



This publication provides information on the number of **Military Personnel** in (defined as the **strength**), joining (**intake**) and leaving (**outflow**) the UK Armed Forces. Detail is provided for both the **Full-time Armed Forces** and **Reserves**. Further statistics can be found in the [Excel tables](#).

The recent trends in personnel numbers in this report relate to the targets outlined in the **Strategic Defence and Security Review (SDSR) 2015** and the **Future Reserves 2020 (FR20) programme**. Prior to SDSR 2015, publications reported against SDSR 2010, the Three Month Exercise (3ME), Army 2020 and the Future Reserves 2020 (FR20) programme.

Some of the statistics previously published in the following publications can now be found in this release: **Monthly, Quarterly** and **Annual** Personnel Reports, **UK Reserve Forces and Cadets, Service Personnel Bulletin 2.01** and **Service and Civilian Bulletin 2.03**.

### Key Points and Trends

<b>▼ 190 750</b>	<b>Strength of UK Forces Service Personnel</b> at 1 January 2019 <i>a decrease of 4 200 (2.2 per cent) since 1 January 2018</i>
<b>▼ 134 990</b>	<b>Full-time Trained Strength (RN/RM &amp; RAF) and Full-time Trade Trained Strength (Army)</b> at 1 January 2019 <i>a decrease of 2 270 (1.7 per cent) since 1 January 2018</i>
<b>▲ - 6.7%</b>	<b>Deficit against the planned number of personnel needed (Workforce requirement)</b> at 1 January 2019 <i>an increase in the deficit from -5.7 per cent as at 1 January 2018</i>
<b>▲ 32 430</b>	<b>Strength of the Trained Future Reserves 2020</b> at 1 January 2019 <i>an increase of 200 (0.6 per cent) since 1 January 2018</i>
<b>▼ 11 090</b>	<b>People joined the UK Regular Armed Forces</b> in the past 12 months (1 January 2018 – 31 December 2018) <i>a decrease of 1 950 (15.0 per cent) compared with the previous 12 month period</i>
<b>▼ 14 700</b>	<b>People left the UK Regular Armed Forces</b> in the past 12 months (1 January 2018 – 31 December 2018) <i>a decrease of 600 (3.9 per cent) compared with the previous 12 month period</i>
<b>▼ 4 650</b>	<b>People joined the Future Reserves 2020</b> in the past 12 months (1 January 2018 – 31 December 2018) <i>a decrease of 1 440 (23.6 per cent) compared with the previous 12 month period</i>
<b>▼ 5 080</b>	<b>People left the Future Reserves 2020</b> in the past 12 months (1 January 2018 – 31 December 2018) <i>an decrease of 130 (2.5 per cent) compared with the previous 12 month period</i>

**Responsible statistician:**

Tri-Service Head of Branch 0207 807 8896

[DefStrat-Stat-Tri-Hd@mod.gov.uk](mailto:DefStrat-Stat-Tri-Hd@mod.gov.uk)

**Further information/mailing list:** [DefStrat-Stat-Tri-Enquiries@mod.gov.uk](mailto:DefStrat-Stat-Tri-Enquiries@mod.gov.uk)

**Background quality report:** [www.gov.uk/government/statistics/tri-service-personnel-bulletin-background-quality-reports](http://www.gov.uk/government/statistics/tri-service-personnel-bulletin-background-quality-reports)

Would you like to be added to our **contact list**, so that we can inform you about updates to these statistics and consult you if we are thinking of making changes? You can subscribe to updates by emailing [DefStrat-Stat-Tri-Enquiries@mod.gov.uk](mailto:DefStrat-Stat-Tri-Enquiries@mod.gov.uk)

## Contents

Introduction	page 2		Supplementary tables containing further statistics can be found at: <a href="https://www.gov.uk/government/statistics/uk-armed-forces-monthly-service-personnel-statistics-2018">https://www.gov.uk/government/statistics/uk-armed-forces-monthly-service-personnel-statistics-2018</a>
Policy background	page 3		
UK Service Personnel	page 4	(National Statistic)	
Full-time Trained and Trade Trained Strength	page 5	(National Statistic)	
FTTS (RN/RM & RAF) & Full-time Trade	page 6	(National Statistic)	A glossary and other supporting documents are available here: <a href="https://www.gov.uk/government/publications/armed-forces-monthly-service-personnel-statistics-supplementary-documents">https://www.gov.uk/government/publications/armed-forces-monthly-service-personnel-statistics-supplementary-documents</a>
UK Regular Personnel	page 7	(National Statistic)	
Future Reserves 2020 Programme Monitoring	page 9	(National Statistic)	
Separated Service	page 11		
Further Information	page 12		

## Introduction

This publication contains information on the **strength, intake and outflow** for the UK Armed Forces overall and each of the Services; **Royal Navy/Royal Marines (RN/RM), Army and Royal Air Force (RAF)**.

The Ministry of Defence (MOD) announced on 29 June 2016 that it was changing the Army trained, disciplined manpower by changing the definition of trained strength to include those in the Army who have completed Phase 1 training. This affects some Tri-Service totals. This does not affect the Naval Service or the RAF in any way. The MOD held a public consultation on **SDSR Resilience: Trained strength definition for the Army and resultant changes to Ministry of Defence Armed Forces personnel statistics**, between 11 July and 21 January 2017. A consultation response was published on 7 November 2016. The changes outlined in the consultation and response have been incorporated into this publication from the 1 October 2016 edition onwards. This affects statistics in some of the accompanying Excel tables, specifically tables: 3a, 3e, 5a, 5b, 5c, 5d, 6a, 6b, 7a, 7b and 7c. Terminology has also been updated in Excel tables 3c and 4.

Detailed statistics, including unrounded figures, and historic time series can be found in the **Excel tables**. These include quarterly statistics on the number of **Service and Civilian Personnel, Separated Service** (the proportion of personnel breaching harmony guidelines), **Applications** to each of the Services and **Military Salaries**. Further historic statistics will be added in due course; in the meantime, historic statistics can be found in the following archived publications: **Monthly, Quarterly** and **Annual** Personnel Reports, **UK Reserve Forces and Cadets, Service Personnel Bulletin 2.01, Service and Civilian Bulletin 2.03, UK Armed Forces Maternity Report, Diversity Dashboard** and **Quarterly Location Statistics**. The **glossary** contains definitions of terminology used in this publication.

A calendar of upcoming MOD statistical releases can be found on **GOV.UK**.

### A National Statistics publication

The United Kingdom Statistics Authority has designated these statistics as National Statistics, in accordance with the Statistics and Registration Service Act 2007 and signifying compliance with the Code of Practice for Official Statistics. Designation can be broadly interpreted to mean that the statistics:

- meet identified user needs;
- are well explained and readily accessible;
- are produced according to sound methods; and
- are managed impartially and objectively in the public interest.

Once statistics have been designated as National Statistics it is a statutory requirement that the Code of Practice shall continue to be observed.

## Policy background

---

The main factors affecting decisions about the size of the Armed Forces required by the MOD to achieve success in its military tasks include:

- An assessment of current and future threats to UK national security;
- The need for contingent / reactive capability – the requirement to be able to respond immediately to domestic or international crisis;
- Current operational and international obligations (e.g. NATO, UN);
- Changes in technology, the introduction of new equipment and restructuring that leads to equipment becoming obsolete or surplus to requirements;
- The need to deliver against the military tasks as efficiently as possible, maintaining a balanced, affordable defence budget.

The Service personnel statistics in this publication are reported against the [2015 Strategic Defence and Security Review](#) (SDSR), released in November 2015. Prior to SDSR 2015, publications reported against the planned Future Force 2020, as set out in the SDSR 2010 which planned to reduce the size of the Armed Forces.

### Army Trained Strength

On 29 June 2016, the MOD [announced](#) that the Army planned to use Regular and Reserve Phase 1 trained personnel in response to crises within the UK. Following this, the term ‘Trained Strength’ would include all Army personnel trained in the core function of their Service (i.e. those who have completed Phase 1 training). The MOD has [consulted](#) on these changes and the resultant impact it will have on this publication and a consultation response was published on 7 October 2016.

From the 1 October 2016 edition onwards, Army personnel who have completed Phase 1 training (basic Service training) but not Phase 2 training (trade training), are considered Trained personnel. This change will enable the Army to meet the SDSR 15 commitment to improve support to UK resilience. The Trained Strength definition for the Royal Navy, RAF, Maritime Reserve and RAF Reserves has not changed, reflecting the requirement for their personnel to complete Phase 2 training to be able to fulfil the core function of their respective Services.

Army personnel who have completed Phase 2 training are now called ‘Trade Trained’. This population aligns with the old definition of trained personnel, therefore maintaining the continuity of the statistical time series and will continue to be counted against the workforce requirement and SDSR target for 2020.

### Full-time Armed Forces personnel

In order to meet the manpower reduction targets set out in SDSR 2010, the [Three Month Exercise](#) (3ME) and [Army 2020](#) (A2020), a redundancy programme coupled with adjusted recruiting (intake) and contract extensions were set. The redundancy programme is now complete.

On 23 November 2015, the Ministry of Defence published the National Security Strategy and Strategic Defence and Security Review 2015. SDSR 2015 outlines plans to uplift the size of the Regular Armed Forces, setting targets for a strength of 82,000 for the Army, and increasing the Royal Navy/Royal Marines and Royal Air Force by a total of 700 personnel. The [SDSR 2015 Defence Key Facts](#) booklet announced new targets for 2020 for each of the Services.

### Future Reserves 2020 (FR20) Programme

The Future Reserves 2020 (FR20) programme aims to increase the size of the Reserve Forces. Further information on the growth of the Reserves can be found in the Policy Background section of previous [Monthly Service Personnel Statistics](#) publications.

As a result of the changes to Army Trained Strength (referred to above) and their impact on the Army Reserve, the MOD released a [Written Ministerial Statement](#) containing revised Future Reserves 2020 strength growth profiles on 8 November 2016. Reporting of the growth of the Reserves will be based on strength profiles only.

This statement outlined trained strength targets for FY 2018/19 as follows: Maritime Reserve 3,100, Army Reserve 30,100 and RAF Reserves 1,860.

## UK Service Personnel

Application data since 1 October 2017 has not been available. We are currently verifying recently received information and relevant figures will be included in the subsequent edition of this publication.

**UK Service Personnel** comprise the total **strength** of the military personnel employed by the Ministry of Defence ([Excel tables](#), Table 1). The current strength of the UK Service Personnel is 190,750, which includes:

- All **UK Regular** personnel and all **Gurkha** personnel (which at 1 January 2019 comprised 76.8 per cent of UK Service Personnel);
- **Volunteer Reserve** personnel (which at 1 January 2019 comprised 19.1 per cent of UK Service Personnel);
- **Other Personnel** including the Serving Regular Reserve, Sponsored Reserve, Military Provost Guard Service, Locally Engaged Personnel and elements of the Full Time Reserve Service (FTRS) (which at 1 January 2019 comprised 4.1 per cent of UK Service Personnel).

**Strength** is the number of personnel.

**Volunteer Reserves** voluntarily accept an annual training commitment and are liable to be mobilised to deploy on operations. They can be utilised on a part-time or full-time basis to provide support to the Regular Forces at home and overseas.

The total strength of the UK Forces<sup>1</sup> has decreased between 1 January 2018 and 1 January 2019 by 2.2 per cent (4,200 personnel). Overall, across the same period, with the exception of Gurkhas, all the other Tri-Service populations have decreased, as shown in Table 1. This decrease is part of a long term trend for the UK Regular Forces. The total strength for Royal Navy/Royal Marines and Royal Air Force has remained stable between 1 January 2018 and 1 January 2019, as the decrease in the UK Regular Forces has been offset by the increase in Reserves/Other Personnel.

**Table 1: Trends in UK Forces Strength<sup>1</sup>**

	1 Jan 16	1 Jan 17	1 Jan 18	1 Jul 18	1 Oct 18	1 Jan 19	% Change since 1 Jan 18
<b>UK Forces Personnel</b>	<b>196,030</b>	<b>196,410</b>	<b>194,950</b>	<b>192,410</b>	<b>192,130</b>	<b>190,750</b>	<b>-2.2%</b>
UK Regular Forces	150,900	149,280	147,030	145,130	144,900	143,430	-2.4%
Gurkhas	2,670	2,770	2,910	3,120	3,090	3,070	5.5%
Volunteer Reserve	34,360	36,120	36,940	36,280	36,310	36,430	-1.4%
Other Personnel	8,100	8,250	8,060	7,880	7,840 <sup>r</sup>	7,820	-3.0%
<b>Royal Navy / Royal Marines</b>	<b>38,140</b>	<b>38,240</b>	<b>38,520</b>	<b>38,410</b>	<b>38,650</b>	<b>38,550</b>	<b>0.1%</b>
UK Regular Forces	32,400	32,440	32,450	32,380	32,540	32,380	-0.2%
Volunteer Reserve	3,430	3,480	3,690	3,660	3,750	3,780	2.4%
Other Personnel	2,310	2,320	2,380	2,370	2,360	2,380	0.0%
<b>Army</b>	<b>120,930</b>	<b>121,180</b>	<b>119,470</b>	<b>116,940</b>	<b>116,610</b>	<b>115,270</b>	<b>-3.5%</b>
UK Regular Forces	84,960	83,610	81,710	79,900	79,640	78,360	-4.1%
Gurkhas	2,670	2,770	2,910	3,120	3,090	3,070	5.5%
Volunteer Reserve	28,440	29,940	30,320	29,600	29,600	29,600	-2.4%
Other Personnel	4,860	4,860	4,530	4,330	4,280	4,230	-6.6%
<b>Royal Air Force</b>	<b>36,970</b>	<b>36,980</b>	<b>36,960</b>	<b>37,050</b>	<b>36,870</b>	<b>36,940</b>	<b>-0.1%</b>
UK Regular Forces	33,540	33,230	32,880	32,850	32,720	32,690	-0.6%
Volunteer Reserve	2,500	2,690	2,930	3,030	2,960	3,040	3.9%
Other Personnel	930	1,060	1,160	1,180	1,200	1,210	4.1%

Source: Defence Statistics (Tri-Service)

1. UK Forces comprises all UK Regular, Gurkha, Volunteer Reserve and Other personnel. The constituents of "Other personnel" are reported towards the top of this page.

## Full-time Trained Strength — Army

Following public announcement and public consultation the definition of Army Trained Strength has changed. From 1 October 2016, UK Regular Forces and Gurkha personnel in the Army who have completed Phase 1 training (basic Service training) but not Phase 2 training (trade training), are now considered Trained personnel. This change will enable the Army to meet the SDSR 15 commitment to improve support to UK resilience. Previously, only personnel who had completed Phase 2 training were considered trained.

This change does not affect the Royal Navy/Royal Marines (RN/RM) or the Royal Air Force (RAF).

As a result of this change, the Full-time Trained Strength (FTTS) includes:

- UK Regular Forces who have passed Phase 1 and Phase 2 training, in the RN/RM & RAF, and UK Regular Forces and Gurkha personnel who have passed Phase 1 training in the Army;
- Those elements of the Full Time Reserve Service (FTRS) who are counted against the workforce requirement, for all three Services.

This change was implemented in the 1 October 2016 edition of this publication.

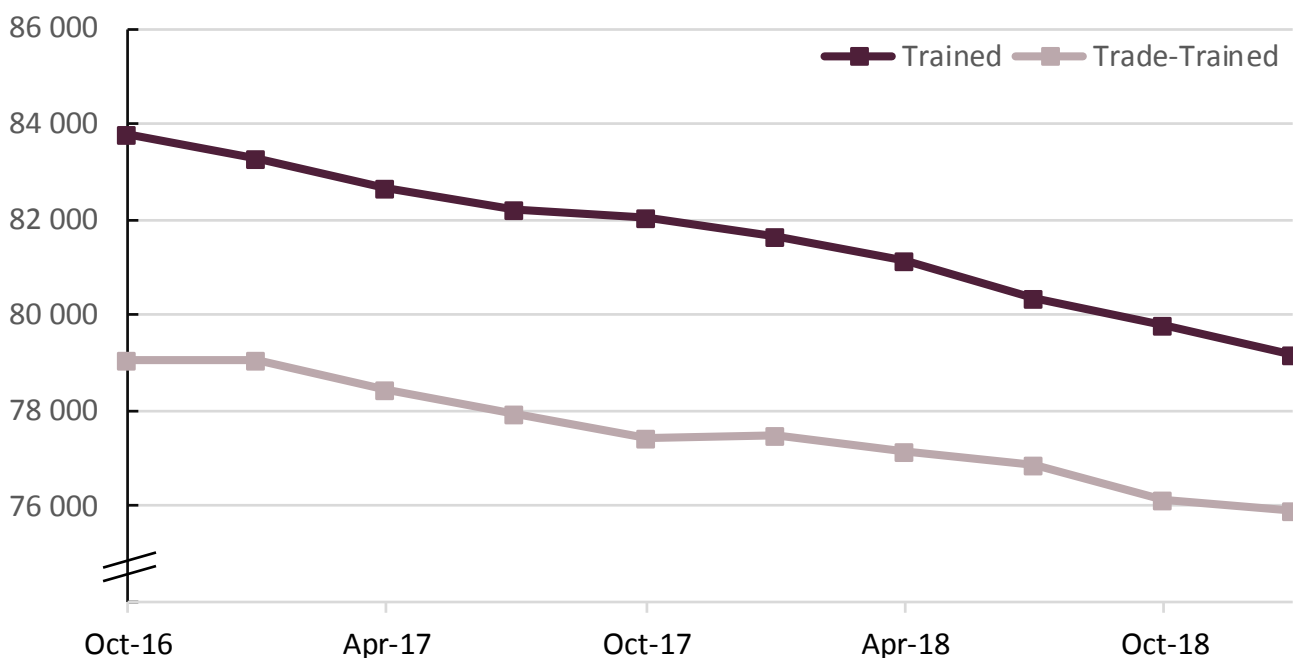
As can be seen in Table 2, the Army Full-time Trained Strength has decreased by 2,500 (3.1 per cent) since 1 January 2018.

**Table 2: Comparison of Full-Time Trained and Trade-Trained Strengths (Army)**

	Jan-18	Apr-18	Jul-18	Oct-18	Jan-19
<b>Full-Time Trained Strength</b>	81,660	81,160	80,360	79,790	79,160
<i>of which Trade-Trained</i>	77,470	77,120	76,880	76,130	75,880

Source: Defence Statistics (Tri-Service)

**Figure 1: FTTS & FTTTS in the Army since Trained Strength definition change (Oct 16)**



# Full-time Trained Strength (RN/RM & RAF) and Full-time Trade Trained Strength (Army) and Workforce requirement

The Full-time Trained Strength (FTTS) (RN/RM & RAF) and Full-time Trade Trained Strength (FTTTS) (Army) (which comprises military personnel who have completed 'Phase 1' and 'Phase 2' training) is counted against the Workforce Requirement. The difference between the two is measured as either a surplus or deficit. This is one indicator of the Service's ability to execute military tasks. Other indicators include the surplus / deficit within key trades or in specific Ranks.

As at 1 January 2019, the Tri Service FTTS (RN/RM & RAF) & FTTTS (Army) has decreased by 1.7 per cent (2,270 personnel) since 1 January 2018. The FTTS (RN/RM & RAF) and FTTTS (Army) comprises: 131,400 Regular personnel (97.3 per cent), 2,870 Gurkhas (2.1 per cent); and 720 Full Time Reserve Service personnel (0.5 per cent) who are filling Regular posts and count against the Workforce Requirement.

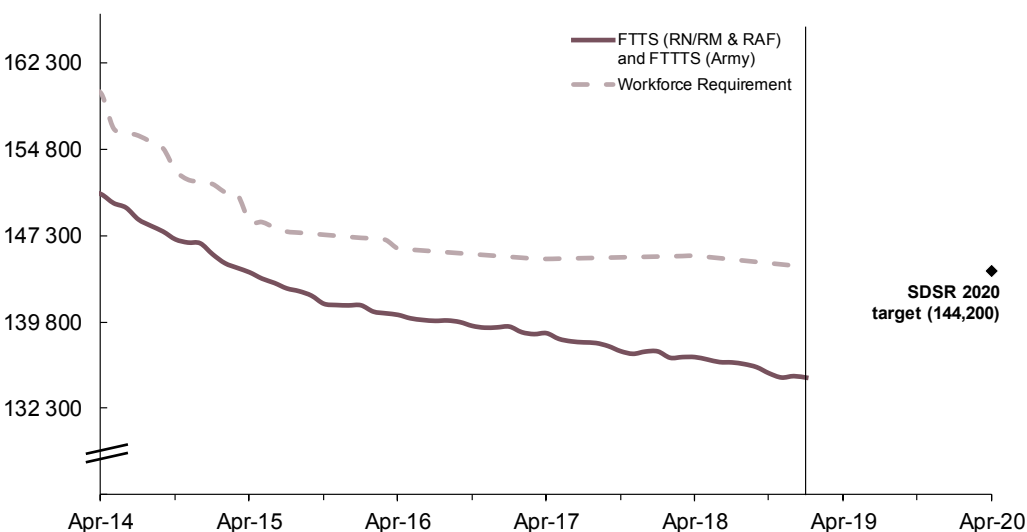
**Table 3: FTTS (RN/RM & RAF) and FTTTS (Army) against the Workforce Requirement**

	1 Jan 16	1 Jan 17	1 Jan 18	1 Jul 18	1 Oct 18	1 Jan 19	SDSR 2020 Targets
FTTS (RN/RM & RAF) and FTTTS (Army)	141,270	139,420	137,260	136,310	135,360	134,990	
Workforce Requirement	147,130	145,480	145,510	145,260	144,950	144,640	144 200
% Surplus/Deficit	-4.0%	-4.2%	-5.7%	-6.2%	-6.6%	-6.7%	
RN/RM (FTTS)	29,800	29,500	29,260	29,150	29,160	29,100	
Workforce Requirement	30,230	30,180	30,400	30,480	30,510	30,540	30 450
% Surplus/Deficit	-1.4%	-2.3%	-3.8%	-4.4%	-4.4%	-4.7%	
Army (FTTTS)	80,300	79,060	77,470	76,880	76,130	75,880	
Workforce Requirement	83,620	82,640	82,650	82,480	82,320	82,160	82 000
% Surplus/Deficit	-4.0%	-4.3%	-6.3%	-6.8%	-7.5%	-7.6%	
RAF (FTTS)	31,160	30,850	30,530	30,280	30,070	30,010	
Workforce Requirement	33,280	32,670	32,460	32,300	32,120	31,940	31 750
% Surplus/Deficit	-6.4%	-5.6%	-5.9%	-6.3%	-6.4%	-6.0%	

Source: Defence Statistics (Tri-Service)

The current deficit against the Workforce Requirement is 6.7 per cent for the UK Armed Forces. There is a deficit of 4.7 per cent, 7.6 per cent and 6.0 per cent in the Royal Navy/Royal Marines (RN/RM), the Army and the Royal Air Force (RAF) respectively, as can be seen in Table 3.

**Figure 2: FTTS (RN/RM & RAF) and FTTTS (Army) against Workforce Requirement and 2020 target derived from SDSR 2015**



**Full-time Trained Strength (RN/RM & RAF) and Full-time Trade Trained Strength (Army)** includes all UK Regular personnel, Gurkhas and those elements of the Full Time Reserve Service (FTRS) who are counted against the workforce requirement (see [glossary](#) for more detail).

**Workforce Requirement** is the number of Service personnel needed, based on the Defence Planning Round, set for each of the three Services.

# UK Regular Personnel (excluding Gurkhas)

As at 1 January 2019, the trained and untrained strength of the UK Regular Forces (which excludes Gurkhas) was 143,430. The Service split for this figure can be found in Table 4 below.

There are 8,950 untrained personnel in the UK Regular Forces (excluding Gurkhas), of which 3,650 are in the RN/RM, 2,590 in the Army and 2,720 are in the RAF. The untrained strength reflects the number of personnel who can potentially join the trained strength.

	1 Jan 18		1 Jan 19	
<b>RN/RM</b>	<b>32,450</b>		<b>32,380</b>	
of which Trained	28,910	89.1%	28,730	88.7%
<b>Army</b>	<b>81,710</b>		<b>78,270</b>	
of which Trained	78,450	96.0%	75,770	96.8%
of which Trade-Trained	74,430	91.1%	72,690	92.9%
<b>RAF</b>	<b>32,880</b>		<b>32,690</b>	
of which Trained	30,510	92.8%	29,980	91.7%

Source: Defence Statistics (Tri-Service)

**UK Regulars** are full time Service personnel, including Nursing Services, excluding FTRS personnel, Gurkhas, mobilised Reservists, Military Provost Guarding Service (MPGS), Locally Engaged Personnel (LEP), and Non Regular Permanent Service (NRPS).

**Intake** is defined as the number joining the Strength, whereas **Outflow** is the number leaving.

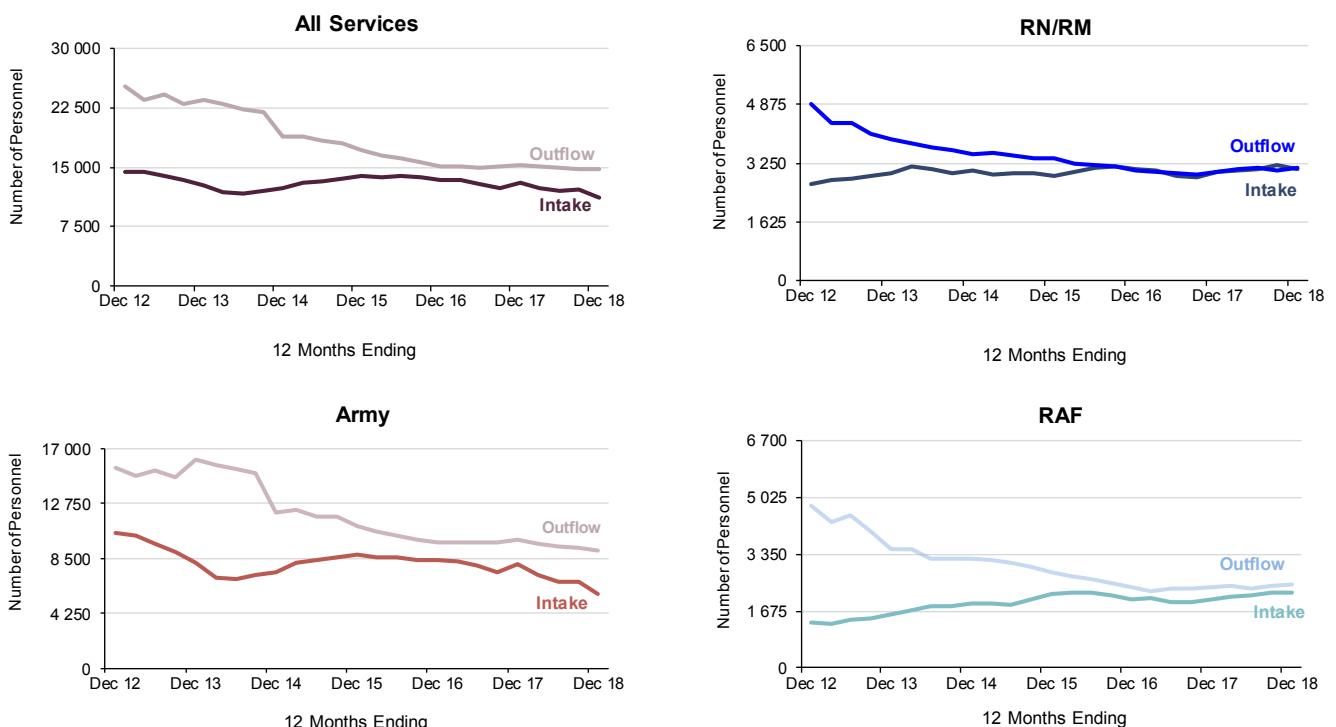
## Intake and Outflow

In the 12 months to 31 December 2018, there was a net outflow of 3,610 personnel from the UK Regular Forces. This has increased compared with the 12 months to 31 December 2017, where there was a net outflow of 2,260 personnel.

## Intake

- Intake into the trained and untrained UK Regular Forces was 11,090 in the 12 months to 31 December 2018. This has decreased from 13,040 in the 12 months to 31 December 2017.
- Of the current intake, 12.8 per cent was into Officers and 87.2 per cent was into Other Ranks.
- Compared to the 12 months to 31 December 2018, intake to the RN/RM and RAF has increased by 2.4 per cent and 11.0 per cent respectively. However, intake to the Army has decreased by 28.0 per cent mainly driven by reduced intake into the Other Ranks in the previous three months.

Figure 3: Intake to and Outflow from the UK Regular Forces over a 12-month period



# UK Regular Personnel

## Outflow

- Outflow from the trained and untrained UK Regular Forces was 14,700 in the 12 months to 31 December 2018; down from 15,300 in the 12 months to 31 December 2017.
- Across all services, VO was the most common reason for outflow of Trained and Trade-Trained personnel, accounting for 61.0 per cent of outflow in the 12 months to 31 December 2018.
- In the 12 months to 31 December 2018, 7,520 trained (RN/RM & RAF) and trade trained (Army) personnel left through VO; the VO rate was 5.6 per cent. The VO Rate for the RAF was the lowest of all Services, at 5.0 percent, and highest for the Army, at 6.1 per cent.
- In the 12 months to 31 December 2018, the VO rate amongst Other Ranks (6.0 per cent) is higher when compared to Officers (4.2 per cent).
- The RAF had the highest percentage of outflow accounted for by VO (68.2 per cent), this can be explained by the lower figures for other wastage when compared with the other services. The lower outflow rates in the RAF could be due to the types of roles in the RAF, which tend to be more technical with longer training periods.

**Voluntary Outflow (VO)** encompasses all trained (RN/RM & RAF) and Trade Trained (Army) personnel who voluntarily exit before the end of their agreed engagement or commission period.

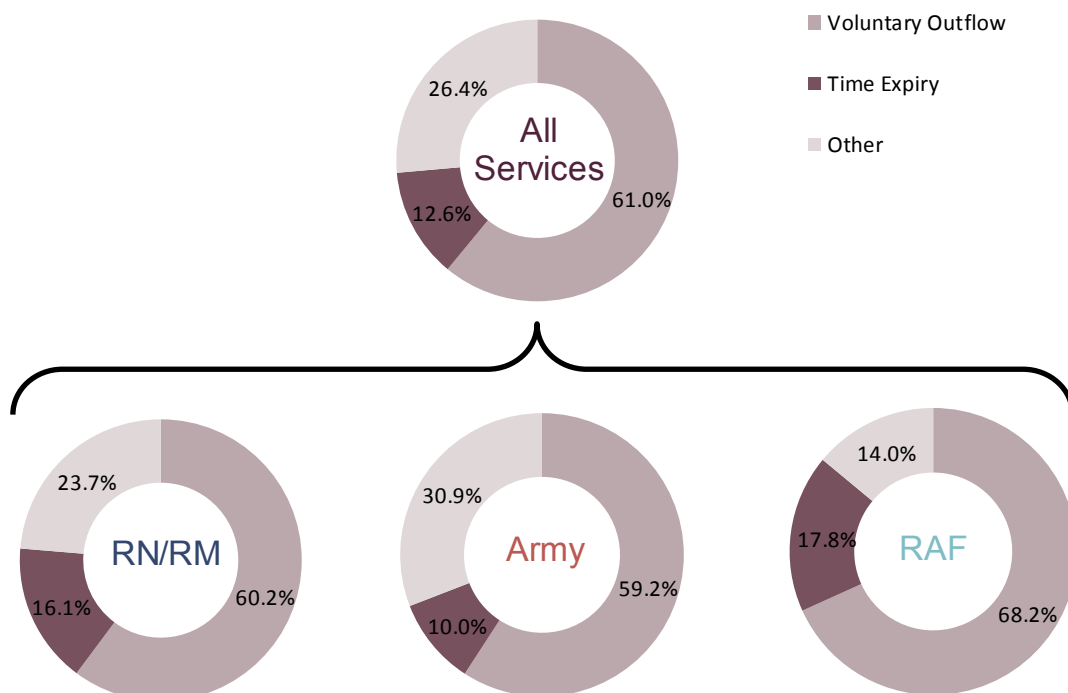
**Time Expiry** is a term used to describe those in the Armed Services who reach the end of their engagement or commission and then leave.

**Other** includes outflow from the trained (RN/RM & RAF) and trade trained (Army) strength due to, amongst others, medical reasons, misconduct, compassionate, dismissals and death.

**VO Rate** is the number of personnel voluntarily outflowing as a proportion of the average trained strength for the outflow period.

There is no single reason why personnel leave on Voluntary Outflow, but the personnel who completed the [Armed Forces Continuous Attitude Survey](#) indicated reasons for leaving the Armed Forces included the impact of Service life on family and personal life and opportunities outside the Armed Forces.

**Figure 4: Outflow of trained (RN/RM & RAF) and trade trained (Army) UK Regulars by exit reason (12 months to 31 December 2018)**





# Future Reserves 2020 (FR20) programme monitoring

Following consultation on changes to the Army trained strength definition and the removal of the FR20 intake targets, the MOD released Future Reserves 2020 trained strength growth profiles in a [Written Ministerial Statement](#) on 8 November 2016. Reporting of the growth of the Reserves will be based on trained strength profiles only.

## Future Reserves 2020 Strength

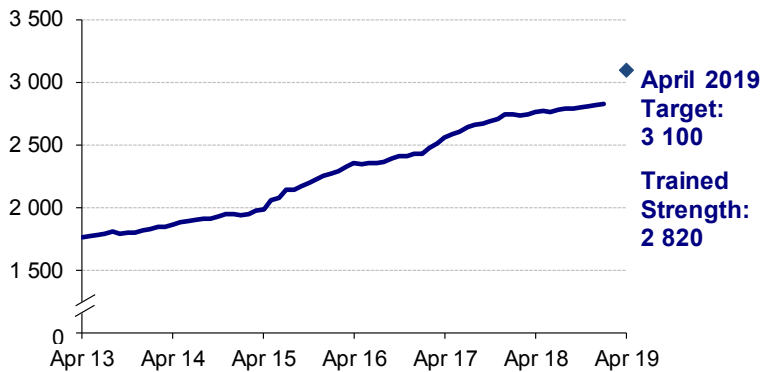
Following this, progress against FR20 population trained strength targets are reported in table 6a of the [Excel tables](#).

The total **trained and untrained strength** of the Tri-Service Future Reserves 2020 at 1 January 2019 was 36,310, a decrease of 430 personnel or 1.2 per cent since 1 January 2018.

## Future Reserves 2020

includes volunteer reserves who are mobilised, High Readiness Reserves and those volunteer reserves serving on Full Time Reserve Service (FTRS) and Additional Duties Commitment (ADC). Sponsored Reserves who provide a more cost effective solution than volunteer reserve are also included in the Army Reserve FR20.

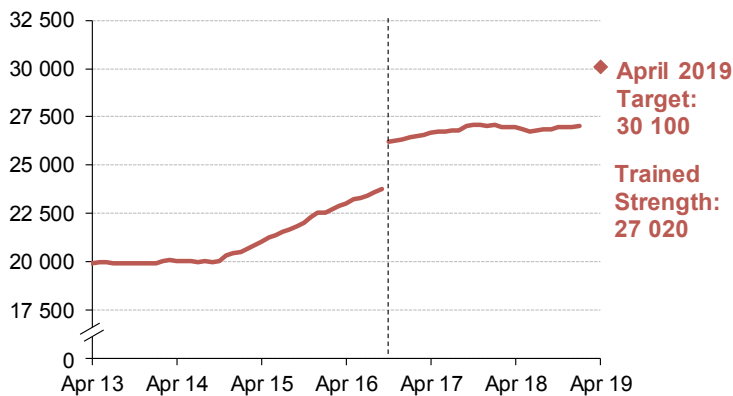
**Figure 5: Maritime Reserve trained strength**



The Maritime Reserve total strength as at 1 January 2019 was 3,780. This is an increase of 90 personnel (2.4 per cent) since 1 January 2018.

Figure 5 shows that the Maritime Reserve trained strength was 2,820 as at 1 January 2019. This is an increase of 80 personnel (2.8 per cent) since 1 January 2018.

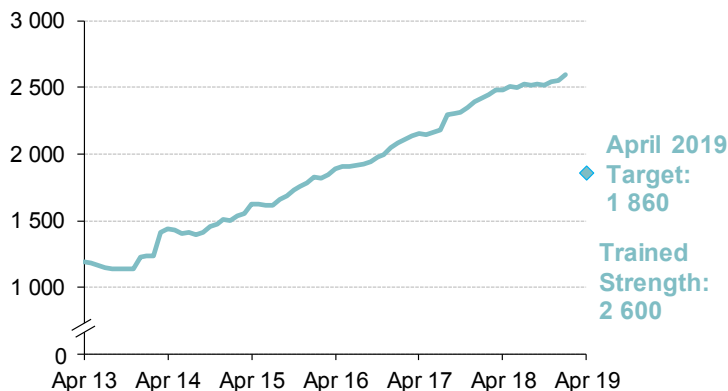
**Figure 6: Army Reserve FR20 trained strength**



The Army Reserve total strength as at 1 January 2019 was 29,480. This is a decrease of 640 personnel (2.1 per cent) since 1 January 2018.

Figure 6 shows that the Army Reserve trained strength was 27,020 as at 1 January 2019. This is a decrease of 60 (0.2 per cent) since 1 January 2018.

**Figure 7: RAF Reserves trained strength**



The RAF Reserves total strength as at 1 January 2019 was 3,040. This is an increase of 110 personnel (3.9 per cent) since 1 January 2018.

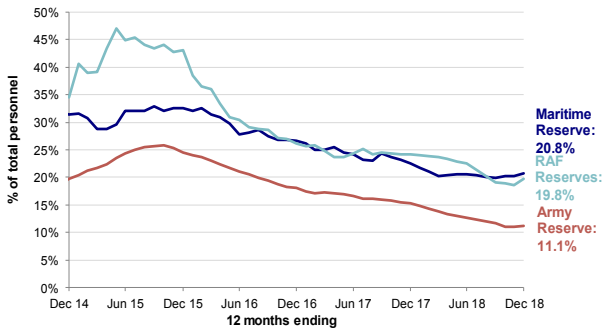
Figure 7 shows that as at 1 January 2019 the RAF Reserves trained strength was 2,600. This is an increase of 180 personnel (7.3 per cent) since 1 January 2018.

# Future Reserves 2020 (FR20) programme monitoring

## FR20 Intake and Outflow statistics

Intake and outflow statistics report how many people have left or joined the trained or untrained strengths. As well as leavers and new recruits, this can include personnel transferring to or from the Regular Forces, other Reserve populations, or Reserve re-joiners.

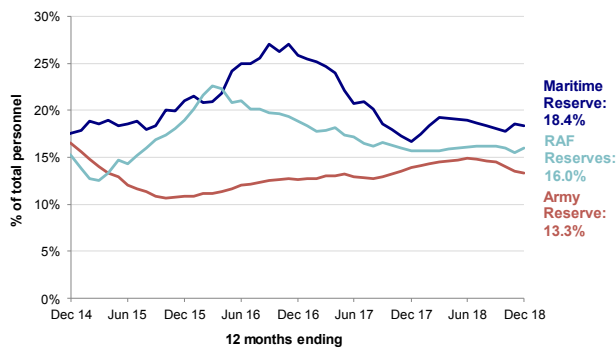
**Figure 8: Total intake rate by Service**



The total intake rates for each service in the 12 months to 1 January 2019 are as follows:

- The Maritime Reserve total intake rate was **20.8 per cent**; a decrease of 1.7 percentage points since the 12 months to 1 January 2018.
- The Army Reserve total intake rate was **11.1 per cent**; a decrease of 4.2 percentage points since the 12 months to 1 January 2018.
- The RAF Reserves total intake rate was **19.8 per cent**; a decrease of 4.3 percentage points since the 12 months to 1 January 2018.

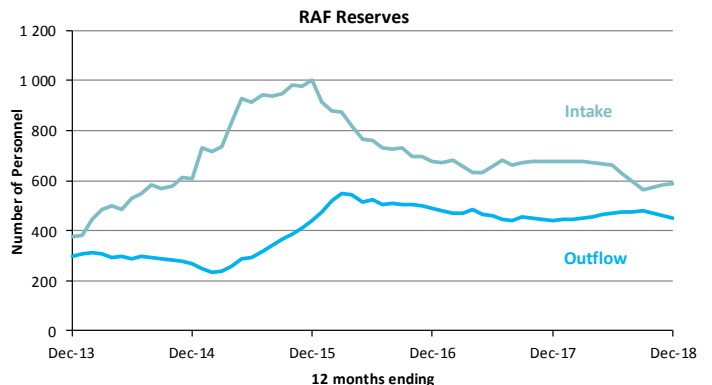
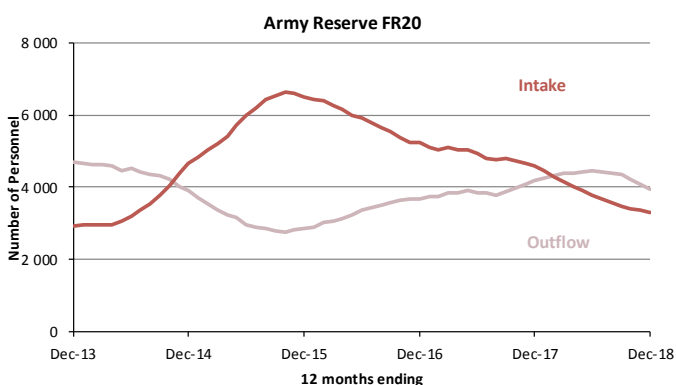
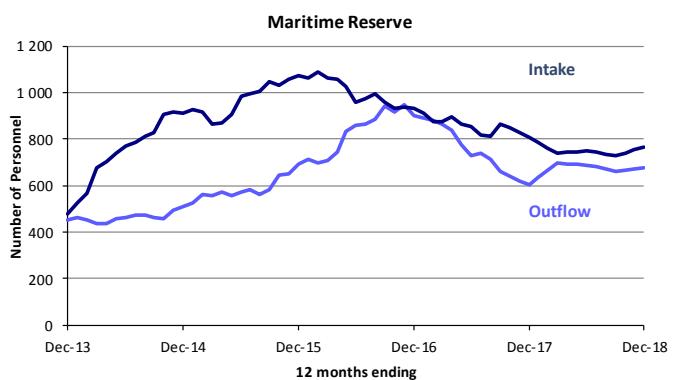
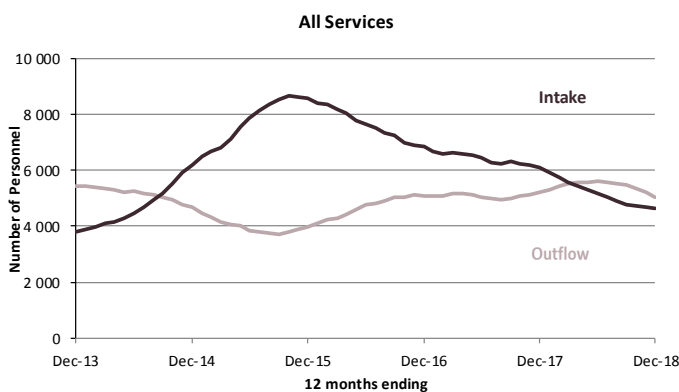
**Figure 9: Total outflow rate by Service**



The total outflow rates for each service in the 12 months to 1 January 2019 are as follows:

- The Maritime Reserve total outflow rate was **18.4 per cent**; a decrease of 1.7 percentage points since the 12 months to 1 January 2018.
- The Army Reserve total outflow rate was **13.3 per cent**; a decrease of 0.6 percentage points since the 12 months to 1 January 2018.
- The RAF Reserves total outflow rate was **16.0 per cent**; an increase of 0.3 percentage points since the 12 months to 1 January 2018.

**Figure 10: Intake to and Outflow from the FR20 Reserves over 12 month period**



# Separated Service

**Separated service** measures absence from normal place of duty. The time an individual experiences separated service is compared against each Service's "**Individual Harmony**" guidelines to ensure a balance between duty and leisure for all Service Personnel.

A breach of individual harmony guidelines occurs when Service personnel experience separated service for longer than the period outlined in individual harmony guidelines, which are based on the structures and organisation of that Service. The guidelines are measured over a 36 month period and the limits are **660 days** away for the RN/RM; **498 days** for the Army; and **468 days** away for the RAF.

**Separated Service** concerns personnel who are serving away from their usual place of duty or are unable to enjoy leisure at their normal place of duty or residence at place of duty.

**Individual Harmony** is the freedom to enjoy leisure at the normal place of duty or residence at place of duty; this includes leave and adventurous training.

Using 1 April 2017 as an example:

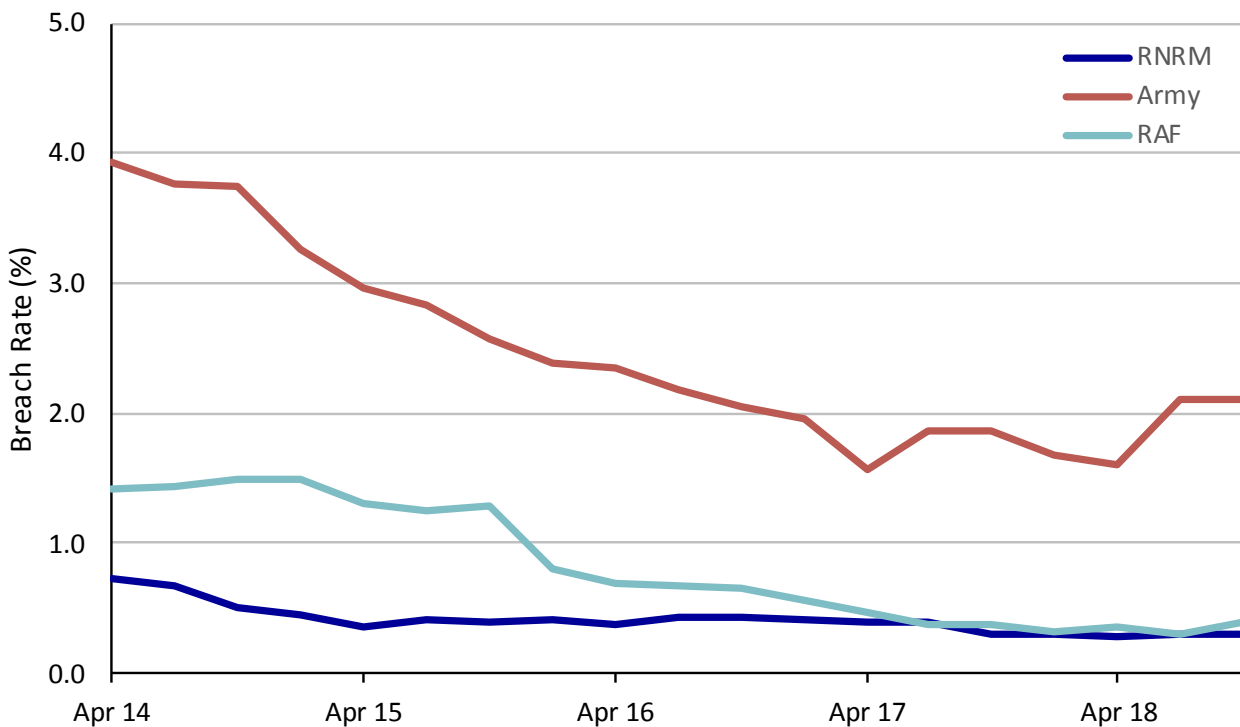
## Trained/Trade Trained UK Regular personnel breaching in the 36 months Ending to 31 Mar 2017

### Trained UK Regular personnel as at 1 April 2017

The percentage breaching harmony has been on a downward trend. The recent increase in Army reflects increasing demands of operations and exercises, enabling support for [Ex SAIF SAREEA 3](#) and [Ex TRIDENT JUNCTURE](#).

Separated Service data can be found in table 10 of the accompanying [Excel tables](#).

## Percentage of UK Regular Forces breaching harmony



## Further Information

---

### Rounding

Figures in this publication have been rounded to the nearest 10, though numbers ending in a “5” have been rounded to the nearest multiple of 20 to prevent the systematic bias caused by always rounding numbers upwards. For example; a value of “25” would be rounded down to “20” and a value of “15” would be rounded up to “20”.

Additionally, totals and sub-totals are rounded separately and so may not equal the sums of their rounded parts.

Percentages are calculated from unrounded data and presented to one decimal place.

The MOD Disclosure Control and Rounding policy is published on GOV.UK and we have applied this policy to the statistics in the accompanying Excel tables. The policy is available here: <https://www.gov.uk/government/publications/defence-statistics-policies>.

### Revisions

Corrections to the published statistics will be made if errors are found, or if figures change as a result of improvements to methodology or changes to definitions. When making corrections, we will follow the Ministry of Defence [Statistics Revisions and Corrections Policy](#). All corrected figures will be identified by the symbol “r”, and an explanation will be given of the reason for and size of the revision. Corrections which would have a significant impact on the utility of the statistics will be corrected as soon as possible, by reissuing the publication. Minor errors will also be corrected, but for efficient use of resource these corrections may be timed to coincide with the next annual release of the publication.

There has been some revisions in the separated service data, please see Table 10 for more information. This was because of an inputting error.

### Data Quality

<sup>1</sup> - Length of Service for personnel outflowing was obtained by calculating the difference between their JPA ‘Entry Date’ and outflow date. In the case of personnel who have outflowed and subsequently re-joined the Armed Forces, the entry date is intended to show their latest intake date in order to correctly reflect current length of service, however there are known issues with this field not updating to show this correctly for a small number of personnel. As such, the listed Length of Service figures on Page 8 should be taken as a slight over-estimation of the actual average lengths of service.

### Symbols

	Discontinuity in time series
*	not applicable
..	not available
–	Zero
~	5 or fewer
p	Provisional
e	Estimate
r	Revised

*Italic* figures are used for percentages and other rates, except where otherwise indicated.

## Further Information (cont.)

---

### Contact Us

Defence Statistics welcome feedback on our statistical products. If you have any comments or questions about this publication or about our statistics in general, you can contact us as follows:

**Defence Statistics (Tri-Service)** Telephone: 0207 807 8896  
Email: [DefStrat-Stat-Tri-Enquiries@mod.gov.uk](mailto:DefStrat-Stat-Tri-Enquiries@mod.gov.uk)

If you require information which is not available within this or other available publications, you may wish to submit a Request for Information under the Freedom of Information Act 2000 to the Ministry of Defence. For more information, see:

<https://www.gov.uk/make-a-freedom-of-information-request/the-freedom-of-information-act>

### Other contact points within Defence Statistics are:

Defence Expenditure Analysis	030 6793 4531	<a href="mailto:DefStrat-Econ-ESES-PQFOI@mod.gov.uk">DefStrat-Econ-ESES-PQFOI@mod.gov.uk</a>
Naval Service Manpower	023 9262 8738	<a href="mailto:DefStrat-Stat-Navy@mod.gov.uk">DefStrat-Stat-Navy@mod.gov.uk</a>
Army Manpower	01264 886175	<a href="mailto:DefStrat-Stat-Army-Enquiries@mod.gov.uk">DefStrat-Stat-Army-Enquiries@mod.gov.uk</a>
RAF Manpower	01494 496822	<a href="mailto:DefStrat-Stat-Air@mod.gov.uk">DefStrat-Stat-Air@mod.gov.uk</a>
Tri-Service Manpower	020 7807 8896	<a href="mailto:DefStrat-Stat-Tri-Enquiries@mod.gov.uk">DefStrat-Stat-Tri-Enquiries@mod.gov.uk</a>
Civilian Manpower	020 7218 1359	<a href="mailto:DefStrat-Stat-Civ Enquiries@mod.gov.uk">DefStrat-Stat-Civ Enquiries@mod.gov.uk</a>
Health Information	030 6798 4423	<a href="mailto:DefStrat-Stat-Health-PQ-FOI@mod.gov.uk">DefStrat-Stat-Health-PQ-FOI@mod.gov.uk</a>

*Please note that these email addresses may change later in the year.*

### If you wish to correspond by mail, our postal address is:

Defence Statistics (Tri-Service)  
Ministry of Defence, Main Building  
Floor 3 Zone M  
Whitehall  
London  
SW1A 2HB

For general MOD enquiries, please call: 020 7218 9000