



EU Type Examination Certificate Number: **0120/SGS0365**

SIA “ATTA-1”

Jurkalnes Street 1
Riga
Latvia

Instrument Identification:
Thorgeon 01005

Active electrical energy meter – 1 phase

Instrument Traceable Number
0120/SGS0365

has been assessed and certified as meeting the requirements of

EU Directive 2014/32/EU
on Measuring Instruments Annex II, Module B

It is certified that the manufacturer's technical design and specimen for the above instrument has been examined and, based on the evidence submitted, it is considered that the instrument conforms to the requirements of Annex V of EU Directive 2014/32/EU

This certificate must be used in conjunction with a certificate covering the product verification as required in Annex II, Module D or Annex II, Module F


This certificate is valid until 11th March 2022
Issue 2

Certification is based on report number(s) EMA255543

Authorised Signature


SGS United Kingdom Limited, Notified Body 0120
Unit 202B Worle Parkway, Weston-super-Mare, BS22 6WA, UK
t +44 (0)1934 522917 f +44 (0)1934 522137 www.sgs.com

Contact Address
SGS United Kingdom Limited, Units 12A & 12B, South Industrial Estate, Bowburn, Durham, DH6 5AD, UK
t +44 (0)191 377 2000 f +44 (0)191 377 2020 www.sgs.com

	EU-Type Examination Certificate Number:	
	0120/SGS0365	
	Issue Number: 2	Dated: 31 st January 2019


1. Technical Data

Manufacturer	SIA "ATTA-1"
Meter Type	Thorgeon 01005
Voltage Rating (U_n)	230V
Current Rating ($I_{min} - I_{ref} (I_{max})$)	0.25-5(50)A
Frequency (F_n)	50Hz
Active Accuracy Class (kWh)	A or B (kWh)
Type of circuit	1p2w
Temperature Range	-25°C to +55°C
Software/ Firmware Version No	V 1
Identification Location	Nameplate
Bill Of Materials Number	NZD112005
IP Rating	IP51
Insulation Protective Class	Class II
LED Pulse Constant	1000imp/kWh
Impulse Voltage Rating	6kV
AC Voltage Rating	4kV
Main Cover Sealing Type	Tamper proof sealing tape
Integrity of meter	Inaccessible without breaking seals
Intended Location of the Meter	Indoor
Type of Register	LCD
Terminal Arrangement(s)	DIN
Location of Manufacturers Address	Nameplate and associated documents

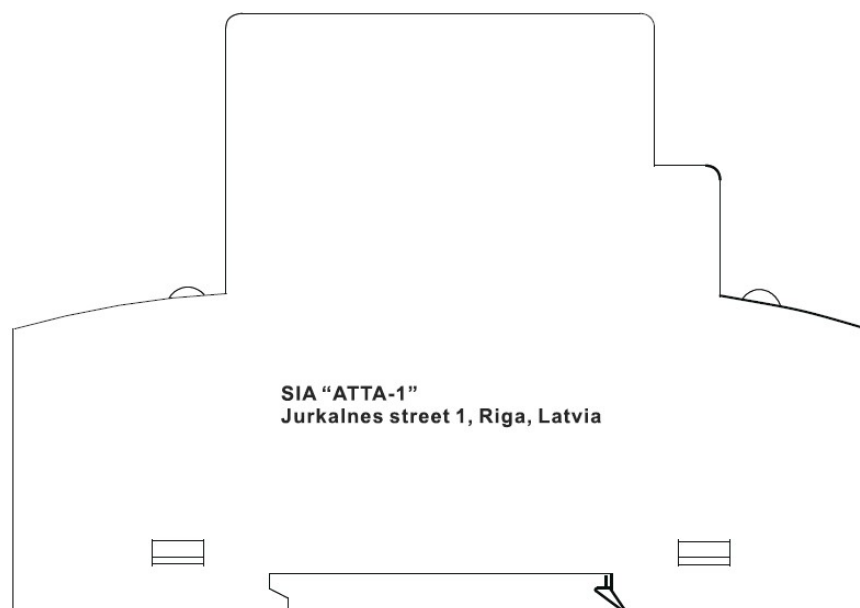
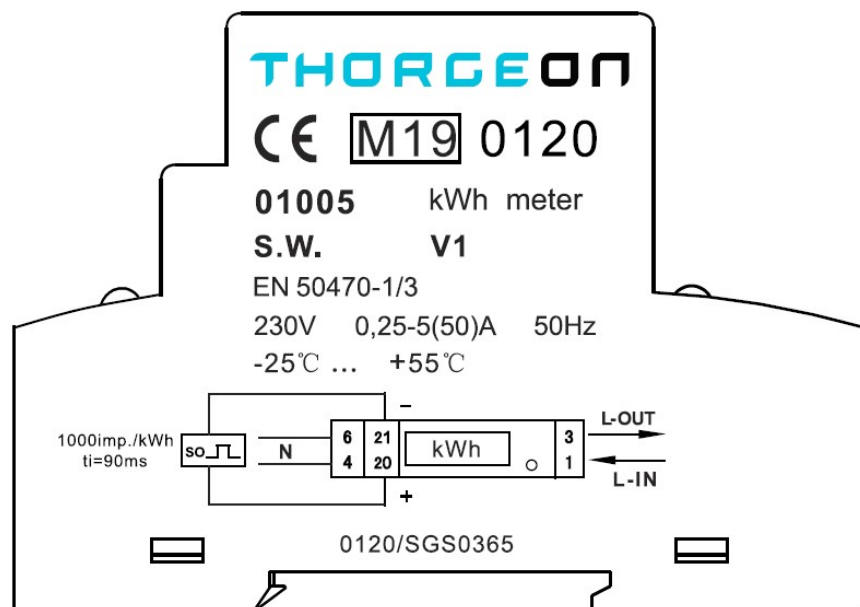
	EU-Type Examination Certificate Number:	
	0120/SGS0365	
	Issue Number: 2	Dated: 31 st January 2019


2. Photograph of Meter and Sealing Plan



	EU-Type Examination Certificate Number:	
	0120/SGS0365	
	Issue Number: 2	Dated: 31 st January 2019

3. Examples of Nameplates



	EU-Type Examination Certificate Number:	
	0120/SGS0365	
	Issue Number: 2	Dated: 31 st January 2019

4. Calculation of the composite error/ MPE


During the type approval examination the influence factors for temperature, frequency and voltage are determined per load point. The table below represents the sum of the square values per load, determined via the following formula:-

$$\delta e(T, U, f) = \sqrt{(\delta e^2(T, I, \cos\phi) + \delta e^2(U, I, \cos\phi) + \delta e^2(f, I, \cos\phi))}$$

where

$\delta e(T, I, \cos\phi)$	=	Additional error due to variation of the temperature at the same load
$\delta e(U, I, \cos\phi)$	=	Additional error due to variation of the voltage at the same load
$\delta e(f, I, \cos\phi)$	=	Additional error due to variation of the frequency at the same load

		Influence Factors for Temperature, Voltage & Frequency					
Current	PF Cos	-25°C	-10°C	5°C	30°C	40°C	55°C
I _{min}	1.0	1.00	0.40	0.15	0.15	0.40	1.00
I _{tr}	1.0	1.00	0.40	0.15	0.15	0.40	1.00
10I _{tr}	1.0	1.00	0.40	0.15	0.15	0.40	1.00
I _{max}	1.0	1.00	0.40	0.15	0.15	0.40	1.00
I _{tr}	0.5ind	1.00	0.40	0.15	0.15	0.40	1.00
10I _{tr}	0.5ind	1.00	0.40	0.15	0.15	0.40	1.00
I _{max}	0.5ind	1.00	0.40	0.15	0.15	0.40	1.00
I _{tr}	0.8cap	1.00	0.40	0.15	0.15	0.40	1.00
10I _{tr}	0.8cap	1.00	0.40	0.15	0.15	0.40	1.00
I _{max}	0.8cap	1.00	0.40	0.15	0.15	0.40	1.00


	EU-Type Examination Certificate Number:	
	0120/SGS0365	
	Issue Number: 2	Dated: 31 st January 2019

5. Annex of Variants

Product Variant Identification Details:

Type Designation	Description of meter
Thorgeon 01005	Active electrical energy meter – 1 phase

Modifications to the meter(s) described according to approval No.**0120/SGS0365** must be notified to the issuing body to confirm the meter(s) continuing compliance to the relevant pattern approval standard(s).

	EU-Type Examination Certificate Number:	
	0120/SGS0365	
	Issue Number: 2	Dated: 31 st January 2019

6. Document Revision History

Issue	Date	Comments
1	18/07/2018	Initial Issue
2	31/01/2019	Model name change from Norgeon 01005 to Thorgeon 01005

This document is issued by the Company subject to its General Conditions for Certification Services, available on request or accessible at <http://www.sgs.com/en/Terms-and-Conditions.aspx>.

Attention is drawn to the limitation of liability, indemnification and jurisdiction issues defined therein. Any holder of this document is advised that information contained hereon reflects the Company's findings at the time of its intervention only and within the limits of Client's instructions, if any. The Company's sole responsibility is to its Client and this document does not exonerate parties to a transaction from exercising all their rights and obligations under the transaction documents. This document cannot be reproduced except in full, without prior written approval of the Company. Any unauthorized alteration, forgery or falsification of the content or appearance of this document is unlawful and offenders may be prosecuted to the fullest extent of the law.

Unless otherwise stated the results shown in this test report refer only to the sample(s) tested *and such sample(s) are retained for 28 days only*.

END OF CERTIFICATE