



EU Type Examination Certificate Number: **0120/SGS0355**

**BTICINO Spa**

Viale Borri, 231  
21100 Varese  
Italy

Instrument Identification:

**CE6DMID52, CE6DMID56, F41DM125**

**Polyphase, Active Import kWh, DIN Rail, Electricity Meter**

Instrument Traceable Number

**0120/SGS0355**

has been assessed and certified as meeting the requirements of

**EU Directive 2014/32/EU**  
**on Measuring Instruments Annex II, Module B**

It is certified that the manufacturer's technical design and specimen for the above instrument has been examined and, based on the evidence submitted, it is considered that the instrument conforms to the requirements of Annex V of EU Directive 2014/32/EU

This certificate must be used in conjunction with a certificate covering the product verification as required in Annex II, Module D or Annex II, Module F


This certificate is valid for 10 years from 14<sup>th</sup> June 2018 until 13<sup>th</sup> June 2028  
Issue 2

Certification is based on report number(s) EMA248086/1 dated 14<sup>th</sup> June 2018  
EMA248086/1/TR50579 14<sup>th</sup> June 2018

Authorised Signature


SGS United Kingdom Limited, Notified Body 0120  
Unit 202B Worle Parkway, Weston-super-Mare, BS22 6WA, UK  
t +44 (0)1934 522917 f +44 (0)1934 522137 [www.sgs.com](http://www.sgs.com)

Contact Address  
SGS United Kingdom Limited, Units 12A & 12B, South Industrial Estate, Bowburn, Durham, DH6 5AD, UK  
t +44 (0)191 377 2000 f +44 (0)191 377 2020 [www.sgs.com](http://www.sgs.com)


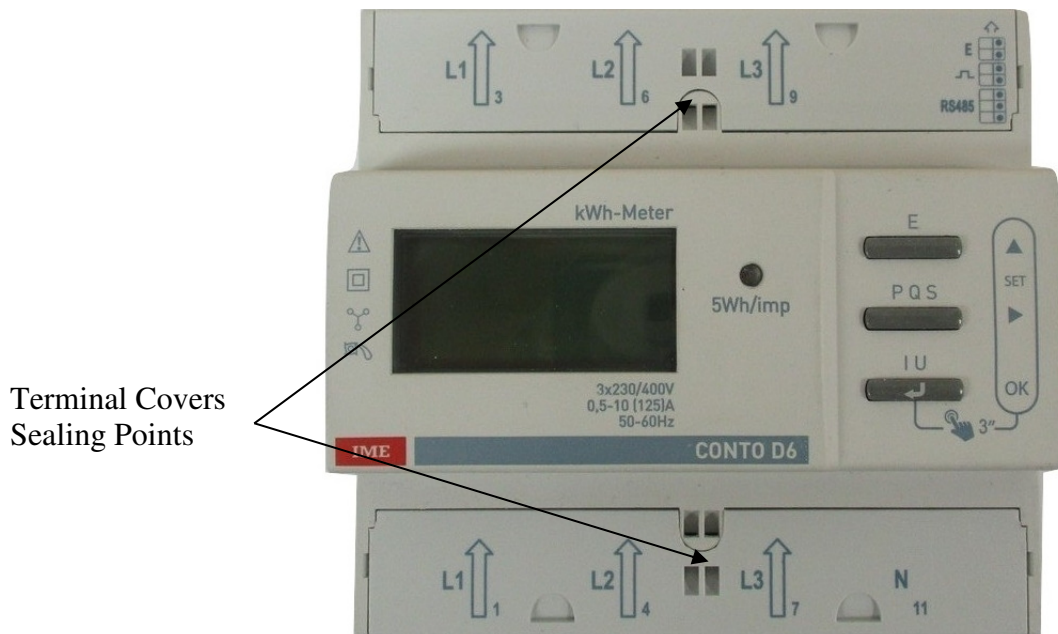
	EU-Type Examination Certificate Number:	
	<b>0120/SGS0355</b>	
	Issue Number: 2	Dated: 2 <sup>nd</sup> October 2018


## 1. Technical Data

<b>Manufacturer</b>	BTICINO Spa
<b>Meter Type's</b>	CE6DMID52 CE6DMID56 F41DM125
<b>Voltage Rating (<math>U_n</math>)</b>	3 x 230/400V
<b>Current Rating (<math>I_{min} - I_{ref} (I_{max})</math>)</b>	0.5-10(125)A,
<b>Frequency (<math>F_n</math>)</b>	50Hz
<b>Active Accuracy Class (kWh)</b>	B (kWh)
<b>Type of circuit</b>	3p4w
<b>Temperature Range</b>	-25 °C to +55 °C
<b>Software/ Firmware Version No's</b>	CE6DMID52: <b>MID 1.101</b> CE6DMID56: <b>MID 1.101</b> F41DM125: <b>MID 1.101</b>
<b>CRC Checksum No's</b>	CE6DMID52: <b>60922</b> CE6DMID56: <b>36085</b> F41DM125: <b>36085</b>
<b>Identification Location</b>	LCD
<b>Bill Of Materials No's</b>	CE6DMID52: <b>IM-CE6DMID52</b> CE6DMID56: <b>IM-CE6DMID56</b> F41DM125: <b>BT-F41DM125</b>
<b>IP Rating</b>	Meter to be installed in a suitable IP rated enclosure as described in installation manual
<b>Insulation Protective Class</b>	Class II
<b>LED Pulse Constant</b>	5Wh/imp
<b>Impulse Voltage Rating</b>	6kV
<b>AC Voltage Rating</b>	4kV
<b>Main Cover Sealing Type</b>	4 x ultrasonic welded plastic plugs.
<b>Integrity of meter</b>	Inaccessible without breaking seals
<b>Intended Location of the Meter</b>	Indoor
<b>Type of Register</b>	LCD
<b>Terminal Arrangement(s)</b>	DIN
<b>Location of Manufacturers Address</b>	Nameplate & Documentation

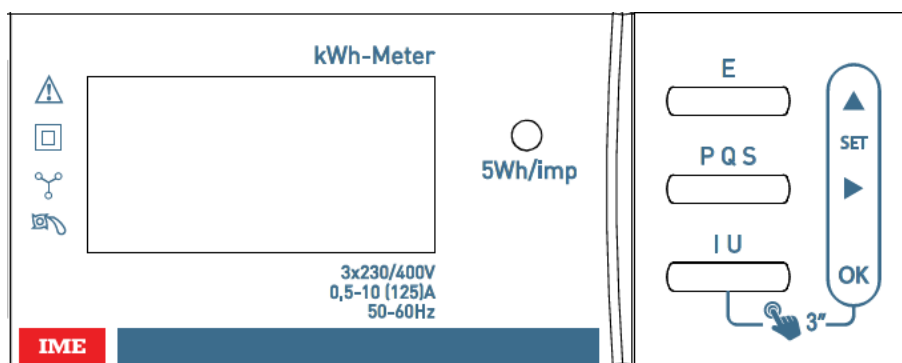
	EU-Type Examination Certificate Number:	
	<b>0120/SGS0355</b>	
	Issue Number: 2	Dated: 2 <sup>nd</sup> October 2018

## 2. Photographs of Meter and Sealing Plan



	EU-Type Examination Certificate Number:	
	<b>0120/SGS0355</b>	
	Issue Number: 2	Dated: 2 <sup>nd</sup> October 2018

### 3. Nameplates & Markings



**CE6DMID52**

**Tariff input**

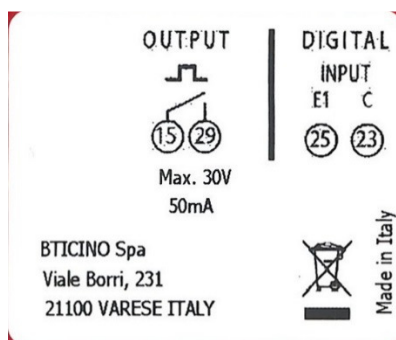
**Pulse output**

cl.B

-25°C...55°C

3507200/001

23 2018



**CE6DMID56**

**Tariff input**

**Pulse output**

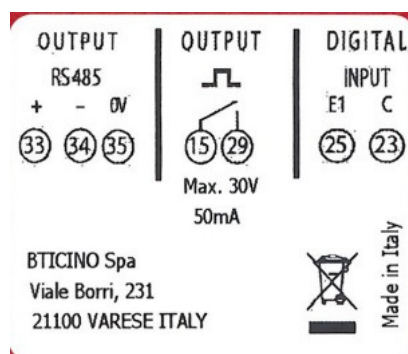
**RS485 communication**


cl.B

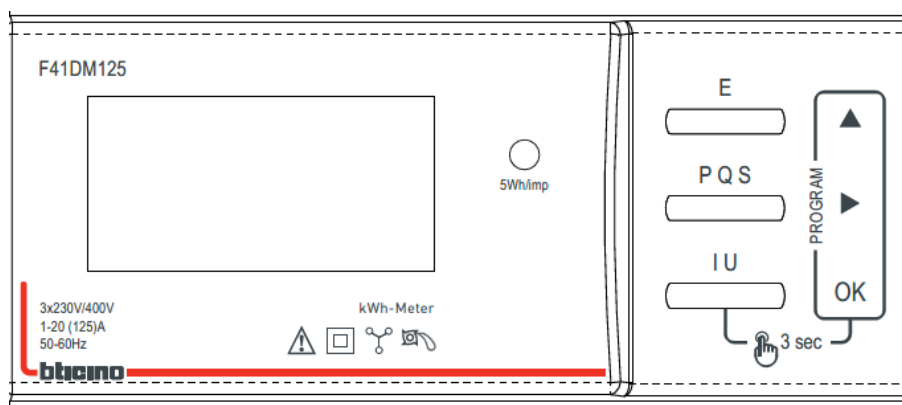
-25°C...55°C

3507200003

23 2018



	EU-Type Examination Certificate Number:	
	<b>0120/SGS0355</b>	
	Issue Number: 2	Dated: 2 <sup>nd</sup> October 2018

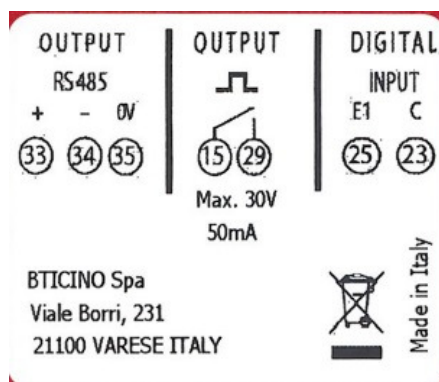



**F41DM125**  
**Tariff input**  
**Pulse output**  
**RS485 communication**

**cl.B**  
**-25°C...55°C**

**3507200002**  
**23 2018**

**CE** **M18** **0120**  
**SGS0355**



	EU-Type Examination Certificate Number:	
	<b>0120/SGS0355</b>	
	Issue Number: 2	Dated: 2 <sup>nd</sup> October 2018


#### 4. Calculation of the composite error/ MPE

During the type approval examination the influence factors for temperature, frequency and voltage are determined per load point. The table below represents the sum of the square values per load, determined via the following formula:-


$$\delta e(T, U, f) = \sqrt{(\delta e^2(T, I, \cos\phi) + \delta e^2(U, I, \cos\phi) + \delta e^2(f, I, \cos\phi))}$$

where

$\delta e(T, I, \cos\phi)$	=	Additional error due to variation of the temperature at the same load
$\delta e(U, I, \cos\phi)$	=	Additional error due to variation of the voltage at the same load
$\delta e(f, I, \cos\phi)$	=	Additional error due to variation of the frequency at the same load

	EU-Type Examination Certificate Number:	
	<b>0120/SGS0355</b>	
	Issue Number: 2	Dated: 2 <sup>nd</sup> October 2018

		Influence Factors for Temperature. Frequency & Voltage					
Current	PF Cos	-25°C	-10°C	5°C	30°C	40°C	55°C
I <sub>min</sub>	1.0	0.72	0.50	0.27	0.07	0.08	0.10
I <sub>tr</sub>	1.0	0.55	0.34	0.19	0.06	0.05	0.18
10I <sub>tr</sub>	1.0	0.55	0.33	0.18	0.06	0.11	0.17
I <sub>max</sub>	1.0	0.65	0.41	0.22	0.08	0.12	0.18
I <sub>tr</sub>	0.5ind	0.45	0.42	0.49	0.41	0.45	0.60
10I <sub>tr</sub>	0.5ind	0.49	0.31	0.28	0.35	0.43	0.57
I <sub>max</sub>	0.5ind	0.36	0.37	0.44	0.35	0.37	0.50
I <sub>tr</sub>	0.8cap	0.61	0.44	0.30	0.10	0.15	0.14
10I <sub>tr</sub>	0.8cap	0.58	0.40	0.27	0.18	0.33	0.50
I <sub>max</sub>	0.8cap	0.92	0.68	0.48	0.18	0.19	0.19
L1							
I <sub>tr</sub>	1.0	0.52	0.34	0.20	0.10	0.12	0.15
10I <sub>tr</sub>	1.0	0.40	0.24	0.17	0.21	0.25	0.28
I <sub>max</sub>	1.0	0.53	0.32	0.15	0.06	0.11	0.16
I <sub>tr</sub>	0.5ind	0.39	0.30	0.32	0.32	0.30	0.38
10I <sub>tr</sub>	0.5ind	0.47	0.30	0.24	0.41	0.51	0.67
I <sub>max</sub>	0.5ind	0.69	0.75	0.84	0.72	0.76	0.87
L2							
I <sub>tr</sub>	1.0	0.44	0.27	0.17	0.09	0.10	0.14
10I <sub>tr</sub>	1.0	0.46	0.27	0.14	0.05	0.09	0.13
I <sub>max</sub>	1.0	0.56	0.35	0.21	0.06	0.10	0.19
I <sub>tr</sub>	0.5ind	0.36	0.42	0.49	0.36	0.37	0.47
10I <sub>tr</sub>	0.5ind	0.41	0.28	0.29	0.38	0.51	0.69
I <sub>max</sub>	0.5ind	0.56	0.60	0.65	0.55	0.60	0.71
L3							
I <sub>tr</sub>	1.0	0.69	0.49	0.37	0.31	0.33	0.38
10I <sub>tr</sub>	1.0	0.66	0.39	0.19	0.07	0.17	0.26
I <sub>max</sub>	1.0	0.73	0.46	0.26	0.09	0.15	0.23
I <sub>tr</sub>	0.5ind	0.50	0.39	0.40	0.37	0.40	0.56
10I <sub>tr</sub>	0.5ind	0.61	0.38	0.28	0.33	0.42	0.53
I <sub>max</sub>	0.5ind	0.78	0.84	0.89	0.39	0.89	0.96

	EU-Type Examination Certificate Number:	
	<b>0120/SGS0355</b>	
	Issue Number: 2	Dated: 2 <sup>nd</sup> October 2018

## 5. Annex of Variants

Product Variant Identification Details:

### Type Designation

### Description of meter

CE6DMID52

Polyphase, 3x230/400V, 5(125)A, 50Hz, pulse output

CE6DMID56


Polyphase 3x230/400V, 5(125)A, 50Hz, RS485 Modbus communication

F41DM125

Polyphase 3x230/400V, 5(125)A, 50Hz, RS485 Modbus communication

Modifications to the meter(s) described according to approval No. **0120/SGS0355** must be notified to the issuing body to confirm the meter(s) continuing compliance to the relevant pattern approval standard(s).



	EU-Type Examination Certificate Number:	
	<b>0120/SGS0355</b>	
	Issue Number: 2	Dated: 2 <sup>nd</sup> October 2018

## 6. Document Revision History

Issue	Date	Comments
1	14/06/2018	Initial Issue
2	02/10/2018	Influence factors updated

This document is issued by the Company subject to its General Conditions for Certification Services, available on request or accessible at <http://www.sgs.com/en/Terms-and-Conditions.aspx>.

Attention is drawn to the limitation of liability, indemnification and jurisdiction issues defined therein. Any holder of this document is advised that information contained hereon reflects the Company's findings at the time of its intervention only and within the limits of Client's instructions, if any. The Company's sole responsibility is to its Client and this document does not exonerate parties to a transaction from exercising all their rights and obligations under the transaction documents. This document cannot be reproduced except in full, without prior written approval of the Company. Any unauthorized alteration, forgery or falsification of the content or appearance of this document is unlawful and offenders may be prosecuted to the fullest extent of the law.

Unless otherwise stated the results shown in this test report refer only to the sample(s) tested *and such sample(s) are retained for 28 days only*.

**END OF CERTIFICATE**