



Home Office



Operation of police powers under the Terrorism Act 2000 and subsequent legislation: Arrests, outcomes, and stop and search, Great Britain, quarterly update to September 2018

Statistical Bulletin 29/18

6 December 2018

Further information

The quarterly Operation of Police Powers under the Terrorism Act 2000 publication and other Home Office statistical releases are available from the [Statistics at Home Office](#) pages on the GOV.UK website.

The dates of forthcoming publications are pre-announced and can be found via the [GOV.UK statistical release calendar](#).

For further information about this bulletin, please write to:

Office for Security and Counter-Terrorism
Home Office
2 Marsham Street
London
SW1P 4DF

Press Office
Home Office
2 Marsham Street
London
SW1P 4DF

Home Office Responsible Statistician:

John Flatley, Programme Director Crime and Policing Statistics.

Contact via crimeandpolicestats@homeoffice.gsi.gov.uk if you have any comments, suggestions or queries about the data in this release.

This statistical bulletin is produced to the highest professional standards and is free from political interference. It has been produced by statisticians working in the Crime and Policing Analysis Unit in accordance with the Home Office's [Statement of compliance with the Code of Practice for Official Statistics](#), which covers Home Office policy on revisions and other matters. The Chief Statistician, as Head of Profession, reports to the National Statistician with respect to all professional statistical matters and oversees all Home Office Official Statistics products with respect to the Code, being responsible for their timing, content and methodology.

Contents

1	Key findings	4
2	Introduction	6
3	Arrests and outcomes.....	8
4	Court proceedings	17
5	Terrorist prisoners.....	19
6	Other police powers under the Terrorism Act 2000.....	21

1 Key findings

1.1 Arrests and outcomes

There were 317 arrests for terrorism-related activity in the year ending 30 September 2018, a decrease of 31% compared with the 462 arrests in the previous year. The fall is partly due to a relatively large number of arrests in the previous reporting year in the wake of terrorist attacks in London and Manchester. Although the number of arrests has fallen, it is still relatively high when compared with other recent years.

Of the 317 arrests for terrorism-related activity:

- 113 (36%) resulted in a charge, of which 85 were terrorism-related;
- 165 (52%) people arrested were released without charge
- 17 (5%) persons were released on bail pending further investigation
- 20 (6%) faced alternative action
- two cases were pending at the time of data provision

Of the 85 persons charged with a terrorism-related offence, 37 had been prosecuted, all of whom had been convicted. A total of 47 people were awaiting prosecution and 1 was not proceeded against.

Falls in the number of arrests were seen across all ethnic groups. The rate of reduction in the number of Asians arrested was highest of all ethnic groups. This resulted in the proportion of all arrestees who were Asian (33%) being lower than those who were White (40%).

1.2 Court proceedings

Court proceedings in the year ending 30 September 2018 will include a number of persons arrested and charged in a previous year. A total of 91 persons were tried following charges brought by the Crown Prosecution Service Counter Terrorism Division (CPS CTD) for terrorism-related offences. This was a rise of 12 (or 15%) on the 79 persons tried in the previous year. Of the 91 persons proceeded against, 81 were convicted. In one case the trial was not concluded due to the death of the defendant and, in the remaining 9 cases, the defendant was found not guilty.

1.3 Terrorist prisoners

As at 30 September 2018, there were 224 persons in custody in Great Britain for terrorism-related offences, an increase of 5% on the 213 persons in the previous year. This continues the upward trend seen in the last few years and was the highest number since the data collection began in 2009.

Of those in custody, the majority (80%) were categorised as holding Islamist-extremist views, a further 13% as holding far right-wing ideologies and 7% other ideologies.

Of those in custody:

- 186 (83%) had been convicted
- 38 (17%) were being held on remand (held in custody until a later date when a trial or a sentencing hearing will take place)

1.4 Use of other police powers

In the year ending 30 September 2018:

- the Metropolitan Police Service (MPS) carried out 606 stop and searches under section 43 of the Terrorism Act (TACT) 2000, a fall of 17% when compared with the previous year
- there were 49 resultant arrests giving an arrest rate of 8%, the same as the previous year
- there were 16,919 physical examinations of suspects under Schedule 7 of TACT 2000 in Great Britain, a decrease of 25% from the previous year (12,752), continuing the downward trend seen in recent years

2 Introduction

2.1 Time period covered and data sources

This release covers the use of police powers under terrorism and subsequent legislation in Great Britain on a quarterly basis up to the year ending 30 September 2018. It also covers arrests for terrorist related activity under other legislation (such as PACE).

The statistics in this release draw on a range of data sources. The **Arrests and outcomes** section uses data provided by the National Counter Terrorism Police Operations Centre (NCTPOC) and includes statistics for **Great Britain** on:

- arrests for terrorist-related activity and outcomes (such as charges and convictions) following arrests
- the legislation used to bring charges and convictions
- gender, age, ethnicity and nationality of those arrested, charged and convicted
- the type of terrorism involvement of those arrested, charged and convicted (such as whether the individual had links to international, domestic, or Northern Ireland-related terrorism)

The **Court proceedings** section uses data from the Crown Prosecution Service (CPS) and includes statistics for **England and Wales** only on the:

- number of persons proceeded against by CPS for terrorism-related offences
- legislation under which persons have been prosecuted and convicted
- sentence length of those convicted for terrorism-related offences

The **Terrorist prisoners** section uses data from Her Majesty's Prison and Probation Service (HMPPS) and the Scottish Prison Service (SPS), and includes statistics for **Great Britain** on the:

- number and ideology of persons in custody for terrorism-related offences
- ethnicity, nationality and religion of those in custody
- number of persons released from custody by sentence length

Statistical bulletins released before June 2018 published figures on both terrorist prisoners and domestic extremist/separatist prisoners. However, following feedback from data providers at HMPPS, it was decided that prisoners categorised as 'domestic extremist/separatist' prisoners would be counted within the 'TACT/TACT-related' cohort, where the threshold for this is met (for offences which the court has determined have a terrorist connection). This was to remove the previous subjectivity around the categorisation of domestic extremist prisoners. Furthermore, this section now also includes the 'ideology' held by terrorist prisoners.

The **Other police powers under the Terrorism Act 2000** section uses data provided by MPS and the National Counter Terrorism Policing Headquarters (NCTPHQ), and includes statistics on the:

- number of stops and searches carried out by MPS under s.43 of TACT 2000
- number of stops and searches carried out by police under s.47a of TACT 2000
- number of examinations and subsequent detentions made in Great Britain under Schedule 7 to TACT 2000

- data on goods examinations, strip searches and on refusals of requests to postpone questioning (usually to enable an individual to consult a solicitor) under Schedule 7 to TACT 2000

The [user guide](#) provides further details on this release, including the strengths and limitations of the datasets, and the quality assurance processes involved in the production of this release. It also includes a summary of the criminal justice process, a glossary of terms used, and detail about the legislation and categories mentioned in this release.

A flow chart summarising the **Arrests and outcomes** section of this release can be found in [Annex A](#).

2.2 Future releases

The information published in the quarterly 'Operation of police powers under the Terrorism Act 2000' statistics is kept under review, taking into account the needs of users, and burdens on suppliers and producers, in line with the Code of Practice for Statistics. If you have any comments, suggestions or enquiries, please contact the team via email using: crimeandpoliceStats@homeoffice.gsi.gov.uk.

2.3 Revisions

Prior to the June 2018 release of "[Operation of police powers under the Terrorism Act 2000, financial year ending March 2018](#)", data in this series covered statistics on arrests where the offence was considered to be related to terrorist activity. In response to feedback from stakeholders, Home Office statisticians widened the scope of the data collection to include all arrests with a terrorist element, whether the offence was terrorism related or not. This better reflects policing activity in recent years. Data in this release now contain information on all arrests related to terrorism activity, including a complete back series.

2.4 National Statistics status

This publication has been assessed by the United Kingdom Statistics Authority and its National Statistics designation was confirmed in May 2016. This means that these statistics meet the highest standards of trustworthiness, impartiality, quality and public value, and are fully compliant with the Code of Practice for Statistics. As part of the assessment process, the Home Office reviewed and improved the [user guide](#) that accompanies this release. This now contains more details about the strengths and limitations of the various datasets within the publication, as well as the steps taken to engage with users. Further details on the assessment process can be found on the [UK Statistics Authority website](#).

3 Arrests and outcomes

3.1 Introduction

This section presents statistics on the number of persons arrested by the police in Great Britain where there was suspicion of involvement in terrorist-related activity, either at the time of arrest or at a subsequent point in the investigation. In some cases, evidence may emerge after an arrest for a terrorism-related offence that suggests a suspect does not have links to terrorist activity but has committed a non-terrorism-related offence. These cases are included in the data as non-terrorism-related charges and/or convictions.

Prior to the June 2018 publication (covering the period to 31 March 2018), data in this release had covered statistics on arrests where the offence was considered to be related to terrorism. In response to feedback from stakeholders, Home Office statisticians widened the scope of the data collection to include all arrests with a terrorist element whether the offence was terrorism related or not. This better reflects policing activity in recent years. Data in this release now contain information on all arrests related to terrorism activity, including a full back series.

Outcomes following arrests for terrorist-related activity are also included in the statistics, which show the number of arrests that led to a charge or prosecution as well as other outcomes. Demographic information about those arrested, charged and convicted is also provided in this section. All data in this section are based on the date of arrest. This allows users to see the outcomes of all the arrests in a specific period (such as how many led to a charge and conviction).

As cases progress over time, figures published in this release are likely to be revised. This is particularly relevant for more recent time periods where a larger number of cases will be incomplete ('released on bail' or 'awaiting prosecution'). The effect on the arrests total will be minimal but the number of charges and convictions currently reported will increase in future releases especially for cases from the more recent quarters where a greater number of cases have not yet reached the point of charge or conviction.

Data are provided to the Home Office by the National Counter Terrorism Police Operations Centre (NCTPOC) and are taken from a live database. This section includes annual breakdowns of the data from the 11 September 2001 (when the data collection began) to year ending September 2018, as well as quarterly trends over the most recent 9 quarters. The data were based on the latest position of each case as at the time of provision to the Home Office (on 25 October 2018).

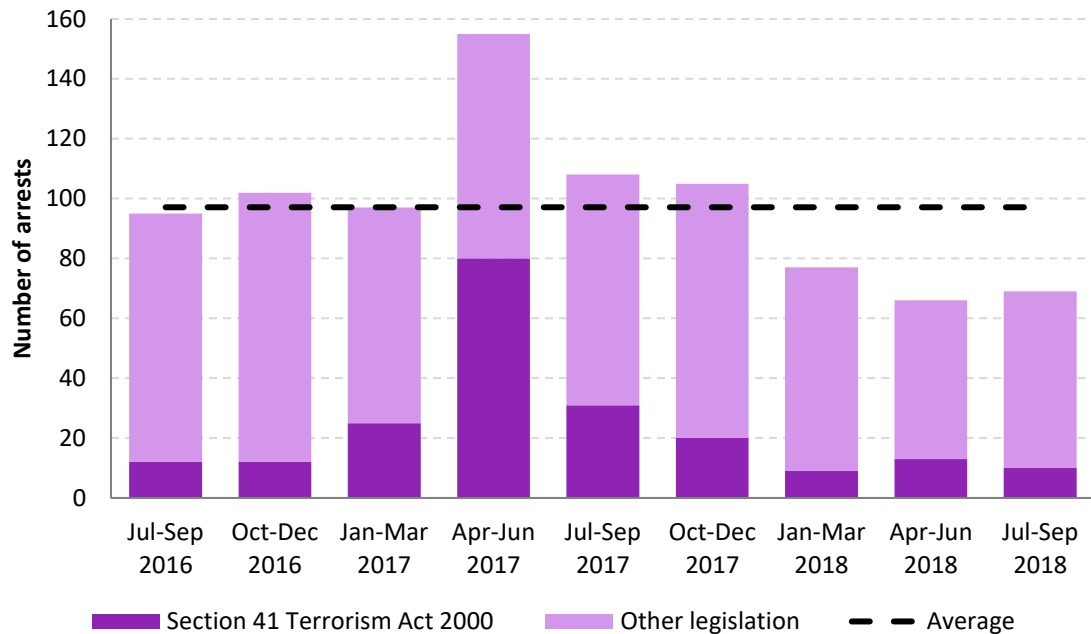
A flow chart summarising this section is included in [Annex A](#). This follows individuals from the point of arrest through to charge (or other outcome) and prosecution. Data tables A.01 to A.13 include data on arrests and outcomes. [Annual tables](#), which breakdown the data by rolling years to September, are also provided alongside this release.

3.2 Arrests

In the year ending 30 September 2018, there were 317 arrests for terrorist-related activity in Great Britain, a fall of 31% compared with the 462 arrests in the previous year (Figures 3.1 and 3.2). The fall was partly due to a relatively large number of arrests (57 in combination¹) being made following terrorist attacks in London and Manchester in the previous reporting year. As a result, there were a particularly large number of arrests in the April to June 2017 quarter (Figure 3.1) which resulted in the year ending September 2017 having the highest number of arrests in a year since the data collection began in September 2001 (Figure 3.2).

¹ 12 arrests made in connection with the attack on Westminster Bridge and Westminster Palace (22 March 2017), 23 arrests made in connection with the attack on Manchester Arena (22 May 2017), 21 arrests made in connection with London Bridge attack (3 September 2017) and 1 arrest made in connection with the Finsbury Park Mosque attack (19 September 2017)

Figure 3.1: Arrests for terrorist-related activity, by legislation, 9 quarters to 30 September 2018, Great Britain^{1,2}



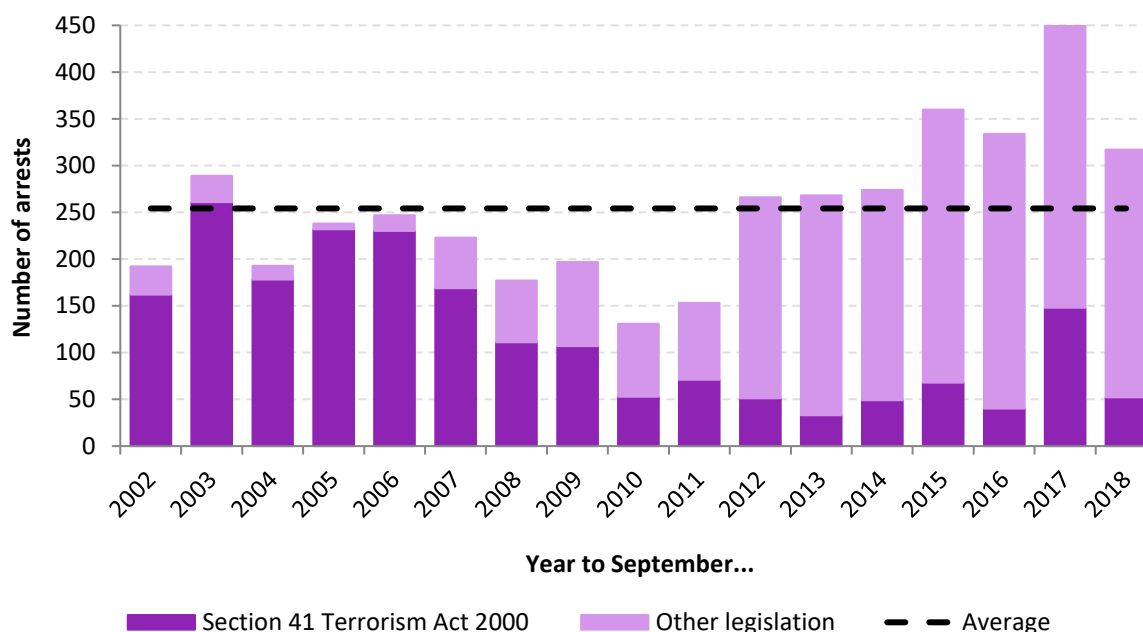
Source: NCTPOC (see [data table A.01](#))

Notes:

1. 'Other legislation' includes arrests under non-terrorism legislation, such as the Police and Criminal Evidence Act 1984.
2. Includes arrests that are considered by the NCTPOC to be terrorism-related, either at the time of arrest or at a subsequent point in the investigation.

The 317 arrests made in the latest year is still relatively high when compared with other earlier years. In each of the past seven years the number of arrests have been above the annual average of 254 arrests over the while time series. The rises since 2011 follows a generally downward trend between 2006 and 2010 (Figure 3.2).

Figure 3.2: Arrests for terrorist-related activity, by legislation, years ending 30 September 2002 to 30 September 2018, Great Britain^{1,2,3}



Source: NCTPOC (see [data table A.01](#))

Notes:

1. Figures for the year ending 31 March 2002 include data from 11 September 2001 onwards.
2. 'Other legislation' includes arrests under non-terrorism legislation, such as the Police and Criminal Evidence Act 1984.
3. Includes arrests that are considered by the NCTPOC to be terrorism-related, either at the time of arrest or at a subsequent point in the investigation.

3.3 Pre-charge detention under section 41 of the Terrorism Act 2000

Once a suspect has been arrested by the police, they may be held for a specified period of time before being charged, giving the police time to investigate and gather evidence related to potential terrorism offences. The current maximum period of detention under s.41 of TACT 2000 is 14 days (which reduced from the previous limit of 28 days on 25 January 2011). This compares with a maximum of 4 days under standard arrest powers. Further details of the legislation can be found in the [user guide](#).

There were 52 detentions under s.41 of TACT 2000 in the year ending 30 September 2018, a fall of 96 compared with the 148 detentions in the previous year. However, this follows an increase of 108 in the previous year partly due to the number of arrests following the terror attacks in London and Manchester. Of the 52 detentions in the latest year, 28 led to a charge (54%).

Further details on the length and outcomes of detentions under s.41 of TACT 2000 can be found in [data table A.02](#).

3.4 Charges

In line with the convention for criminal justice statistics, when a person is charged or prosecuted for multiple offences at the same time, only the most serious offence is counted – usually the one that carries the highest penalty. This “principle offence rule” means the statistics provide a count of individuals charged rather than the total number of charges. More detailed information on the principal

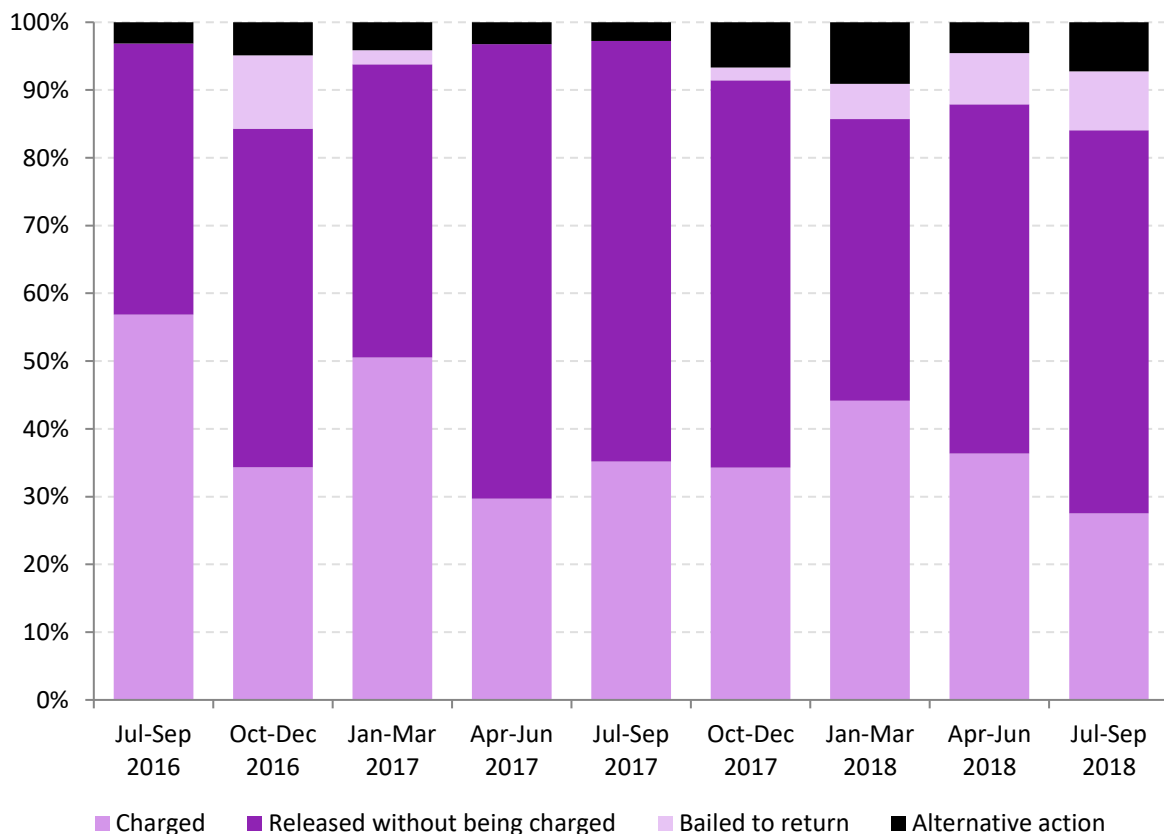
offence rule can be found in the accompanying [user guide](#). Further details of the legislation under which persons have been charged following an arrest for a terrorism-related activity can be found in [data tables A.05a-c](#).

Of the 317 arrests for terrorist-related activity in the year ending 30 September 2018:

- 113 (36%) resulted in a charge, of which 85 were charged with terrorism-related offences
- 165 people arrested (52%) were released without charge
- 17 (5%) persons were released on bail pending further investigation
- 20 (6%) faced alternative action, for example receiving a caution, being recalled to prison or being transferred to immigration authorities
- two cases were pending at the time of data provision

Given the number of cases still to be resolved in the latest year, the current charge rate shown in the more recent years/quarters is likely to be lower than final figures which will be published in subsequent releases. Until all cases in a given period are resolved, caution should be taken when comparing charge rates over time.

Figure 3.3: Charging outcomes following an arrest for terrorist-related activity, 9 quarters to 30 September 2018, Great Britain^{1,2}

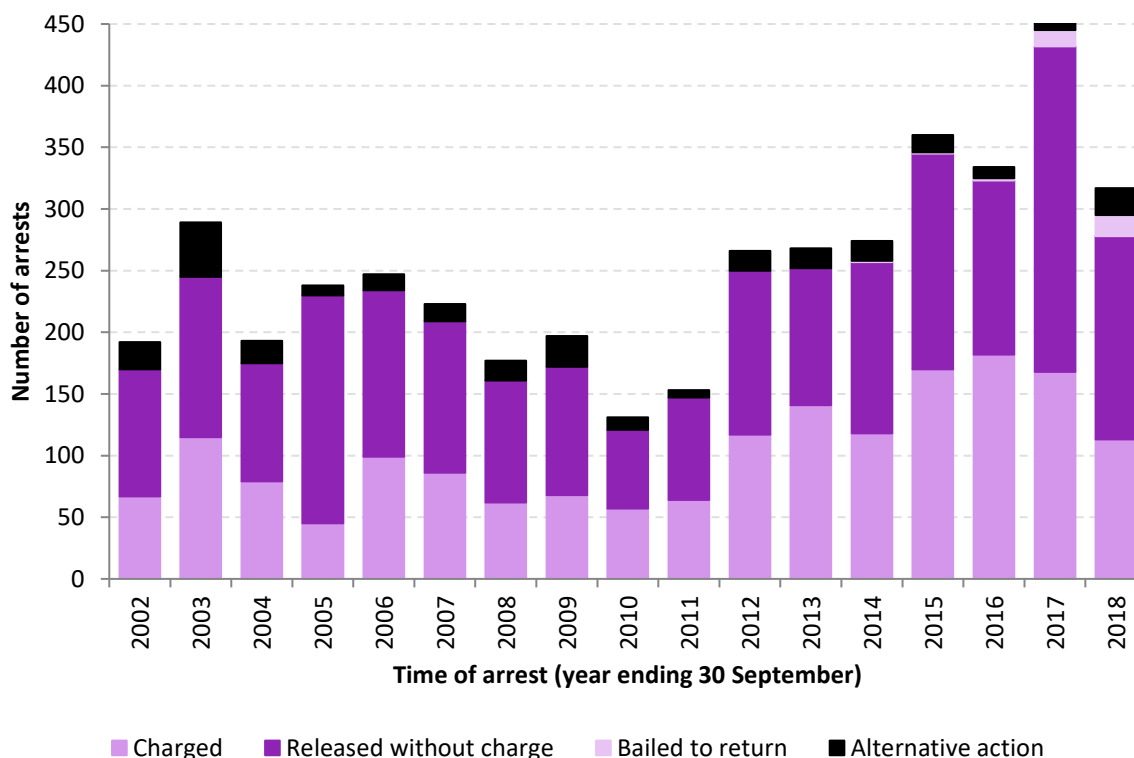


Source: NCTPOC (see [data table A.03](#))

Notes:

1. 'Alternative action' includes cautions for non-TACT 2000 offences, detentions under the Mental Health Act, recall to prison etc. It also includes any cases that are pending.
2. 'Bailed to return' includes those released on bail pending further investigation, and those who have absconded from bail.

Figure 3.4: Charging outcomes following an arrest for terrorist-related activity, year ending September 2002 to September 2018, Great Britain^{1,2}



Source: NCTPOC (see [data table A.03](#)).

Notes:

1. 'Alternative action' includes cautions for non-TACT offences, detentions under the Mental Health Act, recall to prison, and transfers to immigration authorities.
2. 'Bailed to return' includes those released on bail pending further investigations, and those who have absconded from bail.

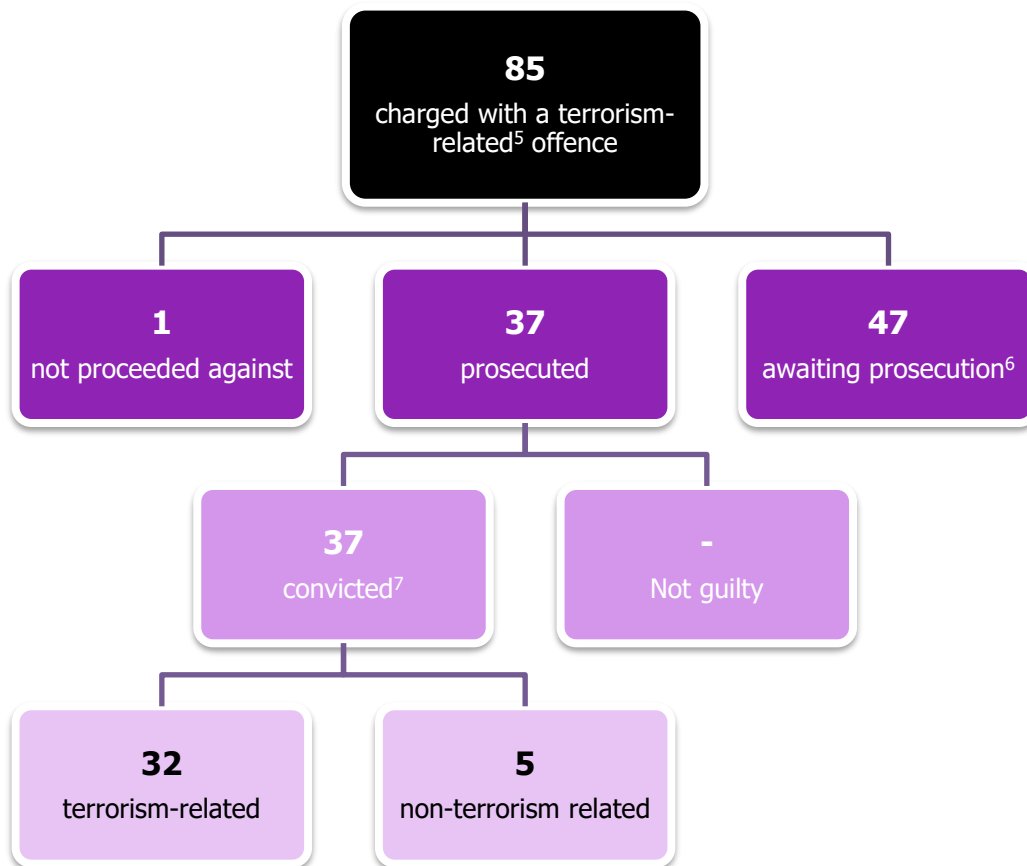
3.5 Prosecutions

As with charges, statistics on prosecutions are also based on the principle offence rule. Where an individual is prosecuted for more than one offence at a time, they are classified in terms of a single offence – usually the most serious.

Figure 3.5 shows the outcomes following a charge for a terrorism-related offence.

Further details of the specific legislation under which persons have been convicted following a charge for a terrorism-related offence can be found in [data tables A.08a-c](#).

Figure 3.5: Outcomes following a charge for a terrorism-related offence, year ending 30 September 2018^{1,2,3,4}, Great Britain



Source: NCTPOC (see [data table A.06c](#))

Notes:

1. Based on the time of arrest.
2. A more detailed flow chart can be found in [Annex A](#).
3. Data presented are based on the latest position with each case as at the date of data provision from NCTPOC (25 October 2018).
4. The chart does not include outcomes following non-terrorism-related charges.
5. Terrorism-related charges and convictions include some charges and convictions under non-terrorism legislation, where the offence is considered to be terrorism-related.
6. Cases that are 'awaiting prosecution' are not yet complete. As time passes, these cases will eventually lead to a prosecution, 'other' outcome, or it may be decided that the individual will not be proceeded against.
7. Excludes convictions that were later quashed on appeal.

3.6 Demographics of persons arrested

This section provides more detail on the demographic and other characteristics of persons arrested. It includes data on:

- sex
- age
- ethnic appearance
- nationality
- category of terrorist (for example international terrorism, domestic terrorism or Northern Ireland-related terrorism)

Sex

As in previous years, and similar to other types of crime, the vast majority of those arrested for terrorism-related activity were males. However, 37 of the 317 arrests were females (12%) a fall of 24 on the previous year's total of 61 females arrested. This was the lowest number of females arrested since the year ending September 2014. Despite the fall, the total of females arrested was above the annual average (23) since the data collection began. The proportion of females arrested was above the series average (9%) in each of the past four years.

Age

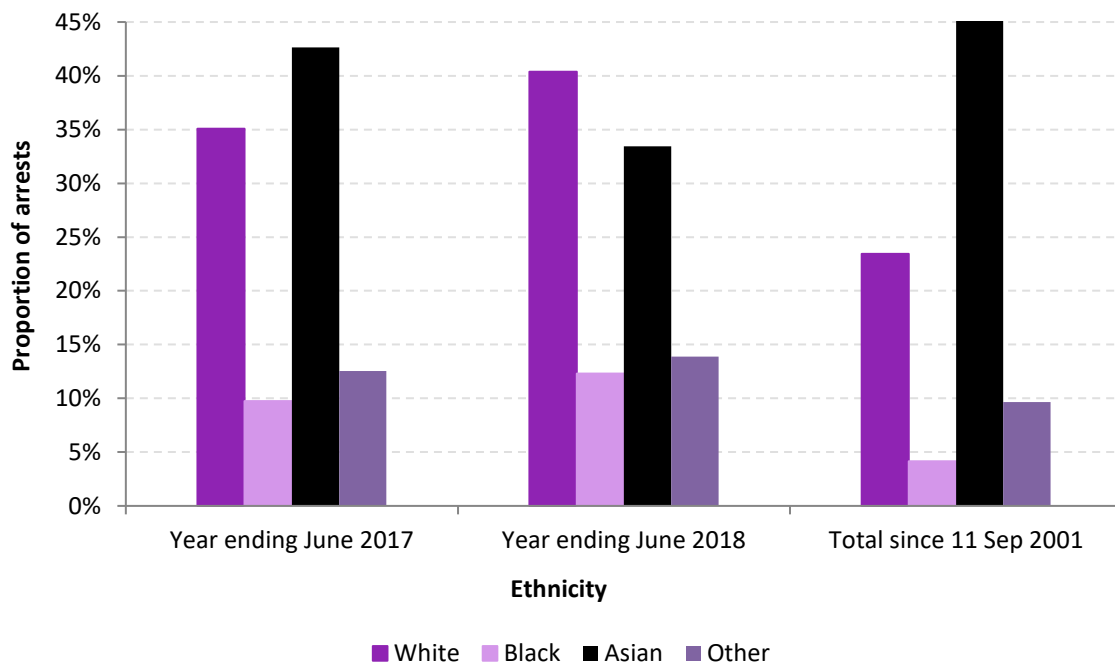
There were falls in the number of arrests across all age-groups compared with the previous year, except for those in the 'under-18' age-group, which showed a slight increase of three, to 22 arrests. This was the highest proportion of under 18s arrested since the data collection began in 2001, up three percentage points on the previous year. However, as in previous years, the '30 and over' age-group accounted for the most arrests (48%).

Ethnic appearance as recorded by the arresting officer

There were falls in the number of arrests across all ethnic groups. The largest decrease was seen for those of Asian ethnic appearance, which decreased by 46% when compared with the previous year (from 197 arrests to 106 arrests). Whilst there was also a 21% decrease in the number of arrests of White people (from 162 arrests to 128); this was the second highest number of arrests of White people in a year since the data collection began in 2001.

Arrests of persons of White ethnic appearance accounted for 40% of arrests, an increase of five percentage points on the previous year. In contrast, those of Asian ethnic appearance accounted for 33% of terrorist related arrests down nine percentage points on the previous year. As a result, the proportion of White people arrested exceeded the proportion of Asian people arrested. The proportion of other ethnic groups arrested increased including those of Black ethnic appearance by three percentage points to account for 12% of all arrests. Those of 'Other' ethnic appearance accounted for 14% of arrests, up one percentage point on the previous year.

Figure 3.5: Proportion of persons arrested for terrorist-related activity by ethnic appearance^{1,2}, year ending 30 September 2018 and 30 September 2017, compared with total proportions since 11 September 2001



Source: NCTPOC (see [data table A.11](#))

Notes:

1. As recorded by the police at time of arrest.
2. Excludes those whose ethnicity is not known.

Nationality

Of those arrested in the latest year, 72% considered themselves to be of British or British dual nationality, up 4 percentage points on the previous year. Since 11 September 2001 (when the data collection began), 60% of those arrested considered themselves to be of British or British dual nationality.

Table 3.1: Number of persons arrested for terrorist-related activity, since 11 September 2001, by self-defined nationality^{1,2}

<i>Numbers & percentages</i>	Great Britain	
<u>Self-defined nationality</u>	Total since Sep 11 2001	Proportion of all arrests (%)
Great Britain ³	2,594	60
Algeria	186	4
Pakistan	166	4
Iraq	163	4
Afghanistan	89	2
Iran	86	2
Somalia	79	2
Turkey	76	2
India	60	1
Ireland	45	1

Source: NCTPOC (see [data table A.11](#))

Notes:

1. The nationalities presented here are those declared by persons at the time of arrest and may differ from their country of origin.
2. Only the first 10 countries, by number of persons arrested for terrorist-related activity, are included in the table.
3. Figures for Great Britain include those with 'British dual' nationality.

4 Court proceedings

4.1 Introduction

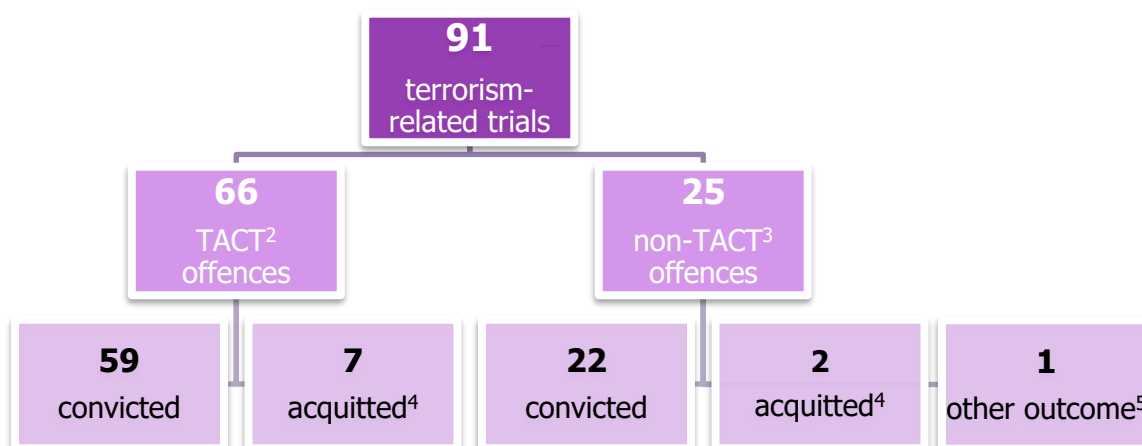
This section presents statistics on prosecutions for terrorism-related offences in England and Wales. It provides data on the number of persons prosecuted and convicted, including information on the legislation against which they were prosecuted. It also provides information on the length and type of sentence that each convicted person received. Data in this section are based on the trial completion date and are not directly comparable to the prosecutions data in section 3, Arrests and outcomes, which is based on the date of arrest.

Data are provided to the Home Office by the Crown Prosecution Service Counter Terrorism Division (CPS CTD). The data cover terrorism-related court cases that were completed in the 9 years from the year ending September 2010 up to the year ending September 2018.

4.2 Court proceedings

The number of persons tried following prosecution by the CPS CTD for terrorism-related offences has been increasing, with it rising in each of the last four years. In the year ending 30 September 2018, 91 persons were tried for terrorism-related offences, an increase of 12 (15%) from the 79 persons in the previous year. Figure 4.1 shows the outcomes for the 91 persons proceeded against. This latest year saw the highest number of persons tried, and highest number of convictions, in a single year since the data collection began in 2009.

Figure 4.1: Outcome of terrorism-related trials under TACT and non-TACT legislation, year ending 30 September 2018, England and Wales¹



Source: CPS CTD (see [data tables C.01-C.03](#))

Notes:

1. Based on the principle offence for which the defendant was prosecuted against.
2. TACT offences include offences specifically under terrorism legislation.
3. Non-TACT offences include offences under other legislation.
4. Can include trials ending in a hung jury, or where the prosecution offered no evidence.
5. One trial not concluded due to the death of the defendant during the trial.

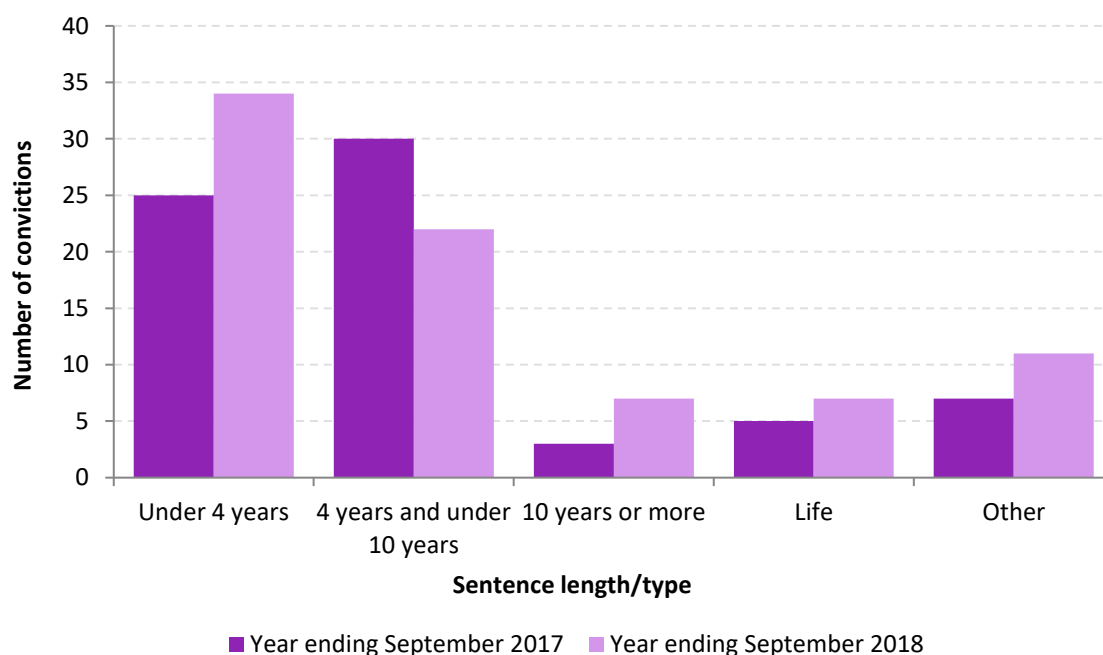
4.3 Sentencing

There was an increase in the average length of sentences given to those convicted compared with the previous year (Figure 4.2). The most common sentence length in the latest year was under 4 years, accounting for 42% of sentences (34 of 81 convictions), an increase of 6 percentage points on the previous year. Those receiving sentence lengths of between 4 and 10 years (22) accounted for 27% of sentences, a fall of 16 percentage points compared with the previous year. The number of individuals receiving life sentences increased compared with the previous year, from 5 to 7.

Those given a life sentence accounted for 9% of all those sentenced in the latest year, up from 7% in the previous year. The number of sentences of 10 years or more also increased, from 3 to 7 compared with last year. The number of non-custodial sentences increased by 5, up to 11 in the latest year.

Of the 81 persons convicted of terrorism-related offences, 45 (56%) pleaded guilty and 36 (44%) entered a not-guilty plea. This was a similar proportion to the previous year, in which 37 of the 70 persons convicted (53%) entered a guilty plea.

Figure 4.2: Sentence length for persons convicted for terrorism-related offences, year ending 30 September 2018 compared with the previous year, England and Wales^{1,2}



Source: CPS CTD (see [data table C.04](#))

Notes:

1. Based on the trial completion date.
2. The 'Other' category includes hospital orders and non-custodial sentences

5 Terrorist prisoners

5.1 Introduction

Statistics presented in this section give information on the number of persons in custody for terrorism-related offences in Great Britain. It includes breakdowns of their ethnicity, nationality, ideology and religion.

Prior to June 2018, the Home Office published figures on both terrorist prisoners and domestic extremist/separatist prisoners. However, following feedback from data providers at Her Majesty's Prison and Probation Service (HMPPS), it was decided that prisoners categorised as 'domestic extremist/separatist' prisoners would be counted within the 'TACT/TACT-related' cohort, where the threshold for this is met, i.e. for offences which the court has determined have a terrorist connection. This was to remove the previous subjectivity around the categorisation of domestic extremist prisoners. Furthermore, this section now also includes information on the 'ideology' of prisoners.

Data on the number of terrorist prisoners released from custody are also presented in this section.

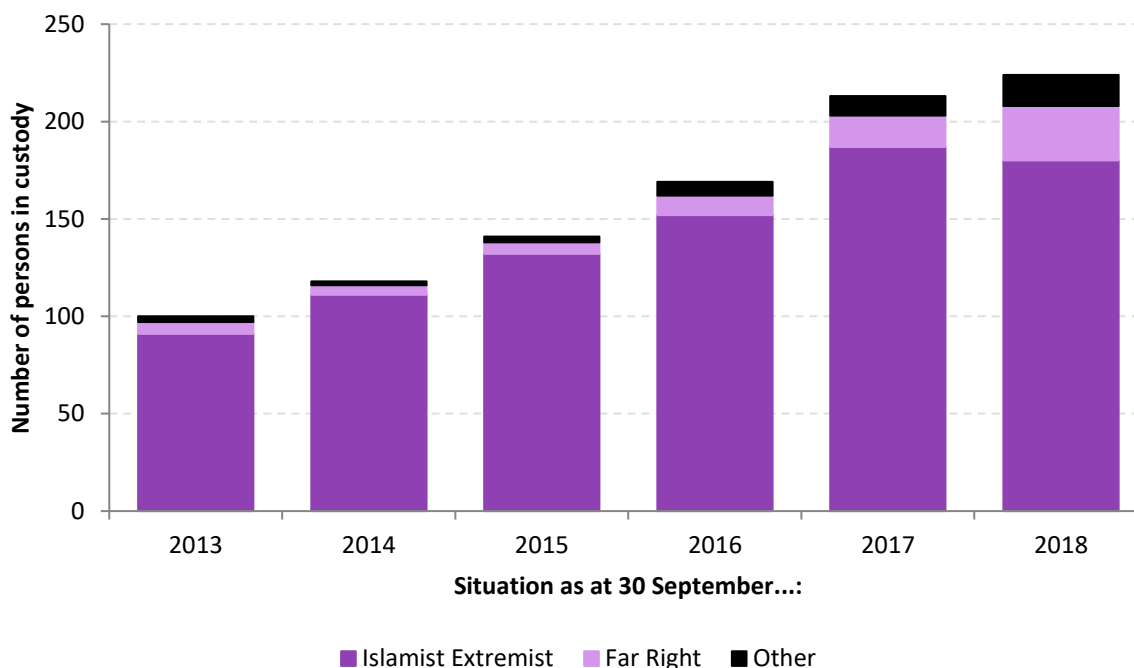
Data were provided to the Home Office by HMPPS and the Scottish Prison Service (SPS) giving information about the prison population for the 9 years from 1 April 2009 to 30 September 2018, and also at the end of the 9 quarters to 30 September 2018. Data on the number of prisoners released were also provided and cover the 5 years ending 30 June, from 2014 to 2018, as well as the 8 quarters to 30 June 2018. Prisoner release figures as at 30 September 2018 are not yet available as these will form a subset of the prison releases statistics which will be published by the Ministry of Justice in their [Offender management statistics quarterly](#) release in January 2019.

5.2 Persons in custody

As at 30 September 2018, there were 224 persons in custody in Great Britain, a 5% increase (up by 11, from 213) since the previous year. This was the highest number in custody for terrorism-related offences since the data collection began in April 2009.

Of those in custody, the vast majority (80%) were categorised as holding Islamist-extremist views. A further 13% were categorised as holding far right-wing ideologies with the remaining prisoners holding beliefs related to other ideologies (which includes Northern-Ireland related groups, such as the Ulster Volunteer Force, and those individuals whose ideology is not clear). There have been steady increases in recent years in the number of terrorist prisoners across all the types of ideologies covered. However, the number of Islamist-extremist prisoners held in custody in the latest year saw a slight decrease of 4%, to 180. The proportion of prisoners holding far-right ideologies has increased steadily over the past 3 years, with the number up from 16 to 28 in the latest year.

Figure 5.1: Number of persons in custody for terrorism-related offences, by ideology, years ending 30 September 2013 to 30 September 2018, Great Britain^{1,2,3,4}



Source: HMPPS and SPS (see [data table P.01](#))

Notes:

1. [HM Government's Prevent Strategy 2011](#) defines an ideology as a set of beliefs. An ideologue is a proponent as well as an adherent of an ideology.
2. 'Islamist extremist' refers to prisoners from Islamic proscribed groups who advocate, justify or glorify acts of violence (especially against civilians) or other illegal conduct to achieve fundamental changes to society.
3. 'Far right' refers to individuals from politically far right-wing proscribed groups such as National Action which became the first extreme right-wing group to be proscribed as a terrorist organisation in December 2016.
4. 'Other' refers to individuals from proscribed groups not categorised as 'Islamist extremist' or 'far right-wing'.

Of the 224 persons in custody, 186 had been convicted (83%). The remaining 17% were being held on remand (held in custody until a later date when a trial or sentencing hearing will take place).

5.3 Persons released from custody

A total of 53 prisoners held for terrorism-related offences were released from custody in Great Britain in the latest year for which figures are available (year ending 30 June 2018)². Of these, 46 (87%) were persons released from custody after serving sentences, many of whom will have been subject to meeting certain licence conditions.

Of the 53 released from custody, 19 had sentences of less than 4 years, and 27 had sentences of 4 years or more. A further 7 had not been sentenced.

For more details on releases from custody, see the [user guide](#).

² Figures as at 30 September 2018 are not yet available from HMPPS as these will be published by MoJ in January 2019.

6 Other police powers under the Terrorism Act 2000

6.1 Introduction

This section presents statistics on the use of stop and search powers available to the police under the Terrorism Act 2000 (TACT 2000). It includes data on the number of stop and searches, and resultant arrests, carried out under s.43 of TACT 2000 (by the MPS only) and s.47A of TACT 2000 (by all police forces). It also contains data on the use of powers under Schedule 7 to TACT 2000 in Great Britain. This includes the number of examinations, resultant detentions, strip-searches, the number of times postponement of questioning (usually to enable an individual to consult a solicitor) was refused, and the number of sea and air freight examinations.

Data on s.47a stop and search are provided to the Home Office by police forces, and data on s.43 stop and search are currently provided by MPS only. S.43 stop and search figures for other forces are not yet available as these will form a subset of the stop and search statistics which will be published by the Home Office in the [Police powers and procedures](#) release in October 2019. Data on Schedule 7 are provided to the Home Office by the National Counter Terrorism Policing Headquarters (NCTPHQ). This section includes annual breakdowns for the last 7 years (when the data collection began) up to the year ending September 2018.

Following the Parsons Green attack, on 15 September 2017, the police used the power of stop and search under s.47a of TACT 2000 (previously s.44) for the first time. This power allows the police to exercise stop and searches when there is reasonable suspicion an act of terrorism will take place, and only when such powers are considered necessary to prevent such an act taking place. This was the first time they have been used in Great Britain since the legislation was formally amended in 2011. Following the attack on Parsons Green, 4 forces authorised the use of these powers: British Transport Police, City of London Police, North Yorkshire Police and West Yorkshire Police. There was a total of 128 stops (126 of which were conducted by BTP) resulting in 4 arrests (all BTP).

Further details on the use of s.47a can be found in the [code of practice](#) for the exercise of stop and search powers.

6.2 Stop and search under section 43 of the Terrorism Act 2000

Section 43 of TACT 2000 allows a constable to stop and search a person whom he/she reasonably suspects to be involved in terrorist activity. As many forces are unable to separate s.43 TACT stops and searches from other stops and searches, this section includes data from MPS only and excludes 'vehicle only' stops and searches.

In the year ending 30 September 2018, 606 persons were stopped and searched by MPS under s.43 of TACT 2000. This is a fall of 17% when compared with the previous year's total of 726. This decline follows three consecutive annual increases between the years ending September 2014 and September 2017. This previous upward trend followed a dramatic reduction in the use of s.43 stops between 2011 (when the data collection began) and 2014, during which time numbers fell 70%, to 360 stops (Figure 6.1).

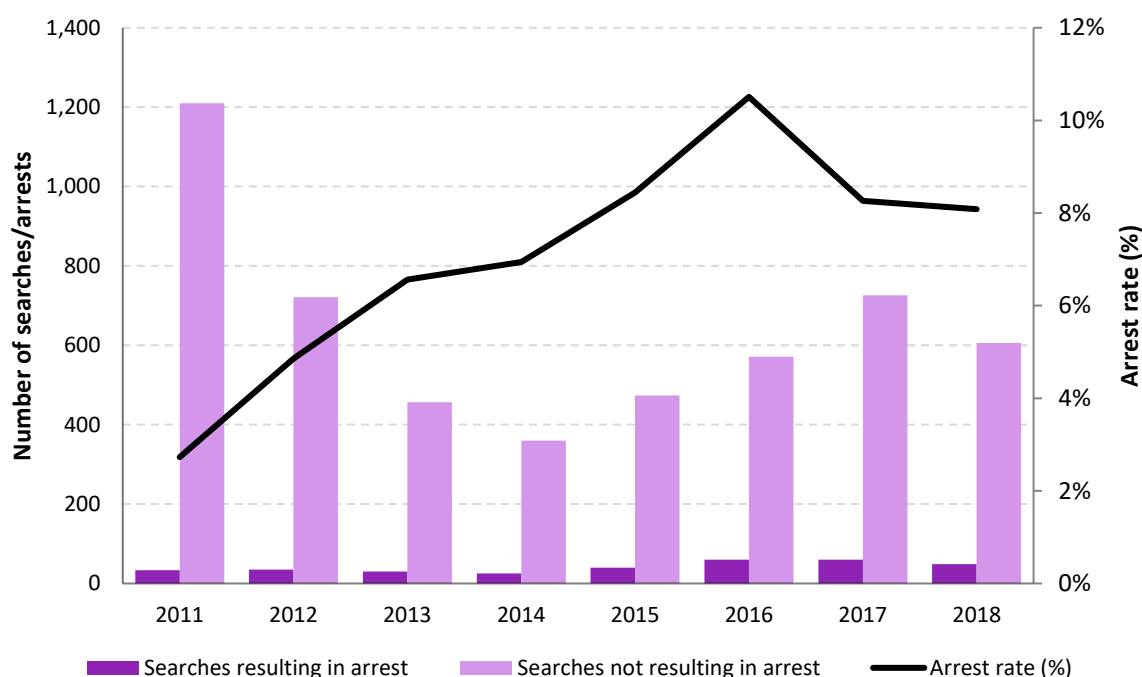
In the latest year there were 49 arrests resulting from a section 43 stop and search, down 11 on the previous year's total of 60. The arrest rate remained similar to the previous year, with 8% of stops resulting in arrest.

Details on the overall use of stop and search in England and Wales up to the year ending 31 March 2018 can be found in the Home Office [Police powers and procedures, England and Wales](#) statistical release. MPS also publishes [monthly reports](#) on the wider use of stop and search within its force.

There were increases in the number of stops in the latest year compared with the previous year seen amongst those who identified as 'Chinese or Other' (up from 52 to 77). Other ethnic groups saw declines including amongst those who identified as:

- 'White' (down from 219 to 160)
- 'Asian or Asian British' (down from 200 to 153)
- 'Black or Black British' (down from 102 to 96)
- 'Mixed' (down from 31 to 25)

Figure 6.1: Stop and searches¹ under s.43 of TACT 2000, MPS



Source: MPS (see [data table S.01](#))

Notes:

1. Excludes 'vehicle only' searches.

6.3 Schedule 7 to TACT 2000

Under Schedule 7 to TACT 2000, an examining office has a number of powers, the uses of which are covered in this section. These include:

- examinations of persons and resultant detentions
- strip-searches
- refusals to postpone questioning (usually to enable an individual to consult a solicitor)

- goods examinations

Examinations and resultant detentions

An examining officer may stop and question individuals entering and leaving the country through ports, airports, international rail stations and the border area. When necessary they may also detain and search individuals. The aim is to determine whether or not that person is or has been concerned with the commission, preparation or instigation of acts of terrorism.

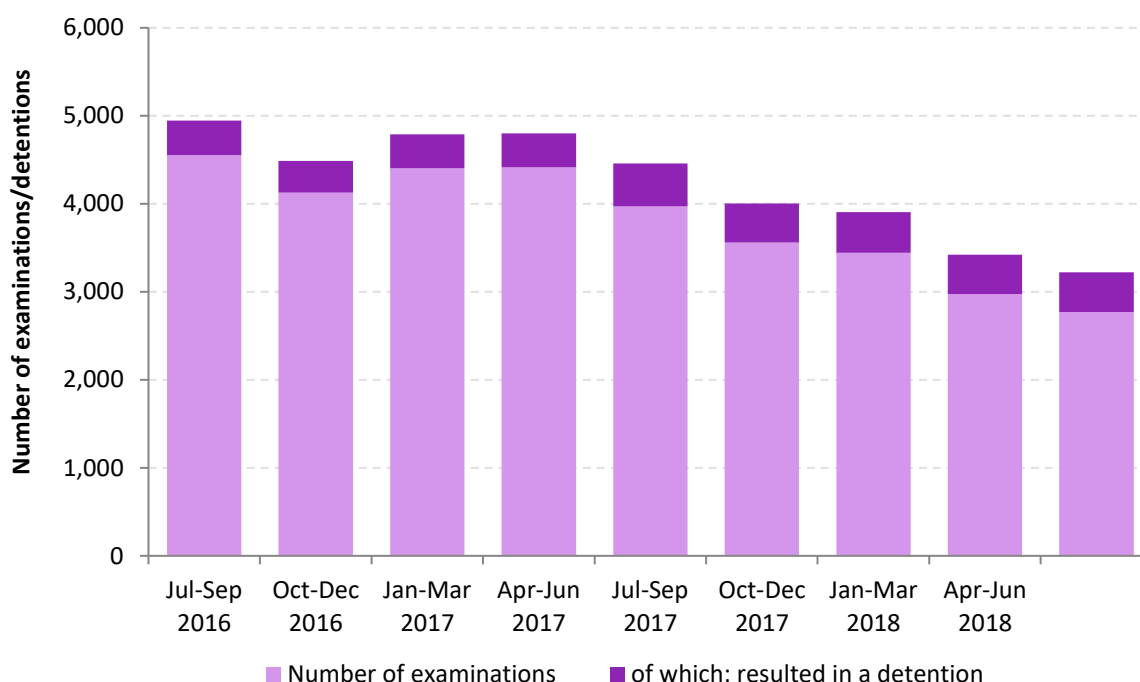
In the year ending 30 September 2018, a total of 12,752 persons were subject to the use of this power in Great Britain. This represents a fall of 25% compared with the previous year (when there were 16,919 examinations), and a fall of 79% since the data were first collected in the year ending 30 September 2012 (when 61,711 persons were examined under Schedule 7). Since the data collection began there have been average annual falls of 23%. There has been increased public scrutiny of this power in recent years, which may have driven a more targeted approach in its use. This is reflected in the increased rate of detention (see Figure 6.2 below).

Of the 10,601 persons (excluding the 2,151 whose ethnicity was not stated; 17% of the total):

- 30% identified as 'White'
- 29% identified as 'Asian or Asian British'
- 25% identified as 'Chinese or other'
- 9% identified as 'Black or Black British'
- 7% identified as 'Mixed'

The number of detentions following examination increased by 12% from 1,615 in the previous year to 1,803 in the latest year. The Anti-Social Behaviour, Crime and Policing Act 2014, which came into effect in October 2014, amended the powers under Schedule 7 to TACT 2000 to ensure that a mandatory detention takes place where an examination lasts for longer than 1 hour. The rate of detention following an examination in the latest year was 14%, up from 10% in the previous year. This continues the upward trend in the rate of detention following examinations in recent years.

Figure 6.2: Number of Schedule 7 to TACT 2000 examinations¹ and resultant detentions, 9 quarters to 30 September 2018, Great Britain



Source: NCTPHQ (see [data table S.04](#))

Notes:

1. Excludes examinations of unaccompanied freight.

6.4 Other powers under Schedule 7 to TACT 2000

The following section includes information on a number of additional powers under Schedule 7 to TACT 2000. This includes:

- strip-searches
- postponement of questioning refusals
- goods examinations (sea and air freight)

Data on these powers have been collected by the Home Office since April 2015. Details on each of these powers can be found in the [user guide](#).

In the year ending 30 September 2018:

- 2 strip-searches were carried out under the power
- postponement of questioning (usually to enable an individual to consult a solicitor) was refused on five occasions
- a total of 2,415 air freight and 4,497 sea freight examinations were conducted in Great Britain

Statistical Bulletins are prepared by staff in Home Office Analysis and Insight under the National Statistics Code of Practice and can be downloaded from GOV.UK:

<https://www.gov.uk/government/organisations/home-office/about/statistics>

ISBN: 978-1-78655-758-2

ISSN: 1759-7005



© Crown copyright 2018

This publication is licensed under the terms of the Open Government Licence v3.0 except where otherwise stated. To view this licence, visit nationalarchives.gov.uk/doc/open-government-licence/version/3 or write to the Information Policy Team, The National Archives, Kew, London TW9 4DU, or email: psi@nationalarchives.gsi.gov.uk.

Where we have identified any third party copyright information you will need to obtain permission from the copyright holders concerned.