



Community Life Survey: Formal Volunteering

This factsheet summarises official statistics on formal volunteering **at least once a month** and **at least once in the last year** by adults (16+) in England, based on data from the 2017-18 Community Life Survey

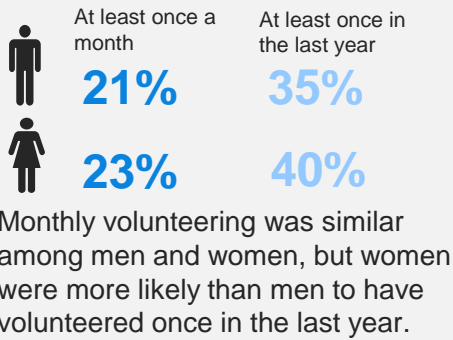
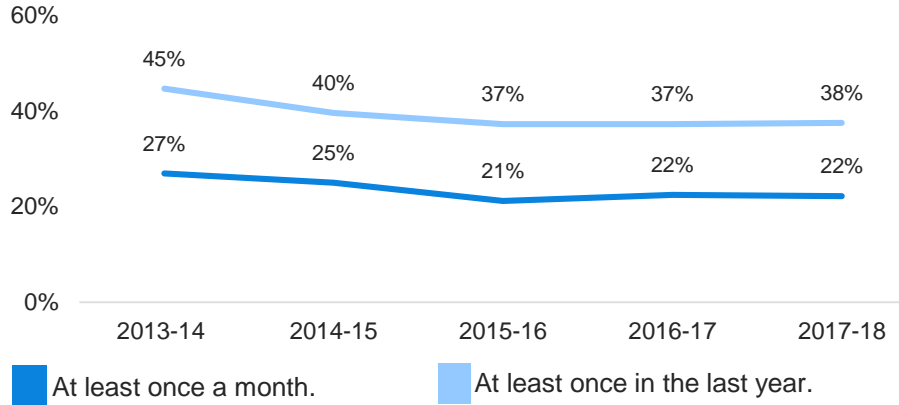
Formal Volunteering is defined here as giving unpaid help through clubs or organisations.

22% of adults formally volunteered at least once a month.

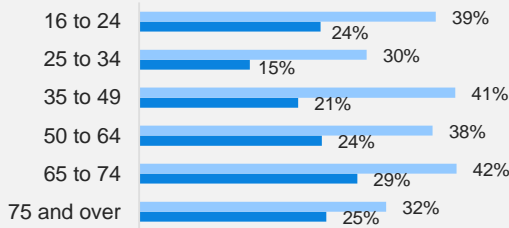
38% of adults formally volunteered at least once in the last year.

These rates are slightly lower than in 2013-14.

Percentage who took part in formal volunteering

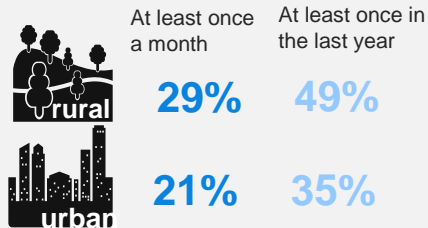


Formal monthly volunteering was least prevalent among the 25-34 age group...

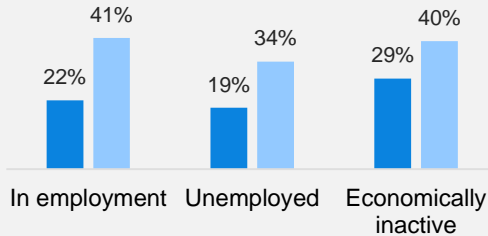


25% of those living in the South West, and South East volunteered at least once a month compared with **16%** of those living in the North East.

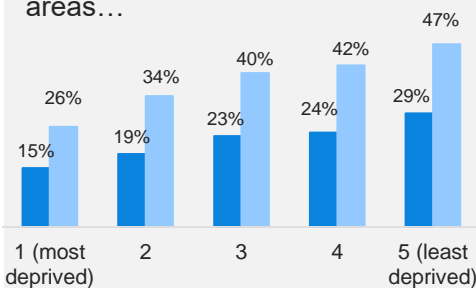
Adults living in Rural areas were more likely to volunteer formally...



Economically inactive adults were more likely to have volunteered monthly than those in employment...



Adults living in the least deprived areas were more likely to formally volunteer than those living in the most deprived areas...



Most common reasons for volunteering

"I wanted to improve things/help people"



46%

"The cause was really important to me"



31%

Most common barriers to volunteering

"I have work commitments"



51%

"I do other things in my spare time"



37%