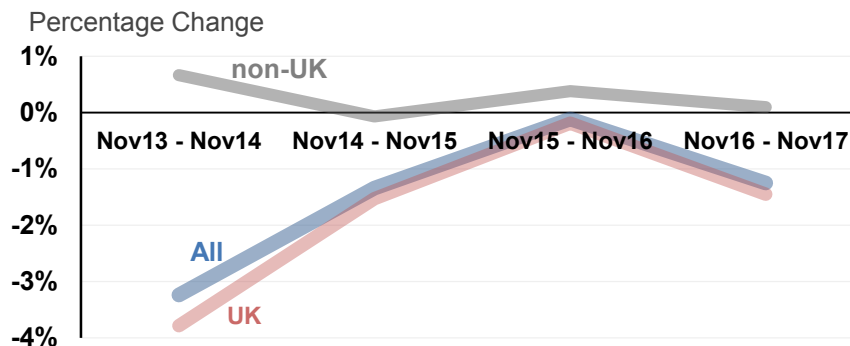
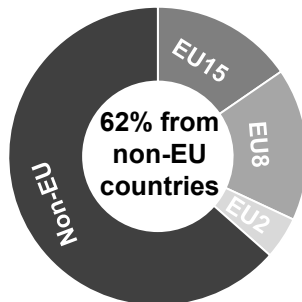
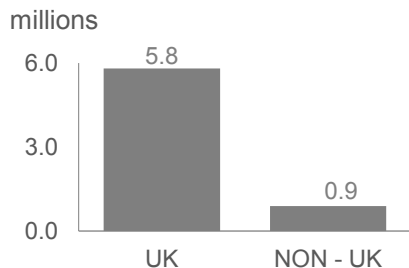


These annual statistics provide the number of claimants receiving one or more DWP Working Age (WA) benefits broken down by nationality. They combine data on Working Age benefit combinations and nationality from NINO Registrations, as recorded at the point of registration for a NINO. UK nationals are those in receipt of benefits who do not appear in the NINO dataset.

At November 2017, 6.7 million claimants claimed at least one Working Age benefit, of which 13% were non-UK nationals.

At November 2017 62% of non-UK nationals who claimed at least one WA benefit were from countries outside the EU.

Over the last 5 years there was a year-on-year decrease in the total number of claimants of WA benefits. The number of non-UK claimants of WA benefits has however marginally increased over the same period.



At November 2017 of the 6.7 million claimants of WA benefit 3.8 million (57%) had claimed one of the top five WA benefit combinations. Within this group 3.2 million (84%) were UK nationals and 0.6 million (16%) were non-UK nationals.

Top 5 Benefit Combinations	Top 5 WA Benefit Combination		UK Claimants		Non-UK Claimants	
	Number of Claimants (in 000s)	Percentage of all WA benefit claimants	Number of claimants (in 000s)	Percentage of All UK Claimants	Number of claimants (in 000s)	Percentage of all Non-UK Claimants
HB Only	1460	22%	968	17%	492	55%
HB, PIP/DLA, INCAP	793	12%	742	13%	51	6%
PIP/DLA, INCAP	601	9%	581	10%	19	2%
PIP/DLA	495	7%	475	8%	20	2%
HB, INCAP	475	7%	439	8%	36	4%
<b>Total (Top 5 WA Benefit Combinations)</b>	<b>3825</b>	<b>57%</b>	<b>3206</b>	<b>55%</b>	<b>619</b>	<b>70%</b>

In the year to November 2017 the number of non-UK WA benefit claimants increased by 1 thousand

World areas	Nov17	Change from previous year (in 000s)	Change from previous year (percentage)
<b>Total Non-UK</b>	<b>889</b>	<b>+1</b>	<b>+0%</b>
European Union	324	-5	-2%
(of which) EU15	134	+1	+1%
(of which) EU8	144	-10	-7%
(of which) EU2	40	+4	+11%
<b>Non-European Union</b>	<b>554</b>	<b>7</b>	<b>+1%</b>

Of all WA benefit claimants nearly 1.5 million (22%) claimed HB only. Over half (55%) of all non-UK claimants claimed HB only, compared with 17% of UK claimants.

There were five thousand fewer EU claimants, while there were seven thousand more non-EU claimants.