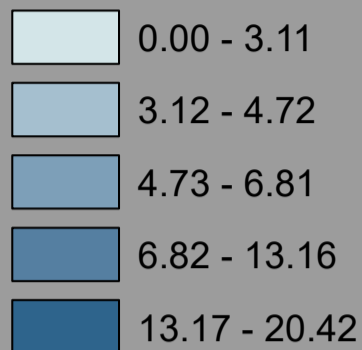


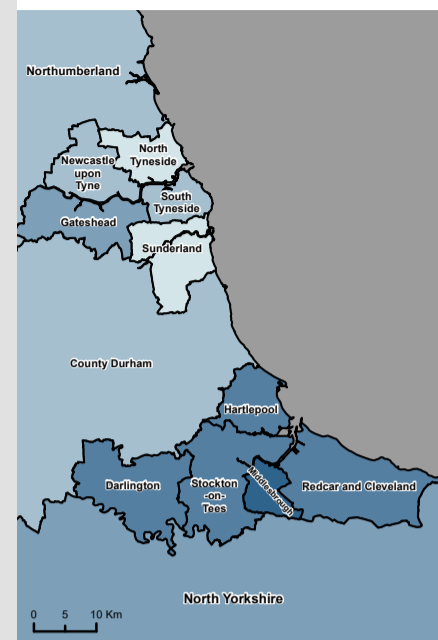
Fixed Period Exclusion Rate by Local Authority

Legend

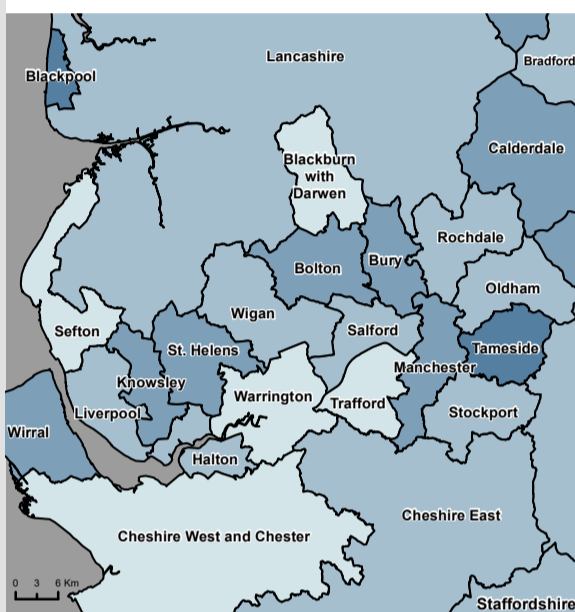
Fixed period exclusion rate (Percentages)



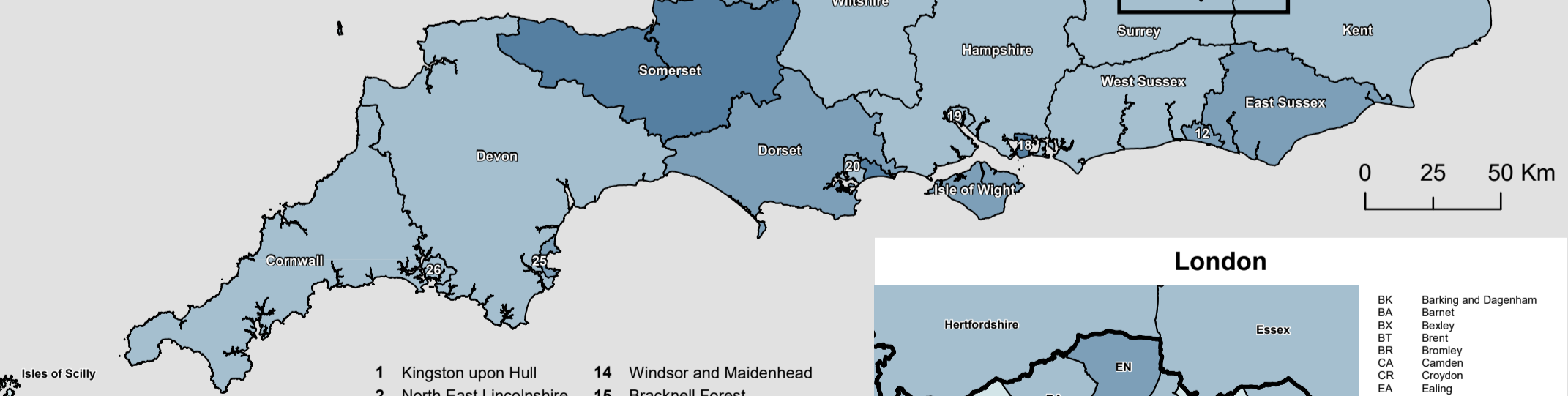
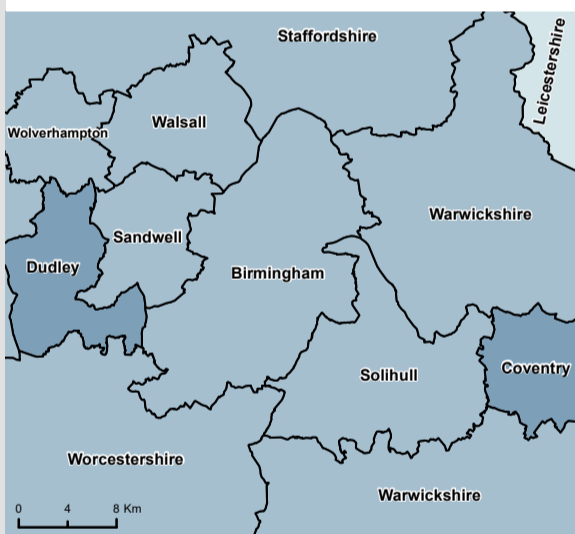
North East



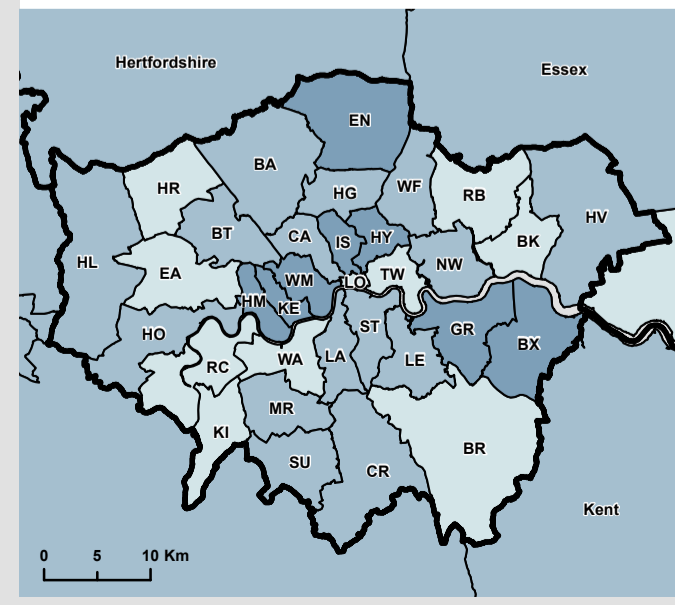
North West



Midlands



London



- BK Barking and Dagenham
- BA Barnet
- BX Bexley
- BT Brent
- BR Bromley
- CA Camden
- CR Croydon
- EA Ealing
- EN Enfield
- GR Greenwich
- HY Hackney
- HM Hammersmith and Fulham
- HG Haringey
- HR Harrow
- HV Havering
- HL Hillingdon
- HO Hounslow
- IS Islington
- KE Kensington and Chelsea
- KI Kingston upon Thames
- LA Lambeth
- LE Lewisham
- LO City of London
- MR Merton
- NW Newham
- RB Redbridge
- RC Richmond upon Thames
- ST Southwark
- SU Sutton
- TW Tower Hamlets
- WF Waltham Forest
- WA Wandsworth
- WM Westminster

- 1 Kingston upon Hull
- 2 North East Lincolnshire
- 3 Stoke-on-Trent
- 4 Derby
- 5 Nottingham
- 6 Leicester
- 7 Milton Keynes
- 8 Luton
- 9 Southend-on-Sea
- 10 Thurrock
- 11 Medway
- 12 Brighton and Hove
- 13 Slough
- 14 Windsor and Maidenhead
- 15 Bracknell Forest
- 16 Wokingham
- 17 Reading
- 18 Portsmouth
- 19 Southampton
- 20 Poole
- 21 Bath and North East Somerset
- 22 South Gloucestershire
- 23 Bristol
- 24 North Somerset
- 25 Torbay
- 26 Plymouth