



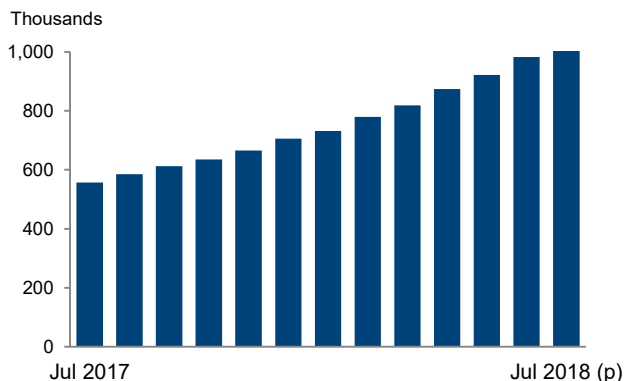
Universal Credit is a payment to help with living costs for those on a low income or out of work. Eligibility for Universal Credit depends on individual circumstances and location.

Universal Credit was introduced in April 2013 in certain pathfinder areas of North West England. It is now available to all types of claimants in certain areas of Great Britain and is being introduced in stages by postcode area.

Main story

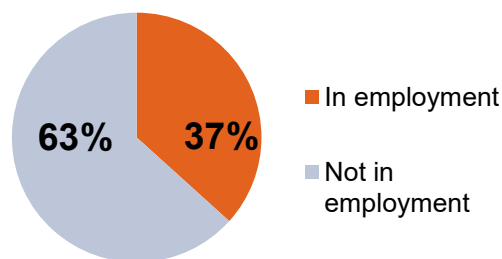
The number of people on Universal Credit as of 12 July 2018 was 1 million. Of these people, 380 thousand (37 per cent) were in employment.

1 million claimants



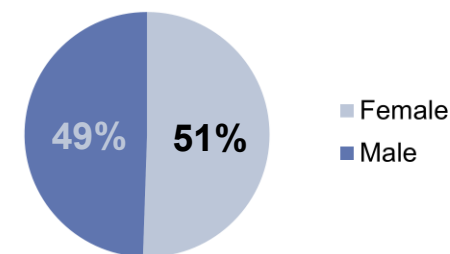
The number of people on Universal Credit rose to 1 million in July 2018. This is a 6 per cent increase from June 2018.

37 per cent in employment



Of the 1 million people on Universal Credit as of 12 July 2018, 37 per cent (380 thousand) were in employment, compared to 39 per cent in July 2017.

51 per cent of claimants are female



Of the 1 million people on Universal Credit as of 12 July 2018, 51 per cent (530 thousand) were female, compared to 42 per cent in July 2017.

DWP are currently investigating a discrepancy with duration on Universal Credit. While we assess the scale of this issue we have removed this breakdown from Stat-Xplore. Caution should be used when viewing this breakdown via other mechanisms (such as supplementary tables).

At a glance

Page

1 million people on Universal Credit

1

46 per cent of claimants in the searching for work conditionality regime

3

Where you live

4

About these statistics

5

Lead Statistician: Jo Taylor

joanne.taylor5@dwp.gsi.gov.uk

DWP Press Office: 0203 267 5144

Thoughts? We welcome feedback

Published 14 August 2018

Next edition 11 September 2018

ISBN: 978-1-78659-083-1

What you need to know

This summary contains statistics on Universal Credit covering the period to 12 July 2018. Universal Credit is now available to all types of claimants in certain areas of Great Britain and is being introduced in stages across the country.

Universal Credit provides a single payment per household based upon the circumstances of the household. Support for housing costs, children and childcare costs are integrated into Universal Credit, and it also provides additions for disabled people and carers.

The following benefits will be replaced as Universal Credit rolls out:

- Income-based Jobseeker's Allowance
- Income-related Employment and Support Allowance
- Income Support
- Working Tax Credit
- Child Tax Credit
- Housing Benefit

The main features of Universal Credit are:

- Universal Credit is available to people who are in work and on a low income, as well as to those who are out of work.
- Most people will apply online and manage their claim through an online account.
- Universal Credit will be responsive – as people on low incomes move in and out of work, they will get on-going support.
- Most claimants on low incomes will still be paid Universal Credit when they first start a new job or increase their part-time hours.
- Claimants will receive a single monthly household payment, paid into a bank account in the same way as a monthly salary; support with housing costs will usually go direct to the claimant as part of their monthly payment.

This report contains information on **People on Universal Credit** including all those who have started and are still on Universal Credit at the count date (second Thursday of the month). Some people will have their claim terminated either at the request of the individual or if their entitlement to Universal Credit ends.

The September 2018 release of this report will include Households on Universal Credit, as well as Starts and Claims to Universal Credit. Further breakdowns will also be published, such as information on the family type and the elements the household is entitled to receive as part of their Universal Credit award. The latest figures from March 2018 are available [here](#).

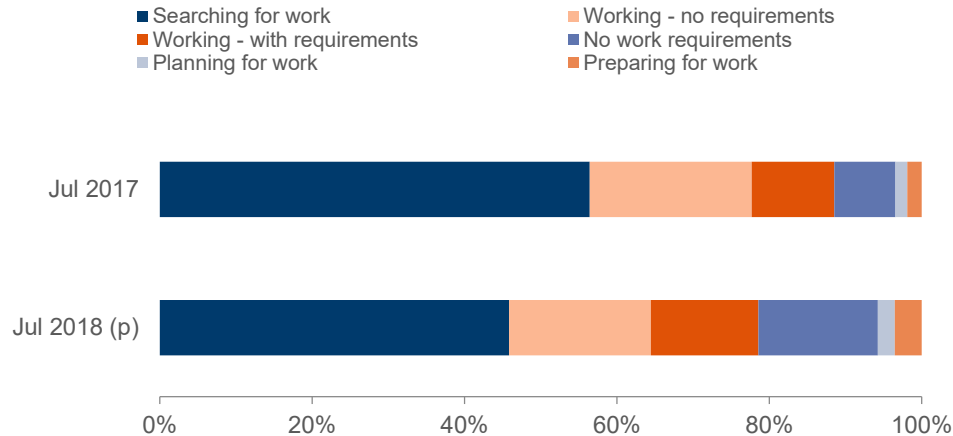
From November 2018, statistics on Households on Universal Credit, as well as Starts and Claims to Universal Credit, will be published quarterly.

Please note figures for the latest month (July 2018) are provisional (p) and will be finalised in the next release. See [Background Information and Methodology](#) for further details on this and the definitions used in this publication.

People on Universal Credit

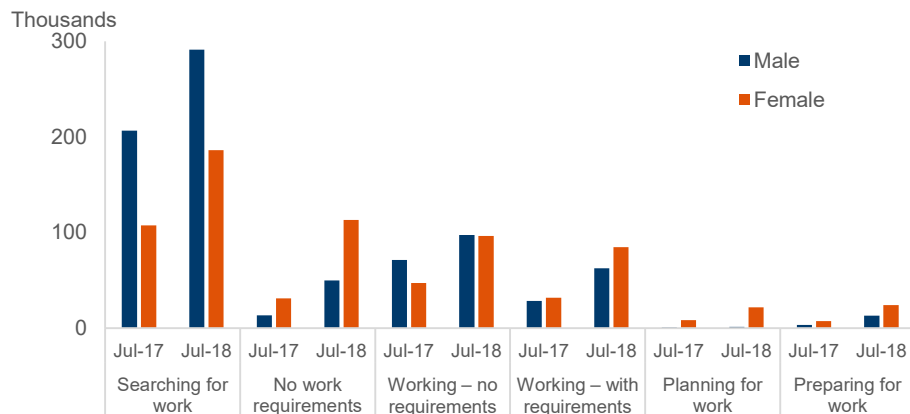
Less than half of all people on Universal Credit are in the Searching for Work conditionality regime

People on Universal Credit by conditionality regime, at 13 July 2017 and 12 July 2018



Of the 1 million people on Universal Credit as of 12 July 2018, 46 per cent (480 thousand) were in the Searching for Work conditionality regime, compared to 56 per cent (310 thousand) in July 2017. During the same period, the proportion of people in each of the remaining conditionality regimes have continued to increase with the exception of “Working – no requirements”.

The number of people on Universal Credit, by conditionality regime and gender, 12 July 2018



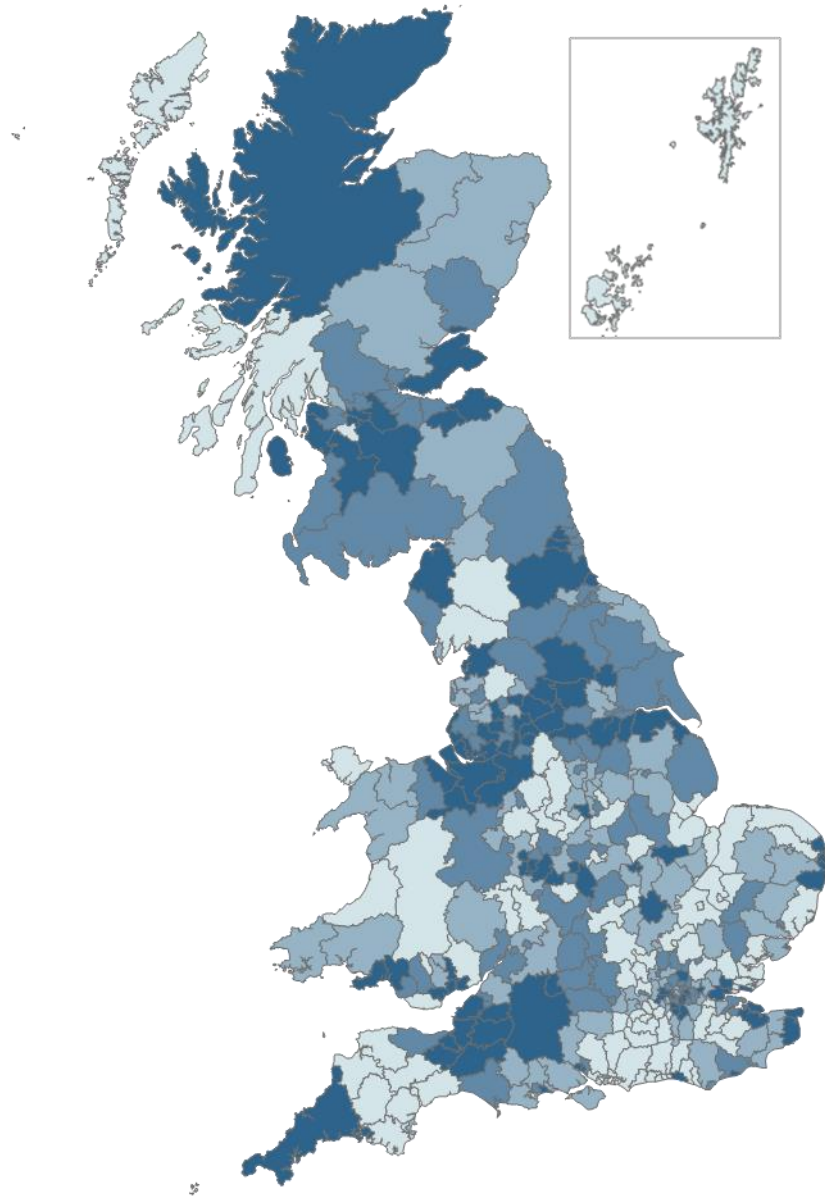
Of those in the “Working – no requirements” conditionality regime, conditionality regime, 50 per cent (100 thousand) were female at July 2018 compared to 40 per cent (50 thousand) at July 2017.

Please note that the conditionality breakdown measures what regime an individual is in on the count date. This may not be representative of the entire assessment period for that individual. Conditionality regime figures are not the same as the employment breakdown, which shows whether an individual has had earnings during their assessment period. The two breakdowns should only be used together with caution.

Please see the [Background Information and Methodology](#) document for more information on conditionality regimes

Where Universal Credit claimants live

The North West region, where rollout started, has the largest number of Universal Credit claimants



The adjacent map shows people on Universal Credit by local authority as of 12 July 2018.

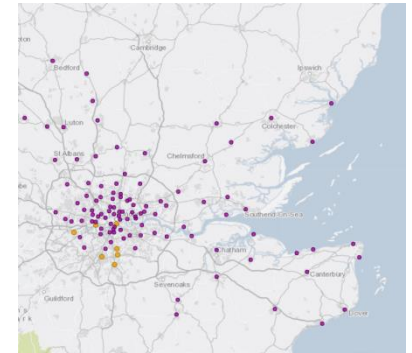
The darker areas of the map are local authorities with higher numbers of Universal Credit claimants, while the lighter areas are the local authorities with fewer Universal Credit claimants.

Where you live

Find information about your Jobcentre Plus office in our interactive map.

Please click [here](#) to access the interactive map.

The interactive map shows the number of people on Universal Credit by Jobcentre Plus office, per region, as can be seen in the adjacent example. Key statistics can be viewed by clicking on the Jobcentre Plus office.



Please note that this map will be unavailable from 12:30 p.m. on 10 September 2018 until 9:30 a.m. on 11 September 2018, ahead of the next release.

For further information on supported browsers, please visit the following website: <http://doc.arcgis.com/en/arcgis-online/reference/browsers.htm>

About these statistics

These official statistics have been compiled using data from systems within local offices and records of Universal Credit benefit payments made by the Department.

These and other new data sources will, in time, allow a progressively wider range of breakdowns to be published as new IT systems are introduced. The methodology used and definitions of the official statistics may be updated within subsequent releases, along with information on the impact of any changes to the time series already released. A [strategy](#) for the release of official statistics on Universal Credit was first published in September 2013 and last updated in January 2018.

These statistics have been developed using guidelines set out by the UK Statistics Authority, and are new [official statistics](#) undergoing evaluation. They have, therefore, been designated as Experimental Statistics. Users are invited to [comment](#) on the development and relevance of these statistics at this stage.

Figures contained within this publication are subject to rounding unless otherwise stated. Percentages shown are calculated using figures prior to rounding. Please see the background information document for details on the level of rounding applied, which is dependent on the magnitude of the figure being quoted.

Universal Credit is being introduced in stages across Great Britain by postcode area to all types of claimants. See **table 4.1** for a full list of Jobcentre Plus offices by the date they implemented Universal Credit Full Service.

Further roll out

Universal Credit was introduced in 2013 and is now available to all types of claimants in certain areas of Great Britain. Universal Credit is being introduced in stages across Great Britain by postcode area. Rollout will be completed in 2018 and by 2023 all existing legacy claimants will have moved on to Universal Credit. Information on Universal Credit rollout can be found here: <https://www.gov.uk/government/publications/universal-credit-transition-to-full-service>

Where to find out more

This document and the summary tables can be found here: <https://www.gov.uk/government/collections/universal-credit-statistics>

Build your own tables using Stat-Xplore: <https://stat-xplore.dwp.gov.uk/> which also contains data on households on Universal Credit.

See our claimant level interactive map: <http://dwp-stats.maps.arcgis.com/apps/MapSeries/index.html?appid=f90fb305d8da4eb3970812b3199cf489>

See our interactive map of households at Local Authority level: <http://dwp-stats.maps.arcgis.com/apps/Cascade/index.html?appid=8560a06de0f2430ab71505772163e8b4>

Older releases can be found here but please note that figures are subject to change. <https://www.gov.uk/government/collections/universal-credit-statistics>

The release strategy for the statistics can be found here: <https://www.gov.uk/government/publications/universal-credit-statistics-background-information>

The background information and methodology document can be found here: <https://www.gov.uk/government/publications/universal-credit-statistics-background-information-and-methodology>

Information on Universal Credit Sanctions can be found here: <https://www.gov.uk/government/collections/jobseekers-allowance-sanctions>

Contact us

Lead Statistician: Jo Taylor - joanne.taylor5@dwp.gsi.gov.uk

DWP Press Office: 0203 267 5144

Comments? Feedback is welcome.