











The Green School for Boys - Impact Assessment

Contextual information on open schools in the local area																		
Local secondary schools																		
School name	Type	Faith	Distance from FS (miles)	Capacity (May 2016)	Number of surplus places (May 2016)	Surplus at point of entry year (May 2016)	% achieved A*-C in English and maths GCSEs (2014)	% achieved A*-C in English and maths GCSEs (2015)	Value added (2015)	Progress 8 (2016)	Progress 8 - disadv pupils (2016)	Attainment 8 (2016)	% achieving A*-C in English and maths (2016)	% achieving Ebacc (2016)	Ofsted inspection rating and date	Impact (preliminary judgement)		Planning area name and LA name
The Green School	Academy Converter	Church of England	0.1	940	77	-1	84%	77%	1020.8 (+)	0.5 (+)	0.3	58.9	83%	35%	Outstanding (28-Sep-2011)	Minimal		Hounslow Secondary (Hounslow)
Nishkam School West London	Free Schools	Sikh	0.3	1400	1217 School opened in 2010 or later	No secondary pupils yet	No data	No data	No data	No data	No data	No data	No data	No data	No Ofsted grade	Moderate		Hounslow Secondary (Hounslow)
Gumley House RC Convent School, FCJ	Academy Converter	Roman Catholic	0.7	1292	162	1	85%	82%	1032.0 (+)	0.5 (+)	0.0	60.1	82%	52%	Good (02-Apr-2014)	Minimal		Hounslow Secondary (Hounslow)
Isleworth and Syon School for Boys	Academy Converter	None	0.8	979	7	1	64%	62%	1008.3	0.2	-0.1	51.0	62%	29%	Good (02-May-2013)	Minimal		Hounslow Secondary (Hounslow)
Brentford School for Girls	Academy Converter	None	0.9	949	170	10	68%	67%	1036.5 (+)	0.2 (+)	0.2	48.3	53%	36%	Good (28-Sep-2011)	Minimal		Hounslow Secondary (Hounslow)
Gunnersbury Catholic School	Voluntary Aided School	Roman Catholic	1.1	1168	12	1	86%	90%	1036.6 (+)	0.6 (+)	0.4	62.0	88%	66%	Outstanding (07-May-2009)	Minimal	-	Hounslow Secondary (Hounslow)
Ealing Fields High School	Free Schools	None	1.4	No data	No data	No data	No data	No data	No data	No data	No data	No data	No data	No data	No Ofsted grade	Too early to assess		Ealing Secondary (Ealing)
Elthorne Park High School	Community School	None	1.6	1204	107	0	76%	72%	1036.3 (+)	0.3 (+)	-0.1	55.9	71%	42%	Good (19-Mar-2015)	Minimal	-	Ealing Secondary (Ealing)
Kingsley Academy	Academy Sponsor Led	None	1.6	1000	190	18	49%	42%	1006.1	-0.1	-0.1	43.9	43%	10%	Requires Improvement (08-May-2015)	High		Hounslow Secondary (Hounslow)
Lampton Academy	Academy Converter	None	1.9	1500	7	3	65%	62%	1036.0 (+)	0.5 (+)	0.5	54.6	69%	38%	Outstanding (23-May-2013)	Minimal		Hounslow Secondary (Hounslow)
Orleans Park School	Academy Converter	None	2.0	1000	-213	0	69%	67%	1019.6 (+)	0.2	-0.2	57.8	77%	56%	Outstanding (25-Nov-2010)	Minimal		Richmond borough Secondary (Richmond upon)
Christ's Church of England Comprehensive	Voluntary Aided School	Church of England	2.0	750	-18	2	75%	67%	999.6	0.3 (+)	-0.3	56.5	76%	43%	Good (13-Dec-2013)	Minimal	-	Richmond borough Secondary (Richmond upon)

Heston Community School	Academy Converter	None	2.0	1395	173	1	67%	55%	1041.7 (+)	0.5 (+)	0.2	53.5	64%	42%	Good (12-Jan-2012)	Moderate		Hounslow Secondary (Hounslow)
St Richard Reynolds Catholic High	Voluntary Aided School	Roman Catholic	2.1	750	309 School opened in 2012 or later	0	No data	No data	No data	No data	No data	No data	No data	No data	Outstanding (26-Feb-2015)	Minimal	-	Richmond borough Secondary (Richmond upon)

The Green School for Boys - Impact Assessment

Local colleges																	
School name	Type	Faith	Distance from FS (miles)	Number of pupils ages 16-18	Approx % of pupils at the college ages 16-18	Average point score (academic) (2014)	Average point score (academic) (2015)	Average point score (academic) (2016)	Value added (academic) (2015)	Value added (academic) (2016)	Average point score (applied) (2016)	Value added (applied) (2016)	Average point score (tech) (2016)	Ofsted FE inspection rating and date	Impact (preliminary judgement)		
West Thames College	General Further Education	None	0.8	1909	51%	171.1	178.3	24.5 (D+)	-0.1	-1.12 (-)	26.8 (Merit+)	-0.43 (-)	28.5 (Merit+)	Good (14-Mar-2014)	Moderate		
Richmond Adult Community College	General Further Education	None	1.3	27	5%	Insufficient academic pupils	No data	Insufficient academic pupils	No data	Insufficient academic pupils	Insufficient applied pupils	Insufficient applied pupils	Insufficient tech pupils	Good (22-May-2015)	Moderate		
Richmond-upon-Thames College	General Further Education	None	2.0	2380	69%	190.9	192.7	22.7 (D+)	-0.3 (-)	-0.44 (-)	27.8 (Merit+)	-0.38 (-)	31.5 (Dist-)	Requires Improvement (13-Nov-)	Moderate		
TBAP 16-19 Academic AP Academy	Free Schools - 16-19	None	4.5	0	No data	No data	No data	Insufficient academic pupils	No data	Insufficient academic pupils	Insufficient applied pupils	Insufficient applied pupils	Insufficient tech pupils	No Ofsted grade	Minimal		
William Morris Sixth Form	Community School	None	4.6	798	100%	197.2	194.3	25.5 (C-)	-0.1 (-)	-0.13 (-)	31.3 (Dist-)	-0.32 (-)	30.6 (Dist-)	Good (02-May-2013)	Moderate		
Ealing, Hammersmith and West	General Further Education	None	4.8	2097	35%	183.8	158.7	18.0 (D-)	-0.6 (-)	-0.18 (-)	27.1 (Merit+)	-0.56 (-)	24.6 (Merit)	Inadequate (16-Oct-2015)	Moderate		
Kingston College	General Further Education	None	5.0	2611	68%	170.7	163.2	20.3 (D)	-0.4 (-)	-0.52 (-)	28.1 (Merit+)	-0.53 (-)	29.2 (Merit+)	Good (10-Jun-2016)	Moderate		

*Provisional (non-final) school performance data was used as part of this impact assessment. This is because the assessment was needed **before** the performance data checking exercise had been fully completed (and therefore, had to be made using the data available at that time).

For this reason, the final performance measures for some schools may have been different from those shown in this report.