



This annual bulletin provides statistics on claims, awards and recipients of pensions, allowances or other payments under the War Pension Scheme (WPS). The WPS provides compensation for all ex-service personnel and their dependants where illness, injury or death is caused by Service in the Armed Forces from the start of the First World War in 1914 up until 5 April 2005. The WPS is a no-fault scheme, and is therefore different to awards for damages paid through the courts.

Key Points

- During 2017/18, there were 4,071 first disablement claims and 714 war widow(er)s' claims registered under the WPS. Annual numbers of registered claims decreased over the past ten years following the introduction of the Armed Forces Compensation Scheme.
- During 2017/18, first disablement pension claims were cleared on average within eight months and war widow(er)s' claims were cleared on average within one month. Appeals took the longest time to clear (around 12 months), however it should be noted that the MOD have no control over the length of time it takes for a decision to be made as appeal tribunals are independent.
- As at 31 March 2018, there were 101,630 disablement pensioners and 15,854 war widow(er)s in receipt of a war pension.
- Between 16 December 2015 and 31 March 2018, 204 ex-Service personnel diagnosed with mesothelioma had elected to receive the lump sum payment instead of receiving a regular disablement pension. These recipients are additional to disablement pensioners in receipt of a war pension.
- As at 31 March 2018, over one third (36%) of supplementary allowances were paid out in the form of age addition allowances. Age addition allowances are made to help a pensioner cope with the increased costs associated with the burden of ageing and having a disablement, rather than any acceptance that the disablement worsens with age.
- In 2017/18, £517.0 million was paid out to disablement pensioners (of which £26.6m was paid in lump sum form to compensate for mesothelioma) and £206.2 million was paid out to war widow(er)s.

Responsible statistician: Head of Defence Statistics (Health) 030 67984423 DefStrat-Stat-Health-PQ-FOI@mod.gov.uk

Further information/mailling list: DefStrat-Stat-Health-PQ-FOI@mod.gov.uk

Enquiries: Press Office: 020 721 87907

Background Quality Report: <https://www.gov.uk/government/collections/defence-statistics-background-quality-reports-index>

Would you like to be added to our **contact list**, so that we can inform you about updates to these statistics and consult you if we are thinking of making changes? You can subscribe to updates by emailing DefStrat-Stat-WDS-Pubs@mod.gov.uk

Contents

Introduction.....	Page 2	Other bulletins in this series can be found at:
Results: Registered claims.....	Page 3	
Results: Claim Clearance Times.....	Page 5	https://www.gov.uk/government/collections/war-pension-recipients-index
Results: Claim Outcomes.....	Page 7	
Results: Recipients of a War Pension.....	Page 10	
Results: War Pension Recipients: Demographics..	Page 12	Supplementary tables (Annex A) containing all data presented in this publication can be found at:
Results: Causes of disablement.....	Page 14	
Results: Recipients of Supplementary Allowances.	Page 15	
Results: Financial amounts paid out.....	Page 17	https://www.gov.uk/government/collections/war-pension-recipients-index
Methodology.....	Page 19	
Glossary.....	Page 21	
Further Information.....	Page 23	

Introduction

This Statistical Bulletin presents summary information on the War Pension Scheme (WPS) as at 31 March 2018.

The WPS provides no-fault compensation for all ex-service personnel where illness, injury or death is caused by Service from the start of the First World War in 1914 up until 5 April 2005. The WPS is managed by the Ministry of Defence (MOD) with all compensation claims administered by Defence Business Services (DBS) Veterans UK.

These statistics have been provided in response to a high volume of requests for information about claims and awards under the scheme, and the number of individuals currently in receipt of a War Pension. These statistics are used by external organisations such as NHS trusts, local Government and Armed Forces charities. This report is also used internally to aid work planning and policy development.

All tables provided in previous releases of this report have been updated with 2017/18 data and are available in the separate Excel file at <https://www.gov.uk/government/collections/war-pension-recipients-index>.

For claims where illness, injury or death is caused by service since 6 April 2005, personnel can make a claim under the Armed Forces Compensation Scheme. The MOD also produces a biannual National Statistic on the Armed Forces Compensation Scheme (AFCS): <https://www.gov.uk/government/collections/armed-forces-compensation-scheme-statistics-index>

The Directorate of Judicial Engagement Policy (DJEP) also produce a Statistical Bulletin on common law compensation claims against the MOD: <https://www.gov.uk/government/collections/mod-compensation-claims-statistics>

The MOD also produces an annual Official Statistic on the location of pension and compensation recipients and an annual Official Statistic on the annual population survey which provides estimates on the size and socio-demographic characteristics of the UK Armed Forces veteran population residing in Great Britain. These publications can be found on the Gov.UK website:

- a) Location Statistics: <https://www.gov.uk/government/statistics/location-of-armed-forces-pension-and-compensation-recipients>
- b) Annual population survey: <https://www.gov.uk/government/collections/annual-population-survey-uk-armed-forces-veterans-residing-in-great-britain>

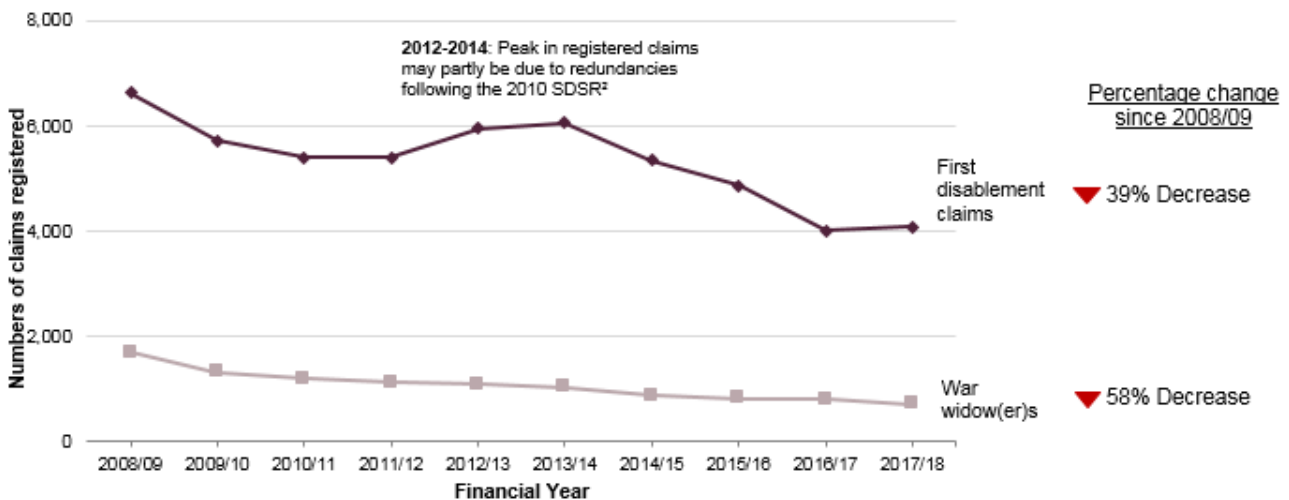
Results: Registered Claims

This section provides information on registered first disablement claims, second/subsequent claims, war widow(er)s claims, supplementary allowance claims and appeals.

Key Points:

- During 2017/18 there were 4,071 first disablement claims and 714 war widow(er)s' claims registered under the WPS.
- Annual numbers of registered claims have decreased over the past ten years since the introduction of the Armed Forces Compensation Scheme which compensates for Service-attributable injury/illness or death on or after 6 April 2005.

Figure 1: War Pension Scheme first disablement claims and war widow(er)s claims registered, by claim type and financial year, numbers
2008/09 - 2017/18



Source: War Pensions Computer System

During 2017/18 there were 4,071 registered first disablement claims and 714 war widow(er)s' claims (Annex A, Table 2). Figure 1 shows a 39% reduction in registered first disablement claims since 2008/09 (6,631), and a 58% reduction in registered war widow(er)s' claims during the same time period (reducing from 1,686 in 2008/09). This was primarily the result of the introduction of the Armed Forces Compensation Scheme (AFCS) on 6 April 2005 which took over the administration of compensation arrangements for Service-attributable injury/illness and deaths on or after this date.

Claims have continued to be registered under the WPS since the introduction of the AFCS as disablement pension claimants are not able to claim until they have left Service and there is no time limit for registration of first disablement pension and war widow(er)s' claims.

Whilst the numbers of registered first disablement claims reduced over the whole time period, there were increases in the number of registered claims during 2013/14 and 2017/18 (Figure 1). The increase in 2013/14 may be partly driven by redundancies following the Strategic Defence and Security Review¹, which artificially inflated the numbers of UK Armed Forces service leavers², and thus increased the number of claimants for service-attributable injury/illness, during this time period. The increase during 2017/18 also reflects outflow from the UK Armed Forces, which shows a downward trend between 2012/13 and 2016/17 and then an increase during 2017/18².

First disablement claim- All ex-Service personnel are entitled to register first claims under the War Pensions Scheme for injuries/illnesses as a result of Service prior to 6 April 2005. Compensation is paid for injuries/illnesses which arise as a result of service or are made worse by service, regardless of how they are sustained. There are two types of first claim; **current invaliding claims** are those raised automatically following medical discharge. All other first claims are classed as a **first claim to pension**.

War widow(er)s claim- All eligible spouses are entitled to claim for a war widow(er)s pension if their partner died whilst in Service or their death was related to a disablement due to Service prior to 6 April 2005.

¹ The strategic defence and security review: securing Britain in an age of uncertainty: <https://www.gov.uk/government/publications/the-strategic-defence-and-security-review-securing-britain-in-an-age-of-uncertainty>

² <https://www.gov.uk/government/collections/uk-armed-forces-monthly-manning-statistics-index>

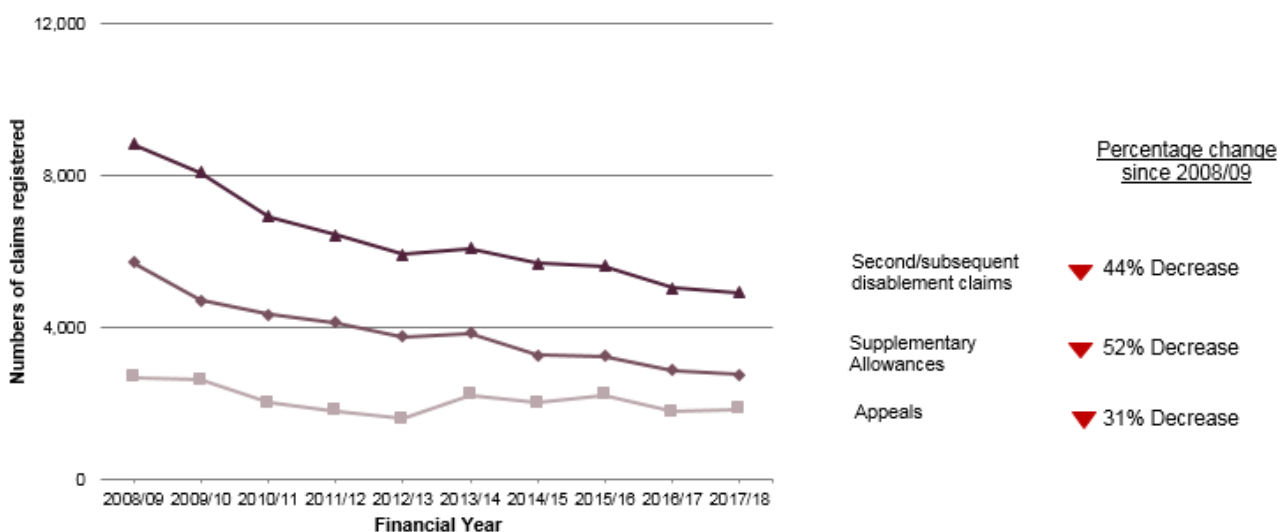
Results: Registered Claims (Cont.)

Second/Subsequent disablement claim- Following a first claim, ex-Service personnel can claim for further conditions or have their claim reviewed if circumstances change.

Supplementary Allowance claim- War Pensioners are entitled to claim for extra allowances on top of their pension for certain circumstances.

Appeal- All claimants are entitled to lodge an appeal to an appropriate Tribunal if they are not satisfied with the outcome of their claim.

Figure 2: War Pension Scheme second/subsequent claims, supplementary allowance claims and appeals¹ registered, by claim type and financial year, numbers
2008/09 - 2017/18



Source: War Pensions Computer System

1. Includes appeals for all claim types.

Claimants who have registered a disablement pension claim may go on to register a second/subsequent claim if they wish to be reassessed. This may include the worsening of existing conditions, and/or the onset of new conditions since their first disablement claim. Annual numbers of registered second/subsequent claims have reduced each year (Figure 2); primarily a result of the decrease in new first disablement claims (Figure 1).

Disablement pensioners and war widow(er)s in receipt of an ongoing pension can also register claims for supplementary allowances. These allowances are 'top-up' payments to support a range of care needs according to individual circumstances, examples include age addition allowances which are paid out from age 65 to help a pensioner cope with the increased costs associated with the burden of ageing and having a disablement, and mobility supplements to assist with the mobility costs of a pensioner who is unable to walk independently. Further information on supplementary allowances can be found on page 15. Annual numbers of registered supplementary allowances have also decreased each year, falling by 52% between 2008/09 and 2017/18 (Figure 2). This decrease is expected in line with the falling numbers of first disablement and war widow(er)s' claims (Figure 1).

If a claimant is unhappy with the outcome of any claim (first disablement, second/subsequent disablement, war widow(er)s or supplementary allowance) they are entitled to lodge an appeal with an independent Tribunal. Numbers of registered appeals decreased by 31% between 2008/09 and 2017/18 to 1,859 in 2017/18 (Figure 2).

Further information on all registered claims and appeals can be found in **Tables 1 & 2 in Annex A.**

Results: Claim clearance times

This section presents information on the time taken to clear:

- a) First Disablement Claims
- b) Second / subsequent Disablement Claims
- c) War Widow(er)s' Claims
- d) Appeals

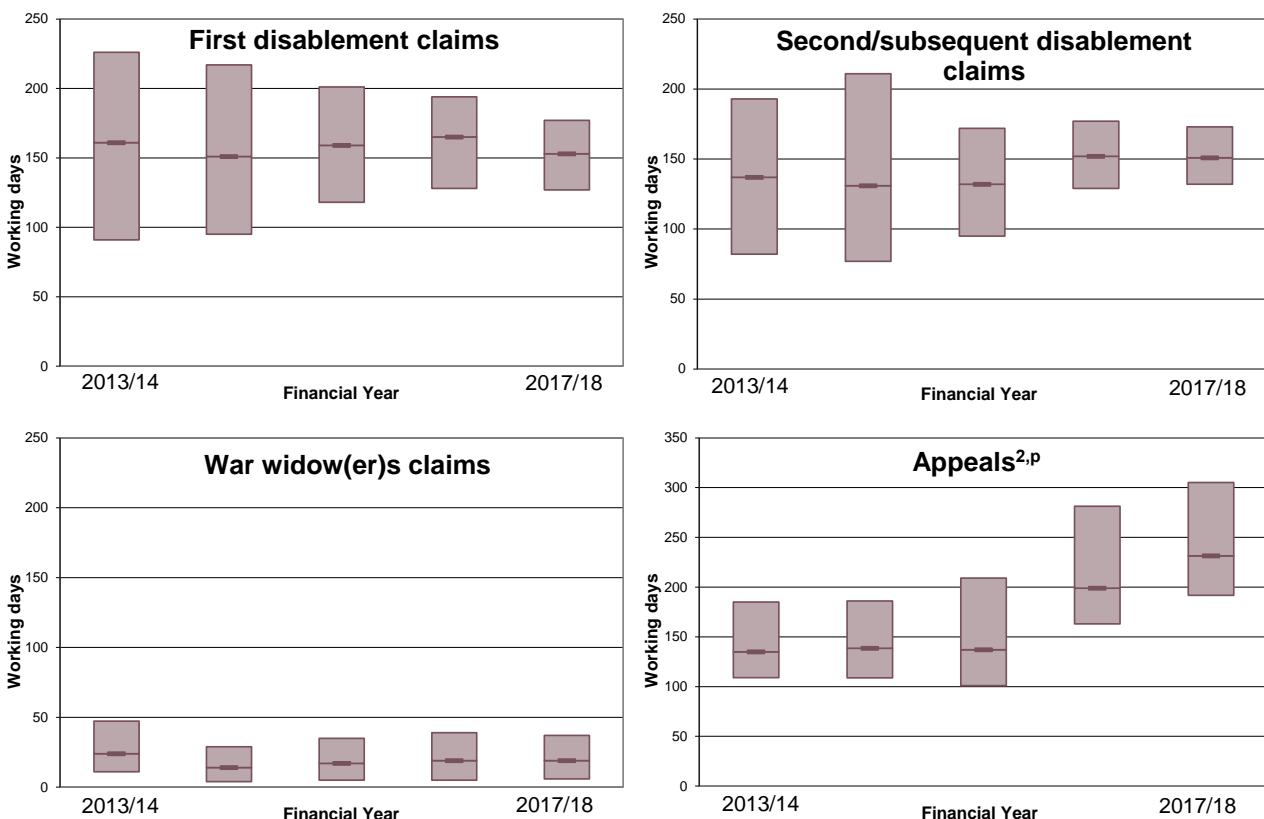
Clearance times for supplementary allowance claims have not been calculated as they include a wide range of care needs from claiming for a refund on prescription glasses to more complex needs such as claiming for employability support.

The average (median) has been provided as an indication of how long an average claimant can expect to wait for a decision. Clearance times are calculated as the number of working days between the date the claim/appeal was received by the MOD and the date a decision was made.

Key Points:

- During 2017/18 first disablement pension claims were cleared on average within eight months and survivors' claims were cleared on average within one month. Appeals took the longest time to clear (around 12 months), however it should be noted that the MOD have no control over the length of time it takes for a decision to be made as appeal tribunals are independent.

Figure 3: War Pension Scheme claim and appeal clearance times, by claim type and financial year, median average, upper quartile and lower quartile^{1,P} 2013/14 to 2017/18



Source: War Pensions Computer System

1 A quartile is any of three values (first/lower quartile, second quartile (median), third/upper quartile) that divides the sorted (from smallest to largest value) dataset into four equal parts. The lower quartile is the value at which 25% of the values in the dataset will be below. The upper quartile is the value at which 75% of the values in the dataset will be below.

2 Appeals calculated from date of registered claim to date an outcome has been decided by the Pensions Appeal Tribunal (PAT), Ministry of Justice.

Results: Claim clearance times (Cont.)

During 2017/18 **first disablement pension** claims and **second/subsequent disablement** claims were cleared, on average, within eight calendar months (153 and 151 working days respectively) (Figure 3; Annex A, Tables 3 and 4). Claimants cannot submit a claim under the WPS until they have left Service and there is no time limit to claim, therefore it may be a number of years after the injury/onset of illness suffered by the claimant and it can require considerable resource to gather and process all of the information required for a decision to be made. The varying complexity of disablement claims may partly account for the spread in clearance times shown in Figure 3. However it should be noted that the spread of clearance times has reduced over the last five financial years.

During 2017/18 **war widow(er)s' claims** were cleared, on average, within one calendar month (19 working days) (Figure 3; Annex A, Table 5). Widow(er)s claims take less time to clear under the WPS as there is no requirement for the claimant to be assessed. As the claim process is more straightforward for widow(er)s claims, the spread of clearance times is also much smaller than for other claim types and appeals. War Widow(er)s' claim clearance times have fluctuated over the past five financial years but have, on average, taken no longer than seven weeks to clear.

During 2017/18 **appeals** were cleared, on average, within 12 calendar months (232 working days), the longest average time it has taken to clear appeals over the past five financial years (Figure 3; Annex A, Table 6). Please note, the MOD completed the first stage of appeal processing within six calendar months (106 working days) after which appeals were heard at an independent Pension Appeal Tribunal (PAT). The MOD has no control over the length of time it takes for evidence to be gathered and a decision to be made at the PAT. For further information on the PAT process please see the Background Quality Report.

Further information on the processing of WPS claims can be found on the Gov.uk website: <https://www.gov.uk/government/publications/war-pension-scheme/war-pension-scheme-what-you-need-to-know>

Further summary statistics on claim and appeal clearance times are presented in **Annex A, Tables 3 - 6**.

Results: Claim Outcomes

This section provides information on the outcomes of cleared claims and appeals. Registered claims and appeals are considered to be cleared once a decision has been made, with the advice of medical advisors, on whether a claim is Service-attributable.

First disablement claims and second/subsequent claims determined to be Service-attributable are awarded a disablement percentage between 0% and 100%:

- a) Those awarded at a disablement percentage of 20% - 100% are paid an ongoing war pension.
- b) Those awarded at a disablement percentage of 1% - 19% are paid a one off gratuity (lump sum) payment.
- c) Cases where the claimed injury/illness is determined to be Service-attributable but not severe enough to impact on daily life are awarded a nil (0%) award.

War widow(er)s' claims are either awarded or rejected. Successful war widow(er)s claims are paid a weekly ongoing pension with the amount awarded reflecting whether their spouse was an officer/rank and if they had dependent children at the time of death.

Further detail on WPS claim outcomes and rates of pay can be found in the Background Quality Report.

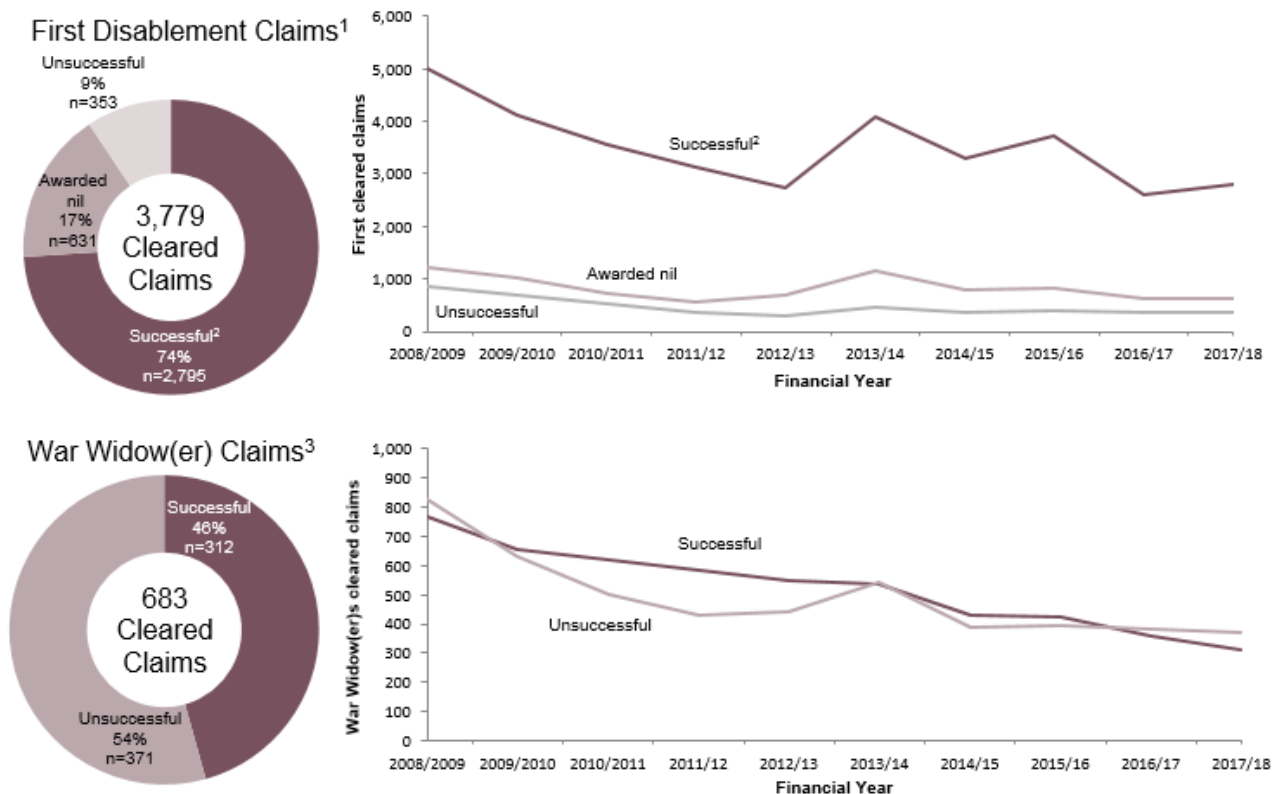
Key Points:

- During 2017/18, 74% of first disablement pension claims, and 46% of war widow(er)s' claims were awarded. Annual numbers of cleared claims have generally reflected the trend of registered claims, including an increase between 2016/17 and 2017/18. This may be partly a result of the increase in registered first claims during 2017/18 and may also be driven by continuous improvement initiatives, such as the streamlining of AFCS processes and systems, that have been implemented in recent years by DBS Veterans UK. Cleared war widow(er)s' claims have reduced over time in line with the reduction in the number of registered war widow(er)s' claims. There were some annual increases which were driven by the MOD's resource available impacting on the number of claims processed.

Results: Claim Outcomes (Cont.)

Figure 5: War Pensions Scheme cleared claims by claim type and outcome, numbers and percentage of cleared claims

1 April 2008 to 31 March 2018



Source: War Pensions Computer System

1 Figures include first disablement claims only due to the complexity of second/subsequent claim outcomes.

2 Includes those awarded a gratuity payment and a war pension.

3 Figures include restored Widows; Figures do not include widow(er)s' reviews.

During 2017/18 there were 3,779 cleared first disablement claims, of which 2,795 (74%) were awarded compensation (Figure 5). There were 704 claims (19% of all cleared claims) awarded an ongoing disablement pension and 2,091 (55% of all cleared claims) awarded a gratuity payment (Annex A, Table 9).

Annual numbers of cleared disablement pension claims have reduced over the whole time period (Figure 5), reflecting the reduction in annual numbers of registered claims. There were a few peaks where the numbers of cleared claims increased from the previous year (2013/14, 2015/16 and 2017/18). The peak in cleared claims in 2017/18 may partly be a result of the increase in registered first claims during the same year and may also be driven by continuous improvement initiatives, such as the streamlining of AFCS processes and systems, that have been implemented in recent years by DBS Veterans UK.

In 2017/18 under half (46%) of war widow(er)s claims were awarded (Figure 5). A war widow(er) claim is automatically generated following a death in Service, regardless of the cause of death, and this may partly account for the number of rejected war widow(er)s claims. Annual numbers of cleared war widow(er)s' claims reduced over the whole time period (Figure 5), reflecting the reduction in annual numbers of registered claims.

Of the second/subsequent disablement claims cleared during 2017/18, 48% resulted in an increased entitlement or a new award (Annex A, Table 9). Second claims included claims for further conditions or deterioration of an existing condition. They also included reviews made by the MOD to assess whether the level of disablement has changed since the initial assessment was made. A small proportion (6%) of second/subsequent claims cleared during 2017/18 resulted in a rejected or reduced outcome (Annex A, Table 9). When individuals submit second/subsequent claims, a

comparison is made between the condition of the claimant and the condition of a normal healthy person of the same age and sex. It is a current assessment and the decision is based on current medical evidence therefore the pension awarded may be reduced in value.

Results: Claim Outcomes (Cont.)

Of the 2,441 supplementary allowance cleared claims during 2017/18, 1,433 (59%) were awarded (Annex A, Table 12, presented by quarter). There were different success rates for each type of allowance for example: 44% of claims for funeral expenses and 68% of claims for allowance for lower standard of occupation (ALSO) were successful.

All claimants can have a decision reviewed by an independent Pension Appeal Tribunal (PAT). Of all the appeals cleared by the PAT during 2017/18, 37% of disablement appeals were successful and 15% of widow(er)s appeals were successful. Appeal success rates were generally lower than other claims since in the majority of cases the original claim outcome resulted from a fair assessment.

Further information on claims cleared and claim outcomes under the WPS are presented in **Annex A, Tables 9 to 13**.

Results: Recipients of a War Pension

This section provides summary statistics on the numbers of disablement pensioners and war widow(er)s in receipt of an ongoing war pension where a payment is paid weekly or monthly as at 31 March each financial year between 2008/09 and 2017/18. Disablement pensioners are those awarded under the WPS at a disablement rate of 20% or higher. War widow(er)s are those awarded under the WPS where their partners' death was caused or substantially hastened by Service.

A **disablement pensioner** is a former member of the UK Armed Forces who is in receipt of an ongoing war pension for a Service attributable injury/illness with a disablement percentage of 20% or above.

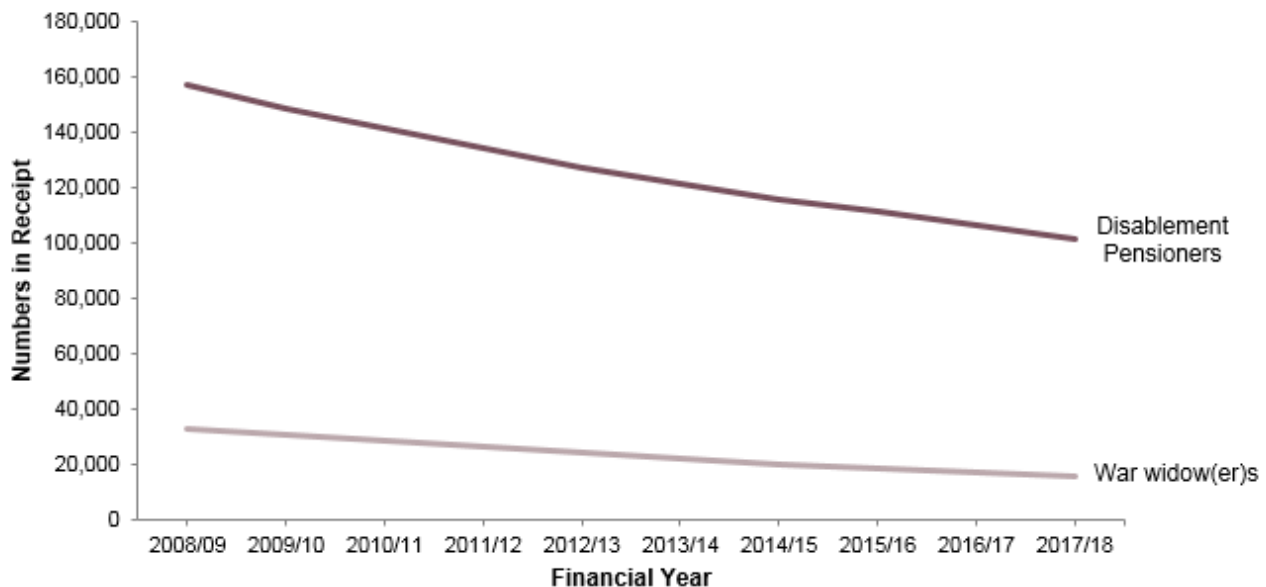
Key Points:

- Annual numbers of disablement pensioners and war widow(er)s in receipt of a war pension have reduced year-on-year since there have been more scheme leavers than joiners. This was due to the older age profile of war pension recipients who were leaving the scheme each year as a result of death and fewer WPS claim registrations each year (since the introduction of the AFCS on 6 April 2005).

As at 31 March 2018 there were 101,630 disablement pensioners and 15,854 war widow(er)s in receipt of an ongoing pension under the WPS (Annex A, Table 14).

Figure 6: Disablement Pensioners and War Widow(er)s in receipt of an ongoing pension, by financial year, numbers

As at 31 March 2009 to as at 31 March 2018



Source: War Pensions Computer System

Annual numbers of disablement pensioners and war widow(er)s in receipt of an ongoing pension under the WPS has decreased year on year since 31 March 2009 (**Figure 6**). The total number of recipients has decreased consistently by 5% each year between 2008/09 and 2017/18. This was the result of the number of pension recipients leaving the scheme remaining higher than the number of successful claimants entering the scheme each year (Annex A, Table 17), primarily a result of Service-attributable injury/illness or death on or after 6 April 2005 having been compensated under the AFCS.

The main reason for the cessation of a pension was death (due to the age profile of disablement pensioners and war widow(er)s as discussed on pages 12-13). Disablement pensioners may also

Results: Recipients of a War Pension (Cont.)

leave the scheme for other reasons such as: failure to draw the pension for one year; refusal to undergo a medical examination or provide medical evidence or; imprisonment. Before 1 April 2015, war widow(er)s' pensions were ceased when they remarried or cohabitated, though following a policy change effective from 1 April 2015, war widow(er)s that previously had their pension ceased due to remarriage were eligible to claim again for a pension. Further information on this policy change can be found in the Background Quality Report.

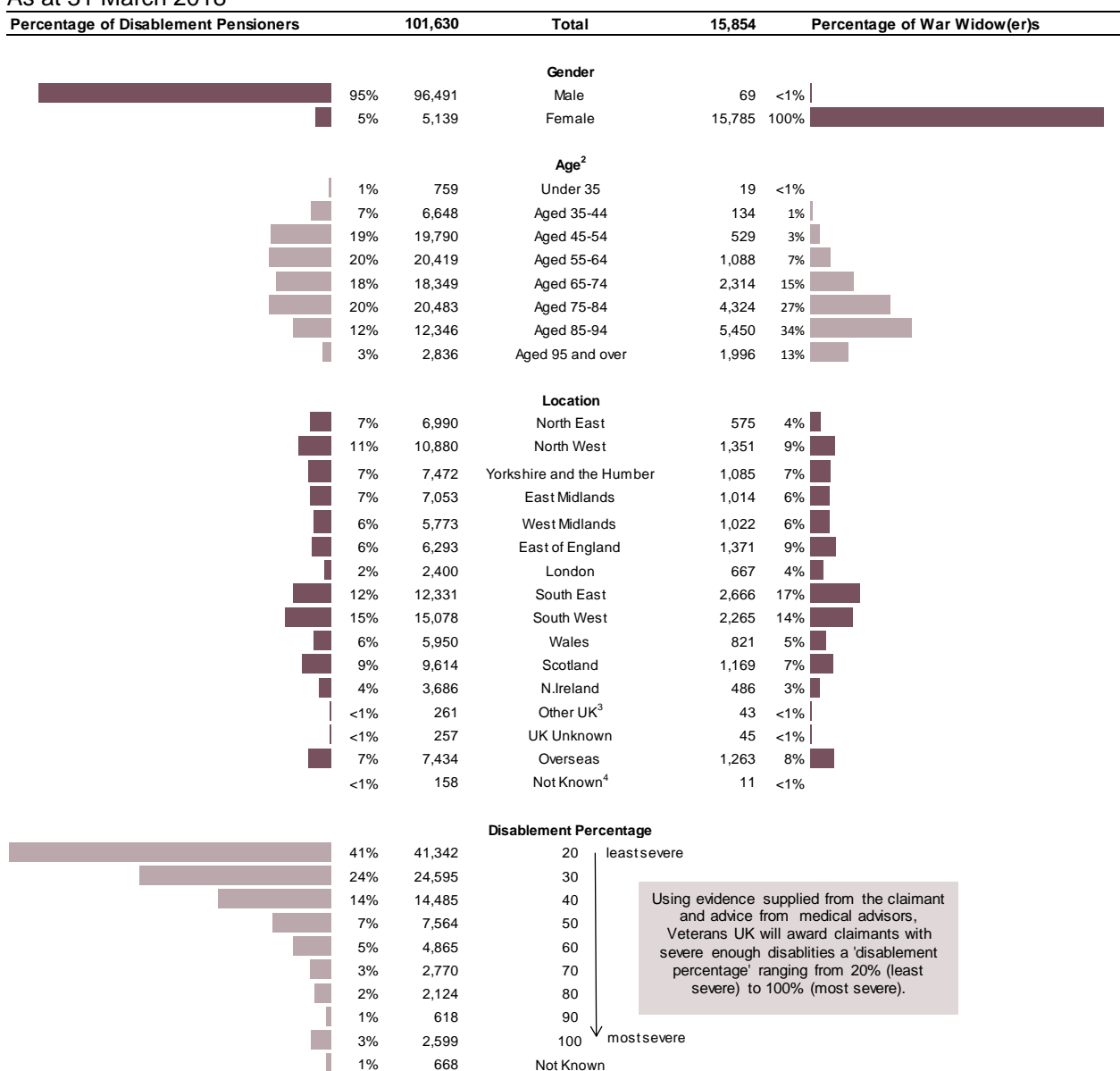
Results: War Pension Recipients' Demographics

This section presents a demographic breakdown of disablement pensioners and war widow(er)s in receipt of an ongoing war pension as at 31 March 2018.

Key Points:

- The majority of disablement pensioners were male (95%) with over a quarter located in the South East and South West of England (27%).
- The majority of war widow(er)s were female (>99%) with almost one-third located in the South East and South West of England (31%).
- Over half (53%) of disablement pensioners and 89% of war widow(er)s were of retirement age (65+), which may be because a claim can only be made after leaving Service and may also be a result of the introduction of the AFCS which compensates for injury/illness/death since 6 April 2005.

Figure 7: Demographic breakdown of all disablement pensioners, numbers, and percentages
As at 31 March 2018



Source: War Pensions Computer System

1 Other UK includes Isle of Man and Channel Islands

2 Percentages may not add up to 100 due to rounding

3 'Not known' consists of those entitled to a disablement pension but with no percentage disability recorded. These include clerical overrides and suspended cases.

Results: War Pension Recipients' Demographics (Cont.)

As at 31 March 2018 The majority of disablement pensioners were male (95%) and over a quarter of disablement pensioners were located in the South East and South West of England (27%) (**Figure 7**), which reflects recent estimates of gender and location profiles of veterans¹. Over half (53%) of disablement pensioners were of retirement age (aged 65+, Figure 7). The older age profile of this cohort may be because a claim can only be made after leaving Service and may also be a result of the introduction of the AFCS which awards compensation for injuries/illnesses on or after 6 April 2005.

Disablement pensioners receive ongoing war pension payments, the amount dependent on the severity of their injury/illness (reflected in their disablement percentage). As at 31 March 2018 almost two thirds (65%) of disablement pensioners were in receipt of a war pension at a disablement percentage of 30% or less (Figure 7).

War widow(er)s compensated for Service-attributable death since 6 April 2005 were awarded under the AFCS. Therefore only 11% of war widow(er)s in receipt of a war pension under the WPS were of working age (under 65, Figure 7) as at 31 March 2018. Nearly all war widow(er)s were female with less than 1% being male (Figure 7). War widow(er)s follow a similar trend to disablement pensioners in terms of where they are located with the highest percentage located in the South East and South West of England (31%).

Further information on recipients of disablement pensioners and war widow(er)s in receipt of a war pension, including trends over time, is presented in **Tables 14 to 20** in **Annex A**.

¹ As published in the MOD Annual Population Survey Statistics: <https://www.gov.uk/government/collections/annual-population-survey-uk-armed-forces-veterans-residing-in-great-britain>

Results: Causes of Disablement

The WPS considers whether a claimant's injury or illness is attributed to Service as a whole. It does not consider specific Service events (such as operational deployment) or exposure that may have led to the claimant's injury/illness. Therefore this information is not captured in the claimant's electronic record.

Information on injuries/illnesses is recorded on the War Pension Computer System (WPCS) in the form of a medical diagnosis code and a free-text medical diagnosis description. The code and description are based on the medical evidence and diagnosis obtained from the GP once a claim has been registered with DBS Veterans UK. Due to the free text nature of this information, it is not possible to provide a full summary of the injuries/illnesses that have been awarded. However records can be interrogated for a specific condition.

Key Points:

- As at 31 March 2018, 14,433 disablement pensioners were in receipt of an ongoing War Pension for a mental health condition related to Service.
- Between 16 December 2015 and 31 March 2018, 204 ex-Service personnel diagnosed with mesothelioma had elected to receive the lump sum payment instead of receiving a regular disablement pension.

Awards for mental health conditions

Due to continued external interest in the numbers of disablement pensioners awarded for mental disorders, specifically post-traumatic stress disorder (PTSD), estimates have been produced for the purposes of this National Statistic.

As at 31 March 2018, 14,433 (14%) disablement pensioners who were in receipt of an ongoing War Pension for a mental health condition related to Service. Of these 7,783 were specifically for post-traumatic stress disorder (PTSD).

Mesothelioma Awards

Since 16 December 2015 veterans who had been diagnosed with diffuse mesothelioma as a result of asbestos exposure through their service in the Armed Forces, have been entitled to receive a lump sum payment of up to £140,000 instead of receiving an ongoing disablement pension. For more information on the mesothelioma lump sum payment please see accompanying Background Quality Report.

As at 31 March 2018, 204 ex-Service personnel diagnosed with mesothelioma had elected to receive the lump sum payment instead of receiving a regular disablement pension. These individuals are additional to disablement pensioners in receipt of a war pension.

Widow(er)s awarded a war pension following the death of their spouse from Service-attributable mesothelioma are included in the war widow(er)s pension recipients figures.

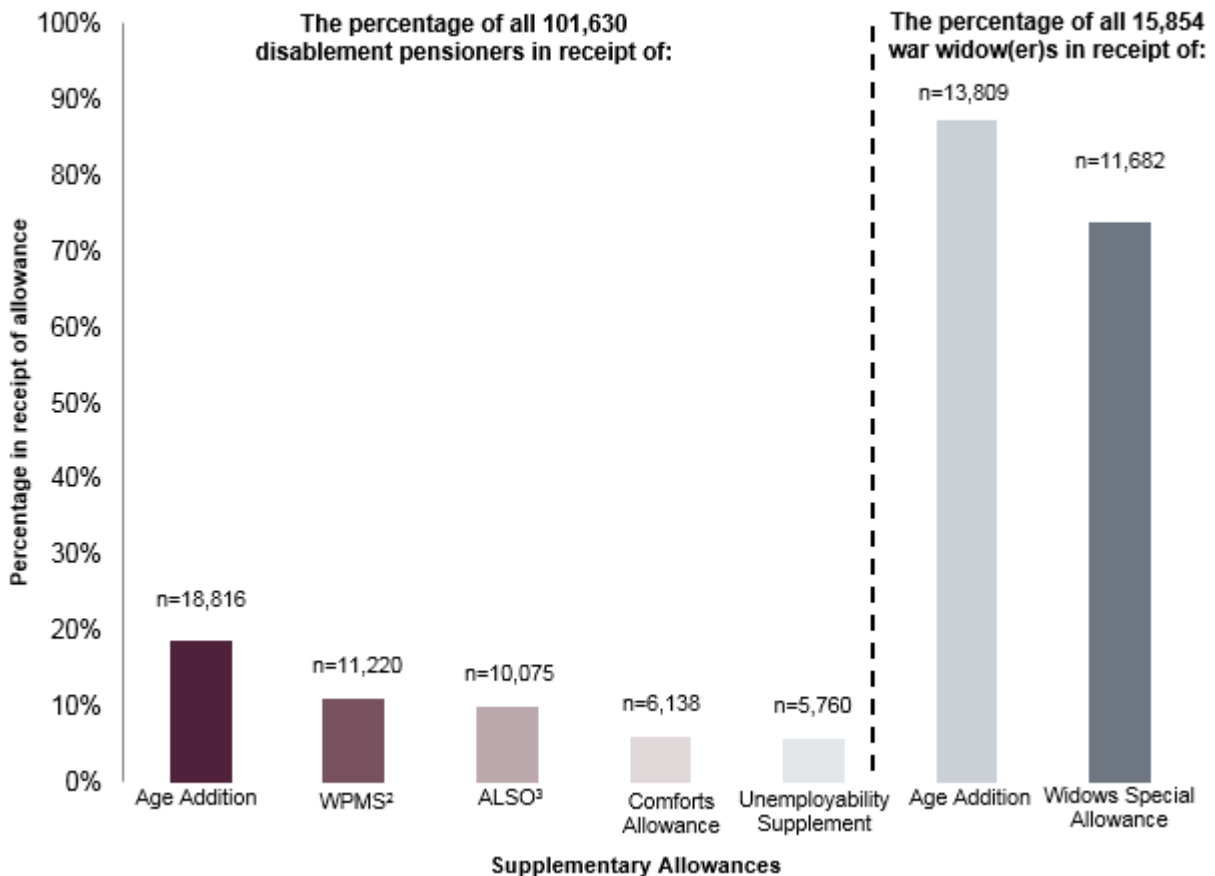
Results: Recipients of Supplementary Allowances

This section provides information on disablement pensioners and war widow(er)s in receipt of supplementary allowances². Supplementary allowances help to provide additional financial support to eligible disablement pensioners and war widow(er)s, and individuals are able to claim for additional support (supplementary allowances) for certain circumstances such as unemployment.

Key Points:

- As at 31 March 2018, 90,400 supplementary allowances were in payment.
- Age addition allowances accounted for the highest number of supplementary allowances with almost 20% of disablement pensioners and almost 90% of war widow(er)s in receipt of an age allowance.

Figure 8: Supplementary allowances¹ in payment, numbers and percentages
As at 31 March 2018



Source: War Pensions Computer System

1. Only the supplementary allowances with the highest number of recipients are presented. There were a further 12,900 supplementary allowances in payment across 16 other allowances which are presented in Annex A, Table 21.

2. War Pensioner's mobility supplement

3. Allowance for Lowered Standard of Occupation

²Part II Awards in respect of disablement: <http://www.legislation.gov.uk/ukxi/2006/606/contents>

Results: Recipients of Supplementary Allowances (Cont.)

As at 31 March 2018, 90,400 supplementary allowances were in payment.

Age addition allowances are paid out from age 65 to disablement pensioners whose disablement is assessed at 40% or more. An Age 80 addition allowance is paid to all disablement pensioners aged 80 or over. The age allowances are made to help a pensioner cope with the increased costs associated with the burden of ageing and having a disablement, rather than any acceptance that the disablement worsens with age. Almost 20% of disablement pensioners and almost 90% of war widow(er)s are in receipt of an age allowance.

Further information on recipients of Supplementary allowances under the WPS are presented in **Tables 21 & 22** in **Annex A**.

Results: Financial amounts paid out under the WPS

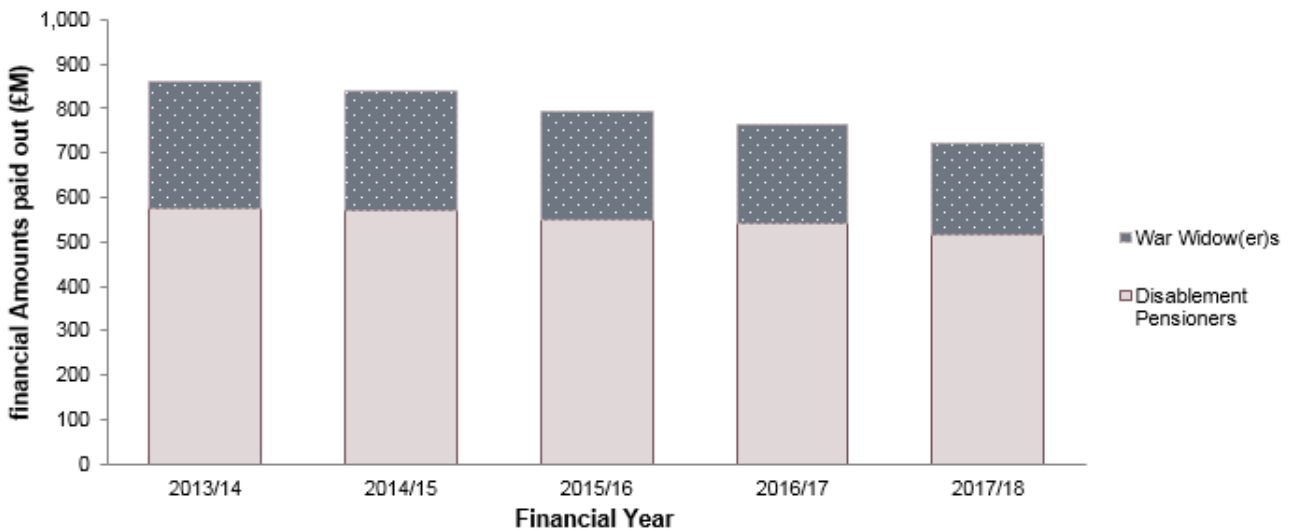
This section provides information on the financial amounts paid out under the War Pensions Scheme during the past five financial years between 2013/14 and 2017/18.

Key Points:

- In 2017/18, £517.0 million was paid out to disablement pensioners (of which £26.6m was paid in lump sum form to compensate for mesothelioma) and £206.2 million was paid out to war widow(er)s.
- The amount paid out under the WPS has decreased by 16% over the last five financial years 2013/14 to 2017/18, reflecting the decreasing numbers in receipt of a war pension and supplementary allowances.

Figure 9: Financial amounts paid out under the War Pensions Scheme, by claim type and financial year, £M

1 April 2013 to 31 March 2018



Source: Veterans UK Finance Team

In 2017/18 £723.2 million was paid out in the form of pensions and supplementary allowances under the WPS. **Annex A, Table 23** provides information on the financial amounts that have been paid out under the WPS each financial year between 2013/14 and 2017/18.

Financial spend on disablement pensioners since 2015/16 includes the mesothelioma lump sum payment (introduced on 16 December 2015), for which, as at 31 March 2018, £26.6 million has been paid to ex-Service personnel in the form of the lump sum payment. For more information on the mesothelioma lump sum payment please see accompanying Background Quality Report.

Of the £723.2 million paid out under the WPS:

- £517.0 million was paid out to disablement pensioners, with the average weekly amount received by each person being £89.12.
- £206.2 million was paid out to war widow(er)s, with the average weekly amount received by each person being £240.80.

The average weekly amount received for disablement pensioners was lower compared to war widow(er)s. The majority of pensions in payment to disablement pensioners were at the lower disablement percentages, which equate to lower financial amounts compared to the standard war widow(er)s' pension rate which compensates for Service attributable death.

Results: Financial amounts paid out under the WPS (Cont.)

The amount paid out under the WPS has decreased by 16% over the last five financial years 2013/14 to 2017/18, reflecting the decreasing numbers in receipt of a war pension and supplementary allowances. In 2017/18 there was a 5% decrease in the amounts paid out under the WPS from the previous financial year (**Figure 9**).

The average weekly supplementary allowance payments to war widow(er)s (£105.29) was also considerably higher than for disablement pensioners (£27.26) as the war widow(er)s' payment was related to a death of a spouse/eligible partner caused by Service (**Annex A, Table 24**).

Further information on claim outcomes under the WPS are presented in **Tables 23 & 24** in **Annex A**.

Results: Methodology

This section provides a brief summary of the methodology and data sources; more detailed information is available in the background quality report for this bulletin.

Data Sources

Figures presented in this bulletin were compiled from data stored on the War Pensions Computer System (WPCS). Defence Statistics receive quarterly data extracts from the WPCS which were used to compile the figures provided. Veterans UK were responsible for ensuring the quality of WPCS data supplied to Defence Statistics.

Defence Statistics receive annual data from the Veterans UK finance team which are used to report on financial information paid out under the WPS.

Defence Statistics receive annual figures from Veterans UK for individuals who have opted to receive the mesothelioma lump sum payment, including the total amount paid out to these individuals under the scheme.

Data Coverage

The data presented include all regular and reserve ex-Service personnel and dependants who have claimed for compensation under the War Pension Scheme between 1 April 2008 and 31 March 2018.

A claimant was eligible for consideration under the WPS where disablement or death has occurred as a result of Service in HM Forces, prior to 6 April 2005. In addition, awards may also be made where disablement or death has occurred as a result of:

- War-time Service in the Naval Auxiliary Service, or the Mercantile Marine
- Service in the Polish Forces under British command during World War Two
- A civilian or a member of a civil defence organisation was the direct result of an injury sustained as a result of enemy action in World War Two.

Claims for injuries/illnesses as a result of Service cannot be made until an individual has left the Services.

Illnesses and injuries awarded under the WPS are recorded in both a free-text field and as a medical diagnosis code. To produce the figures for War Pensions in payment for mental health conditions, records with a medical diagnosis code 4000 to 4008, indicating a mental disorder, were identified. The free-text field was also searched for terms such as 'PTSD', 'psych', 'phobia', 'depression', 'adjustment', 'anxiety', 'panic', 'dysthymic', 'schizophrenia', 'mood disorder', 'substance abuse' and 'mania', as well as any probable misspellings or alternate spellings. As conditions are sometimes spelt incorrectly it was possible that some records with reference to mental health have not been identified. Therefore the figures supplied should be treated as a minimum.

Results: Methodology (Cont.)

Calculation of claim clearance times

Information on WPS claim clearance times has been presented as a median average with an inter-quartile range, rather than a mean average and standard deviation as these statistics were affected less by outliers. An outlier is an observation within a dataset that appears to be inconsistent with the remainder of the dataset.

- The median is the value in the centre of the data set when they are arranged from smallest to largest.
- A quartile is any of three values (first/lower quartile, second quartile (median), third/upper quartile) that divides the sorted (from smallest value to largest value) dataset into four equal parts. The lower quartile (LQ) is the value that at which 25% of the values in the dataset will be below. The upper quartile (UQ) is the value that at which 75% of the values in the dataset will be below.
- The inter-quartile range (IQR) is the range in which the middle 50% of the data points fall (i.e. the distance between the lower and upper quartile). The longer the inter-quartile range the wider the spread of data.

Further information on the techniques used to investigate clearance times can be found in the accompanying Background Quality Report and in **Annex A**.

Glossary

Age 80 addition (NI) (Disablement & Widow(er)): This may be paid to a war disablement pensioner and a war widow(er) aged 80 or over.

Age addition allowance: This may be paid to a war disablement pensioner who is aged 65 or over and whose disablement is assessed at 40% or more. A war widow(er) may receive an additional allowance at age 65 which is increased at age 70. and again at age 80.

Allowance for Lowered Standard of Occupation (ALSO): This may be paid if a disablement pensioner's earning capacity is reduced because their pensioned disablement permanently prevents them following their regular occupation. To gain entitlement new claimants must be under age 65, with a disablement percentage of at least 40%. This allowance plus their basic War Disablement Pension cannot exceed the 100% disablement pension rate.

Appeal: If a claimant is not satisfied with the outcome of any of their claims they may lodge an appeal to an appropriate Tribunal.

Armed Forces Compensation Scheme (AFCS): Compensation scheme for all members of the regular and reserve forces. It provides compensation for all injuries, ill-health and death attributable to service where the cause occurred on or after 6 April 2005.

Awarded 0%: The doctor may decide from the medical evidence that although the condition was caused by Service or wartime experience, if it is not causing the person a problem at the moment then they will be awarded an assessment of nil.

Cleared Claim: A claim is classed as cleared when Veterans UK issue a letter to the claimant informing them of the outcome of their claim or appeal

Comforts Allowance (COMF): This may be paid to a severely disabled pensioner who is receiving Constant Attendance Allowance or Unemployability Supplement or both. It is intended to help with the extra expenses associated with severe disablement.

DBS Veterans UK: Responsible for administering the Armed Forces pension and compensation schemes for those injured or bereaved through service.

Departmental review: A review can be carried out to reassess a case when a condition has been rejected and an award for a war pension has not been made.

Deterioration claims: An application can be made to increase a war pension if an accepted condition has worsened, or, if another condition has made the accepted war pension disablement worse.

Disablement pensioner: Ex-UK Armed Forces Service personnel with an injury/illness as a result of Service with a disablement percentage of 20% or above.

Disablement Percentage: First and second/subsequent claims are assessed by a doctor, and then he/she gives a percentage of up to 100% to dependent on how disabled the person is.

Gratuity Payment: If a disablement is assessed at less than 20%, personnel are paid a lump sum called a gratuity. The amount depends on the extent of the disablement and how long the person is likely to be disabled.

Inter War: Disabled due to service between 1 October 1921 and 2 September 1939.

Pensions Appeal Tribunal (PAT): The PAT hears appeals from all claimants who have disagreed with the decision made by the MOD on the outcome of their claim.

Glossary (Cont.)

Registered Claim: A claim is classed as registered when Veterans UK begin a workflow on the War Pensions Computer System (WPCS) for a claim.

Supplementary Allowance: Everyone in receipt of a War Pension can claim for extra allowances to help with the extra costs of a long-term health condition or disability:

War Pensioner's Mobility Supplement (WPMS): This is intended to help with the mobility costs of a pensioner who is unable to walk, or virtually unable to walk. New claimants must have a service disablement of at least 40%. It is paid to double amputees and to those pensioners who need help getting about because they are both deaf and blind as a result of their pensioned disablement.

War widow(er)'s Special Allowance: This is a Supplementary Pension payable to "pre-1973 war widow(er)s" (the widow(er)s of Service personnel who died or left the services before 31st March 1973, and who did not benefit from the improvements made from that date to the MOD's Armed Forces Pension Scheme).

War Pension Scheme (WPS): No fault compensation scheme for all members of the regular and reserve force. It provides compensation for all injuries, ill-health and death caused or made worse by service from WW1 in 1914 to 5 April 2005. Ex-Service personnel are only eligible to claim once they've left the services.

War widow(er): Spouse of ex-Service person whose death was whilst in Service or related to a disablement due to Service prior to 6 April 2005.

Working day: Any day in which legal business can be conducted. In this report a working day is any day apart from a Saturday, Sunday or bank holiday

For further definitions please see Background Quality Report.

Further Information

Symbols

~	Suppressed (greater than zero or fewer than 3, or secondary suppression – see disclosure control note for details)
r	Revised
p	Provisional
Q1	1 April to 30 June
Q2	1 July to 30 September
Q3	1 October to 31 December
Q4	1 January to 31 March

Disclosure Control

In line with JSP 200 (April 2016), different methods have been applied to ensure individuals are not inadvertently identified dependent on the risk of disclosure. The majority of tables have used the suppression methodology: numbers fewer than three have been suppressed and presented as '~'. Where there was only one cell in a row or column that was fewer than three, the next smallest number has also been suppressed so that numbers cannot simply be derived from totals. Where a higher risk of disclosure was identified due to a high proportion of numbers being suppressed the rounding (Annex A, Table 7) or grouping methodology (Annex A, Tables 14, 18, 19 and 20) has been applied. For the rounding methodology all numbers have been rounded to the nearest five with figures fewer than five being presented as '~'. For the grouping methodology relevant categories have been grouped. If a disclosure control method has been applied to a table, the method is stated in the footnotes. For further information on statistical disclosure control see Background Quality Report.

Revisions

The figures reported for each quarter are based on the War Pensions Computer System data extract as at the end of each quarter, and will be correct as at the time each extract was taken. Previous years/quarters are not recalculated and therefore any update to claim information made on the WPCS after each quarterly snapshot will not be reflected in the report.

Historic data will only be revised if errors are found in the data processing or statistical methods used during their publication. If an error was found all historic data would be revised, based on the quarterly snapshots of data, and Defence Statistics would highlight the error and the impact on the numbers presented.

A processing error was discovered that resulted in the publication of some incorrect figures for first disablement claim clearance times in Table 3, Annex A of the WPS National Statistic as at 31 March 2017. These have since been corrected and any revised figures have been marked with an 'r'. Please note these revisions did not have any impact on the trends presented.

Scheme information

Further information on the AFPS, WPS and AFCS can be found on the Gov.UK website:

AFPS: <https://www.gov.uk/pensions-and-compensation-for-veterans>

WPS and AFCS: <https://www.gov.uk/government/collections/armed-forces-compensation>

Common law compensation: <https://www.gov.uk/government/publications/common-law-claims-policy-division>

Contact Us

Defence Statistics welcome feedback on our statistical products. If you have any comments or questions about this publication or about our statistics in general, you can contact us as follows:

Defence Statistics (Health) Tel: 030 6798 4423

Email: DefStrat-Stat-Health-Hd@mod.gov.uk

If you require information which is not available within this or other available publications, you may wish to submit a Request for Information under the Freedom of Information Act 2000 to the Ministry of Defence. For more information, see:

<https://www.gov.uk/make-a-freedom-of-information-request/the-freedom-of-information-act>

Further Information (Cont.)

Other contact points within Defence Statistics are:

Defence Expenditure Analysis	030 6793 4531	DefStrat-Econ-ESES-PQFOI@mod.gov.uk
Price Indices	030 6793 2100	DefStrat-Econ-ESES-PQFOI@mod.gov.uk
Naval Service Manpower	023 9254 7426	defstrat-stat-navy@mod.gov.uk
Army Manpower	01264 886175	defstrat-stat-army-enquiries@mod.gov.uk
RAF Manpower	01494 496822	defstrat-stat-air@mod.gov.uk
Tri-Service Manpower	020 7807 8896	defstrat-stat-tri-enquiries@mod.gov.uk
Civilian Manpower	020 7218 1359	defstrat-stat-civenquiries@mod.gov.uk
Health Information	030 6798 4423	defstrat-stat-health-pq-foi@mod.gov.uk

Please note that these email addresses may change later in the year.

If you wish to correspond by mail, our postal address is:

Defence Statistics (Health)
Ministry of Defence, Abbey Wood (North)
#6028, Oak, 0, West
Bristol
BS34 8JH

For general MOD enquiries, please call: 020 7218 9000