



Ministry  
of Defence



DE&S Secretariat (Land Equipment

DESSEC-PolSecLE-JSC-WPNS@mod.uk

Defence Equipment & Support  
Maple 0a # 2043  
MOD Abbey Wood  
Bristol BS34 8JH



Via:

14<sup>th</sup> May 2018 Our Ref: FOI2018/05796

Dear [REDACTED],

Thank you for your letter of 27<sup>th</sup> April 2018 requesting the following information:

*Having purchased a number of these tents through your disposals agency we find ourselves in the need of an illustrated parts catalogue for the shelter, general purpose 12 x 12 and 18 x 24 type tents, in order to keep track of damaged parts and sourcing replacements, the priority being we need the NSNs for parts included in the issue kits please.*

I am treating your correspondence as a request for information under the Freedom of Information Act 2000 (FOIA).

A search for the information has now been completed within the Ministry of Defence, and I can confirm that information in scope of your request is held and is attached below.

If you have any queries regarding the content of this letter, please contact this office in the first instance.

If you wish to complain about the handling of your request, or the content of this response, you can request an independent internal review by contacting the Information Rights Compliance team, Ground Floor, MOD Main Building, Whitehall, SW1A 2HB (e-mail [CIO-FOI-IR@mod.gov.uk](mailto:CIO-FOI-IR@mod.gov.uk)). Please note that any request for an internal review should be made within 40 working days of the date of this response.

If you remain dissatisfied following an internal review, you may raise your complaint directly to the Information Commissioner under the provisions of Section 50 of the Freedom of Information Act. Please note that the Information Commissioner will not normally investigate your case until the MOD internal review process has been completed. The Information Commissioner can be contacted at: Information Commissioner's Office, Wycliffe House, Water Lane, Wilmslow, Cheshire, SK9 5AF. Further details of the role and powers of the Information Commissioner can be found on the Commissioner's website at <https://ico.org.uk/>.

Yours sincerely,

DES SEC Pol Sec Land Equipment



**CONDITIONS OF RELEASE**

- 1 This information is released by the UK Government for Defence purposes only.
- 2 This information must be afforded the same degree of protection as that afforded to information of an equivalent security marking originated by the recipient Government or as required by the recipient Government's National Security regulations.
- 3 This information may be disclosed only within the Defence Department of the recipient Government, except as otherwise authorised by the Ministry of Defence (Army).
- 4 This information may be subject to privately owned rights.

**SHELTER, GENERAL PURPOSE  
7.3 M x 5.5 M (24 FT x 18 FT) MK 2**

**NSN 8340-99-891-0224**

**ILLUSTRATED PARTS CATALOGUE (IPC)**

THIS DOCUMENT IS THE PROPERTY OF HER BRITANNIC MAJESTY'S GOVERNMENT, and is issued for the information of such persons only as need to know its contents in the course of their official duties. Any person finding this document should hand it to a British forces unit or to a police station for its safe return to the MINISTRY OF DEFENCE, D Def Sy, MAIN BUILDING, WHITEHALL, LONDON SW1A 2HB, with particulars of how and where found. THE UNAUTHORISED RETENTION OR DESTRUCTION OF THIS DOCUMENT MAY BE AN OFFENCE UNDER THE OFFICIAL SECRETS ACTS OF 1911-1989. (When released to persons outside Government service, this document is issued on a personal basis and the recipient to whom it may be entrusted in confidence, within the provisions of the Official Secrets Acts 1911-1989, is personally responsible for its safe custody and for seeing that its contents are disclosed only to authorized persons).

Sponsored for use

in the

**UNITED KINGDOM MINISTRY OF DEFENCE AND ARMED FORCES**

by the

**DEFENCE EQUIPMENT AND SUPPORT ORGANISATION**

AMENDMENT RECORD

Amdt No	Incorporated By (Signature)	Date
1		
2		
3		
4		
5		
6		
7		
8		
9		
10		
11		
12		
13		
14		
15		
16		
17		
18		
19		
20		
21		
22		
23		
24		
25		
26		
27		
28		
29		
30		
31		

Amdt No	Incorporated By (Signature)	Date
32		
33		
34		
35		
36		
37		
38		
39		
40		
41		
42		
43		
44		
45		
46		
47		
48		
49		
50		
51		
52		
53		
54		
55		
56		
57		
58		
59		
60		
61		
62		

**CONTENTS**

	Page
<b>PRELIMINARY MATERIAL</b>	
Front cover (title page) .....	(i)/(ii)
Amendment record sheet .....	(iii)/(iv)
Contents (this list) .....	(v)
PREFACE .....	(vi)
Introduction .....	(vi)
Instructions for use by Units .....	(vi)
Initial issues .....	(vi)
In lieu items .....	(vii)
General Notes .....	(vii)
Amendments .....	(vii)
Indentations .....	(vii)
Related and associated publications .....	(vii)
Related publications .....	(vii)
Associated publications .....	(viii)
Abbreviations .....	(ix)
Warnings and Cautions .....	(xii)
Comment on AESP .....	Final leaf

**ILLUSTRATED PARTS CATALOGUE**

Chapter

1	General Information
2	Parts List
2-1	Main items
2-2	Insulation pack
3	Indexes
3-1	Index of NATO Stock Numbers to Chapter, Figure and Item Numbers
3-2	Index of Manufacturers Part/drawing Numbers to Chapter, Figure and Item Numbers
3-3	Not issued
3-4	Not issued

**PREFACE**

Sponsor: DE&S OIP  
Publication Agency: DE&S JSC SCM EngTLS-TD-Pol

**INTRODUCTION**

- 1 Service users should forward any comments on this publication through the channels prescribed in AESP 0100-P-011-013. An AESP Form 10 is provided at the end of the preliminary pages; it should be photocopied and used for forwarding comments on this AESP.
- 2 AESPs are issued under Defence Council authority and where AESPs specify action to be taken, the AESP will of itself be sufficient authority for such action and also for the demanding of the necessary stores, subject to the provisions of Para 3 below.
- 3 The subject matter of this publication may be affected by Defence Instruction Notices (DINs), Standing Operating Procedures (SOPs) or by local regulations. When any such Instruction, Order or Regulation contradicts any portion of this publication it is to be taken as the overriding authority.
- 4 The subject matter of this publication details information specific to Shelter, General Purpose 7.3 M x 5.5 M (24 ft x 18 ft) MK 2
- 5 This Illustrated Parts catalogue (IPC) is designed as an aid to the identification of components, parts or assemblies of parts of the equipment and to provide information necessary for demanding spares.
- 6 This CES may list some or all of the parts comprising the equipment concerned, but only those parts assigned a NATO Stock Number, Service Catalogue or Reference Number will normally be available as spares. Should there be a requirement for an item not assigned a number, demands may be submitted quoting the AESP, Item Number, Figure Reference and Item Name. Where a manufacturers reference is known, this should also be quoted.

**Instructions for use by Units**

- 7 Detailed instructions for use by Units are given in JSP336.

**Initial issues**

- 8 Initial issues as detailed below:
  - 8.1 One copy of the IPC will be attached to the Unit's copy of the issue voucher and one further copy to accompany every equipment.
  - 8.2 Deficiencies (if any) will be enfaced on the covering issue voucher by reference to the Serial Number of the items listed in the simple IPC.
  - 8.3 'To follow' vouchers will not be created.
  - 8.4 All items listed in the IPC can be issued separately. If any listed herein becomes unserviceable it should be extracted and exchanged and the equipment retained pending receipt. Transfers between equipment holders should normally be complete to IPC.

**In lieu items**

- 9 Authorised 'In lieu' items held against this IPC will not be replaced until such time as they are no longer serviceable. When replacement becomes necessary the correct item, as listed in the IPC, will be demanded.

**General Notes**

10 Certain items may be annotated as follows:

10.1 (C) – This code indicates the Accounting Classification of the item. C (Consumable) items are formally received and issued for consumption.

10.2 (X) – ESSENTIAL ITEMS without which the RLC will not issue the equipment.

10.3 (P) – This code indicates the Accounting Classification of the item. P (Permanent) are subject to formal condemnation action (AFG1043).

10.4 (NI) – (Not illustrated) when appearing with a number in the 'Fig Item' column indicates that the item is not illustrated.

10.5 (NIV) – (Not in Vocabulary) indicates that the item is not available within the Stores System.

**Amendment**

11 Amendments to the catalogue will be published as and when necessary. The amendments will be numbered consecutively, and the Amendment record sheet is to be completed for each amendment list embodied. New or amended material will be highlighted by side lining to show the extent of the amendment.

**Indentations**

12 Items are listed in a logical assembly/disassembly order and are indented by the 'Dot System' in which each 'dot' depicts the relationship of the item to the main assembly.

**MAIN ASSEMBLY**

Attaching parts for main assembly.

. FIRST LEVEL OF BREAKDOWN (Sub-assembly or part of main assembly)  
. Attaching parts for first level.

. . SECOND LEVEL OF BREAKDOWN (Sub-sub-assembly or detail part of  
Sub-assembly)  
. . Attaching parts for second level.

**Description**

13 The item Description and Annotation Block is also to convey additional information to the IPC user, which will appear in brackets i.e. related location detail, e.g. another AESP or Chapter/Item within this AESP.

**RELATED AND ASSOCIATED PUBLICATIONS****Related publications**

14 The octad for the subject equipment consists of all the categories shown in Table 1. All references are prefixed with the first eight digits of this publication. The availability of the publications can be checked by reference to the relevant Group Index in AESP 0100-A-001-013.

**TABLE 1 RELATED PUBLICATIONS**

Category/Sub-Category		Information Level				
		1 User/Operator	2 Unit Maintenance	3 Field Maintenance	4 Base Maintenance	
1	0	Purpose and Planning Information	101	101	101	101
	1	Equipment Support Policy Directives	*	*	*	*
2	0	Operating Information	201	*	*	*
	1	Aide Memoire	*	*	*	*
	2	Training Aids	*	*	*	*
3		Technical Description	*	*	*	*
4	1	Installation Instructions	*	*	*	*
	2	Preparation for Special Environments	*	*	*	*
5	1	Failure Diagnosis	*	*	*	*
	2	Repair Instructions	*	*	*	*
	3	Inspection Standards	*	*	*	*
	4	Calibration Procedures	*	*	*	*
6		Maintenance Schedules	201	*	*	*
7	1	Illustrated Parts Catalogues	711	711	711	711
	2	Commercial Parts Lists	*	*	*	*
	3	Complete Equipment Schedule, Production		*	*	*
	4	Complete Equipment Schedule, Service Edition (Simple Equipment)	741	741	741	741
	5	Complete Equipment Schedule, Service Edition (Complex Equipment)	*	*	*	*
8	1	Modification Instructions	*	*	*	*
	2	General Instructions, Special Technical Instructions and Servicing Instructions	*	*	*	*
	3	Service Engineered Modification Instructions (RAF only)	*	*	*	*

\* Category/Sub-category not published.

**Associated publications**

15 The following publications are associated with this AESP octad.

<u>Reference</u>	<u>Title</u>
NONE	

**ABBREVIATIONS**

16 The following abbreviations are used in this AESP.

<u>Abbreviation</u>	<u>Nomenclature</u>
AESP	Army Equipment Support Publication
IPC	Illustrated Parts Catalogue
DIN	Defence Instruction Notices
NI	Not Illustrated
NIV	Not In Vocabulary
SOP	Standard Operating Procedures



**WARNINGS AND CAUTIONS**

**HAZARDOUS SUBSTANCES**

17 Before using any hazardous substances or material, the user must be conversant with the safety precautions and first aid instructions:

- 17.1 On the label of the container it was supplied in.
- 17.2 On the material Safety Data Sheet.
- 17.3 In local Safety Orders and Regulations.

**WARNING**

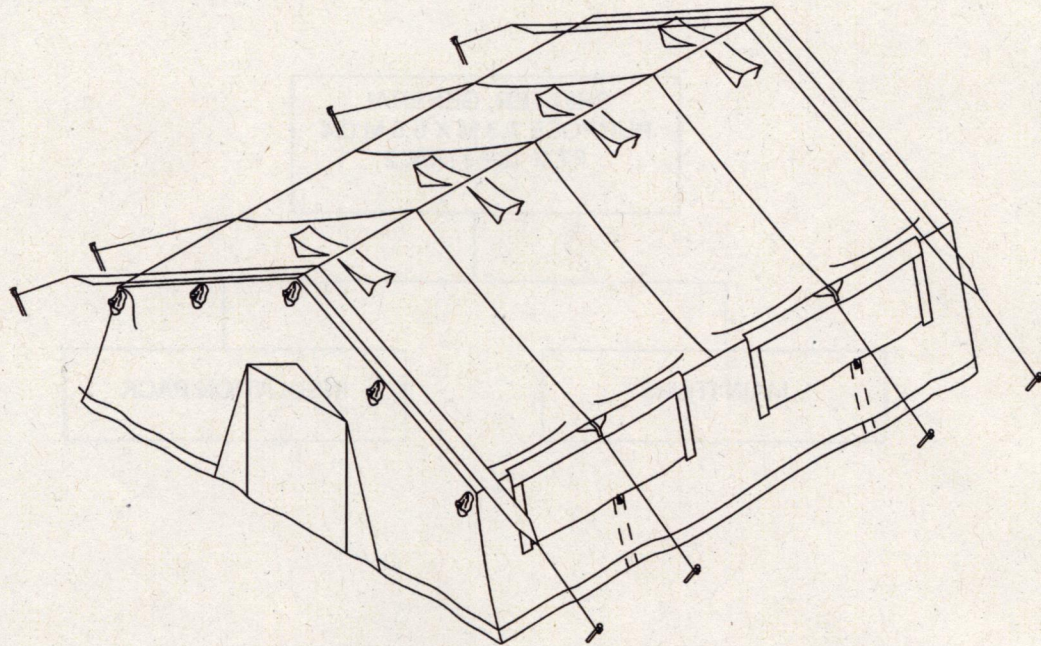
**PERSONNEL INJURY/HEAVY WEIGHT. MINIMUM PERSONNEL NUMBERS REQUIRED TO LIFT OR MOVE EACH SHELTER SHOULD BE OBSERVED.**

CHAPTER 1

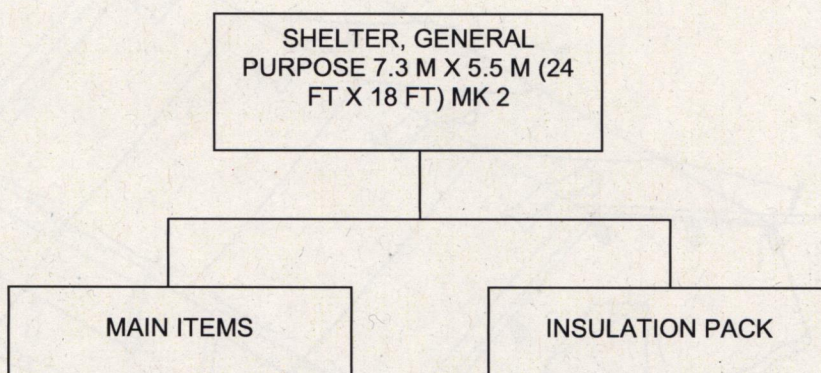
GENERAL INFORMATION

CONTENTS

	Page
Frontispiece .....	1
Family Tree .....	2
Index of Main Assemblies .....	3/4



Frontispiece Shelter, General Purpose 7.3 m x 5.5 m (24 ft x 18 ft) Mk 2



Family Tree

CES

Fig. No Item No	DMC NSCM	Army NSN Part Number	Item Description and Annotations	No Off D of Q	Quantity of Issue
0	J11	8340-99-891-0224	SHELTER, GENERAL PURPOSE 7.3 M X 5.5 M (24 FT X 18 FT) MK 2	1	
1		8340-99-891-0224	MAIN ITEMS (SEE CHAPTER 2-1)	N/A	
2		8340-99-994-5836	INSULATION PACK (SEE CHAPTER 2- 2)		

**CHAPTER 2**

**PARTS LIST**

**CONTENTS**

Chapter

- 2-1 Main items
- 2-2 Insulation Pack

**CHAPTER 2-1**

**ILLUSTRATED PARTS CATALOGUE (IPC)**

**MAIN ITEMS**

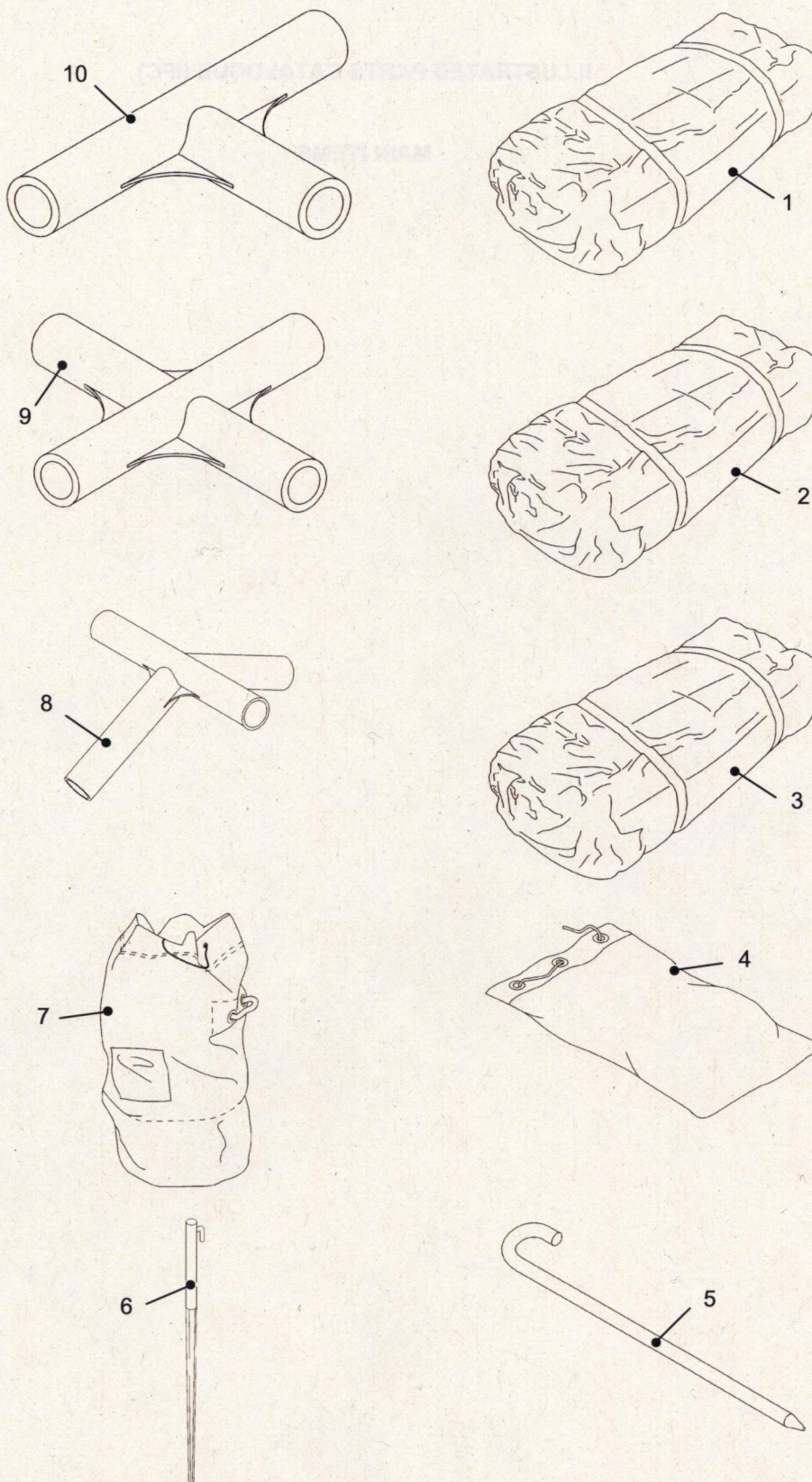


Fig 1 sheet 1 Tent, Shelter, General Purpose 7.3 m x 5.5 m (24 ftx 18 ft) Mk 2

CES

Fig. No Item No	DMC NSCM	Army NSN Part Number	Item Description and Annotations	No Off D of Q	Quantity on Issue
1 0	J11	8340-99-891-0224	SHELTER, GENERAL PURPOSE 7.3 m x 5.5 m (24 ftx 18 ft) Mk 2	REF	
1	J11	8340-99-212-1648	. VALISE, TENT	3 EA	
2A	J11	8340-99-363-9884	. END SECTION MK 2	2 EA	
2B	J11	8340-99-199-9740	. DUAL ATTACHMENT END SECTION (Alternative to 8340-99-363-9884 for porch or passageway)	2 EA	
3	J11	8340-99-344-9086	. ROOF AND WALLS SECTION MK 2	2 EA	
4	J11	8340-99-120-7745	. CONTAINER, TENT PIN	2 EA	
5	J11	8340-99-137-3895	. . PIN, TENT 400 MM STEEL	28 EA	
6	J11	8340-99-132-0028	. . PIN, TENT 300 MM STEEL	30 EA	
NI	J11	8340-99-943-9052	. . PIN, TENT 18 in STEEL	30 EA	
7	J11	8340-99-496-6292	. BAG, TENT FRAME BRACKETS	1 EA	
8	J11	8340-99-132-0008	. . RIDGE AND EAVES, BRACKET	15 EA	
9	J11	8340-99-132-0009	. . PURLIN, BRACKET	10 EA	
10	J11	8340-99-132-0010	. . BASE, BRACKET	10 EA	



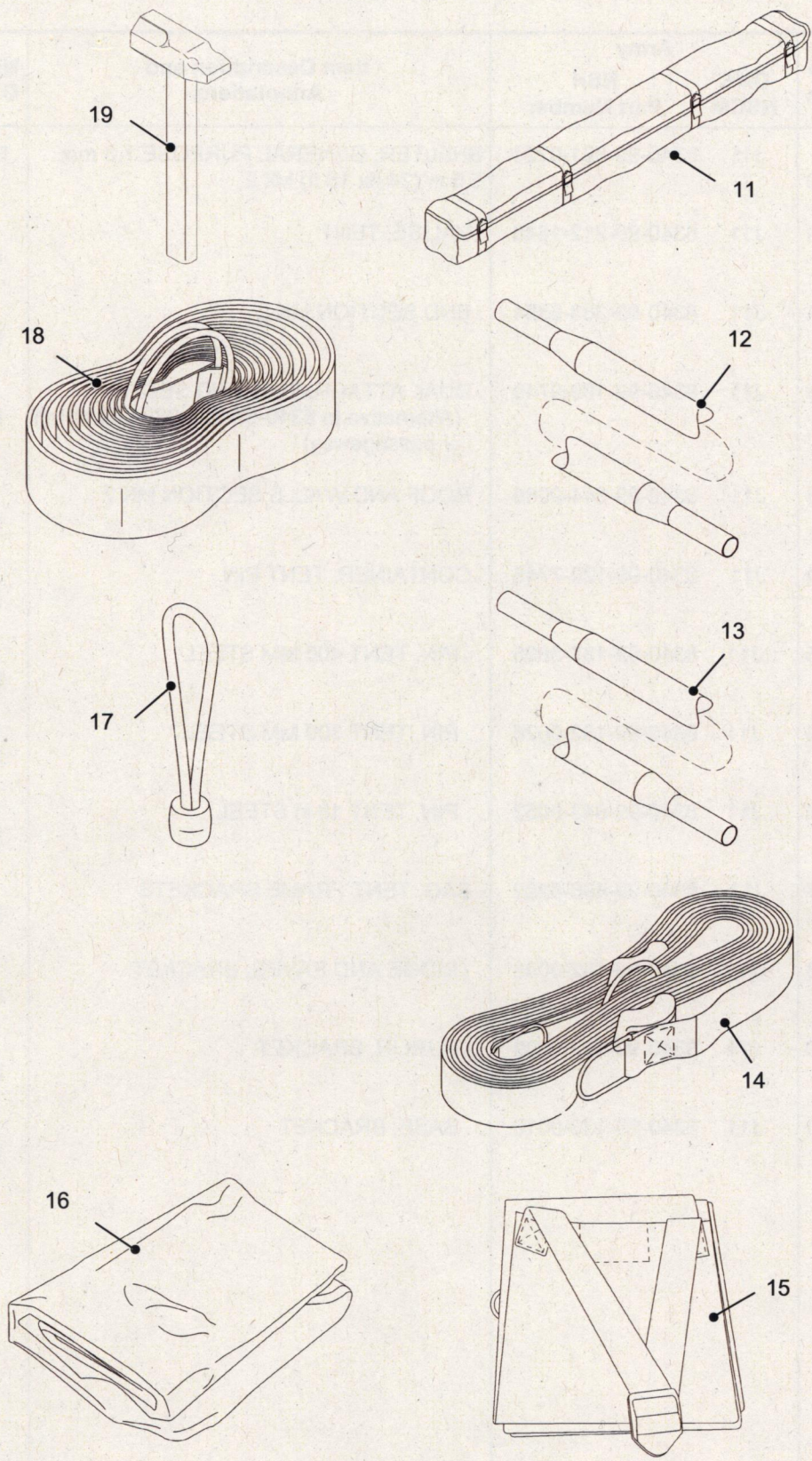


Fig 1 sheet 2 Tent, Shelter, General Purpose 7.3 m x 5.5 m (24 ftx 18 ft) Mk 2

Fig. No Item No	Army		Item Description and Annotations	No Off D of Q	Quantity on Issue
	DMC NSCM	NSN Part Number			
11	J11	8340-99-943-1158	. BAG, TENT FRAME POLES	2 EA	
12	J11	8340-99-132-0006	. . UNIVERSAL MEMBER, 6 FT	48 EA	
13	J11	8340-99-132-0007	. . UNIVERSAL MEMBER, 3 FT	10 EA	
14	J11	8340-99-126-4530	. END GUY, QUICK RELEASE	2 EA	
15	J11	8340-99-575-0778	. OVERSTRAP	1 EA	
16	J11	8340-99-196-7832	. GOUNDSHEET 24 FT X 18 FT	1 EA	
17	J11	8340-99-865-3035	. TENSIONER, LINER AND GOUNDSHEET	24 EA	
18	F1	8340-99-326-5994	. STRAP, BASE RESTRAINT	5 EA	
19	J11	5120-99-910-4703	. HAMMER, HAND	1 EA	

CHAPTER 2-2

COMPLETE EQUIPMENT SCHEDULE

INSULATION PACK

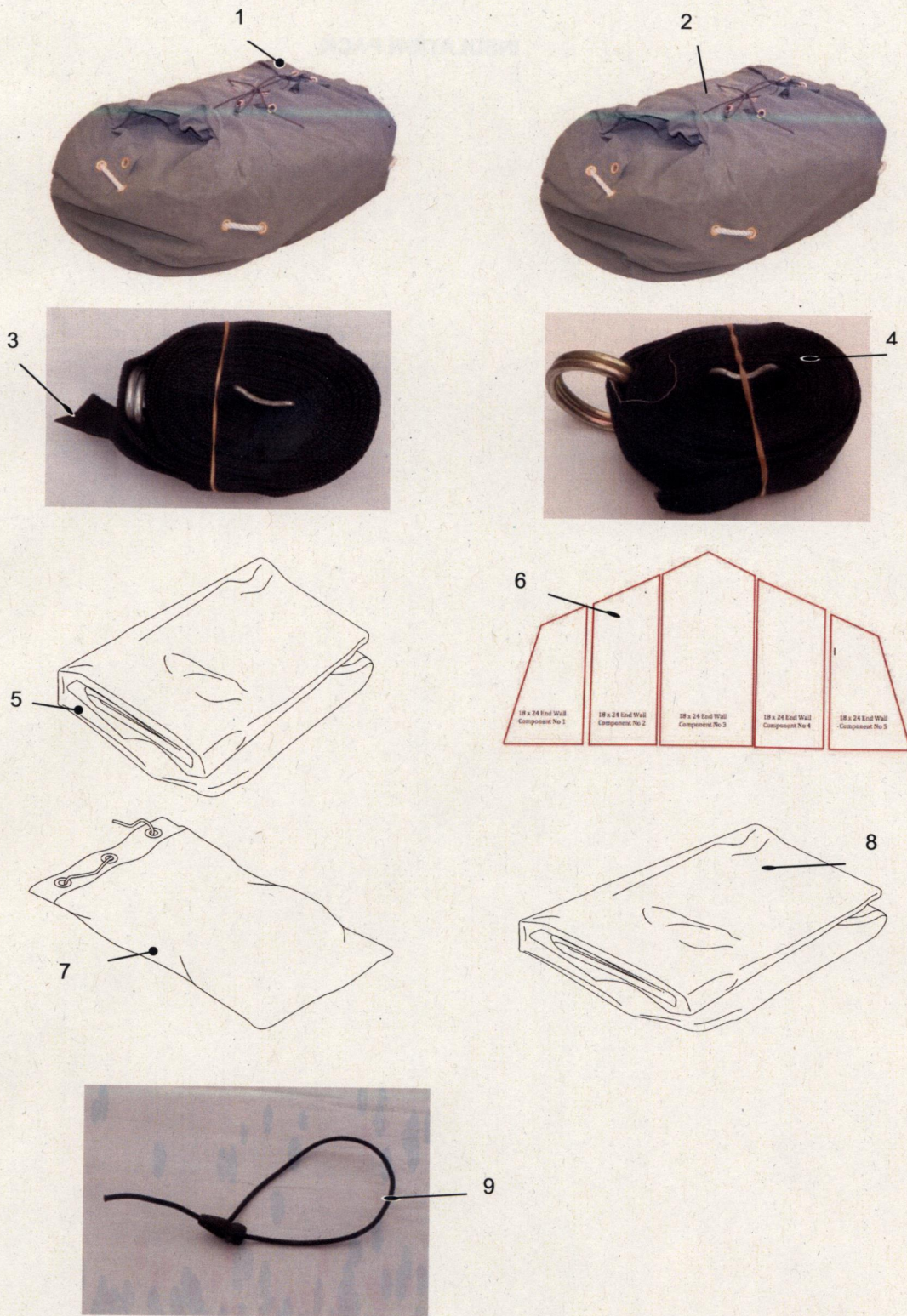


Fig 2 sheet 1 Tent, Insulation, General Purpose 7.3 m x 5.5 m (24 ft x 18 ft) Mk 2

CES

Fig. No Item No	DMC NSCM	Army NSN Part Number	Item Description and Annotations	No Off D of Q	Quantity on Issue
2	0	J11 8340-99-994-5836	INSULATION PACK	REF	
	1	J11 8105-99-351-4536	BAG TRANSIT & STORAGE INSULATION 1 PIECE ROOF	1 EA	
	2	J11 8105-99-216-3569	BAG TRANSIT & STORAGE INSULATION	2 EA	
	3	J11 8340-99-339-5439	STRAP, ADJUSTABLE ROOF RESTRAINT	2 EA	
	4	J11 8340-99-425-9476	STRAP, ADJUSTABLE, INSULATION SUPPORT	4 EA	
	5	J11 8340-99-464-4712	INSULATION PANEL, ROOF	1 EA	
	6	J11 8340-99-447-9990	INSULATION PANEL, END WALL MK 3	2 EA	
	6	J11 8340-99-269-4245	COMPONENT NO 1 INSULATION PANEL, END WALL MK 3	2 EA	
	6	J11 8340-99-299-1066	COMPONENT NO 2 INSULATION PANEL, END WALL MK 3	2 EA	
	6	J11 8340-99-410-5250	COMPONENT NO 3 INSULATION PANEL, END WALL MK 3	2 EA	
	6	J11 8340-99-553-9009	COMPONENT NO 4 INSULATION PANEL, END WALL MK 3	2 EA	
	6	J11 8340-99-870-2567	COMPONENT NO 5 INSULATION PANEL, END WALL MK 3	2 EA	
	7	J11 8105-99-474-7838	BAG, TRANSIT & STORAGE STRAP SET, GS SHELTER VARIOUS	1 EA	
	NI	J11 8340-99-727-5223	SIDE WALL INSULATION PANEL	4 EA	
	8	J11 8340-99-985-9678	COMPONENT No 1 INSULATION PANEL, SIDE WALL MK 3	16 EA	
	NI	J11 8340-99-398-7468	COMPONENT No 2 HVAC INSULATION PANEL, SIDE WALL MK 3	1 EA	
	9	J11 4020-99-908-8176	TENSIONER,	150 EA	

**CHAPTER 3**

**INDEXES**

**CONTENTS**

Para

- 1 Introduction

Chapter

- 3-1 Index of NATO stock numbers to chapter, figure and item numbers
- 3-2 Index of manufacturers' part/drawing numbers to chapter, figure and item numbers
- 3-3 Not issued
- 3-4 Not issued

**INTRODUCTION**

- 1 This Chapter identifies the indexes provided in support to the main parts list

**CHAPTER 3-1**

**INDEX OF NATO STOCK NUMBERS  
TO  
CHAPTER, FIGURE AND ITEM NUMBERS**

**CONTENTS**

	Page
Index pages .....	3/4

**INDEX OF NATO STOCK NUMBERS  
TO  
CHAPTER, FIGURE AND ITEM NUMBERS**

NATO STOCK NUMBER	CHAPTER 2-SUB-CHAP	FIG & ITEM	NATO STOCK NUMBER	CHAPTER 2-SUB-CHAP	FIG & ITEM
8340-99-891-0224	2-1	1-1			
8340-99-363-9884	2-1	1-2A			
8340-99-199-9740	2-1	1-2B			
8340-99-344-9086	2-1	1-3			
8340-99-120-7745	2-1	1-4			
8340-99-496-6292	2-1	1-7			
8340-99-943-1158	2-1	1-11			
8340-99-126-4530	2-1	1-14			
8340-99-575-0778	2-1	1-15			
8340-99-212-1648	2-1	1-1			
8340-99-196-7832	2-1	1-16			
8340-99-973-9022	2-1	1-17			
8340-99-865-3035	2-1	1-18			
8340-99-326-5994	2-1	1-19			
5120-99-910-4703	2-1	1-20			
8340-99-137-3895	2-1	1-5			
8340-99-132-0028	2-1	1-6			
8340-99-132-0006	2-1	1-12			
8340-99-132-0007	2-1	1-13			
8340-99-132-0008	2-1	1-8			
8340-99-132-0009	2-1	1-9			
8340-99-132-0010	2-1	1-10			
8340-99-994-5836	2-2	2-0			
8105-99-351-4536	2-2	2-1			
8105-99-216-3569	2-2	2-2			
8340-99-339-5439	2-2	2-3			
8340-99-425-9476	2-2	2-4			
8340-99-464-4712	2-2	2-5			
8340-99-447-9990	2-2	2-6			
8340-99-269-4245	2-2	2-6			
8340-99-299-1066	2-2	2-6			
8340-99-410-5250	2-2	2-6			
8340-99-553-9009	2-2	2-6			
8340-99-870-2567	2-2	2-6			
8105-99-474-7838	2-2	2-7			
8340-99-727-5223	2-2				
8340-99-985-9678	2-2	2-8			
8340-99-398-7468	2-2				
4020-99-908-8176	2-2	2-9			



CHAPTER 3-2

INDEX OF MANUFACTURERS' PART/DRAWING NUMBERS

TO

CHAPTER, FIGURE AND ITEM NUMBERS

CONTENTS

	Page
Index pages .....	3/4

**INDEX OF MANUFACTURERS' PART/DRAWING NUMBERS**

**TO**

**CHAPTER, FIGURE AND ITEM NUMBERS**

<b>MANUFACTURERS PART OR DWG NUMBERS</b>	<b>CHAPTER 2- SUB-CHAP</b>	<b>FIG &amp; ITEM</b>	<b>MANUFACTURERS PART OR DWG NUMBERS</b>	<b>CHAPTER 2- SUB-CHAP</b>	<b>FIG &amp; ITEM</b>

**COMMENT(S) ON AESP\***

To: OIP  
 Defence Equipment and Support  
 Spruce 3a # 1303  
 MOD Abbey Wood  
 Bristol BS34 8JH

From: .....  
 .....  
 .....

<b>Senders Reference</b>	<b>BIN Number</b>	<b>Date</b>
<b>AESP* Title: ILLUSTRATED PARTS CATALOGUE (IPC)</b>		
<b>Chapter(s)/Instruction</b>	<b>Page(s)/Paragraph(s)</b>	
If you require more space please use the reverse of this form or a separate piece of paper. <b>Comment(s):</b>   		

Signed: ..... Telephone No: .....  
 Name (Capitals): ..... Rank/Grade: ..... Date: .....  
 ✂ .....

**FOR AESP\* SPONSOR USE ONLY**

To: ..... From: .....  
 .....  
 .....

Thank you for commenting on AESP 8340-C-114-711

Your reference: ..... Date: .....

<b>Action is being taken to:</b>	<b>Tick</b>	<b>Tick</b>
Issue a revised/amended AESP*		Under investigation
Incorporate comment(s) in future amendments		No action required
<b>Remarks</b>   		

Signed: ..... Telephone No: .....  
 Name (Capitals): ..... Rank/Grade: ..... Date: .....

\* AESP or EMER



**CONDITIONS OF RELEASE**

- 1 This information is released by the UK Government for Defence purposes only.
- 2 This information must be afforded the same degree of protection as that afforded to information of an equivalent security marking originated by the recipient Government or as required by the recipient Government's National Security regulations.
- 3 This information may be disclosed only within the Defence Department of the recipient Government, except as otherwise authorised by the Ministry of Defence (Army).
- 4 This information may be subject to privately owned rights.

**SHELTER, GENERAL PURPOSE  
3.6 M x 3.6 M (12 FT x 12 FT) Mk 2**

**NSN 8340-99-984-7785**

**ILLUSTRATED PARTS CATALOGUE (IPC)**

~~THIS DOCUMENT IS THE PROPERTY OF HER BRITANNIC MAJESTY'S GOVERNMENT, and is issued for the information of such persons only as need to know its contents in the course of their official duties. Any person finding this document should hand it to a British forces unit or to a police station for its safe return to the MINISTRY OF DEFENCE, D Def Sy, MAIN BUILDING, WHITEHALL, LONDON SW1A 2HB, with particulars of how and where found. THE UNAUTHORISED RETENTION OR DESTRUCTION OF THIS DOCUMENT MAY BE AN OFFENCE UNDER THE OFFICIAL SECRETS ACTS OF 1911-1989. (When released to persons outside Government service, this document is issued on a personal basis and the recipient to whom it may be entrusted in confidence, within the provisions of the Official Secrets Acts 1911-1989, is personally responsible for its safe custody and for seeing that its contents are disclosed only to authorized persons).~~

Sponsored for use

in the

**UNITED KINGDOM MINISTRY OF DEFENCE AND ARMED FORCES**

by the

**DEFENCE EQUIPMENT AND SUPPORT ORGANISATION**

AMENDMENT RECORD

Amdt No	Incorporated By (Signature)	Date
1		
2		
3		
4		
5		
6		
7		
8		
9		
10		
11		
12		
13		
14		
15		
16		
17		
18		
19		
20		
21		
22		
23		
24		
25		
26		
27		
28		
29		
30		
31		

Amdt No	Incorporated By (Signature)	Date
32		
33		
34		
35		
36		
37		
38		
39		
40		
41		
42		
43		
44		
45		
46		
47		
48		
49		
50		
51		
52		
53		
54		
55		
56		
57		
58		
59		
60		
61		
62		

**CONTENTS**

	Page
<b>PRELIMINARY MATERIAL</b>	
Front cover (title page) .....	(i)/(ii)
Amendment record sheet .....	(iii)/(iv)
Contents (this list) .....	(v)
<b>PREFACE</b> .....	(vi)
Introduction .....	(vi)
Instructions for use by Units .....	(vi)
Initial issues .....	(vi)
In lieu items .....	(vii)
General Notes .....	(vii)
Amendments .....	(vii)
Indentations .....	(vii)
Related and associated publications .....	(vii)
Related publications .....	(vii)
Associated publications .....	(viii)
Abbreviations .....	(ix)
Warnings and Cautions .....	(xii)
Comment on AESP .....	Final leaf

**COMPLETE EQUIPMENT SCHEDULE (CES)**

Chapter

1	IPC
2	General Information
2-1	Main items
2-2	Insulation Pack
3	Indexes
3-1	Index of NATO Stock Numbers to Chapter, Figure and Item Numbers
3-2	Index of Manufacturers Part/drawing Numbers to Chapter, Figure and Item Numbers
3-3	Not issued
3-4	Not issued

**PREFACE**

Sponsor: DE&S OIP  
Publication Agency: DE&S JSC SCM EngTLS-TD-Pol

**INTRODUCTION**

1 Service users should forward any comments on this publication through the channels prescribed in AESP 0100-P-011-013. An AESP Form 10 is provided at the end of the preliminary pages; it should be photocopied and used for forwarding comments on this AESP.

2 AESPs are issued under Defence Council authority and where AESPs specify action to be taken, the AESP will of itself be sufficient authority for such action and also for the demanding of the necessary stores, subject to the provisions of Para 3 below.

3 The subject matter of this publication may be affected by Defence Instruction Notices (DINs), Standing Operating Procedures (SOPs) or by local regulations. When any such Instruction, Order or Regulation contradicts any portion of this publication it is to be taken as the overriding authority.

4 The subject matter of this publication details information specific to Tent, Shelter, General Purpose 3.6 m X 3.6 m (12 FT X 12 FT) Mk 2.

5 This Illustrated Parts catalogue (IPC) is designed as an aid to the identification of components, parts or assemblies of parts of the equipment and to provide information necessary for demanding spares.

6 This CES may list some or all of the parts comprising the equipment concerned, but only those parts assigned a NATO Stock Number, Service Catalogue or Reference Number will normally be available as spares. Should there be a requirement for an item not assigned a number, demands may be submitted quoting the AESP, Item Number, Figure Reference and Item Name. Where a manufacturers reference is known, this should also be quoted.

**Instructions for use by Units**

7 Detailed instructions for use by Units are given in JSP336.

**Initial issues**

8 Initial issues as detailed below:

8.1 One copy of the IPC will be attached to the Unit's copy of the issue voucher and one further copy to accompany every equipment.

8.2 Deficiencies (if any) will be enfaced on the covering issue voucher by reference to the Serial Number of the items listed in the IPC.

8.3 'To follow' vouchers will not be created.

8.4 All items listed in the IPC can be issued separately. If any listed herein becomes unserviceable it should be extracted and exchanged and the equipment retained pending receipt. Transfers between equipment holders should normally be complete to IPC.

**In lieu items**

9 Authorised 'In lieu' items held against this IPC will not be replaced until such time as they are no longer serviceable. When replacement becomes necessary the correct item, as listed in the IPC, will be demanded.

**General Notes**

10 Certain items may be annotated as follows:

- 10.1 (C) – This code indicates the Accounting Classification of the item. C (Consumable) items are formally received and issued for consumption.
- 10.2 (X) – ESSENTIAL ITEMS without which the RLC will not issue the equipment.
- 10.3 (P) – This code indicates the Accounting Classification of the item. P (Permanent) are subject to formal condemnation action (AFG1043).
- 10.4 (NI) – (Not illustrated) when appearing with a number in the 'Fig Item' column indicates that the item is not illustrated.
- 10.5 (NIV) – (Not in Vocabulary) indicates that the item is not available within the Stores System.

#### **Amendment**

11 Amendments to the catalogue will be published as and when necessary. The amendments will be numbered consecutively, and the Amendment record sheet is to be completed for each amendment list embodied. New or amended material will be highlighted by side lining to show the extent of the amendment.

#### **Indentations**

12 Items are listed in a logical assembly/disassembly order and are indented by the 'Dot System' in which each 'dot' depicts the relationship of the item to the main assembly.

##### **MAIN ASSEMBLY**

Attaching parts for main assembly.

- . FIRST LEVEL OF BREAKDOWN (Sub-assembly or part of main assembly)
- . Attaching parts for first level.
  
- . . SECOND LEVEL OF BREAKDOWN (Sub-sub-assembly or detail part of Sub-assembly)
- . . Attaching parts for second level.



**RELATED AND ASSOCIATED PUBLICATIONS****Related publications**

13 The octad for the subject equipment consists of all the categories shown in Table 1. All references are prefixed with the first eight digits of this publication. The availability of the publications can be checked by reference to the relevant Group Index in AESP 0100-A-001-013.

**TABLE 1 RELATED PUBLICATIONS**

Category/Sub-Category		Information Level				
		1 User/Operator	2 Unit Maintenance	3 Field Maintenance	4 Base Maintenance	
1	0	Purpose and Planning Information	101	101	101	101
	1	Equipment Support Policy Directives	*	*	*	*
2	0	Operating Information	201	201	201	201
	1	Aide Memoire	*	*	*	*
	2	Training Aids	*	*	*	*
3		Technical Description	*	*	*	*
4	1	Installation Instructions	*	*	*	*
	2	Preparation for Special Environments	*	*	*	*
5	1	Failure Diagnosis	*	*	*	*
	2	Repair Instructions	*	*	*	*
	3	Inspection Standards	*	*	*	*
	4	Calibration Procedures	*	*	*	*
6		Maintenance Schedules	201	*	*	*
7	1	Illustrated Parts Catalogues	711	711	711	711
	2	Commercial Parts Lists	*	*	*	*
	3	Complete Equipment Schedule, Production		*	*	*
	4	Complete Equipment Schedule, Service Edition (Simple Equipment)	741	741	741	741
	5	Complete Equipment Schedule, Service Edition (Complex Equipment)	*	*	*	*
8	1	Modification Instructions	*	*	*	*
	2	General Instructions, Special Technical Instructions and Servicing Instructions	*	*	*	*
	3	Service Engineered Modification Instructions (RAF only)	*	*	*	*

\* Category/Sub-category not published.

**Associated publications**

- 14 The following publications are associated with this AESP octad.

<u>Reference</u>	<u>Title</u>
NONE	

**ABBREVIATIONS**

- 15 The following abbreviations are used in this AESP.

<u>Abbreviation</u>	<u>Nomenclature</u>
AESP	Army Equipment Support Publication
IPC	Illustrated Parts Catalogue
DIN	Defence Instruction Notices
NI	Not Illustrated
NIV	Not In Vocabulary
SOP	Standard Operating Procedures

**WARNINGS AND CAUTIONS**

**HAZARDOUS SUBSTANCES**

16 Before using any hazardous substances or material, the user must be conversant with the safety precautions and first aid instructions:

- 16.1 On the label of the container it was supplied in.
- 16.2 O the material Safety Data Sheet.
- 16.3 In local Safety Orders and Regulations.

**WARNING**

**PERSONNEL INJURY/HEAVY WEIGHT. MINIMUM PERSONNEL NUMBERS REQUIRED TO LIFT OR MOVE EACH SHELTER SHOULD BE OBSERVED.**

**CHAPTER 1**

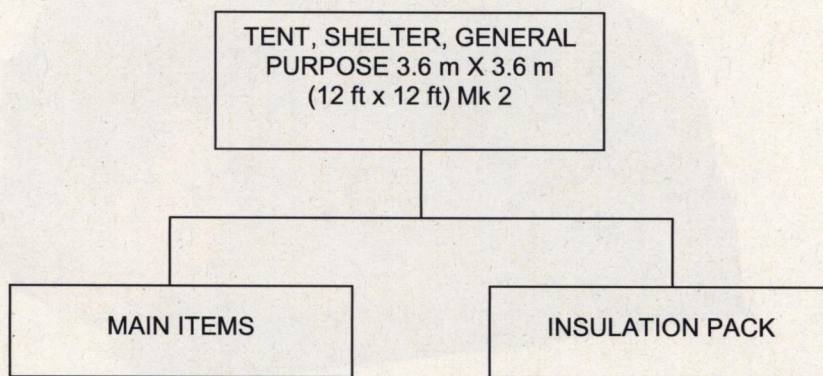
**GENERAL INFORMATION**

**CONTENTS**

	Page
Frontispiece .....	1
Family Tree .....	2
Index of Main Assemblies .....	3/4



Frontispiece Tent, Shelter, General Purpose 3.6 m x 3.6 m (12 ft x 12 ft) Mk 2



Family Tree

## CHAPTER 2

### ILLUSTRATED PARTS CATALOGUE (IPC)

#### CONTENTS

##### Chapter

- 2-1 Main items
- 2-2 Insulation Pack

**CHAPTER 2-1**

**ILLUSTRATED PARTS CATALOGUE (IPC)**

**MAIN ITEMS**

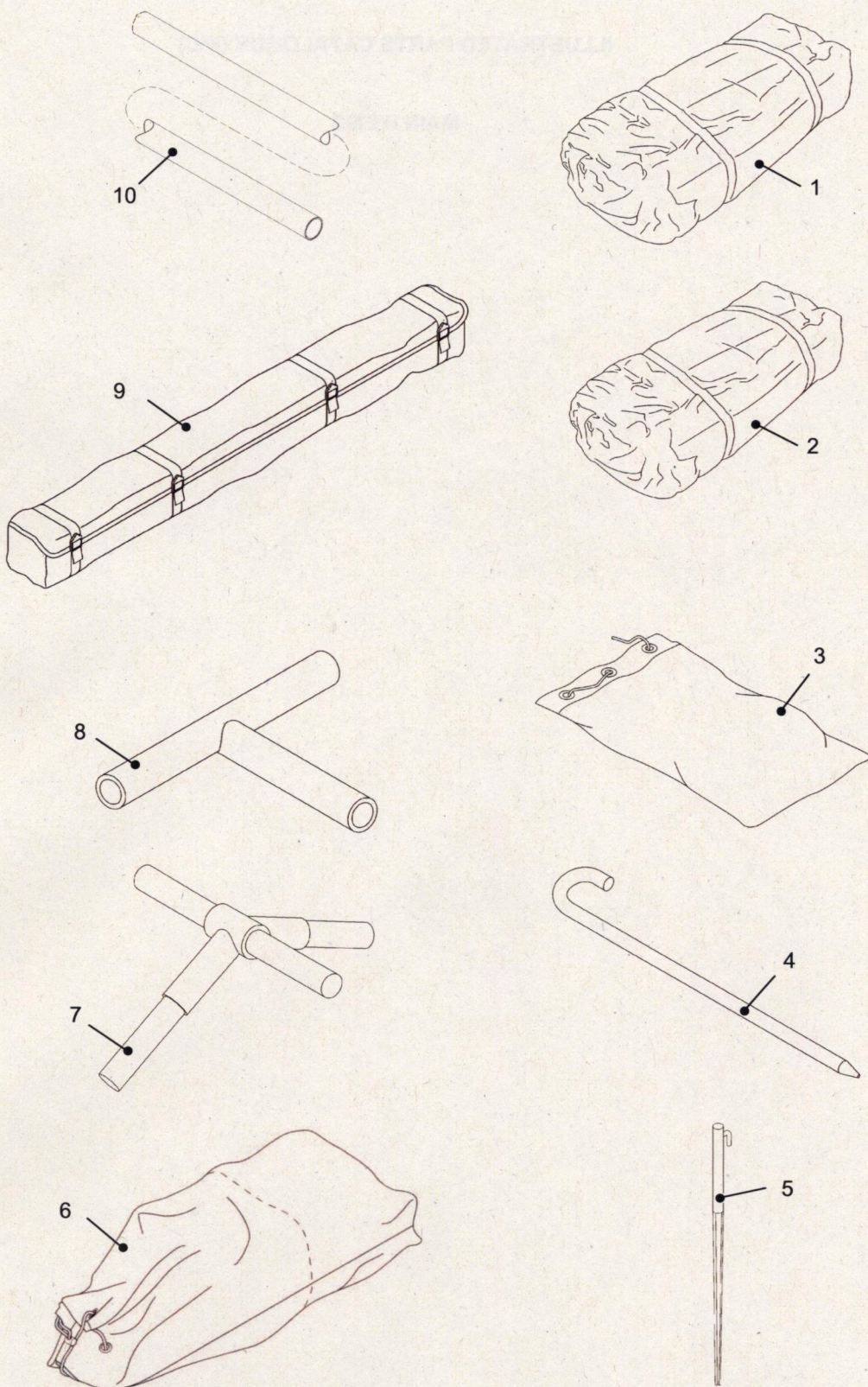


Fig 1 sheet 1 Tent, Shelter, General Purpose 3.6 m X 3.6 m (12 ft X 12 ft) Mk 2



IPC

Fig. No Item No	DMC NSCM	Army NSN Part Number	Item Description and Annotations	No Off D of Q	Quantity on Issue
1	J11	8340-99-984-7785	TENT, SHELTER, GENERAL PURPOSE 3.6 m X 3.6 m (12 FT X 12 FT) Mk 2	REF	
1	J11	8340-99-147-7465	. END SECTION MK 2	2 EA	
2	J11	8340-99-380-6448	. ROOF AND WALLS SECTION MK 2	1 EA	
3	J11	8340-99-120-7745	. CONTAINER, TENT PIN CONTAINING	2 EA	
4	J11	8340-99-943-9052	. . PIN, TENT 18 IN. STEEL	6 EA	
5	J11	8340-99-132-0028	. . PIN, TENT 300 MM STEEL	24 EA	
6	J11	8340-99-499-9176	. BAG, TENT FRAME BRACKETS CONTAINING	1 EA	
7	J11	8340-99-120-6726	. . RIDGE AND EAVES, BRACKET	9 EA	
8	J11	8340-99-120-6727	. . BASE, BRACKET	6 EA	
9	J11	8340-99-488-6307	. BAG, TENT FRAME POLES CONTAINING	1 EA	
10	J11	8340-99-120-6725	. . UNIVERSAL MEMBER	22 EA	

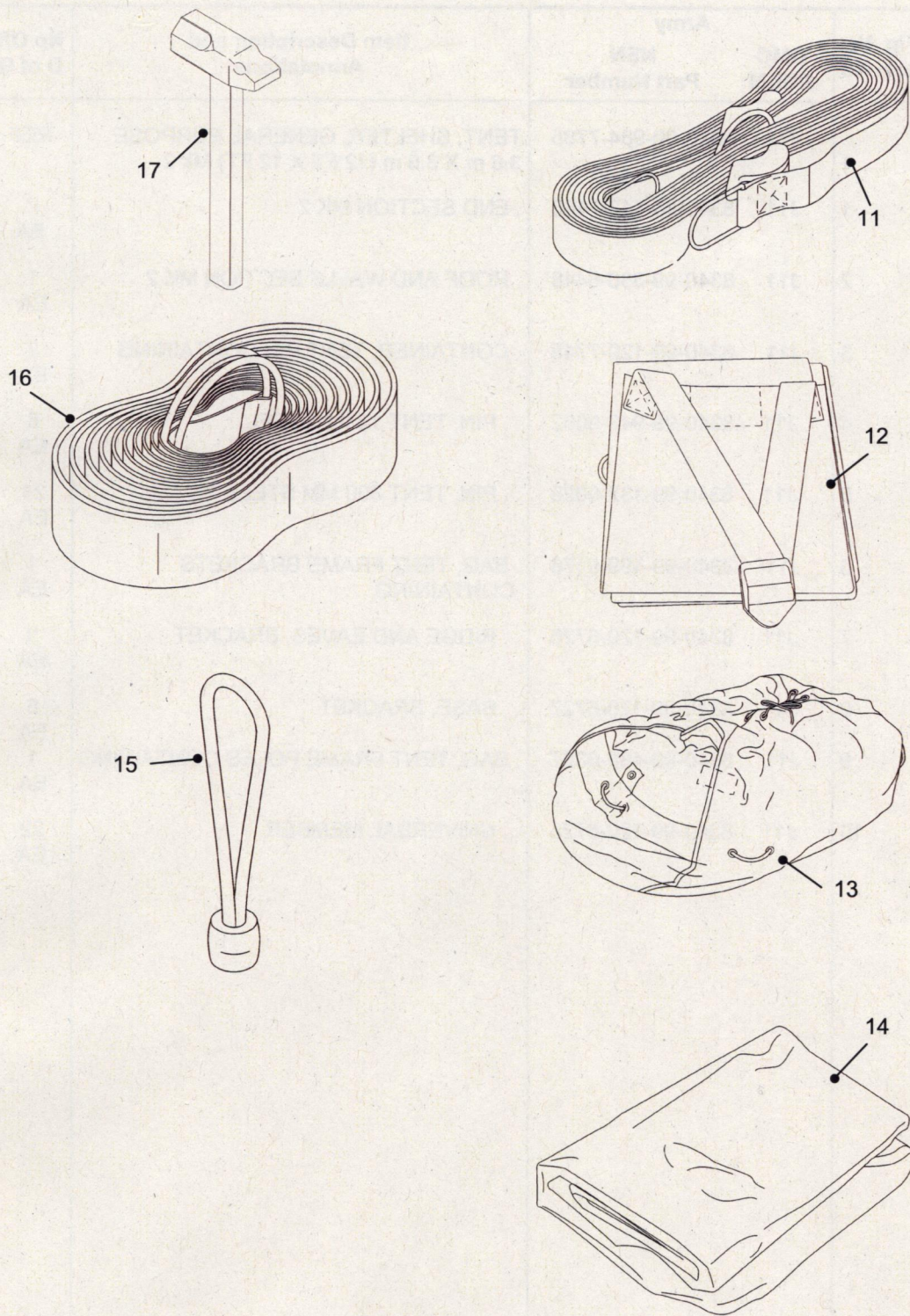


Fig 1 sheet 2 Tent, Shelter, General Purpose 3.6 m X 3.6 m (12 ft X 12 ft) Mk 2

Fig. No Item No	Army		Item Description and Annotations	No Off D of Q	Quantity on Issue
	DMC NSCM	NSN Part Number			
1	11	J11 8340-99-270-7535	. END GUY, QUICK RELEASE	2 EA	
	12	J11 8340-99-477-1544	. OVERSTRAP	1 EA	
	13	J11 8340-99-212-1648	. VALISE, TENT	1 EA	
	14	J11 8340-99-488-6065	. GROUNDSHEET 12 FT X 12 FT	1 EA	
	16	J11 8340-99-865-3035	. TENSIONER, LINER AND GROUNDSHEET	20 EA	
	17	F1 8340-99-892-4503	. STRAP, BASE RESTRAINT	3 EA	
	18	J11 5120-99-910-4703	. HAMMER, HAND	1 EA	

**CHAPTER 2-2**

**ILLUSTRATED PARTS CATALOGUE (IPC)**

**INSULATION PACK**



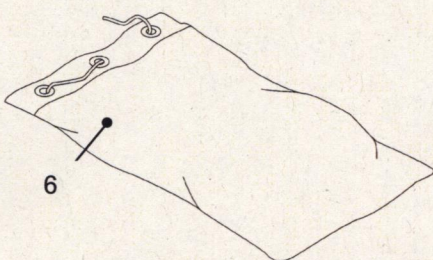
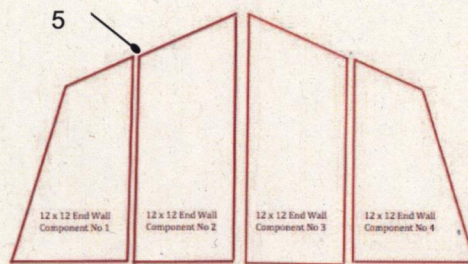
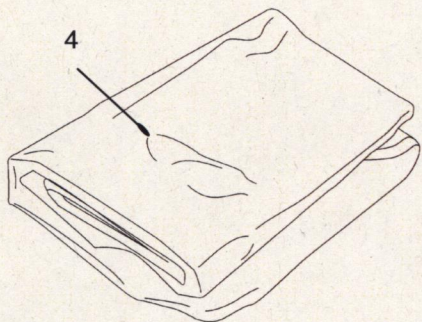
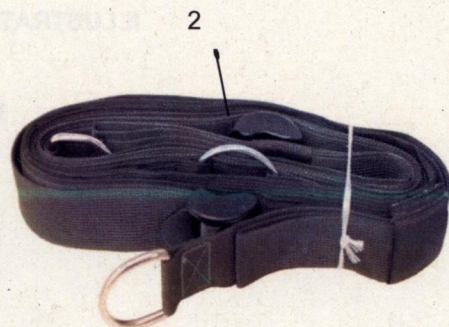
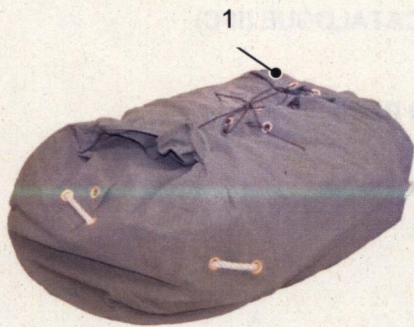


Fig 2 sheet 1 Tent, Insulation General Purpose 3.6 m X 3.6 m (12 ft X 12 ft) Mk 2

IPC

Fig. No Item No	DMC NSCM	Army NSN Part Number	Item Description and Annotations	No Off D of Q	Quantity on Issue
2	0	J11 8340-99-665-4099	INSULATION PACK	REF	
	1	J11 8105-99-216-3569	BAG TRANSIT & STORAGE INSULATION	2 EA	
	2	J11 8340-99-988-3214	STRAP, ADJUSTABLE ROOF RESTRAINT	2 EA	
	3	J11 8340-99-839-8723	STRAP, ADJUSTABLE, INSULATION SUPPORT	2 EA	
	4	J11 8340-99-490-5313	INSULATION PANEL, ROOF	1 EA	
	5	J11 8340-99-839-8711	INSULATION PANEL, END WALL MK 3	2 EA	
	5	J11 8340-99-742-5642	COMPONENT No1, INSULATION PANEL, END WALL MK 3	2 EA	
	5	J11 8340-99-216-2897	COMPONENT No2, INSULATION PANEL, END WALL MK 3	2 EA	
	5	J11 8340-99-861-9778	COMPONENT No3, INSULATION PANEL, END WALL MK 3	2 EA	
	5	J11 8340-99-153-6619	COMPONENT No4, INSULATION PANEL, END WALL MK 3	2 EA	
	6	J11 8305-99-474-7838	BAG, TRANSIT & STORAGE STRAP SET GS SHELTER VARIOUS	1 EA	
		J11 8340-99-668-8988	INSULATION PANEL, SIDE WALL	2 EA	
	7	J11 8340-99-985-9678	COMPONENT No 1 INSULATION PANEL, SIDE WALL MK 3	8 EA	
		J11 8340-99-398-7468	COMPONENT No 2 HVAC INSULATION PANEL, SIDE WALL MK 3	2 EA	
	8	J11 4020-99-908-8176	TENSIONER	110 EA	

## **CHAPTER 3**

### **INDEXES**

### **CONTENTS**

#### **Para**

- 1 Introduction

#### **Chapter**

- 3-1 Index of NATO stock numbers to chapter, figure and item numbers
- 3-2 Index of manufacturers' part/drawing numbers to chapter, figure and item numbers
- 3-3 Not issued
- 3-4 Not issued

### **INTRODUCTION**

- 1 This Chapter identifies the indexes provided in support to the main parts list.

**CHAPTER 3-1**  
**INDEX OF NATO STOCK NUMBERS**  
**TO**  
**CHAPTER, FIGURE AND ITEM NUMBERS**  
**CONTENTS**

	Page
Index pages .....	3/4



INDEX OF NATO STOCK NUMBERS

TO

CHAPTER, FIGURE AND ITEM NUMBERS

NATO STOCK NUMBER	CHAPTER 2-SUB-CHAP	FIG & ITEM	NATO STOCK NUMBER	CHAPTER 2-SUB-CHAP	FIG & ITEM
8340-99-984-7785	2-1	1-0			
8340-99-147-7465	2-1	1-1			
8340-99-380-6448	2-1	1-2			
8340-99-120-7745	2-1	1-3			
8340-99-499-9176	2-1	1-6			
8340-99-488-6307	2-1	1-9			
8340-99-270-7535	2-1	1-11			
8340-99-477-1544	2-1	1-12			
8340-99-212-1648	2-1	1-13			
8340-99-488-6065	2-1	1-14			
8340-99-555-0202	2-1	1-15			
8340-99-865-3035	2-1	1-16			
8340-99-892-4503	2-1	1-17			
5120-99-910-4703	2-1	1-18			
8340-99-943-9052	2-1	1-4			
8340-99-132-0028	2-1	1-5			
8340-99-120-6725	2-1	1-10			
8340-99-120-6726	2-1	1-7			
8340-99-120-6727	2-1	1-8			
8340-99-665-4099	2-2	2			
8105-99-216-3569	2-2	2-1			
8340-99-839-8723	2-2	2			
8340-99-988-3214	2-2	2-2			
8340-99-839-8723	2-2	2-3			
8340-99-490-5313	2-2	2-4			
8340-99-839-8711	2-2	2-5			
8340-99-742-5642	2-2	2-5			
8340-99-216-2897	2-2	2-5			
8340-99-861-9778	2-2	2-5			
8340-99-153-6619	2-2	2-5			
8305-99-474-7838	2-2	2-6			
8340-99-668-8988	2-2	2			
8340-99-985-9678	2-2	2-7			
8340-99-398-7468	2-2	2			
4020-99-908-8176	2-2	2-8			

**CHAPTER 3-2**

**INDEX OF MANUFACTURERS' PART/DRAWING NUMBERS**

**TO**

**CHAPTER, FIGURE AND ITEM NUMBERS**

**CONTENTS**

	Page
Index pages .....	3/4

INDEX OF MANUFACTURERS' PART/DRAWING NUMBERS

TO

CHAPTER, FIGURE AND ITEM NUMBERS

MANUFACTURERS PART OR DWG NUMBERS	CHAPTER 2- SUB-CHAP	FIG & ITEM	MANUFACTURERS PART OR DWG NUMBERS	CHAPTER 2- SUB-CHAP	FIG & ITEM

**COMMENT(S) ON AESP\***

To: OIP  
 Defence Equipment and Support  
 Spruce 3a # 1303  
 MOD Abbey Wood  
 Bristol BS34 8JH

From: .....  
 .....  
 .....

<b>Senders Reference</b>	<b>BIN Number</b>	<b>Date</b>
<b>AESP* Title: ILLUSTRATED PARTS CATALOGUE (IPC)</b>		
<b>Chapter(s)/Instruction</b>	<b>Page(s)/Paragraph(s)</b>	
If you require more space please use the reverse of this form or a separate piece of paper. <b>Comment(s):</b>    		

Signed: ..... Telephone No: .....  
 Name (Capitals): ..... Rank/Grade: ..... Date: .....  
 ✕ .....

**FOR AESP\* SPONSOR USE ONLY**

To: ..... From: .....  
 .....  
 .....

Thank you for commenting on AESP 8340-C-113-711

Your reference: ..... Date: .....

<b>Action is being taken to:</b>	<b>Tick</b>	<b>Tick</b>
Issue a revised/amended AESP*		Under investigation
Incorporate comment(s) in future amendments		No action required
<b>Remarks</b>   		

Signed: ..... Telephone No: .....  
 Name (Capitals): ..... Rank/Grade: ..... Date: .....

\* AESP or EMER