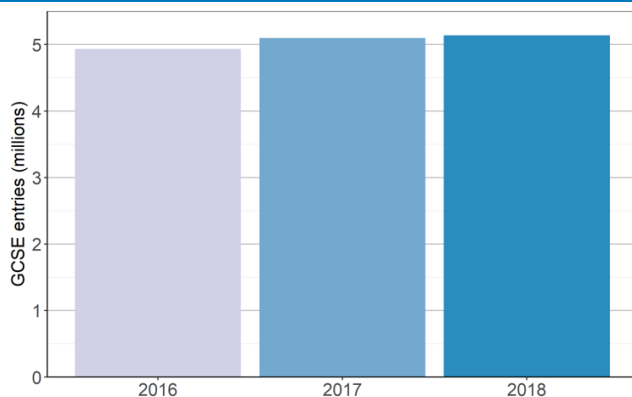


This report presents **provisional** figures on the number of entries for GCSEs, AS and A levels submitted by schools and colleges in England to exam boards by 18 April 2018 for qualifications being taken in summer 2018.

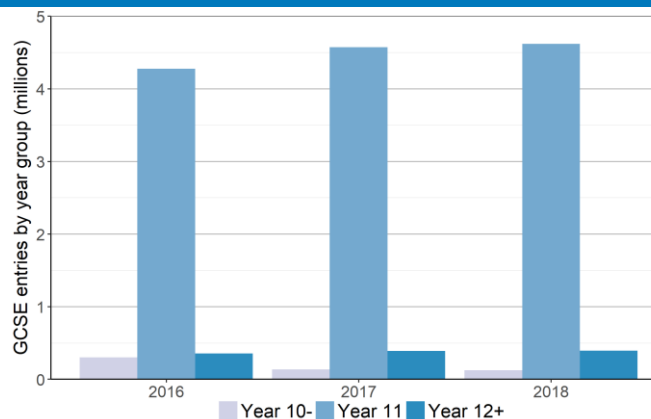
GCSE entries remain stable

GCSE entries in 2018 (5.1m) increased by just under 1% compared to 2017.



GCSE entries by year group over time

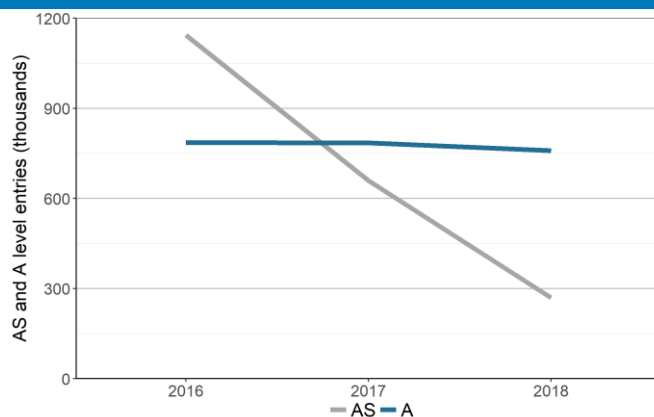
GCSE entries are mostly from year 11 students. Entries from both year 11 and year 12 and above have increased slightly in 2018 compared to 2017, while entries from year 10 and below have continued to fall.



AS entries continue to decline but A level entries stable

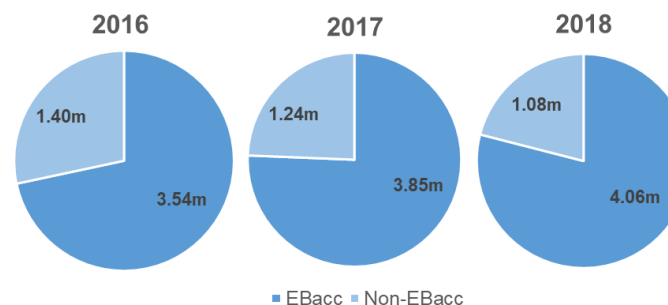
A level entries have dropped slightly by 3% from 2017.

AS entries have continued to fall (almost 60% fewer than 2017).



EBacc subjects increase share of GCSE entries

Entries in EBacc subjects increased (by 5%) and entries in non-EBacc subjects decreased (by 13%) compared to 2017.



At a glance

Page

Change in GCSE entries for EBacc subjects	3
Tiered entry GCSEs	4
Change in GCSE entries for non-EBacc subjects	5
Entries for EBacc subjects by year group over time	6
AS entries	7
A level entries	8
Change in A level entries over time for facilitating and larger entry subjects	9

Head of profession: Vikas Dhawan
Email: statistics@ofqual.gov.uk

Published 24 May 2018
Ofqual/18/6368/1

Provisional summer entries

In this report, Ofqual presents data on the number of provisional entries for GCSEs, AS and A levels in England received by exam boards for the summer 2018 exam series. The data tables accompanying this release also include entries for Level 1/Level 2 certificates.

Schools and colleges enter students with exam boards to take qualifications in the summer. The figures for entries can change up to the day of the exams. We collect provisional data at the same point every year, at a point when it should be reasonably complete, although final entry numbers may be slightly different from these. The figures presented here are the provisional figures as submitted by exam boards to Ofqual on 18 April 2018.

In this report, all figures for the number of entries are rounded to the nearest 5 to aid understanding.

Background information accompanying this report includes factors which may have an impact upon the entries in 2018 as well as information on data collected for this release and definitions of important terms used in the report.

Data tables published along with this report give provisional entry data (rounded to the nearest 5) for different subjects broken down by year group for GCSE, Level 1/Level 2 certificates, AS and A levels.

Change in GCSE entries for EBacc subjects

The overall entry for GCSEs in England in summer 2018 increased slightly (by under 1%) from 5,098,030 in 2017 to 5,136,495 in 2018. This was mostly due to a rise in entries to EBacc subjects (just over 5%, see table below).

Change in GCSE entries for EBacc subjects between 2017 and 2018

Subject group	Number of entries		Percentage change in entries				
	2017	2018	-100%	-50%	0%	50%	100%
Ancient languages	9,365	10,885					
Biology	133,030	167,075					
Chemistry	132,520	160,110					
Combined science*	643,060	744,185					
Computing	69,350	72,360					
English language	701,020	706,255					
English literature	551,030	537,990					
French	121,790	120,605					
Geography	231,425	244,925					
German	42,040	43,260					
History	241,470	248,925					
Mathematics	726,595	715,775					
Other modern languages	32,995	32,460					
Physics	132,595	158,295					
Spanish	85,505	91,980					
Total	3,853,795	4,055,085					

*In this report, *combined science* includes entries to science and additional science from 2017 and a double weighted count of entries to combined science in 2018 to allow comparison.

The largest increases were seen in EBacc subjects, particularly separate sciences (biology, chemistry and physics). This increase is likely due to the introduction of reformed separate sciences and combined double science, and the removal of science and additional science and further additional science. Combined science replaces science and additional science. With the removal of further additional science, the only way in 2018 in which candidates can receive 3 science GCSEs is through separate sciences. Therefore, schools may be taking this opportunity to review their entry decisions for science in 2018.

Modern foreign languages remained relatively stable compared to previous years (where there have been significant decreases) with German and Spanish entries increasing (by around 3% and 8% respectively) and only a slight decrease in French entries (-1%). Entries to English literature and mathematics have decreased this year.

Note: In 2017 and 2018 history includes approximately 900 candidates each year taking ancient history subjects included in EBacc. These are included in the 'classical subjects' group in the accompanying data tables.

Change in GCSE entries for non-EBacc subjects

Entries for all non-EBacc subjects except art and design showed a decline in 2018. This overall decline indicates that schools/colleges are focussing more on EBacc subjects than those subjects which do not count towards the EBacc. Progress 8 and Attainment 8 measures are also likely to be influencing these patterns as their calculation can only include a maximum of three non-EBacc GCSEs. The largest changes in the number of entries are in humanities and further additional science which are now discontinued as part of the overall reform process. Declines in other subjects (eg ICT and health & social care) may be due to their availability for the last time this year and schools/colleges moving to subjects which will be available in the long term.

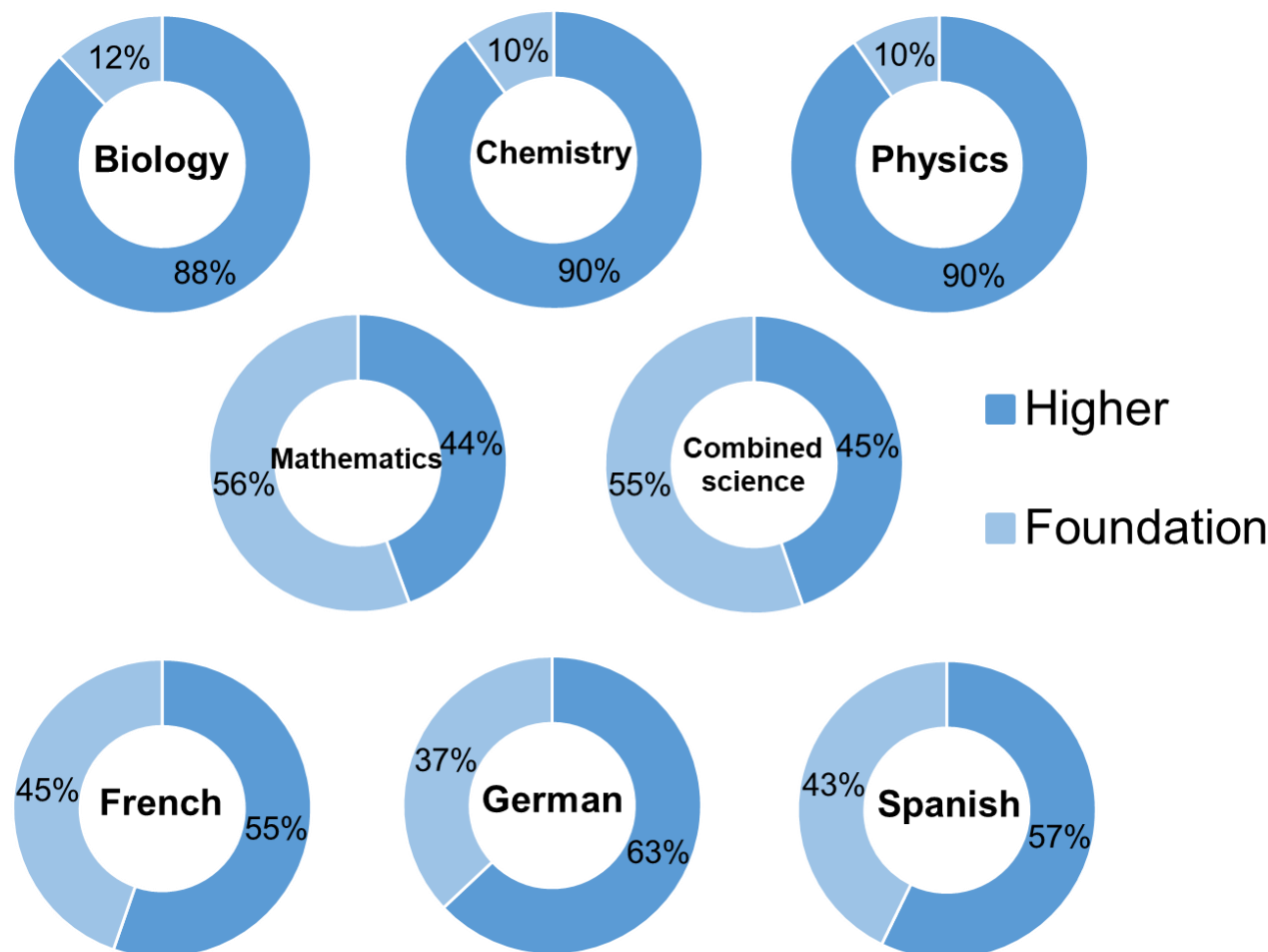
Change in GCSE entries for non-EBacc subjects between 2017 and 2018

Subject group	Number of entries		Percentage change in entries				
	2017	2018	-100%	-50%	0%	50%	100%
Additional science (further)	14,340	0	[Bar extending to -100%]				
Art and design subjects	165,115	168,765	[Bar extending to 2%]				
Business & comm. systems	7,640	7,165	[Bar extending to -6%]				
Business studies	87,455	85,465	[Bar extending to -2%]				
Citizenship studies	18,990	18,705	[Bar extending to -1%]				
Classical subjects (non-EBacc)	4,275	3,625	[Bar extending to -15%]				
Design & technology	127,095	117,605	[Bar extending to -7%]				
Drama	61,955	58,595	[Bar extending to -5%]				
Economics	5,700	5,220	[Bar extending to -8%]				
Engineering	6,985	4,715	[Bar extending to -32%]				
Food, catering and hospitality	63,540	50,435	[Bar extending to -20%]				
General studies	5,035	2,945	[Bar extending to -41%]				
Health & social care	19,075	13,095	[Bar extending to -31%]				
Home economics	13,555	8,810	[Bar extending to -35%]				
Humanities	2,135	0	[Bar extending to -100%]				
ICT	61,510	43,995	[Bar extending to -28%]				
Leisure & tourism	3,520	1,800	[Bar extending to -49%]				
Manufacturing	120	50	[Bar extending to -58%]				
Media / Film / TV studies	45,485	41,925	[Bar extending to -8%]				
Music	38,745	35,895	[Bar extending to -7%]				
Other sciences	4,190	2,525	[Bar extending to -39%]				
Performing / Expressive arts	14,950	8,795	[Bar extending to -41%]				
Physical education	112,550	87,825	[Bar extending to -21%]				
Religious studies	297,800	260,300	[Bar extending to -12%]				
Social science subjects	39,325	37,895	[Bar extending to -4%]				
Statistics	23,120	15,255	[Bar extending to -34%]				
Welsh: second language	15	15	[Bar extending to 0%]				
Total	1,244,235	1,081,410	[Bar extending to -12%]				

Note: Food, catering and hospitality in the table above includes entries to the new food preparation & nutrition GCSE for 2018, but also related cognate subject areas for 2017 including hospitality, catering, home economics: food & nutrition and design & technology: food technology. Accordingly, the 2017 figures for design and technology do not include the food technology route; and for home economics the 2017 figures do not include the food and nutrition route as these have been counted under food, catering and hospitality.

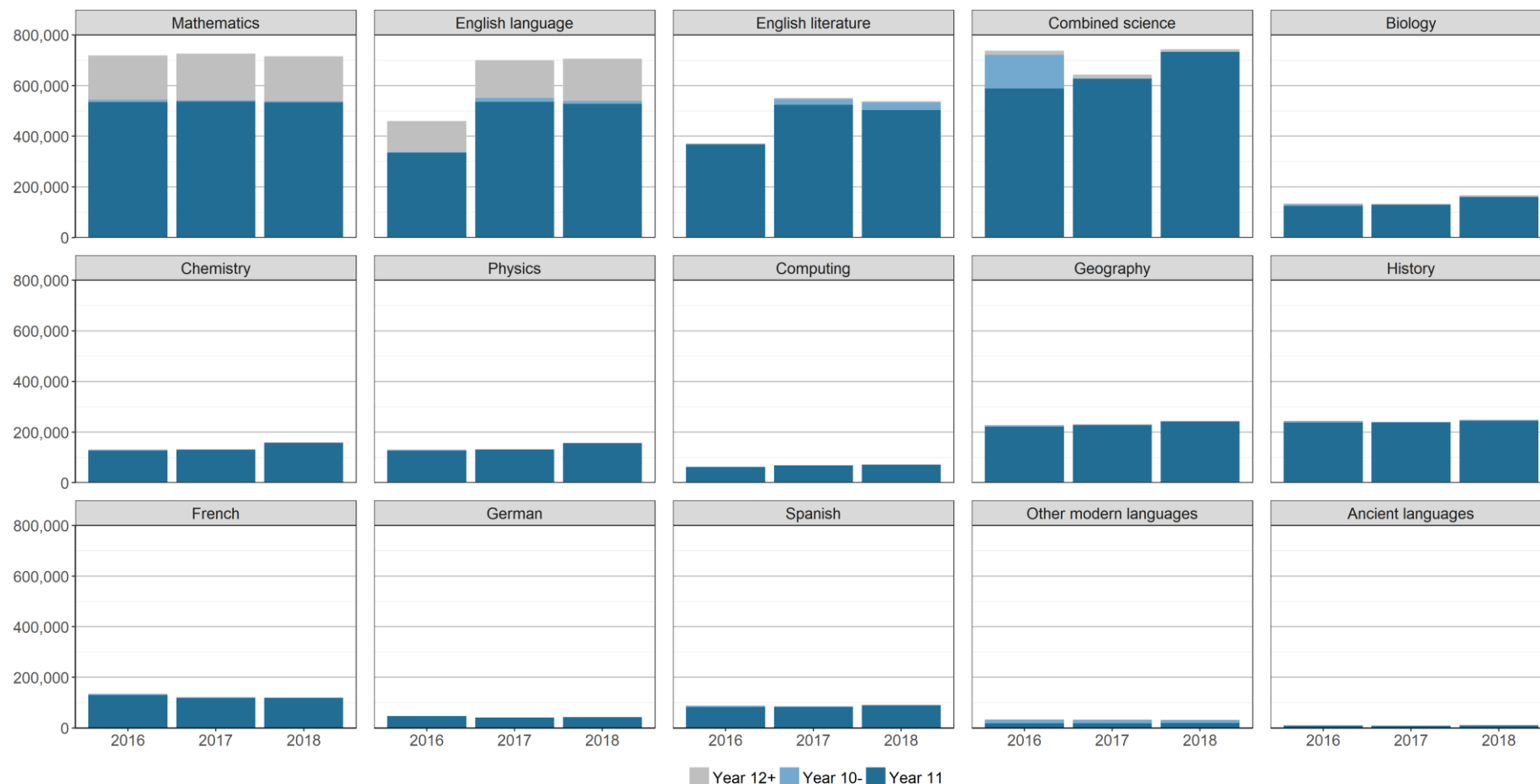
Tiered entry GCSEs

In some reformed 9 to 1 specifications there are two tiers of entry: foundation and higher. The data below represents tier entry patterns in 2018 for both reformed and legacy specifications in subjects with tiering.



In mathematics, combined science, French and Spanish the entry is relatively balanced. However for the separate sciences and German, the majority of the candidates are entered for the higher tier. In mathematics there has been an increase in the proportion of entries to foundation tier since 2017 when 53% were entered the higher tier and 47% to foundation tier, which is likely due to all students (including those in year 12 and above) having to take the reformed qualifications in 2018.

Entries for EBacc subjects by year group over time



Entry patterns are relatively stable between 2017 and 2018. The largest change in entry numbers is in combined science specifications, available for the first time this year. Combined science entries in 2018 have been doubled to reflect the fact that this is a double-award GCSE, and entries are compared with entries for GCSE science and GCSE additional science in 2017. This is one of the reasons for the increase in entries; previously some students only entered one GCSE, in science. The increase is also likely to be due to the fact that in 2017 there was no opportunity for year 10 students to be entered early, as had been the case in previous years. As a result, there are more year 11 entries in 2018. Entries to the separate sciences have also increased, continuing a trend in recent years.

Entries in English literature and English language have stabilised after a large increase in 2017. The increase in 2017 was likely due to their inclusion in Progress 8 and the removal of equivalent Level 1/Level 2 certificates from performance tables.

AS entries

Overall entries for all AS subjects fell by almost 60% from 659,880 in 2017 to 269,090 in 2018. This continues the trend which was seen in 2016 and 2017. Entries in all AS subjects saw a substantial decrease this year (over 20%).

This drop in AS entries is largely due to the decoupling of AS from A levels as part of the government policy reforms of AS and A levels. Note that a few AS subjects remain unreformed this year, where the AS remains part of the A level.

Changes in AS entry for all subjects between 2017 and 2018

Subject group	Number of entries		Percentage change in entries										
	2017	2018	-100%	-80%	-60%	-40%	-20%	0%	20%	40%	60%	80%	100%
Art & design subjects	19,125	8,805											
Biology	31,830	14,880											
Business studies	19,035	7,970											
Chemistry	27,880	12,695											
Classical subjects	6,240	2,090											
Communication studies	1,890	310											
Computing	6,175	2,780											
Critical thinking	1,270	415											
Design & technology	15,745	4,440											
Drama	4,925	1,350											
Economics	15,520	6,355											
Engineering	90	0											
English	37,525	13,620											
French	6,635	1,700											
General studies	11,440	2,660											
Geography	23,600	5,950											
German	2,750	680											
Health & social care	4,595	525											
History	22,735	9,715											
ICT	8,680	1,220											
Law	18,245	6,160											
Leisure	165	5											
Mathematics	149,275	71,325											
Mathematics (further)	25,315	16,870											
Media / Film / TV studies	34,040	8,390											
Music	4,370	1,060											
Other modern languages	8,200	5,700											
Other sciences	3,220	1,210											
Performing / Expressive arts	905	230											
Physical education	7,065	1,700											
Physics	21,275	9,060											
Political studies	22,510	8,360											
Psychology	34,850	17,500											
Religious studies	14,855	4,475											
Science	2,050	325											
Sociology	22,175	11,990											
Spanish	6,140	1,640											
Travel & tourism	1,535	250											
All other subjects	16,005	4,665											
Total	659,880	269,090											

A level entries

Overall entries for all A level subjects remained broadly stable, with a slight decrease of just over 3% from 785,450 in 2017 to 759,670 in 2018. Most subjects saw a decrease, but the largest percentage decreases were seen in small entry subjects and those which are available for the last time this year, including engineering, science, leisure and general studies. The most notable increases in entry were seen in computing, the sciences and mathematics.

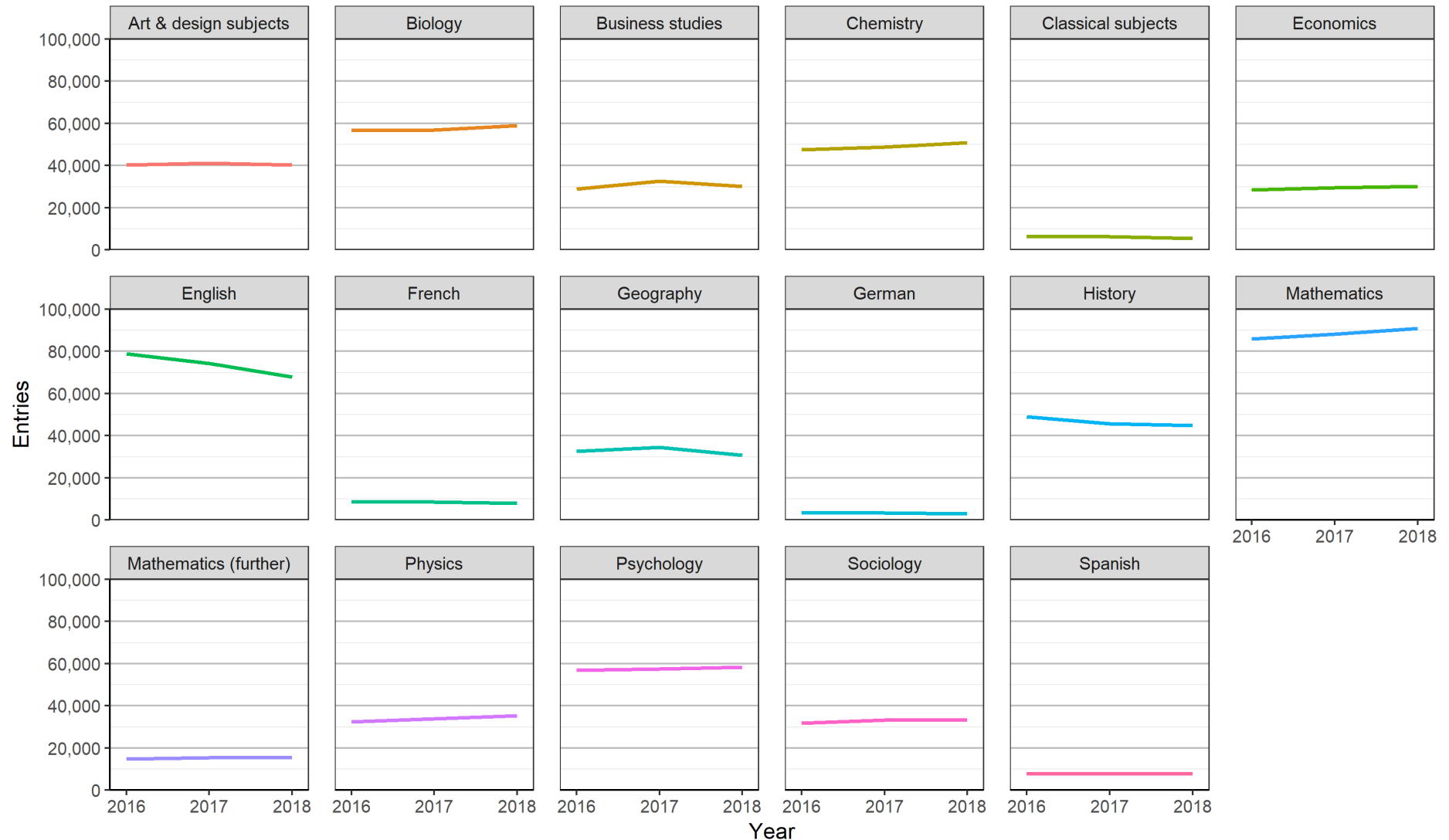
Changes in A level entry for all subjects between 2017 and 2018

Subject group	Number of entries		Percentage change in entries										
	2017	2018	-100%	-80%	-60%	-40%	-20%	0%	20%	40%	60%	80%	100%
Art & design subjects	41,150	40,300											
Biology	56,945	58,925											
Business studies	32,540	30,155											
Chemistry	48,765	50,830											
Classical subjects	6,195	5,470											
Communication studies	1,570	1,190											
Computing	7,710	9,685											
Critical thinking	45	30											
Design & technology	10,750	9,780											
Drama	10,770	10,260											
Economics	29,430	30,190											
Engineering	245	10											
English	74,355	67,865											
French	8,610	7,945											
General studies	7,235	3,505											
Geography	34,515	30,650											
German	3,440	2,890											
Health & social care	4,475	2,610											
History	45,725	44,900											
ICT	7,980	4,635											
Law	10,855	10,640											
Leisure	245	115											
Mathematics	88,205	90,955											
Mathematics (further)	15,450	15,450											
Media / Film / TV studies	24,790	23,175											
Music	5,640	5,485											
Other modern languages	8,920	9,135											
Other sciences	2,485	2,040											
Performing / Expressive arts	2,320	1,310											
Physical education	9,905	10,110											
Physics	33,840	35,255											
Political studies	16,235	16,605											
Psychology	57,460	58,300											
Religious studies	22,485	17,265											
Science	2,310	905											
Sociology	33,330	33,420											
Spanish	7,835	7,705											
Travel & tourism	1,385	945											
All other subjects	9,305	9,025											
Total	785,450	759,670											

Reformed A level mathematics has an entry of 2,215 (included in the above figures), the majority of which (1,740) are year 12 students and who are likely to be entered for further maths in year 13.

Change in A level entries over time for facilitating and larger entry subjects

The graphs below show the change in entries from 2016 to 2018 for subjects with relatively large entry in 2018 (more than 30,000) and subjects which are regarded as facilitating subjects at A level, ie subjects identified by some universities as giving the widest range of options for university study.



Entries have increased in biology, chemistry, physics, psychology and mathematics. A decline is seen in English subjects, geography and history.

We wish to make our publications widely accessible. Please contact us at publications@ofqual.gov.uk if you have any specific accessibility requirements.



© Crown copyright 2018

This publication is licensed under the terms of the Open Government Licence v3.0 except where otherwise stated. To view this licence, visit <http://nationalarchives.gov.uk/doc/open-government-licence/version/3> or write to the Information Policy Team, The National Archives, Kew, London TW9 4DU, or email: publications@ofqual.gov.uk.

Where we have identified any third party copyright information you will need to obtain permission from the copyright holders concerned.

This publication is available at www.gov.uk/ofqual.

Any enquiries regarding this publication should be sent to us at:

Office of Qualifications and Examinations Regulation

Spring Place
Coventry Business Park
Herald Avenue
Coventry CV5 6UB

Telephone 0300 303 3344