

Transcript of the Braille Version

2018 national curriculum tests

Key stage 1

Mathematics

Braille

Paper 2: reasoning

[braille page 1]

In this booklet ____ indicates a missing number.

In this booklet you will read the names of six children. They are called Amy, Ajay, Sam, Ben, Sita and Kemi.

.....
[braille page 2]

Practice

P _____

Q _____

R _____

S _____

.....
[braille page 3]

1. 20 2 2

.....

Test administration guidance

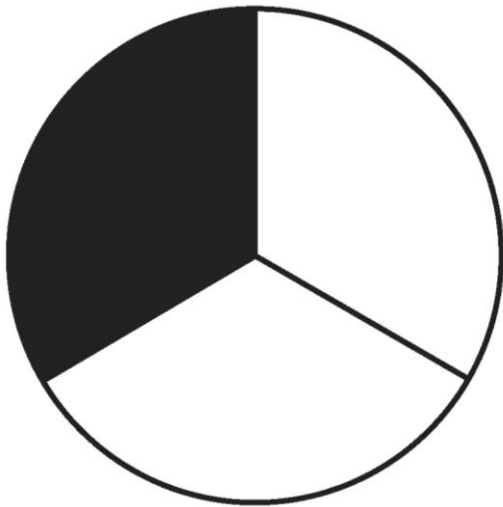
Practice. Look at the four lines. They are labelled P Q R and S. Write the letter of the line that is the longest.

1. Look at the three numbers. What is twenty ADD two ADD two? Write your answer.

2. I am thinking of a number. It has FOUR tens and TWO ones. Write my number.

[braille page 4]

3.



P $\frac{1}{2}$

Q $\frac{1}{4}$

R $\frac{1}{3}$

S $\frac{3}{4}$

.....
[braille page 5]

4. 13 20 marbles
_____ marbles

5. _____ \times _____ = 25
.....

Test administration guidance

3. Look at the circle. Part of the circle is shaded. Now look at the four fractions. They are labelled P Q R and S. Write the letter of the fraction that shows the SHADED part of the circle.

4. Look at question 4. There are THIRTEEN marbles in a jar. The jar can hold TWENTY marbles. How many more marbles can fit in the jar? Write your answer.

5. Look at question 5. The SAME number can be written in both spaces to make the multiplication correct. Write this number.

[braille page 6, facing page 7]

Diagram for question 6

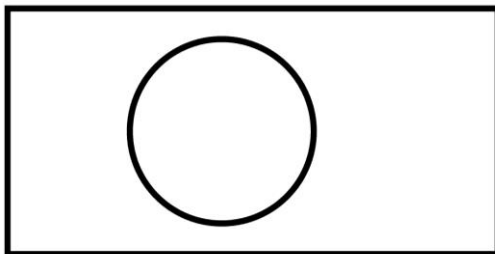


[braille page 7]

6. Look at the three lines on the opposite page. They are labelled P Q R
Write the letters of the lines in order of their length, starting with the longest.
-

[braille page 8, facing page 9]

Diagram for question 7



[braille page 9]

7. Look at the diagram on the opposite page.
The names of five shapes are listed below. They are labelled A B C D and E
Write the letters of the names of the TWO shapes in the diagram.
- A triangle
 - B square
 - C rectangle
 - D circle
 - E hexagon
-

Test administration guidance

There is no specific guidance for questions 6 and 7.

[braille page 10, facing page 11]

Diagram for question 8



[braille page 11]

8. Look at the shape on the opposite page. It is made from four rectangles.

Shade or mark $\frac{3}{4}$ of this shape.

Use the separate copy of the diagram.

[braille page 12, facing page 13]

Diagram for question 9



[braille page 13]

9. Look at the diagram on the opposite page.

It shows some shaded circles and some unshaded circles.

Mark the third shaded circle.

Use the separate copy of the diagram.

10. Sita has ten bags.

She puts 10 balls in each bag.

How many balls are in the bags altogether?

[braille page 14]

11. Kemi goes to four clubs each week.

The times they last are listed below.

Swimming 45 minutes

Art 2 hours

Music 75 minutes

Drama 1 hour

Which club lasts the longest?

12. Ajay's plant was 11 centimetres tall.

It grows 7 centimetres taller.

How tall is the plant now?

_____ cm

Test administration guidance

8. There is a separate copy of the diagram. The child may use any method to indicate their response, e.g. pins or pointing.

9. There is a separate copy of the diagram. The child may use any method to indicate their response, e.g. pins or pointing.

[braille page 15]

13. Amy uses 3 tens and 4 ones to make a number.

Look at the four numbers below.

43

30

34

41

Write the number Amy makes.


.....


14. Look at the chart below. It shows the number of stickers four children have.

Key:  is one sticker

Kemi 

Amy 

Ben 

Sam 

.....

Kemi has more stickers than Sam.

How many more?

.....

[braille page 16]

15. A classroom has 6 tables.

Each table has 5 children sitting at it.

Complete the number sentence below to show how many children there are altogether.

____ × ____ = ____ children

.....

16. A shopkeeper has 20 fish and 5 fish bowls.

He puts the same number of fish in each bowl.

How many fish go in each bowl?

____ fish

.....

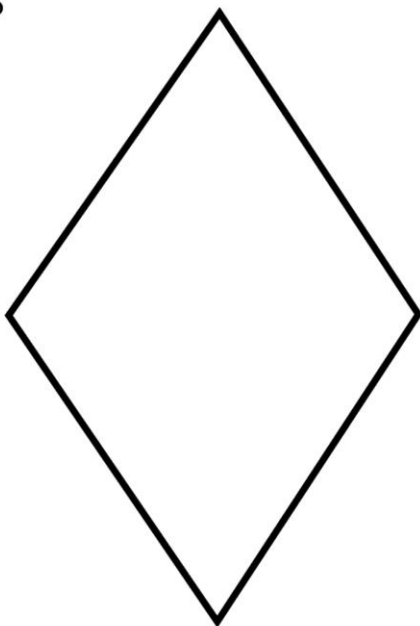
Test administration guidance

There is no specific guidance for questions 13, 14, 15 and 16.


[braille page 17, facing page 18]

Diagram for question 17

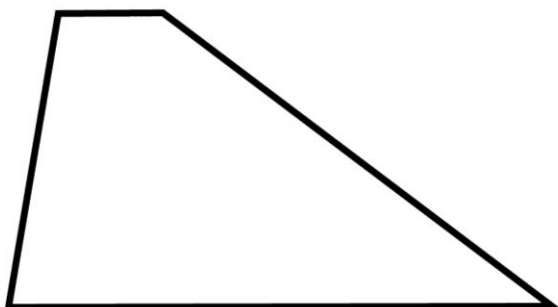
P




Q



R



S



[braille page 18]

17. Look at the four shapes on the opposite page.

They are labelled P Q R S

Write the letter of the shape that does NOT have a line of symmetry.

.....

18. Ajay has 20p in 2p coins.

How many 2p coins does Ajay have?

___ coins

.....

Test administration guidance

There is no specific guidance for questions 17 and 18.

[braille page 19]

19. Look at the three numbers below.

5 40 8

Use only these numbers to make a different number sentence each time.

One is done for you.

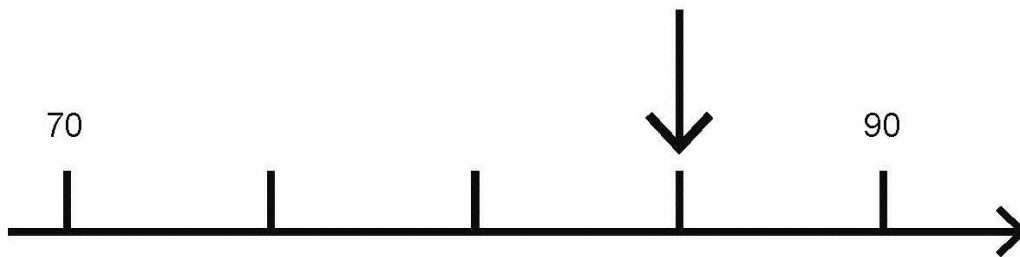
$$5 \times 8 = 40$$

a) $\underline{\quad} \times \underline{\quad} = \underline{\quad}$

b) $\underline{\quad} \div \underline{\quad} = \underline{\quad}$

[braille page 20, facing page 21]

Diagram for question 20



[braille page 21]

20. Look at the diagram on the opposite page.

It shows part of a number line.

Write the number shown by the arrow.

21. At an airport, one plane lands every minute.

How many planes land in 1 hour?

$\underline{\quad}$ planes

Test administration guidance

There is no specific guidance for questions 19, 20 and 21.

[braille page 22]

22. Look at the six numbers below.

5 15 25 35 45 55

Use four of these numbers to complete the two number sentences below.

a) ____ + ____ = 60

b) ____ + ____ = 60

.....

[braille page 23]

23. Look at the list of six coins below.

5p 10p 10p 10p 20p 20p

Sam has 55p

Ben has 10p less than Sam.

Write the coins that Ben has.

Choose your answer from the list of coins.

.....

24. Biscuits cost 20p each.

Cakes cost 25p each.

Sam buys 3 biscuits and 1 cake.

How much does Sam spend altogether?

Show your working.

____p

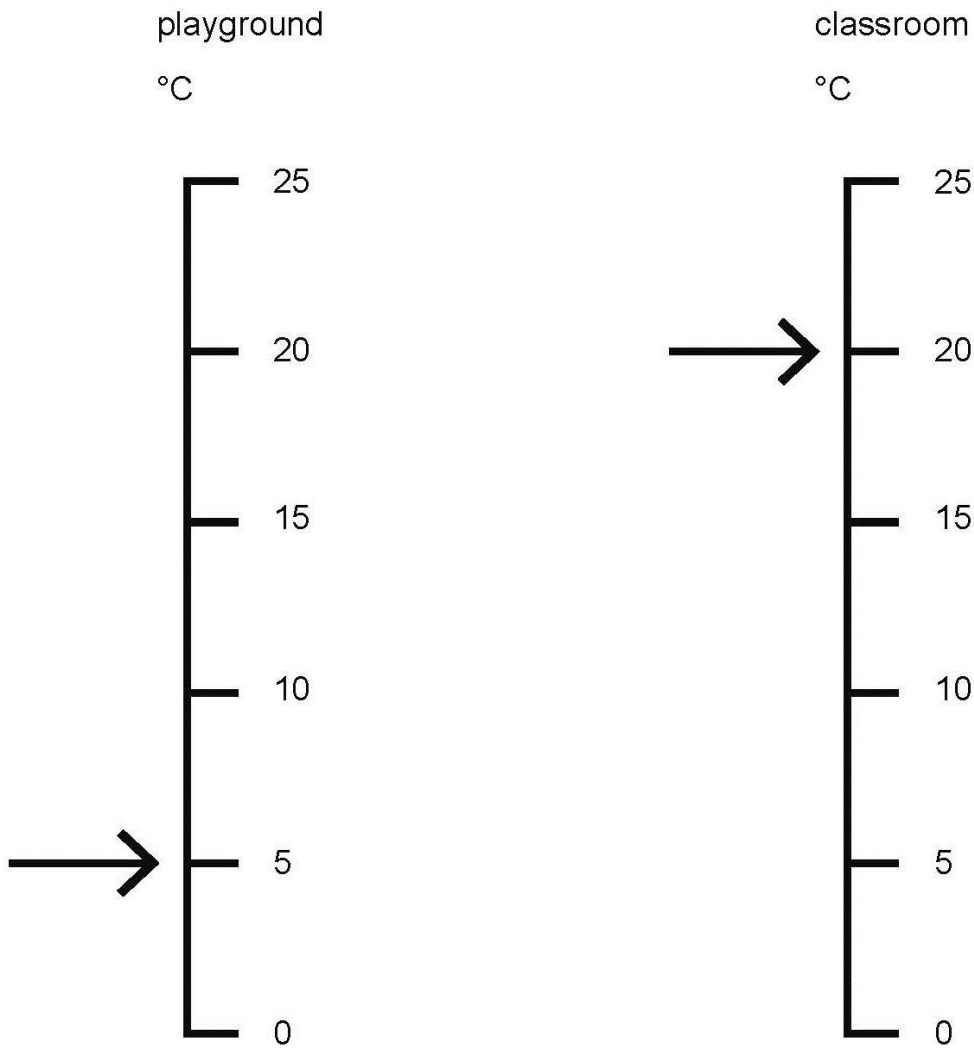
.....

Test administration guidance

There is no specific guidance for questions 22, 23 and 24.

[braille page 24, facing page 25]

Diagram for question 27



[braille page 25]

25. Amy buys one pear for 35p
She pays with a 50p coin.
How much change does Amy get?
____p

.....

26. Look at the number pattern below.
5 10 15 ____ 25 30 ____
Write the two missing numbers.

.....

27. Look at the scales on the opposite page.
They measure temperature.
The temperature on the playground is lower than the temperature in the
classroom.
How much lower?
____°C

.....

Test administration guidance

There is no specific guidance for questions 25, 26 and 27.

[braille page 26, facing page 27]

Diagram for question 29a



Diagram for question 29b



[braille page 27]

28. $\underline{\quad} + \underline{\quad} = 26$

Write the same number in both spaces to make the sum correct.

.....
29. You have a separate copy of the diagram for this question.

a) Look at the first line on the opposite page.

How long is the line?

Use your ruler.

$\underline{\quad}$ cm

b) Look at the second line on the opposite page.

How long is the line?

Use your ruler.

$\underline{\quad}$ cm

.....
[braille page 28]

30. Ben has 7 bags of grapes.

Each bag has 10 grapes.

Ben gives 25 grapes to his friends.

How many grapes does he have left?

Show your working.

$\underline{\quad}$ grapes

.....
31. $13 + 6 = 10 + \underline{\quad}$

Write the missing number.

.....
32. $\underline{\quad} - \underline{\quad} = 2$

Write two numbers that are greater than 20 to make the subtraction correct.

.....
End of test

Test administration guidance

29. There is a separate copy of the diagram. The child will need a tactile ruler.

Diagram and film copies for question 8



Diagram for question 9



Diagram and film copies for question 29
Diagram for question 29a



Diagram for question 29b



Blank page

Braille transcript

Print version product code: STA/18/7965/BTp ISBN 978-1-78644-688-6

Electronic PDF version product code: STA/18/7965/BTp ISBN 978-1-78644-798-2

© Crown copyright 2018