

DO NOT STAPLE
PRINT ON ONE SIDE ONLY

FORM AR27

Trade Union and Labour Relations (Consolidation) Act 1992

ANNUAL RETURN FOR AN EMPLOYERS' ASSOCIATION


Name of Employers' Association:	Engineering Construction Industry Association
Year ended:	31 st December 2017
List No:	244E
Head or Main Office:	5 th Floor Broadway House Tothill Street London SW1H 9NS
Website address (if available)	www.ecia.co.uk
Has the address changed during the year to which the return relates?	Yes <input type="checkbox"/> No <input checked="" type="checkbox"/> (Tick as appropriate)
General Secretary:	M J Hockey
Contact name for queries regarding the completion of this return:	M J Hockey
Telephone Number:	0207 7992000
e-mail:	MichaelHockey@ecia.co.uk

PLEASE FOLLOW THE GUIDANCE NOTES IN THE COMPLETION OF THIS RETURN.
Any difficulties or problems in the completion of this return should be directed to the Certification Office as below or by telephone to: 0330 109 3602

The address to which returns and other documents should be sent are:

For Employers' Associations based in England and Wales:
Certification Office for Trade Unions and Employers' Associations
Lower Ground Floor, Fleetbank House, 2-6 Salisbury Square, London EC4Y 8JX

For Employers' Associations based in Scotland:
Certification Office for Trade Unions and Employers' Associations
Melrose House, 69a George Street, Edinburgh EH2 2JG



ECIA Office Bearers @31/12/2017

From 01/01/2017 until 11/05/2017

President	Mike Wilkins
Deputy President	Derek Hunter
Vice President	Mark Phillips resigned 10 th March 2017
Vice President	Ian Guy

From 11/05/2017 until 31/12/2017

President	Mike Wilkins
Deputy President	Derek Hunter
Vice President	Georgette Banham
Vice President	Ian Guy

RETURN OF MEMBERS

(see note 9)

NUMBER OF MEMBERS AT THE END OF THE YEAR				
Great Britain	Northern Ireland	Irish Republic	Elsewhere Abroad (including Channel Islands)	TOTALS
182	1		5	188

OFFICERS IN POST

(see note 10)

Please attach as an annexe to this form a complete list of all officers in post at the end of the year to which this form relates, with the title of each persons office.

CHANGE OF OFFICERS

Please complete the following to record any changes of officers during the twelve months covered by this return.

Title of Office	Name of Officer ceasing to hold office	Name of Officer Appointed	Date of Change
Vice President	Mark Phillips		10 th March 2017
Vice President		Georgette Banham	11 th May 2017

REVENUE ACCOUNT/GENERAL FUND

(see notes 11 to 16)

Previous Year			£	£
	INCOME			
1,788,794	From Members	Subscriptions, levies, etc		1,648,920
28,996	Investment income	Interest and dividends (gross)	31,022	
41,322		Bank interest (gross)	20,100	
260,204		Investment revaluation	228,990	280,112
-	Other income	Rents received	-	
358,009		Insurance commission	354,162	
-		Consultancy fees	-	
1,200		Publications/Seminars	6,368	
43,425		Miscellaneous receipts (specify)		
73,826		Spring Ball	27,000	
		Other	84,959	472,489
2,595,776				2,401,521
		TOTAL INCOME		
	EXPENDITURE			
	Administrative expenses			
1,137,010		Remuneration and expenses of staff	916,717	
116,702		Occupancy costs	125,995	
33,775		Printing, Stationery, Post & Telephone	31,700	
43,293		Regional Offices	39,913	
105,491		Legal and Professional fees	86,469	
180,465		Travel, hotel & entertaining	185,444	
99,457		Spring Ball	64,809	
27,264		Other	45,222	
(1,743,457)				(1,496,269)
	Other charges			
11,031		Depreciation	10,093	
30,025		Sums written off	54,544	
5,000		Affiliation fees	5,000	
17,169		EEF Subscriptions	17,598	
124		Conference and meeting fees	5,681	
575,000		Expenses		
		Contribution to NJC	575,000	
(638,349)				(667,916)
(16,587)	Taxation			(13,285)
(2,398,393)		TOTAL EXPENDITURE		(2,177,470)
197,383		Surplus/Deficit for year		224,051
5,017,167		Amount of fund at beginning of year		5,214,550
5,214,550		Amount of fund at end of year		5,438,601

ACCOUNTS OTHER THAN THE REVENUE ACCOUNT/GENERAL FUND

(see notes 17 to 18)

ACCOUNT 2		Fund Account	
Name of account:		£	£
Income	From members Investment income Other income (specify)		
		Total Income	
Expenditure	Administrative expenses Other expenditure (specify)		
		Total Expenditure	
		Surplus (Deficit) for the year	
		Amount of fund at beginning of year	
		Amount of fund at the end of year (as Balance Sheet)	

ACCOUNT 3		Fund Account	
Name of account:		£	£
Income	From members Investment income Other income (specify)		
		Total Income	
Expenditure	Administrative expenses Other expenditure (specify)		
		Total Expenditure	
		Surplus (Deficit) for the year	
		Amount of fund at beginning of year	
		Amount of fund at the end of year (as Balance Sheet)	

ACCOUNTS OTHER THAN THE REVENUE ACCOUNT/GENERAL FUND

(see notes 17 to 18)

ACCOUNT 4		Fund Account	
Name of account:		£	£
Income	From members Investment income Other income (specify)		
		Total Income	
Expenditure	Administrative expenses Other expenditure (specify)		
		Total Expenditure	
		Surplus (Deficit) for the year	
		Amount of fund at beginning of year	
		Amount of fund at the end of year (as Balance Sheet)	

ACCOUNT 5		Fund Account	
Name of account:		£	£
Income	From members Investment income Other income (specify)		
		Total Income	
Expenditure	Administrative expenses Other expenditure (specify)		
		Total Expenditure	
		Surplus (Deficit) for the year	
		Amount of fund at beginning of year	
		Amount of fund at the end of year (as Balance Sheet)	

ACCOUNTS OTHER THAN THE REVENUE ACCOUNT/GENERAL FUND

(see notes 17 to 18)

ACCOUNT 6		Fund Account	
Name of account:		£	£
Income	From members Investment income Other income (specify)		
		Total Income	
Expenditure	Administrative expenses Other expenditure (specify)		
		Total Expenditure	
		Surplus (Deficit) for the year	
		Amount of fund at beginning of year	
		Amount of fund at the end of year (as Balance Sheet)	

ACCOUNT 7		Fund Account	
Name of account:		£	£
Income	From members Investment income Other income (specify)		
		Total Income	
Expenditure	Administrative expenses Other expenditure (specify)		
		Total Expenditure	
		Surplus (Deficit) for the year	
		Amount of fund at beginning of year	
		Amount of fund at the end of year (as Balance Sheet)	

BALANCE SHEET AS AT 31 DECEMBER 2017

(see notes 19 and 20)

Previous Year		£	£
12,320	Fixed Assets (as at page 11)	3,637	
	Investments (as per analysis on page 13)		
1,515,866	Quoted (Market value £1,744,856)	1,744,856	
	Unquoted		
1,528,186	Total Investments		1,748,493
	Other Assets		
1,663,740	Sundry debtors	1,438,480	
3,704,510	Cash at bank and in hand	3,832,161	
	Stocks of goods		
	Others (specify)		
5,368,250	Total of other		5,270,641
	assets		
6,896,436		TOTAL ASSETS	7,019,134
		Fund (Account)	
		Fund (Account)	
		Fund (Account)	
		Revaluation Reserve	
	Liabilities		
	Loans		
51,421	Trade Creditors	39,228	
-	Tax payable	4,461	
190,105	Sundry creditors	147,322	
1,192,042	Accrued expenses	1,132,380	
62,250	Provisions	62,250	
186,068	Other liabilities	194,892	
(1,681,886)		TOTAL LIABILITIES	(1,580,533)
5,214,550		TOTAL ASSETS	5,438,601

FIXED ASSETS ACCOUNT

(see note 21)

	Land & Buildings	Fixtures & Fittings	Motor Vehicles & Equipment	Total
	£	£	£	£
COST OR VALUATION				
At start of period		92,344		92,344
Additions during period		1,410		1,410
Less: Disposals during period				
Less: DEPRECIATION:		(90,117)		(90,117)
Total to end of period		3,637		3,637
BOOK AMOUNT at end of period				
Freehold				
Leasehold (50 or more years unexpired)				
Leasehold (less than 50 years unexpired)				
AS BALANCE SHEET		3,637		3,637

ANALYSIS OF INVESTMENTS

(see note 22)

		Other Funds £
QUOTED	British Government & British Government Guaranteed Securities	
	British Municipal and County Securities	
	Other quoted securities (to be specified)	
	Foreign & Colonial Investment Trust Plc	995,610
	Schroder Managed Balance Fund Income	461,522
	Henderson Global Investment Trust Plc	287,724
	TOTAL QUOTED (as Balance Sheet)	1,744,856
	*Market Value of Quoted Investments	1,744,856
UNQUOTED	British Government Securities	
	British Municipal and County Securities	
	Mortgages	
	Other unquoted securities (to be specified)	
	TOTAL QUOTED (as Balance Sheet)	
	*Market Value of Unquoted Investments	

* Market value of investments to be stated where these are different from the figures quoted in the balance sheet

ANALYSIS OF INVESTMENT INCOME (CONTROLLING INTERESTS)

(see notes 23 to 25)

Does the association, or any constituent part of the association, have a controlling interest in any limited company?		YES	NO
If YES name the relevant companies:			
COMPANY NAME	COMPANY REGISTRATION NUMBER (if not registered in England & Wales, state where registered)		
INCORPORATED EMPLOYERS' ASSOCIATIONS			
Are the shares which are controlled by the association registered in the association's name		YES	NO
If NO, please state the names of the persons in whom the shares controlled by the association are registered.			
COMPANY NAME	NAMES OF SHAREHOLDERS		
UNINCORPORATED EMPLOYERS ASSOCIATIONS			
Are the shares which are controlled by the association registered in the names of the association's trustees?		YES	NO
If NO, state the names of the persons in whom the shares controlled by the association are registered.			
COMPANY NAME	NAMES OF SHAREHOLDERS		

SUMMARY SHEET

(see notes 26 to 35)

	All funds except Political Funds £	Political Funds £	Total Funds £
INCOME			
From Members	1,648,920		1,648,920
From Investments	280,112		280,112
Other Income (including increases by revaluation of assets)	472,489		472,489
Total Income	2,401,521		2,401,521
EXPENDITURE (including decreases by revaluation of assets)			
Total Expenditure	(2,177,470)		(2,177,470)
Funds at beginning of year (including reserves)	5,214,550		5,214,550
Funds at end of year (including reserves)	5,438,601		5,438,601
ASSETS			
Fixed Assets			3,637
Investment Assets			1,744,856
Other Assets			5,270,641
		Total Assets	7,019,134
LIABILITIES		Total Liabilities	(1,580,533)
NET ASSETS (Total Assets less Total Liabilities)			5,438,601

NOTES TO THE ACCOUNTS

(see note 36)

All notes to the accounts must be entered on or attached to this part of the return.

SEE ATTACHED FINANCIAL STATEMENTS

ACCOUNTING POLICIES



(see notes 37 and 38)

SEE ATTACHED FINANCIAL STATEMENTS.

SIGNATURES TO THE ANNUAL RETURN

(see notes 39 and 40)

including the accounts and balance sheet contained in the return.

Secretary's Signature: <u></u> Name: <u>MICHAEL J. HOCKEY</u> Date: <u>17/05/18</u>	Chairman's Signature: <u></u> (or other official whose position should be stated) Name: <u>MICHAEL WILKINS</u> Date: <u>17/5/18</u>
---	---

CHECK LIST

(see note 41)

(please tick as appropriate)

IS THE RETURN OF OFFICERS ATTACHED? (see Page 3)	YES		NO	
HAS THE RETURN OF CHANGE OF OFFICERS BEEN COMPLETED? (see Page 3)	YES	✓	NO	
HAS THE RETURN BEEN SIGNED? (see Note 38)	YES		NO	
HAS THE AUDITOR'S REPORT BEEN COMPLETED (see Note 39)	YES	✓	NO	
IS A RULE BOOK ENCLOSED? (see Note 40)	YES	✓	NO	
HAS THE SUMMARY SHEET BEEN COMPLETED (see Notes 6 and 25 to 34)	YES	✓	NO	

AUDITOR'S REPORT

(see notes 42 to 47)

made in accordance with section 36 of the Trade Union and Labour Relations (Consolidation) Act 1992.

1. In the opinion of the auditors or auditor do the accounts they have audited and which are contained in this return give a true and fair view of the matters to which they relate?
(See section 36(1) and (2) of the 1992 Act and notes 43 and 44)

YES NO

If "No" please explain below.

2. Have the auditors or auditor carried out such investigations in the preparation of their audit report as will enable them to form an opinion as to:
- (a) whether the trade union has kept proper accounting records in accordance with section 28 of the 1992 Act;
 - (b) whether it has maintained a satisfactory system of control over its transactions in accordance with the requirements of that section; and
 - (c) whether the accounts to which the report relates agree with the accounting records?
- (See section 36(3) of the 1992 Act, set out in note 43)

YES NO

If "No" please explain below.

3. Are the auditors or auditor of the opinion that the union has complied with section 28 of the 1992 Act and has:
- (a) kept proper accounting records with respect to its transactions and its assets and liabilities; and
 - (b) established and maintained a satisfactory system of control of its accounting records, its cash holding and all its receipts and remittances.
- (See section 36(4) of the 1992 Act set out in note 43)

YES NO

If "No" please explain below.

4. Please set out a copy of the report made by the auditors or auditor to the union on the accounts to which this AR27 relates. The report is to set out the basis upon which the audit has been conducted and/or such other statement as the auditor considers appropriate. Such a statement may be provided as a separate document.
(See note 45)

SEE FINANCIAL STATEMENTS ATTACHED

AUDITOR'S REPORT (continued)

[Empty space for auditor's report content]

Signature(s) of auditor or auditors:	<i>haysmacintyre</i>	
Name(s):	HAYSMACINTYRE	
Profession(s) or Calling(s):	CHARTERED ACCOUNTANTS	
Address(es):	10 QUEEN STREET PLACE LONDON EC4R 1AG	
Date:	17 MAY 2018	
Contact name and telephone number:	GEORGE CROWTHER 0207 969 5547	

N.B. When notes to the accounts are referred to in the auditor's report a copy of those notes must accompany this return.

ENGINEERING CONSTRUCTION INDUSTRY ASSOCIATION

ACCOUNTS

FOR THE YEAR ENDED 31 DECEMBER 2017

ENGINEERING CONSTRUCTION INDUSTRY ASSOCIATION

ASSOCIATION INFORMATION

Management Board

Mr M Wilkins
Mr D Hunter
Mr I Guy
Mr S Lafferty
Mr S Hicks
Mr C Gilmour
Mr R Dean
Dr G Banham
Mr K J Lightning
Mr D Billington
Mr C Claypole
Mr G Duncan
Mr A Boucher

Registered office

Broadway House
Tothill Street
London
SW1H 9NS

Independent auditors

haysmacintyre
10 Queen Street Place
London
EC4R 1AG

ENGINEERING CONSTRUCTION INDUSTRY ASSOCIATION

CONTENTS

	Page
Management Board's report	1 - 2
Independent auditors' report	3 - 5
Statement of comprehensive income	6
Statement of financial position	7
Statement of changes in equity	8
Notes to the financial statements	9 - 17

ENGINEERING CONSTRUCTION INDUSTRY ASSOCIATION

MANAGEMENT BOARDS' REPORT FOR THE YEAR ENDED 31 DECEMBER 2017

The Management Board present their report and the financial statements for the year ended 31 December 2017.

Management Board's responsibilities statement

The Management Board are responsible for preparing the Management Board's report and the financial statements in accordance with applicable law and regulations.

Trade Union and Labour Relations law requires the Management Board to prepare financial statements for each financial year. The Management Board has elected to prepare the financial statements in accordance with applicable law and United Kingdom Accounting Standards (United Kingdom Generally Accepted Accounting Practice), including Financial Reporting Standard 102 'The Financial Reporting Standard applicable in the UK and Republic of Ireland'. Under the law the Management Board must not approve the financial statements unless they are satisfied that they give a true and fair view of the state of affairs of the Association and of the profit or loss of the Association for that period.

In preparing these financial statements, the Management Board is required to:

- select suitable accounting policies for the Association's financial statements and then apply them consistently;
- make judgments and accounting estimates that are reasonable and prudent;
- state whether applicable UK Accounting Standards have been followed, subject to any material departures disclosed and explained in the financial statements;
- prepare the financial statements on the going concern basis unless it is inappropriate to presume that the Association will continue in business.

The Management Board are responsible for keeping adequate accounting records that are sufficient to show and explain the Association's transactions and disclose with reasonable accuracy at any time the financial position of the Association and to enable them to ensure that the financial statements comply with the Trade Union and Labour Relations (Consolidation) Act 1992. The Management Board is also responsible for safeguarding the assets of the Association and hence for taking reasonable steps for the prevention and detection of fraud and other irregularities.

Results and dividends

The profit after tax for the year, excluding movements in the fair value of the Association's investments and the associated deferred tax charge, amounted to £3,885 (2016 - loss of £46,234). The profit after tax for the year including the movements in the fair value of the Association's investments and the associated deferred tax charge amounted to £224,051 (2016 - £197,383).

ENGINEERING CONSTRUCTION INDUSTRY ASSOCIATION

**MANAGEMENT BOARDS' REPORT (CONTINUED)
FOR THE YEAR ENDED 31 DECEMBER 2017**

Management Board members

The members who served during the year were:

Mr M Wilkins
Mr D Hunter
Mr I Guy
Mr M Phillips (resigned 31 December 2017)
Mr S Lafferty
Mr S Hicks
Mr C Gilmour
Mr R Dean
Dr G Banham
Mr D McGrail (resigned 23 November 2017)
Mr K J Lightning
Mr D Billington
Mr C Claypole
Mr G Duncan
Mr A Boucher

Disclosure of information to auditors

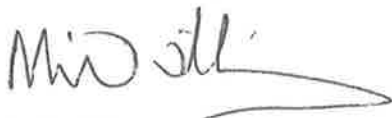
Each of the persons who are Management Board members at the time when this Management Board's report is approved has confirmed that:

- so far as the Management Board is aware, there is no relevant audit information of which the Association's auditors are unaware, and
- the Management Board has taken all the steps that ought to have been taken as a member of the Management Board in order to be aware of any relevant audit information and to establish that the Association's auditors are aware of that information.

Post balance sheet events

There have been no significant events affecting the Association since the year end.

This report was approved by the Management Board on 14 March 2018 and signed on its behalf.



Mr M Wilkins
Management Board

ENGINEERING CONSTRUCTION INDUSTRY ASSOCIATION

INDEPENDENT AUDITORS' REPORT TO THE MEMBERS OF ENGINEERING CONSTRUCTION INDUSTRY ASSOCIATION

Opinion

We have audited the financial statements of Engineering Construction Industry Association for the year ended 31 December 2017, set out on pages 6 to 17. The financial reporting framework that has been applied in their preparation is applicable law and United Kingdom Accounting Standards, including Financial Reporting Standard 102 'The Financial Reporting Standard applicable in the UK and Republic of Ireland' (United Kingdom Generally Accepted Accounting Practice).

This report is made solely to the Association's members, as a body, in accordance with Section 36 of the Trade Union and Labour Relations (Consolidation) Act 1992. Our audit work has been undertaken so that we might state to the Association's members those matters we are required to state to them in an Auditors' report and for no other purpose. To the fullest extent permitted by law, we do not accept or assume responsibility to anyone other than the Association and the Association's members, as a body, for our audit work, for this report, or for the opinions we have formed.

In our opinion the financial statements:

- give a true and fair view of the state of the Association's affairs as at 31 December 2017 and of its profit for the year then ended;
- have been properly prepared in accordance with United Kingdom Generally Accepted Accounting Practice; and
- have been prepared in accordance with the requirements of the Trade Union and Labour Relations (Consolidation) Act 1992.

Basis for opinion

We conducted our audit in accordance with International Standards on Auditing (UK) (ISAs (UK)) and applicable law. Our responsibilities under those standards are further described in the Auditors' responsibilities for the audit of the financial statements section of our report. We are independent of the Association in accordance with the ethical requirements that are relevant to our audit of the financial statements in the United Kingdom, including the Financial Reporting Council's Ethical Standard, and we have fulfilled our other ethical responsibilities in accordance with these requirements. We believe that the audit evidence we have obtained is sufficient and appropriate to provide a basis for our opinion.

Conclusions relating to going concern

We have nothing to report in respect of the following matters in relation to which the ISAs (UK) require us to report to you where:

- the Management Board's members' use of the going concern basis of accounting in the preparation of the financial statements is not appropriate; or
- the Management Board's members have not disclosed in the financial statements any identified material uncertainties that may cast significant doubt about the Association's ability to continue to adopt the going concern basis of accounting for a period of at least twelve months from the date when the financial statements are authorised for issue.

Other information

The Management Board's members are responsible for the other information. The other information comprises

ENGINEERING CONSTRUCTION INDUSTRY ASSOCIATION

INDEPENDENT AUDITORS' REPORT TO THE MEMBERS OF ENGINEERING CONSTRUCTION INDUSTRY ASSOCIATION (CONTINUED)

the information included in the Annual Report, other than the financial statements and our Auditors' report thereon. Our opinion on the financial statements does not cover the information and, except to the extent otherwise explicitly stated in our report, we do not express any form of assurance conclusion thereon.

In connection with our audit of the financial statements, our responsibility is to read the other information and, in doing so, consider whether the other information is materially inconsistent with the financial statements or our knowledge obtained in the audit or otherwise appears to be materially misstated. If we identify such material inconsistencies or apparent material misstatements, we are required to determine whether there is a material misstatement in the financial statements or a material misstatement of the other information. If, based on the work we have performed, we conclude that there is a material misstatement of this other information, we are required to report that fact.

We have nothing to report in this regard.

Matters on which we are required to report by exception

In the light of the knowledge and understanding of the Association and its environment obtained in the course of the audit, we have not identified material misstatements in the Management Board's Report.

We have nothing to report in respect of the following matters in relation to which we are required to report to you if, in our opinion:

- adequate accounting records have not been kept, or returns adequate for our audit have not been received from branches not visited by us; or
- the financial statements are not in agreement with the accounting records and returns; or
- we have not received all the information and explanations we require for our audit.

Responsibilities of Management Board members

As explained more fully in the Management Boards' responsibilities statement on page 1, the Management Board's members are responsible for the preparation of the financial statements and for being satisfied that they give a true and fair view, and for such internal control as the Management Board's members determine is necessary to enable the preparation of financial statements that are free from material misstatement, whether due to fraud or error.

In preparing the financial statements, the Management Board's members are responsible for assessing the Association's ability to continue as a going concern, disclosing, as applicable, matters related to going concern and using the going concern basis of accounting unless the Management Board's members either intend to liquidate the Association or to cease operations, or have no realistic alternative but to do so.


ENGINEERING CONSTRUCTION INDUSTRY ASSOCIATION

INDEPENDENT AUDITORS' REPORT TO THE MEMBERS OF ENGINEERING CONSTRUCTION INDUSTRY ASSOCIATION (CONTINUED)

Auditors' responsibilities for the audit of the financial statements

Our objectives are to obtain reasonable assurance about whether the financial statements as a whole are free from material misstatement, whether due to fraud or error, and to issue an Auditors' report that includes our opinion. Reasonable assurance is a high level of assurance, but is not a guarantee that an audit conducted in accordance with ISAs (UK) will always detect a material misstatement when it exists. Misstatements can arise from fraud or error and are considered material if, individually or in the aggregate, they could reasonably be expected to influence the economic decisions of users taken on the basis of these financial statements.

A further description of our responsibilities for the audit of the financial statements is located on the Financial Reporting Council's website at: www.frc.org.uk/auditorsresponsibilities. The description forms part of our Auditors' report.



George Crowther (Senior statutory auditor)

for and on behalf of
haysmacintyre

Statutory Auditors

10 Queen Street Place
London
EC4R 1AG

14 March 2018

ENGINEERING CONSTRUCTION INDUSTRY ASSOCIATION

STATEMENT OF COMPREHENSIVE INCOME
FOR THE YEAR ENDED 31 DECEMBER 2017

	Note	2017 £	2016 £
Turnover		2,121,409	2,265,254
Gross profit		<u>2,121,409</u>	<u>2,265,254</u>
Administrative expenses		(2,164,185)	(2,381,806)
Operating loss		<u>(42,776)</u>	<u>(116,552)</u>
Income from fixed assets investments		31,022	28,996
Interest receivable and similar income		20,100	41,322
Fair value movements		228,990	260,204
Profit before tax		<u>237,336</u>	<u>213,970</u>
Tax on profit	4	(13,285)	(16,587)
Profit for the financial year		<u><u>224,051</u></u>	<u><u>197,383</u></u>

There was no other comprehensive income for 2017 (2016:£NIL).

The notes on pages 9 to 17 form part of these financial statements.

ENGINEERING CONSTRUCTION INDUSTRY ASSOCIATION
REGISTERED NUMBER:

STATEMENT OF FINANCIAL POSITION
AS AT 31 DECEMBER 2017

	Note	2017 £	2016 £
Fixed assets			
Tangible assets	5	3,637	12,320
Investments	6	1,744,856	1,515,866
		<u>1,748,493</u>	<u>1,528,186</u>
Current assets			
Debtors: amounts falling due within one year	7	1,438,480	1,663,740
Current asset investments	8	3,000,000	3,000,000
Cash at bank and in hand		832,161	704,510
		<u>5,270,641</u>	<u>5,368,250</u>
Creditors: amounts falling due within one year	9	(1,323,391)	(1,433,568)
Net current assets		<u>3,947,250</u>	<u>3,934,682</u>
Total assets less current liabilities		<u>5,695,743</u>	<u>5,462,868</u>
Provisions for liabilities			
Deferred tax	10	(194,892)	(186,068)
Dilapidation provision		(62,250)	(62,250)
		<u>(257,142)</u>	<u>(248,318)</u>
Net assets		<u><u>5,438,601</u></u>	<u><u>5,214,550</u></u>
Capital and reserves			
Profit and loss account		<u>5,438,601</u>	<u>5,214,550</u>
		<u><u>5,438,601</u></u>	<u><u>5,214,550</u></u>

The financial statements have been prepared in accordance with the provisions of FRS 102 Section 1A - small entities.

The financial statements were approved and authorised for issue by the Management Board and were signed on its behalf on 14 March 2018.


Mr M Wilkins
 Management Board

ENGINEERING CONSTRUCTION INDUSTRY ASSOCIATION

**STATEMENT OF CHANGES IN EQUITY
FOR THE YEAR ENDED 31 DECEMBER 2017**

	Profit and loss account £	Total equity £
At 1 January 2016	5,017,167	5,017,167
Profit for the year	197,383	197,383
At 1 January 2017	<u>5,214,550</u>	<u>5,214,550</u>
Profit for the year	224,051	224,051
At 31 December 2017	<u><u>5,438,601</u></u>	<u><u>5,438,601</u></u>

ENGINEERING CONSTRUCTION INDUSTRY ASSOCIATION

NOTES TO THE FINANCIAL STATEMENTS FOR THE YEAR ENDED 31 DECEMBER 2017

1. General information

1.1 General Information

The Engineering Construction Industry Association (ECIA) is the principal trade and employer Association for the UK Engineering Construction Industry (ECI). The UK ECI designs, constructs and maintains process plant across the oil and gas, water, environment, steel and metal, cement, glass, paper, brewing and distillation, food, power generation, nuclear waste, reprocessing, pharmaceutical production, petrochemical and chemical sectors.

The ECIA provides its members with a collective voice to represent their interests on all matters affecting their industry. Through its structure, members enjoy access to government, legislators, clients and trade unions. It is supported by the statutory Engineering Construction Industry Training Board (ECITB).

The ECIA aims to provide member companies with a range of specialist, quality, value-adding services, designed to assist with the safe and successful management of people on UK engineering construction sites.

The Association is a Trade Association and domiciled in England. The address of its registered office is Broadway House, Tothill Street, London.

1.2 Statement of Compliance

The financial statements of the Engineering Construction Industry Association have been prepared in compliance with United Kingdom Accounting Standards, including Financial Reporting Standard 102, "The Financial Reporting Standard applicable in the United Kingdom and the Republic of Ireland" ("FRS 102") and the Trade Union and Labour Relations (Consolidation) Act 1992.

2. Accounting policies

The principal accounting policies applied in the preparation of these financial statements are set out below. These policies have been consistently applied to all the years presented, unless otherwise stated.

2.1 Basis of preparation of financial statements

The financial statements have been prepared under the historical cost convention unless otherwise specified within these accounting policies and in accordance with Section 1A of Financial Reporting Standard 102, the Financial Reporting Standard applicable in the UK and the Republic of Ireland.

The Management Board consider that there are no critical accounting estimates or key sources of estimation uncertainty used in the preparation of the financial statements.

ENGINEERING CONSTRUCTION INDUSTRY ASSOCIATION

NOTES TO THE FINANCIAL STATEMENTS FOR THE YEAR ENDED 31 DECEMBER 2017

2. Accounting policies (continued)

2.2 Turnover

Turnover is recognised to the extent that it is probable that the economic benefits will flow to the Association and the turnover can be reliably measured. Turnover is measured as the fair value of the consideration received or receivable, excluding discounts, rebates, value added tax and other sales taxes.

Turnover consists of members subscriptions, insurance commissions, and sundry income. Members subscriptions are recognised in the subscription year to which they relate. Insurance commissions are recognised in the month in which the related insurance policies commence, and the profit commission arising on insurance policies is recognised on an annual basis at the point it can be reliably measured. Sundry income is recognised in the period in which it is earned.

2.3 Dividend and interest income

Dividend income is recognised when the right to receive payment is established. Interest income is recognised in the period in which it was earned.

2.4 Employee benefits

The Association provides a range of benefits to employees, including paid holiday arrangements and a defined contribution pension plan.

(a) Short term benefits

Short term benefits, including holiday pay and other similar non-monetary benefits, are recognised as an expense in the period in which the service is received.

(b) Defined contribution pension plans

The Association operates a defined contribution plan for its employees.

A defined contribution plan is a pension plan under which the Association pays fixed contributions into a separate entity. Once the contributions have been paid the Association has no further payment obligations.

The contributions are recognised as an expense in the period on which they fall due. Amounts not paid are shown in accruals in the Statement of Financial Position.

The assets of the plan are held separately from the Association in independently administered funds.

2.5 Tangible fixed assets

Tangible fixed assets under the cost model are stated at historical cost less accumulated depreciation and any accumulated impairment losses. Historical cost includes expenditure that is directly attributable to bringing the asset to the location and condition necessary for it to be capable of operating in the manner intended by management.

ENGINEERING CONSTRUCTION INDUSTRY ASSOCIATION

**NOTES TO THE FINANCIAL STATEMENTS
FOR THE YEAR ENDED 31 DECEMBER 2017**

2. Accounting policies (continued)

2.5 Tangible fixed assets (continued)

Depreciation is charged so as to allocate the cost of assets less their residual value over their estimated useful lives, using the straight line method.

The estimated useful lives range as follows:

Office equipment	- 2 to 5 years
Computer equipment	- 2 to 5 years

2.6 Operating leases: the Association as lessee

At inception the Association assesses agreements that transfer the right to use assets. The assessment considers whether the arrangement is, or contains, a lease based on the substance of the arrangement.

Rentals paid under operating leases are charged to the Statement of comprehensive income on a straight line basis over the lease term.

Leases that do not transfer all the risks and rewards of ownership are classified as operating leases. Payments under operating leases are charged to the Income Statement on a straight-line basis over the period of the lease.

2.7 Dilapidation provision

The Association makes provision for dilapidation on the property that it occupies which is expected to be payable at the end of the lease term.

2.8 Valuation of investments

Investments in listed securities are remeasured to market value at each Statement of financial position date. Gains and losses on remeasurement are recognised in profit or loss for the period.

Investments in listed company shares are remeasured to market value at each Statement of financial position date. Gains and losses on remeasurement are recognised in profit or loss for the period.

2.9 Debtors

Short term debtors are measured at transaction price, less any impairment. Loans receivable are measured initially at fair value, net of transaction costs, and are measured subsequently at amortised cost using the effective interest method, less any impairment.

2.10 Cash and cash equivalents

Cash and cash equivalents includes cash in hand, deposits held at call with banks, other short-term highly liquid investments with original maturities of three months or less and bank overdrafts. Bank overdrafts are shown within borrowings in current liabilities.

2.11 Financial instruments

The Association only enters into basic financial instruments transactions that result in the recognition of financial assets and liabilities like trade and other debtors and creditors, loans from banks and other third parties, loans to related parties and investments in non-puttable ordinary shares.

ENGINEERING CONSTRUCTION INDUSTRY ASSOCIATION

**NOTES TO THE FINANCIAL STATEMENTS
FOR THE YEAR ENDED 31 DECEMBER 2017**

2. Accounting policies (continued)

2.11 Financial instruments (continued)

Financial assets that are measured at cost and amortised cost are assessed at the end of each reporting period for objective evidence of impairment. If objective evidence of impairment is found, an impairment loss is recognised in the Statement of comprehensive income.

2.12 Creditors

Short term creditors are measured at the transaction price.

2.13 Current and deferred taxation

Taxation expense for the period comprises current and deferred tax recognised in the reporting period. Tax is recognised in the Income Statement, except to the extent that it relates to items recognised in other comprehensive income or directly in equity. In this case tax is also recognised in other comprehensive income or directly in equity respectively.

(i) Current tax

Current tax is the amount of income tax payable in respect of the taxable profit for the year or prior years. Tax is calculated on the basis of tax rates and laws that have been enacted or substantively enacted by the period end. Management periodically evaluates positions taken in tax returns with respect to situations in which applicable tax regulation is subject to interpretation. It establishes provisions where appropriate on the basis of amounts expected to be paid to the tax authorities.

(ii) Deferred tax

Deferred tax arises from timing differences that are differences between taxable profits and total comprehensive income as stated in the financial statements. These timing differences arise from the inclusion of income and expenses in tax assessments in periods different from those in which they are recognised in financial statements.

Deferred tax is recognised on all timing differences at the reporting date except for certain exceptions. Unrelieved tax losses and other deferred tax assets are only recognised when it is probable that they will be recovered against the reversal of deferred tax liabilities or other future taxable profits.

Deferred tax is measured using tax rates and laws that have been enacted or substantively enacted by the period end and that are expected to apply to the reversal of the timing difference.

ENGINEERING CONSTRUCTION INDUSTRY ASSOCIATION

**NOTES TO THE FINANCIAL STATEMENTS
FOR THE YEAR ENDED 31 DECEMBER 2017**

2. Accounting policies (continued)

3. Employees

Staff costs were as follows:

	2017 £	2016 £
Wages and salaries	767,894	903,510
Social security costs	93,225	107,798
Cost of defined contribution scheme	40,102	49,826
	<u>901,221</u>	<u>1,061,134</u>

The average monthly number of employees during the year was 11 (2016 - 15).

4. Taxation

	2017 £	2016 £
Corporation tax		
Current tax on profits for the year	4,461	-
Deferred tax		
Capital gains	<u>8,824</u>	<u>16,587</u>

ENGINEERING CONSTRUCTION INDUSTRY ASSOCIATION

NOTES TO THE FINANCIAL STATEMENTS
FOR THE YEAR ENDED 31 DECEMBER 2017

4. Taxation (continued)

Factors affecting tax charge for the year

The tax assessed for the year is lower than (2016 - lower than) the standard rate of corporation tax in the UK of 19.25% (2016 - 20%). The differences are explained below:

	2017 £	2016 £
Profit on ordinary activities before tax	237,336	213,970
Profit on ordinary activities multiplied by standard rate of corporation tax in the UK of 19.25% (2016 - 20%)	45,679	42,794
Effects of:		
Disallowable items	12,531	19,944
Chargeable gains	40,443	-
Other timing differences leading to an increase (decrease) in taxation	-	60
Non-taxable income	(55,240)	(66,525)
Deferred tax not recognised	(25,581)	11,445
Rate change adjustment	(4,547)	8,869
Total tax charge for the year	13,285	16,587

ENGINEERING CONSTRUCTION INDUSTRY ASSOCIATION

**NOTES TO THE FINANCIAL STATEMENTS
FOR THE YEAR ENDED 31 DECEMBER 2017**

5. Tangible fixed assets

	Office equipment £	Computer equipment £	Total £
Cost			
At 1 January 2017	32,180	60,164	92,344
Additions	1,410	-	1,410
At 31 December 2017	<u>33,590</u>	<u>60,164</u>	<u>93,754</u>
Depreciation			
At 1 January 2017	28,311	51,713	80,024
Charge for the year on owned assets	1,642	8,451	10,093
At 31 December 2017	<u>29,953</u>	<u>60,164</u>	<u>90,117</u>
Net book value			
At 31 December 2017	<u>3,637</u>	<u>-</u>	<u>3,637</u>
At 31 December 2016	<u>3,869</u>	<u>8,451</u>	<u>12,320</u>

6. Fixed asset investments

	Listed investments £
Valuation	
At 1 January 2017	1,515,866
Revaluations	228,990
At 31 December 2017	<u>1,744,856</u>
Net book value	
At 31 December 2017	<u>1,744,856</u>
At 31 December 2016	<u>1,515,866</u>

The cost of investments recognised above is £408,257 (2015 £408,257).

ENGINEERING CONSTRUCTION INDUSTRY ASSOCIATION

NOTES TO THE FINANCIAL STATEMENTS
FOR THE YEAR ENDED 31 DECEMBER 2017

7. Debtors

	2017 £	2016 £
Trade debtors	1,361,242	1,561,836
Other debtors	42,958	51,176
Prepayments and accrued income	34,280	50,728
	<u>1,438,480</u>	<u>1,663,740</u>

8. Current asset investments

	2017 £	2016 £
Cash held on deposit	3,000,000	3,000,000
	<u>3,000,000</u>	<u>3,000,000</u>

9. Creditors: Amounts falling due within one year

	2017 £	2016 £
Trade creditors	39,228	51,421
Corporation tax	4,461	-
Other taxation and social security	130,080	170,186
Other creditors	17,242	19,919
Accruals and deferred income	1,132,380	1,192,042
	<u>1,323,391</u>	<u>1,433,568</u>

10. Deferred taxation

	2017 £	2016 £
At beginning of year	(186,068)	(169,481)
Charged to the Income Statement	(8,824)	(16,587)
At end of year	<u>(194,892)</u>	<u>(186,068)</u>

ENGINEERING CONSTRUCTION INDUSTRY ASSOCIATION

**NOTES TO THE FINANCIAL STATEMENTS
FOR THE YEAR ENDED 31 DECEMBER 2017**

10. Deferred taxation (continued)

The provision for deferred taxation is made up as follows:

	2017 £	2016 £
Capital gains	(194,892)	(186,068)
	<u>(194,892)</u>	<u>(186,068)</u>

11. Pension commitments

The Association operated a defined contribution pension scheme for all employees.

Contributions made into this scheme are paid by the Association at rates specified in the rules of the scheme. The assets of the scheme are held separately from those of the Association in an independently-administered fund.

Contributions payable by the Association during the year amounted to £40,102 (2016 - £49,826) and has been recognised in the Income Statement. As at the Statement of Financial Position date, there are no outstanding liabilities to be paid over to the fund (2016 - £Nil).

12. Commitments under operating leases

At 31 December 2017 the Association had future minimum lease payments under non-cancellable operating leases as follows:

	2017 £	2016 £
Not later than 1 year	51,300	-
	<u>51,300</u>	<u>-</u>

13. Controlling party

The members of the Association are the ultimate controlling party.