

National Insurance Numbers Allocated to Adult Overseas Nationals

Registrations to March 2018

Quarterly

Published 24th May 2018

United Kingdom

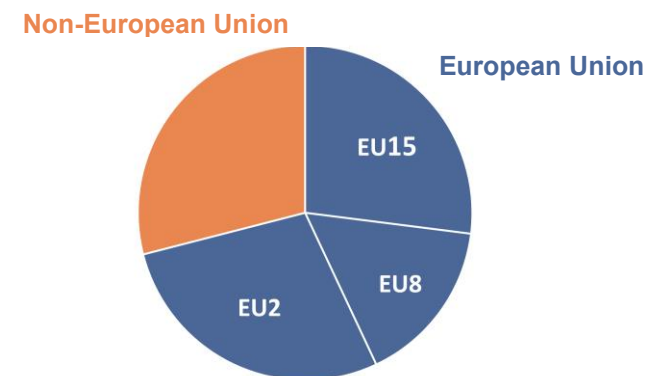
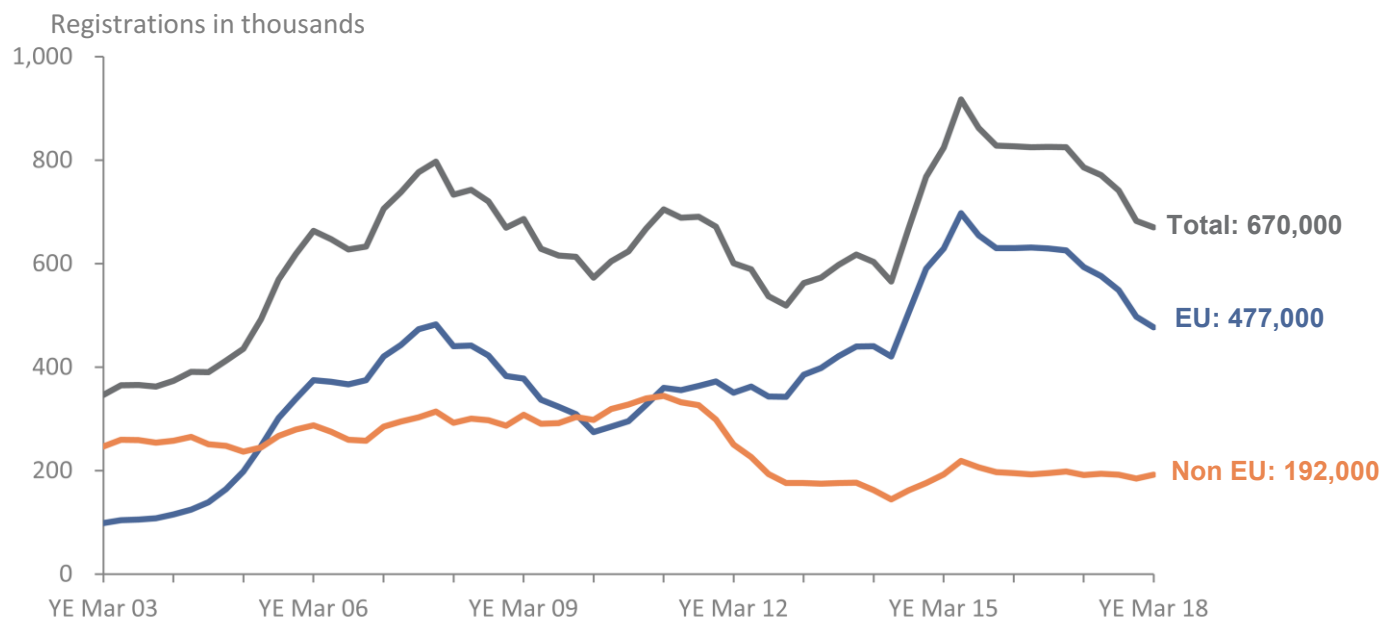
Official Statistics

What do these statistics show? A National Insurance Number (NINo) is generally required by any adult overseas national looking to work or claim benefits / tax credits in the UK. As such they show a count – by individual nationality - of the number of NINos registered to adult non-UK nationals each quarter, irrespective of the length of stay in the UK. The NINo statistics are not a count of the number of adult non-UK nationals currently residing in the UK.

Main stories

670 thousand NINos registered in the year to March 2018: a 15% decrease on the previous year

...of these, 71% are from within the EU



At a glance

Page

[Where in the world are people registering from?](#)

3

[Where in the UK are people registering?](#)

4

[About the statistics](#)

5

[Where to find out more](#)

5

Lead Statistician: Steve Watkins

Steven.watkins@dwp.gsi.gov.uk

DWP Press Office: 0203 267 5144

Comments and feedback are welcome

Published 24th May 2018

Next edition on 23rd August 2018

© Crown copyright

DWP publish annual [official statistics](#) every August, showing the number of non-UK nationals (at point of NINo registration) claiming a range of working age benefits.

These statistics are being developed to cover Universal Credit and Housing Benefits with the aim to be included in the next release in August 2018

What you need to know

These statistics are designated as official statistics – see [Status: Official statistics](#)

What can you use these figures for?

✓ they provide a 100% count of foreign nationals registering for a NINo in a quarter; what their nationality was at the time of registering and where they registered.

What you cannot use these figures for:

✗ As a count of quarterly or annual migration to the UK.

✗ The number of foreign nationals who have started work or are currently in work.

✗ The number of foreign nationals who are currently in the UK.

Further information including detail on uses and limitations of the series can be found in [background information](#).

This summary contains statistics on National Insurance Numbers (NINo) allocated to adult overseas nationals, covering the period from January 2002 to March 2018.

The NINo statistics show the number of people registering for a NINo in order to work or to claim benefits / tax credits and are one of a number of supplementary measures produced by Government of immigration to the UK.

The statistics are published as part of the scheduled timetable for the release of cross-Government migration statistics. The [Migration Statistics Quarterly Report \(MSQR\)](#) is a summary of the quarterly releases of official international migration statistics by the Office for National Statistics (ONS).

Comparisons with other sources of migration:

NINo statistics are not a direct measure of long term migration and therefore are not directly comparable with ONS long-term estimates of immigration. On 7 March 2016, the ONS published an [information note](#) explaining the reasons why long-term international immigration figures from the International Passenger Survey (IPS) could differ from the number of NINo registrations. This was followed by an [analytical paper](#) presenting analysis that has been undertaken across government to help understand why the 2 series are showing different trends, with focus on EU migration.

EU groupings used within migration statistics:

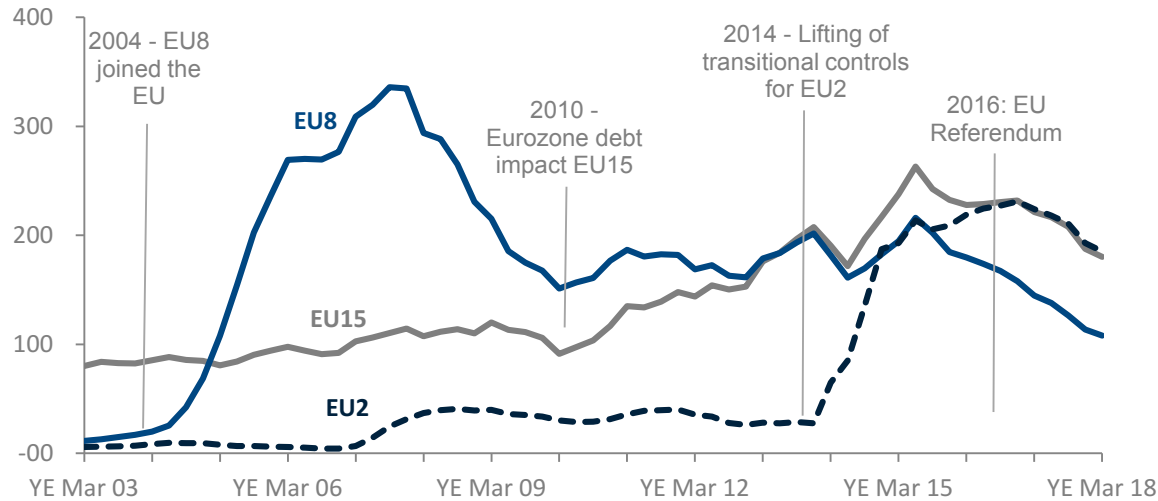
EU15 (original EU members), EU8 (joined the EU in 2004), EU2 (Romania & Bulgaria) and European Union Other

For reporting purposes, countries have been grouped into 'world areas' based primarily on geographical location, for more details see [World Areas](#)

Where in the world are people registering from?

Registrations to EU nationals have continued to fall.

NINo registrations (thousands) to EU nationals in the year to March 2018

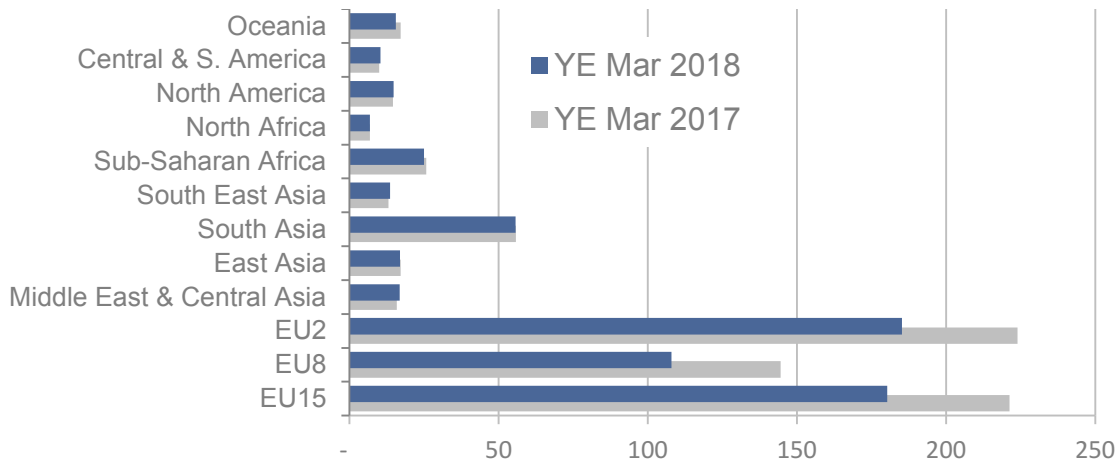


- In the year to March 2018, there were 477,000 NINo registrations by EU nationals (down 20% on the previous year) and 192,000 by non-EU nationals, an increase of 1,000 (0%) on the previous year.
- Registrations across all EU sub groups have decreased:
 - EU15 down 19% to 180,000
 - EU8 down 25% to 108,000
 - EU2 down 17% to 185,000
- Registrations to EU8 nationals now account for 23% of all EU registrations, this is down from 74% in 2007.

Note: There was a sharp rise in NINo registrations in 2014 following the removal of restrictions on work for EU2 citizens. Some of this is reflecting individuals who were residing in the UK prior 2014 and would only have been able to register for a NINo after that date (see [arrival to registration analysis on EU2 nationals](#)).

Outside of the EU, South Asia has the most registrations

Registrations (thousands) in the year to March 2017 /2018 by world area



Top 5 individual nationalities, registrations in year to March 2018 (thousands) and the % change from previous year.

EU	Non EU
Romania 148 (-19%)	India 34 (-3%)
Poland 58 (-30%)	Pakistan 13 (+10%)
Italy 48 (-14%)	China 11 (-4%)
Bulgaria 37 (-11%)	Australia 11 (-11%)
Spain 35 (-21%)	United States 10 (+3%)

Nationalities with the largest increases in registrations in the year to March 2018 are: Turkey up 41% to 4,500, Pakistan (see above), Iran up 22% to 4,500 and Iraq up 45% to 2,600.

Where in the UK are people registering?

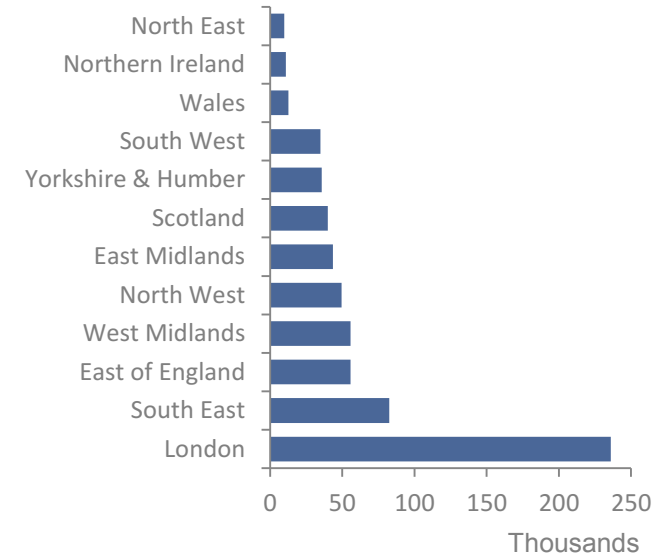
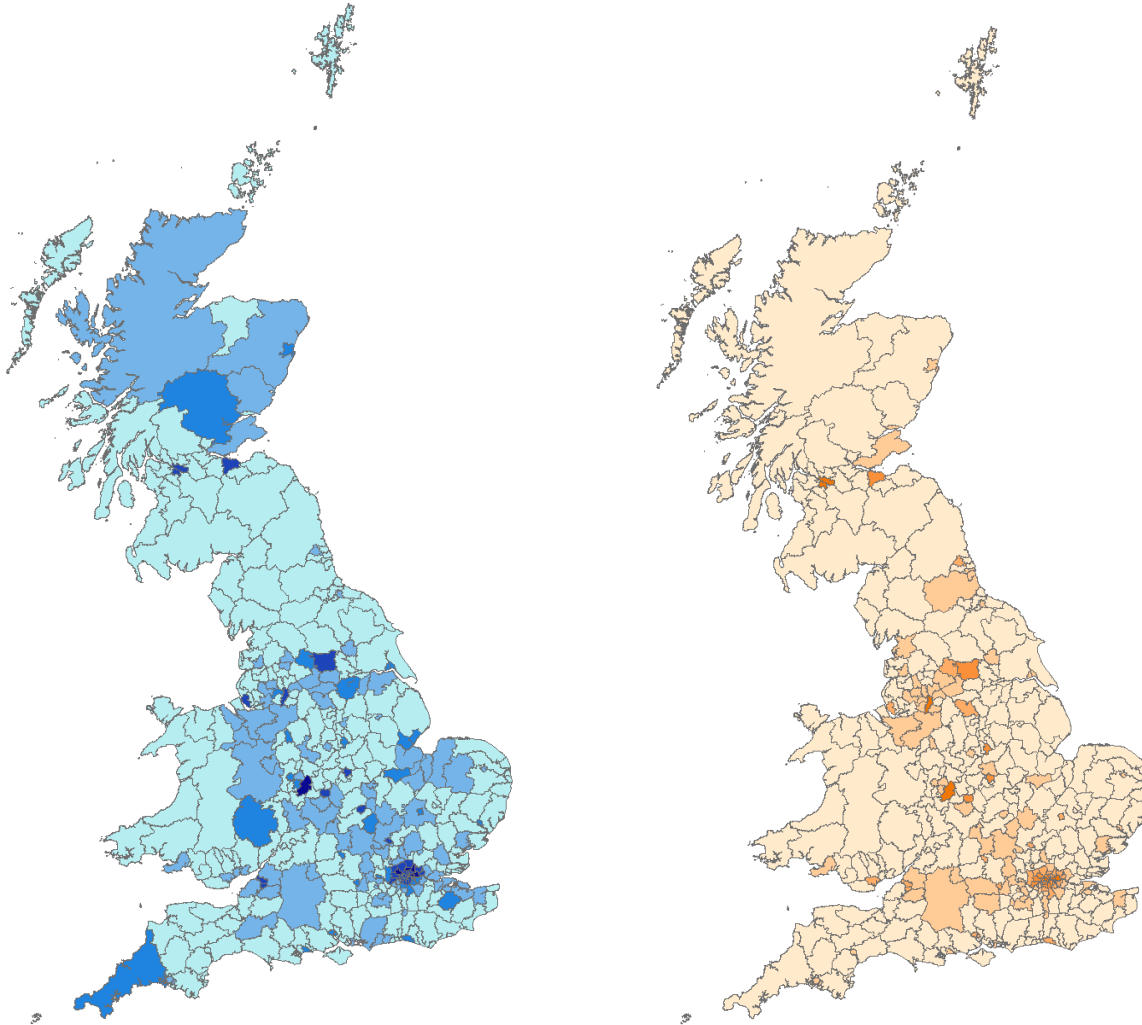
Almost half of all registrations are in London or the South East

NINo registrations Year to March 2018, by Local Authority at time of registration

All NINo registrations: Year to March 2018, by region

European Union

Non European Union



Top 10 Local Authorities	Registrations (thousands)
Newham	17
Birmingham	16
Tower Hamlets	15
Brent	14
Manchester	11
Westminster	11
Haringey	10
City of Edinburgh	10
Ealing	10
Waltham Forest	10

The darker areas of the map show local authorities with higher levels of registrations
 Click [here](#) for the interactive version: NINo registrations for year to March 2018

About these statistics

Status: Official statistics

National Insurance number (NINo) allocations to adult overseas nationals and nationality at point of NINo registration of Department for Work and Pensions (DWP) working age benefit recipients (NINo benefit claimants) are no longer badged as National Statistics. The statistics continue to be published as Official Statistics following Office for Statistics Regulation reassessment of the statistics. The full assessment can be found on the UK Statistics Authority website: [report on the reassessment of the NINo statistics](#).

World Areas

For reporting purposes, countries have been grouped into 'world areas' based primarily on geographical location. Countries are grouped according to current world area status for the entire back series.

World Area	Sub Group
European Union (EU)	European Union EU15 (original EU members), European Union EU8 (joined EU in 2004), European Union EU2 (Romania & Bulgaria), European Union Other
Non-European Union (Other Europe)	Other Europe
Asia	Middle East and Central Asia, East Asia, South Asia, South East Asia
Rest of the World	Sub-Saharan Africa, North Africa, North America, Central and South America, Oceania

A detailed nationality breakdown for each world area is available in the supplementary tables accompanying this [release](#).

Where to find out more

This document and the summary tables can be found here: <https://www.gov.uk/government/collections/national-insurance-number-allocations-to-adult-overseas-nationals-entering-the-uk>

Further information including detail on data sources, uses and limitations of the series can be found here: <https://www.gov.uk/government/statistics/nino-allocations-to-adult-overseas-nationals-entering-the-uk-background-information>

Build your own tables using Stat-Xplore: <https://stat-xplore.dwp.gov.uk/>

See our interactive map: Click here: <https://dwp-stats.maps.arcgis.com/apps/Viewer/index.html?appid=e449d3f2bd5e4e55aebc6154f69de07a>

View our new interactive NINo dashboard: <https://ninodash.herokuapp.com/>

Further detail on the NINo application process is available here: <https://www.gov.uk/apply-national-insurance-number>

The Migration Statistics Quarterly Report provides a comprehensive summary of the various sources of migration statistics including headline NINo statistics: <https://www.ons.gov.uk/peoplepopulationandcommunity/populationandmigration/internationalmigration/bulletins/migrationstatisticsquarterlyreport/previousReleases>

Enquires and feedback

DWP would like to hear your views on our statistical publications. If you use any of our statistics publications, we would be interested in hearing what you use them for and how well they meet your requirements : Email DWP at stats-consultation@dpw.gsi.gov.uk.

Press enquiries should be directed to the Department for Work and Pensions Press Office: 0203 267 5144.

Other enquiries about these statistics should be directed to:

YOLANDA.RUIZRODRIGUEZ@DWP.GSI.GOV.UK

STEVEN.WATKINS@DWP.GSI.GOV.UK