

Annex A.1 – Terms of Reference

Endline Report – Step Change Window

Final Version (December 2017)

Annex A.1: GEC Evaluation Manager Terms of Reference

September 2011

Introduction

1. The Department for International Development (DFID) manages the UK's aid to poor countries and works to get rid of extreme poverty. DFID is working to reach the Millennium Development Goals (MDGs), the international targets agreed by the United Nations (UN) to halve world poverty by 2015. Progress on girls' education is critical to the achievement of these targets. Millennium Development Goals (MDGs) 2 and 3 specifically relate to education and achieving gender parity.
2. Globally 39 million primary age girls, have never been to school. And 70% of these girls come from the poorest and most marginalized communities in the most disadvantaged locations, ethnic groups etc. Over the last 20 years primary enrolments for girls have improved along with boys but completion rates are equally low for both sexes. At the secondary level the differences between boys and girls participation rates really start to show. Large disparities exist within countries with poor rural girls come off the worst in terms of educational disadvantage even at the primary level.
3. Levels of traditional ODA to education have stagnated and, given the global financial situation and shifting development priorities, may even go into decline. DFID is refocusing its efforts on girls' education through the Girls Education Challenge fund with the ambition that this will have a catalytic effect on other international partners.
4. The GEC is open to competitive bids from non-state organisations to fund programmes that focus on getting girls into primary and lower secondary education, keeping them there, and making sure they learn. It is expected that £355 million is available in total to support the GEC up to March 2015.
5. This support should enable at least 660,000 marginalised girls to complete a full six-year cycle of primary school or 1 million marginalised girls to complete three years of junior secondary school.
6. A dedicated Fund Manager will be responsible for the day-to-day operation of the GEC, including establishing the bidding process, supporting bidders, sifting and scoring proposals, evaluate Value for Money and making project funding recommendations for Board and Ministerial approval, and managing the relationship with projects to be funded.
7. The independent Evaluation Manager which these Terms of Reference relate will be contracted to establish and run a rigorous monitoring and evaluation framework to assess the effectiveness and impact of individual projects and the GEC as a whole, and disseminate lessons to inform GEC design and wider DFID programming.

Objective

8. DFID is seeking to procure the services of an independent Evaluation Manager for the Girls Education Challenge (GEC) Fund over the next four years. DFID is committed to ensuring that every girl and every boy has access to a good quality education but there is a specific need for an additional focus on girls. The Evaluation Manager will provide an independent and rigorous monitoring and evaluation function, designing and implementing a framework which will assess the effectiveness of individual projects and the GEC as a whole and disseminate good practice.
9. Full details of the GEC can be found in the Business Case on DFID's website www.dfid.org.uk

Recipient

10. The recipient of this service will be DFID.

Scope of Work and Requirements

11. The independent Evaluation Manager's primary responsibility is to track results effectively, feedback accurate assessments to the GEC Board and DFID and ensure lessons are available to inform GEC evolution and wider DFID programming.
12. The Evaluation Manager will be expected to provide a draft Monitoring and Evaluation Framework for approval by the GEC Board and DFID within the first 6 months. This inception report should contain:
 - risk management plan;
 - quality assurance plan;
 - proposed basis of work with Fund Management agent;
 - evaluation strategy;
 - outline of proposed methods for assessing core indicators;
 - outline of proposed approach to assessing grant-specific additional indicators;
 - outline of proposed approach to measuring and evaluating value for money of individual projects and cost benefit of the programme as a whole;
 - draft strategy for disseminating information to key stakeholder and partners;
 - proposed outline method for measuring educational outcomes; and
 - first draft of design of longitudinal study.
13. Once the inception report it is approved it is expected that the Evaluation Manager will be responsible for delivering the following outputs in consultation and agreement with DFID:
14. Tracking progress: ensuring robust measurements of performance at the project and programme level:
 - quality assure project progress reports, with a focus on ensuring robust tracking of performance based on agreed milestones and targets and challenging data and conclusions if necessary;
 - notifying DFID and the GEC board of progress with projects, including where problems have arisen that may require action at least twice annually; and
15. Evaluating new approaches to implementation: disseminating and presenting lessons, including cost comparisons, to inform GEC evolution and wider DFID and global programming::
 - with the Fund Manager disseminate lessons learned and report those to the GEC board to agree evolution of GEC accordingly;
 - generic lessons are drawn out on what works in girls' education, triangulated with other evidence, and reported to DFID. These lessons may be both immediate and used to inform future GEC evolution or longer term and inform future DFID or others' interventions;
 - systemic lessons are drawn out on the costs and benefits of the Challenge approach compared to other approaches including DFID bilateral aid and other DFID Challenge Fund type operations.
16. In-depth evaluations: to include working with DFID and the GEC Board to select, design and administer in depth evaluations on a select number of project interventions and thematic areas
 - the GEC Board and DFID will, following recommendations from the Evaluation Manager, select a number of projects and thematic areas for in depth evaluation. These decisions will be based on relevance to the overall objectives of the GEC, potential for wider DFID and global lesson learning and the potential to fill key knowledge gaps and feasibility and cost of collecting data. Whilst designing these evaluations the Evaluation Manager's considerations should include how to: measure the adequacy of methodologies; assess cost comparisons with relevant tried and tested interventions; combine quantitative and qualitative assessments and include a variety of methodologies including community surveys;
 - tracking whether result chains set out in the Theory of Change and logframe hold good and evidence base is sound; and
 - producing and dissemination evaluation syntheses across DFID and wider audience.
17. Design the Longitudinal study: to include draft methodology, outline core indicators, milestones and example budget:
 - Design at least one separate longitudinal study (probably to be delivered through a research institute) to follow through a cohort of girls for at least ten years to assess the longer term health and economic impact of education set out in the Theory of Change likely to require study well beyond the 4 year life of the programme. The focus of the longitudinal study will also be selected by the GEC Board after the first round of bids.

18. Supporting grantees to develop and deliver effective project M&E: working with the Fund Manager to help grantees design and manage effective M&E components which are consistent with the GEC logframe;
 - support the Fund Manager to ensure all successful proposals have written and financed within the project concrete M&E plans designed to collect systematic baseline data; consistently monitor progress against milestones and targets in the GEC log frame and a plan for conducting an end of project survey to facilitate the project completion report.
19. Disseminate and communicate information: design and administer a structure for disseminating key findings and lesson learning to key partners and stakeholders
 - Through a variety of mediums design an innovative strategy to disseminate data and engage key partners and stakeholder in lesson learning on implementation and good practice from the GEC reaches a wide audience.
 - This should include outreach and engagement with: project implementing partners; national governments; DFID country offices; bilateral and multilateral the private sector and civil society.
20. In addition the Evaluation Manager will be expected to:
 - establish a good working relationship with the Fund Manager;
 - support the Fund Manager to establish appropriate monthly reporting mechanisms;
 - support the Fund Manager to update the project logframe annually to be approved by DFID; and
 - respond to the needs of the GEC Board.
21. The Evaluation Manager should have a proven track record of:
 - monitoring and evaluation of development programmes using both quantitative and qualitative methods;
 - work with educational programmes including testing of educational outcomes;
 - social research management;
 - management of impact evaluations; and
 - undertaking evaluations in the context of major donor interventions, ideally focused outside of government

Constraints and Dependencies

22. The GEC will support projects to be implemented in 10 of the 27 countries in which DFID operates. The Evaluation Manager will be expected to provide their own overseas duty of care and logistical arrangements. If deemed necessary DFID may need to be convinced that systems and procedures that they have in place are adequate if traveling to conflict affected countries.

Reporting and Monitoring and Evaluation

23. Key Performance Indicators (KPIs) will be agreed between DFID and the successful bidder during the post-tender clarification stage and before formal contracting. These will ensure that the management of the contract is undertaken as transparently as possible and to ensure that there is clarity of roles and responsibilities between the DFID Internal Team and the Evaluation Manager.
24. The GEC Board will evaluate the performance of the Evaluation Manager throughout the life of the programme and at least twice yearly one of which will be as part of DFID standard Annual Review of the programme. The Evaluation Manager will be expected to submit progress reports and lessons presented written and orally to the GEC Board to DFID twice annually in line with DFID's programme cycle as outlined in the requirements section of this ToR. It is expected that the Evaluation Manager take a proactive approach to notifying DFID of any matters which may require immediate attention.
25. The inception report should be finalized within the first 6 months as detailed in the scope of work and requirements section. The inception report should outline details of timelines for in-depth evaluations and the longitudinal study milestones. Comprehensive progress and evaluation report in spring 2014 to inform possible future support for the GEC. The final evaluation report by February 2015.

Timeframe

26. The contract for the Evaluation Manager will be awarded from February 2012 – March 2016. The contract is designed to end one year after financing is dispersed to allow a final evaluation of projects to be completed if necessary.
27. The final selection of the Evaluation Manager following the short listing will be undertaken through a presentation for each bid. Therefore it will be critical that the relevant personnel will be available for this. These will be scheduled week commencing 12th December 2011.
28. The Girls Education Challenge fund will run for 4 years initially (2011 – 2015) with the possibility of a further extension. Although no project financing is committed beyond 2015 the Evaluation Manager should consider establishing monitoring and evaluation systems in terms of measuring the long-term sustainable benefits of the GEC benefits beyond the life of the programme.
29. The first Step Change Projects will be awarded in spring 2012 and Strategic Partnerships will be asked to express further interest around the same time. Initial Innovative projects are likely to be awarded in January 2013. All projects proposals will be approved at board level, following recommendations by the Fund Manager, with final sign off required by the Secretary of State for International Development.
30. The Evaluation Manager will be expected to play a significant role supporting the Fund Manager to arrange an event to be held in early 2015 at which the GEC projects will be able to demonstrate the results of their investments to the GEC Board and a panel of potential funders (including private sector foundations).

DFID coordination and management

31. A GEC board will be established – chaired by a prominent development specialist - to provide leadership to the GEC. The board will consist of individuals representing the private sector and the non-governmental sector and include specific expertise in education, evaluation and finance. The DFID GEC team will act as a secretariat to the board.
32. The Evaluation Manager will report directly to the Board. Operating independently from the Fund Manager the Evaluation Manager will provide reports to an agreed timetable to the Board, liaising with the DFID EvD Team as appropriate.
33. The DFID GEC team (consisting of the Senior Education Advisor and Policy and Programme Manager) will have the day-to-day oversight and management of the Evaluation Manager. The DFID EvD Team will also have an oversight role of the GEC Evaluation Manager, providing strategic advice as required and ensuring that evaluation and monitoring activity aligns with wider DFID activity.
34. The DFID GEC team will monitor operational and financial progress on an ongoing basis and raise any issue that require attention to the chair of the GEC Board and DFID senior management and Ministers as necessary.

The Evaluation Manager will be expected to report to the board twice annually alongside the Fund Manager who will be expected to present funding recommendations along with progress and decision points to the board. The board will then submit their view on this information to the Secretary of State for International Development for his final approval before any financing is awarded or any significant changes are made to the fund.

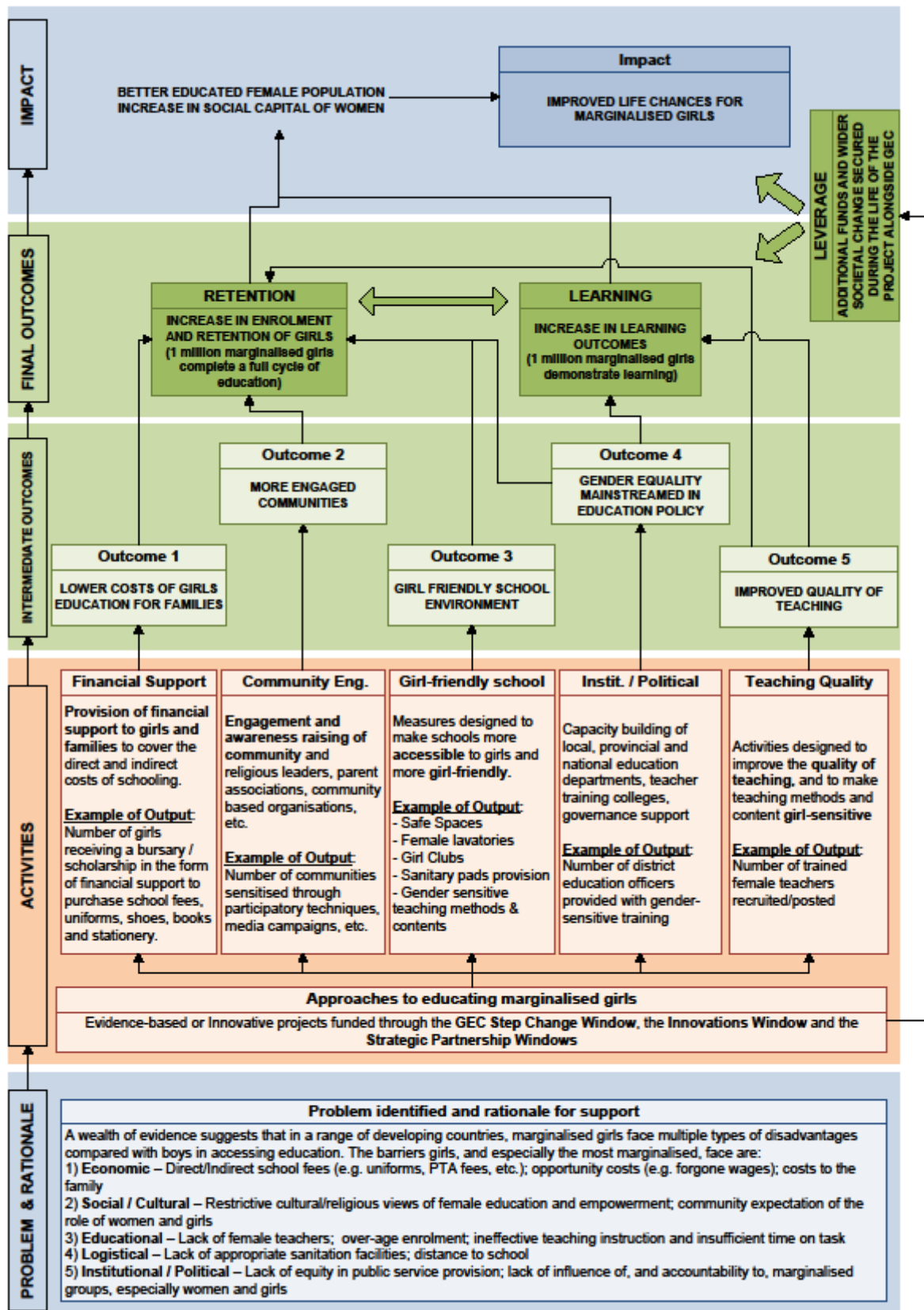


Annex A.2 – GEC Theory of Change

Endline Report – Step Change Window

Final Version (December 2017)

Annex A.2 – GEC Theory of Change





Annex B – Project Profiles and Intervention Planning

Endline Report – Step Change Window

Final Version (December 2017)

Annex B – Project Profiles and Intervention Planning








Aga Khan Foundation – Afghanistan

Steps Towards Afghan Girls’ Education Stages (STAGES)

Pre-school, Primary, Lower Secondary | **24, 165 girls** | **£28,030,000**

Provinces: Badakhshan, Baghlan, Balkh, Bamyán, Faryab, Ghor, Herat, Kabul, Kapisa, Kandahar, Khost, Paktia and Parwan.

STAGES operates across 14 provinces of Afghanistan. The project has established community-based primary, lower secondary and accelerated learning classes in communities where there is no government school. The implementation of these classes is complemented by a range of additional interventions, including: training of teachers and school management councils, renovation of classrooms and provision of school equipment, facilities, infrastructure and learning resources.

Economic	Teacher training	Infrastructure	Community-based	Extracurricular & non-formal education	School management & governance	Empowerment & self-esteem	Marginalisation related	Violence related
								







ACTED Afghanistan

Increasing the Access and Quality of Basic Education for Marginalised Girls in Faryab

Primary | **9,432 girls** | **£44,790.61**

Overview of the Project

The project “Increasing the Access and Quality of Basic Education for Marginalized Girls in Faryab” operates in Faryab province in Afghanistan. The project aims to construct primary schools and Youth Development Centres (YDCs) and hold village literacy courses across the province. It also hires professional female teachers for the YDCs, conducts teacher trainings and provides vocational training to increase female economic empowerment.

Economic	Teacher training	Infrastructure	Community-based	Extracurricular & non-formal education	School management & governance	Empowerment & self-esteem	Marginalisation related	Violence related
								

CfBT (now called EDT) – Kenya

Wasichana Wote Wasome (WWW – Let All Girls Read)

Primary | **136,000 girls** | **£13,510,921**

Provinces: Arid/Semi-Arid Lands: Turkana, Samburu, Marsabit, Tana River, Kwale, Kilifi. Urban slums: Nairobi, Mombasa.

Overview of the Project

The project works in primary schools in two contexts: Arid and Semi-Arid Lands (ASALs) and urban slums. It drives changes at four different levels: the community, the home, the school and the girl herself. At the community level, the project is running community conversations, engaging with men and boys on girls’ right to education, and mobilising community support and funds for girls’ education. At household level it provides cash transfers; back to school kits; visits by community health workers; and tailored support for marginalised girls to (re)enrol. At the school level, it coaches teachers in reading and gender-sensitive pedagogy; and works with schools to enhance gender equality, adolescent health, school infrastructure and girl-friendliness. At the individual level, the project is providing girls’, boys’ and special health clubs, role models and deworming and vitamin supplements.

Economic	Teacher training	Infrastructure	Community-based	Extracurricular & non-formal education	School management & governance	Empowerment & self-esteem	Marginalisation related	Violence related

ChildHope – Ethiopia

Securing Access and Retention into Good Quality Transformative Education

Primary & Secondary | **16,503 girls** | **£2,313,518**

Provinces: Amhara (South Gondar, South Wollo), Oromiya (Arsi)

Overview of the Project

At individual girl level, the project focuses on delivering individualised academic and life skills to all target girls (e.g. providing books, uniforms, and tutorials). At school level, it focuses on creating safer, stimulating and less discriminatory environments (e.g. by training teachers, supporting girls with disability, placing letter-link boxes for children to report abuse, building toilets, establishing girls’ reading corners and clubs for girls and boys). At family and community level, the focus is on increasing knowledge and skills to support marginalised girls’ education (e.g. conducting community conversations, providing income grants to families and supporting stakeholders’ committees to better coordinate on girl’s education and child protection issues).

Economic	Teacher training	Infrastructure	Community-based	Extracurricular & non-formal education	School management & governance	Empowerment & self-esteem	Marginalisation related	Violence related

IRC – DRC







Valorisation de la Scolarisation de la Fille (VAS-Y Fille!)

Primary | 109,577 girls | £22,131,437

Provinces: Bandundu, Equateur, Kasai Orientale, Katanga, Province Orientale

Overview of the Project

The VAS-Y Fille! (VYF) project is implemented in 400 schools, covering five provinces in DRC where girls have particularly low enrolment, retention and attendance rates. VAS-Y Fille! awards need-based scholarships and vouchers to selected girls in intervention schools, and invites parents to join savings and loan associations. The project provides training packages to selected teachers, covering literacy, numeracy and gender-sensitive pedagogy. It also offers after-school tutoring for low-performing students; runs community mobilisation campaigns around girls' education; supports PTAs in making schools more girl-friendly, and supports CSOs providing non-formal accelerated learning programmes (ALP) to boys and girls who are out of school.

Economic	Teacher training	Infrastructure	Community-based	Extracurricular & non-formal education	School management & governance	Empowerment & self-esteem	Marginalisation related	Violence related
								

Plan – Sierra Leone

Education in Emergencies – Ebola Response Year

Education Focus: Lower Primary, Upper Primary, Lower Secondary

Lead Organisation: Plan International

Country: Sierra Leone. **Provinces:** Port Loko, Moyamba, Kono, Kenema and Kailahun

GEC Funding: Not Available

Target Reach: 21,600

Overview of the Project

The Ebola Response year programme was designed to provide ongoing assistance to GEC participants during the Ebola outbreak in Sierra Leone, and supported the government response and needs of the target group. The programme ran between Jan 2015 until December 2015. Activities included support of the Ministry of Education, Science, and Technology (MEST) in the five target districts, providing weekend repeat broadcasts of the weekly MEST radio education programme, and study groups. The consortium also provided training to learning assistants and training in Sexual Reproductive Health and Rights (SRHR) to teachers, with the aim of creating a more girl-friendly school environment. Parents' Advocacy Clubs were also formed, with the aim of mobilising parents to advocate for girls' education in their communities. There was a focus on reaching girls with a disability with the activities carried out by Handicap International.

Economic	Teacher training	Infrastructure	Community-based	Extracurricular & non-formal education	School management & governance	Marginalisation related



Save the Children (5098) – Ethiopia

Pastoralist Afar Girls’ Education Support Projects (PAGES)

Primary | **12,479 girls** | **£9,000,465**

Provinces: Afar (Mille, Ada’ar, Chifra, Dewe, Hadelela, Semurobi, Gewane and Buremudaytu)

Overview of the Project

PAGES operates in the Afar region in the north-east of Ethiopia. The project aims to help improve girls' life chances by strengthening their right and access to education. The project focuses on primary education (Grades 1-3 and Alternative Basic Education levels 1-3, and out-of-school girls), using interventions at the individual, community, school and policy level to address the many barriers faced by girls across Afar.

Economic	Teacher training	Infrastructure	Community-based	Extracurricular & non-formal education	School management & governance	Empowerment & self-esteem	Marginalisation related	Violence related

WUSC – Kenya

Kenya Equity in Education Project (KEEP)

Upper primary & lower secondary | **25,867 girls** | **£14,737,043**

Provinces: Kakuma and Dadaab refugee camps; host communities in Turkana West (Turkana County), Dadaab, Fafi and Wajir South (Garissa County)

Overview of the Project

KEEP’s principal entry point is through 89 target schools in Kakuma and Dadaab refugee camps and their host communities in Turkana West, Dadaab, Fafi and Wajir South districts of Kenya. KEEP provides infrastructure, material and human resources to these schools in varying levels, dependent upon need, as well as learning supports and motivational materials to deserving and particularly marginalized girls attending these schools. The project promotes and strengthens girls’ and boys’ clubs, School Management Committees (SMC) and Parent Teacher Associations (PTA) in these schools. It provides resources to work with community leaders and opinion makers, and coordinates efforts with other relevant actors.

Economic	Teacher training	Infrastructure	Community-based	Extracurricular & non-formal education	School management & governance	Empowerment & self-esteem	Marginalisation related	Violence related



BRAC – Afghanistan

Community Based Education for Marginalised Girls in Afghanistan

Primary & Secondary | **50,100 girls** | **£14,468,601**

Provinces: Baghlan, Balkh, Herat, Kabul, Kapisa, Kunduz, Nangarhar, Parwan, Jawzjan and Samangan

Overview of the Project

The project aimed to enrol and retain out-of-school girls by establishing community-based girls’ schools and maintaining enrolment of girls in government schools at risk of dropping out. The project is training older girls as teachers and peer mentors, as well as providing stationery and stipends and organising Mother’s Meetings to discuss issues and attitudes towards girls’ education. Student Organisers ensure girls’ safe transportation and attendance at community based schools. BRAC is also providing in-service training to government school teachers and hub school workshops to support existing government schools.

Economic	Teacher training	Infrastructure	Community-based	Extracurricular & non-formal education	School management & governance	Empowerment & self-esteem	Marginalisation related	Violence related

Camfed – Tanzania and Zimbabwe

A New “Equilibrium” for Girls

Lower secondary | **53,641 (T) & 118,000 (Z)** | **£23,716,751**

Provinces: Tanzania Provinces: Iringa, Morogoro, Pwani, Tanga. Zimbabwe Provinces: Manicaland, Mashonaland Central, Mashonaland East, Mashonaland West, Masvingo, Mataberland North, Mataberland South, Midlands.

Overview of the Project

A New Equilibrium for Girls operates in 10 rural districts in Tanzania and 24 rural districts in Zimbabwe. The project has provided financial support combined with targeted local initiatives to tackle obstacles to girls’ retention and ensure a supportive educational environment. Activities have included: developing and distributing low-cost, self-directed study guides in core curriculum subjects to support academic learning, as well as a broader life skills curriculum. The project has also recruited young women school leavers to play a role as Learner Guides, supporting children in their local schools while gaining status and opportunities. The project has reinforced existing local government and community structures to respond to the needs of marginalised girls, and with the aim of influencing policy. This project has pioneered the use of mobile technology to capture real-time data about girls, their schools and communities; and engaged with national education partners to develop and review the approach under the GEC, as well as identify opportunities for key lessons and practices to be adopted.

Economic	Teacher training	Infrastructure	Community-based	Extracurricular & non-formal education	School management & governance	Empowerment & self-esteem	Marginalisation related	Violence related

CARE – Somalia

Girls Education Promotion Project (SOMGEP)

Primary & Secondary | **10,145 girls** | **£11,471,268**

Provinces: Togdheer, Sool, Sanaag, Mudug, Ayn and Galmudug

Overview of the Project

The project seeks to mobilise about 170 rural communities to support girls’ education. This will entail in-service training and support of teachers and pre-service recruitment and training of teacher candidates (30% female) to provide relevant, quality education for primary and secondary school rural girls. The project plans to construct or refurbish schools, so as to provide culturally appropriate, child/girl-friendly learning facilities in 150 rural primary schools and 20 secondary schools, as well as to build boarding facilities in two secondary schools for rural girls.

Economic	Teacher training	Infrastructure	Community-based	Extracurricular & non-formal education	School management & governance	Empowerment & self-esteem	Marginalisation related	Violence related

Relief International – Somalia

Educate Girls, End Poverty

Primary & Secondary | **48,447 girls** | **£9,925,005**

Provinces: Somaliland, Puntland, and South Central

Overview of the Project

The purpose of the project is to enrol more girls in school, inspire them to stay in school, and make sure they graduate school with knowledge that enables them to break the cycle of poverty. The project works within primary, secondary, vocational, and non-traditional schools, and family life education centres¹.

To tackle demand-side barriers, the project is running the following activities: awareness-raising and behavioural change activities, such as media messaging, community dialogues, and door-to-door recruitment campaigns to promote the importance of girls’ education; providing bursaries to the most marginalised girls; training teacher mentors to provide psycho-social support, sanitary kits and menstrual hygiene advice to girls; and distributing a Safety Net Fund at the school level, providing items such as school uniforms, shoes, bags, and exam fees to girls at risk of dropping out.

¹ Project proposal

To improve education on the supply side, the project is improving classroom and school facilities; distributing supplies and learning materials; providing a two-year in-service training for female teachers; launching a travelling library; and is piloting a feeding programme in selected schools. The project is also building capacity of MoE officials in all three zones; training Community Education Committees (CEC) in school management, child protection, and approaches for getting out-of-school girls into school; and establishing girls' clubs. They are also bringing diaspora Somali women to join project schools as interns, to work with girls in clubs and fundraise after they return home.

Economic	Teacher training	Infrastructure	Community-based	Extracurricular & non-formal education	School management & governance	Empowerment & self-esteem	Marginalisation related	Violence related

Save the Children – Mozambique

Promoting Advancement of Girls' Education in Mozambique (PAGE-M)

Lower & Upper Primary | **38,752 girls** | **£6,731,942**

Provinces: Gaza, Manica and Tete provinces (ten districts within these provinces)

Overview of the Project

PAGE-M operates in three provinces and ten districts in Mozambique. It provides school kits for the most marginalised girls, bursaries for secondary school girls, and runs community sensitisation events and community radio programmes about girls' education. It supports the creation of women's clubs that promote retention of girls, follow-up on violations of girls' rights and individual cases of school-drop out. It runs girls' clubs to strengthen girls' confidence and knowledge of their rights, and trains club members as peer educators to help other girls with educational or social challenges. The project also promotes the establishment of safe school committees, and is piloting a complaint response mechanism for children. Finally, the project applies a literacy and numeracy boost methodology to existing in-service trainings.

Economic	Teacher training	Infrastructure	Community-based	Extracurricular & non-formal education	School management & governance	Empowerment & self-esteem	Marginalisation related	Violence related

World Vision – Zimbabwe










Improving Girls' Access through Transforming Education (IGATE)

Primary & lower secondary | **60,967 girls** | **£11,940,168**





Provinces: 10 Districts: Beitbridge, Binga, Chivi, Gokwe North, Gowke South, Insiza, Lupane, Mberengwa, Mangwe, Nkayi

Overview of the Project






The project is providing village savings and loans to raise money for girls’ school fees and cost of education; running trainings for mothers’ groups on how to mentor and guide girls and other parents on education, gender-based violence, and menstrual hygiene; organising school-based girls’ clubs run by female teachers to build girls’ leadership skills and their understanding of their rights; training school officials involved in School Development Committees on business and management skills, and on how to create and foster gender-friendly environments; training communities in the use of an educational score card to assess school quality, develop action plans, and lobby for improvements; providing bicycles to students that have to cover long distances; engaging faith leaders and male champions to promote girls’ education; and training teachers to develop students’ reading skills.

Economic	Teacher training	Infrastructure	Community-based	Extracurricular & non-formal education	School management & governance	Empowerment & self-esteem	Marginalisation related	Violence related
								

Intervention Mapping

Intervention type	Intervention	Total core	BRAC Afg	AKF Afg	Acted Afg	IRC DRC	STC Eth	ChHpe Eth	WUJSC Ken	CfBT Ken	STC Moz	Plan Sie	RI Som	CARE Som	WV Zim	Camfd Z-T
 <p>ECONOMIC</p>	Bursaries	8	✓			✓			✓		✓	✓	✓	✓		✓
	Cash Transfers	1								✓						
	Income-generating activities	4			✓			✓							✓	✓
	In-kind support (school kits, uniforms, etc.)	11	✓	✓	✦		✓	✓	✓	✓	✓	✓	✓	✓	✓	
	Loans and savings	5				✓	✓	✓							✓	✓
 <p>INFRASTRUCTURE & RESOURCES</p>	School and classroom building/ improvement	7	✓	✓	✓		✓	✓	✓		✦			✓		
	Textbooks & Learning materials	8		✓	✦		✓		✓	✓	✓	✓	✦	✦	✓	✓
	Toilettes & WASH facilities	5			✓		✓	✦	✓				✓	✓	✦	
 <p>TEACHER TRAINING</p>	Formal pre-service teacher training	1		✦								✦		✓		
	Gender responsive pedagogy	9		✓	✓	✓	✓	✦	✓	✓	✦	✓	✓	✓		
	Inclusive classroom strategies	2	✓	✦								✓				
	Literacy and numeracy	6	✓	✦		✓	✓			✓	✓			✦	✓	
	Peer support and mentoring	4		✓						✓	✓	✓	✦	✦		
	Skills training	5	✓	✦				✓			✓	✓				✓
 <p>COMMUNITY BASED</p>	Adult literacy	0		✦	✦									✦		
	Community meetings/ gatherings	4	✓	✦	✦		✓	✓		✓				✦	✦	✦
	Household-level visits and support	1		✦	✦	✓					✦			✦	✦	✦
	Media (radio, TV, advertising)	3		✦	✓				✓		✦	✦	✓	✦		
	Parents' and women's groups	8	✓	✓	✓						✓		✓	✓	✓	✓
	Working with faith groups & traditional leaders	3		✦									✓	✓	✓	
	Working with men and boys	1		✦					✓	✦				✦	✦	✦

STEP CHANGE WINDOW – ENDLINE EVALUATION REPORT - ANNEX B

Intervention type	Intervention	Total core	BRAC	AKF	Acted	IRC	STC	ChHpe	WUSC	CfBT	STC	Plan	RI	CARE	WV	Camfd	
			Afg	Afg	Afg	DRC	Eth	Eth	Ken	Ken	Moz	Sie	Som	Som	Zim	Z-T	
 EXTRA-CURRICULAR & NON-FORMAL EDUCATION	Life skills (incl. sexual and reproductive health)	6					✓	✓		✓	✓	✦	✦		✓	✓	
	Mentoring (peer support, learner guides)	4	✓					✓	✓		✦			✦	✦	✓	
	Mixed sex/ additional boys' clubs	4		✦			✓	✦	✓	✓				✦	✦	✦	✓
	Non-formal / alternative education	3		✓	✓	✓											
	Tutoring (homework clubs, reading clubs, etc.)	8		✦	✓	✓		✓	✓		✓	✓	✓	✦			✓
	Vocational training & economic empowerment	2			✓								✓				
 SCHOOL MANAGEMENT & GOVERNANCE	Community and private schooling provision	3	✓	✓	✓												
	Technology for school management	1								✦						✓	
	Work with local / national education authorities	8	✦	✓	✓		✓	✓		✓	✓		✓	✦		✓	
	Work with SMCs, PTAs & other stakeholders	10		✓	✓	✓	✓		✓	✦	✓	✦	✓	✓	✓	✓	
 EMPOWERMENT & SELF-ESTEEM	Promoting girls' voice and participation	3		✓	✦						✓			✦	✓		
	Mentoring	3	✓	✦				✓								✓	
	Role models (older girls, female teachers, etc.)	1		✦	✦								✦			✓	
	Safe spaces	2		✓	✦						✓				✦	✦	
 MARGINALISATION-RELATED	Interventions in remote or nomadic locations	2	✦				✓		✓	✦				✦			
	Addressing cultural / linguistic exclusion	1					✓			✦							
	Addressing disability	1	✦									✓					
	Addressing other marginalised groups	3						✓							✓	✓	
 VIOLENCE-RELATED	Addressing abuse from adults in charge	0		✦											✦		
	Addressing harmful practice (e.g. FGM)	2									✓		✦	✦	✓		
	Addressing corporal punishment	1		✦				✓					✦	✦			
	Addressing violence between children	0	✦														
	Community awareness	5		✓	✦		✓				✦		✓	✓	✓		
	Developing child protection policies in school	3				✦	✦	✓		✓			✦		✓	✦	
	Strengthening referral paths	1		✦				✦	✦			✦			✓		

STEP CHANGE WINDOW – ENDLINE EVALUATION REPORT - ANNEX B

Key	✓	This is one of the project's core activities.
	✦	This is a project activity but not at the core of the Theory of Change.
		Project is not running this activity.



Annex C – Other Girls’ Education Programmes

Endline Report – Step Change Window

Final Version (December 2017)

Annex C – Other Girls' Education Programmes

Table 1: Overview of other girls' education programme and how they compare with the GEC

Programme Name	Description	Key differences
UNICEF's Girls Education Portfolio	Improving Basic Education and Gender Equality is one of the primary targets of UNICEF's Medium Term Strategic Plan. Through upstream initiatives UNICEF sets out to support positive changes in education-related policy and budgeting. Downstream initiatives constitute project service delivery.	UNICEF operates upstream through government partnership, collaboration, and advisory services and downstream through direct project implementation, whereas the GEC exclusively funds NGOs to implement projects downstream.
Global Partnership for Education (GPE)	The GPE is a partnership between donors, developing countries and civil society with the aim of ensuring that any low-income country with a credible education sector plan has an opportunity to finance this plan. The GPE has disbursed over \$1 billion to 37 countries in support of their education sector plans, and has provided policy support to 46 countries in total to develop sound sector education plans. GPE aims to advance gender equality in education by strengthening partners' sector planning and policy implementation, supporting inclusive policy dialogue and providing effective financing for the implementation of sector plans (Policy Brief, October 2016).	GPE fills a critical gap in the aid architecture as the only significant multilateral pooled funding mechanism in education, and the only global agency which focuses solely on education. GPE funds both state and non-state projects, whereas the GEC funds only NGOs or private sector partners.
USAID's Let Girls Learn Fund	USAID's Let Girls Learn Fund brings together a range of institutions, agencies and programmes ² to address the range of challenges preventing adolescent girls from attaining a quality education. USAID's Let Girls Learn approach is comprised of three main pillars: Increasing Access to Quality Education, Reducing Barriers, and Empowering Adolescent Girls.	The Let Girls Learn Fund extends beyond the GEC in that it focuses on increasing girls' rights, leadership and opportunity through broader skills training. For example, Let Girls Learn is partnering with DFID and Nike to fund the SPRING programme, which aims to empower girls at the bottom of the pyramid by providing products and services that can change their lives.
Country-focused DFID programming³, e.g. The Keeping Girls in School (KGIS) programme in Malawi	The KGIS Programme in Malawi is a £33m programme that involves a range of interventions components implemented by specific service providers. They focus on bursary provision, water and sanitation, technical assistance, training female teacher assistants, building teacher training colleges, cash transfers, improving the school experience, and advocacy. KGIS is not a national programme, and interventions for some components are being implemented in different districts. All components are targeted at improving participation and retention in education for girls. However, key target groups vary.	The KGIS is led by one overarching Theory of Change, in which each component is nested. In the GEC, in contrast, projects were invited to submit their own Theories of Change to support their initiatives. KGIS is governed directly by DFID who coordinate the operation and collaboration of the various interventions. Each service provider focuses on one (or two) areas of intervention, each tackling specific barriers to education. In the GEC SCW most projects aim to address a variety of barriers through a range of different intervention types, and are not coordinated within a same country.

² These include, for instance, the Department of State, the U.S. Agency for International Development (USAID), the Peace Corps, and the Millennium Challenge Corporation (MCC), as well as other agencies and programs like the U.S. President's Emergency Fund for AIDS Relief (PEPFAR).

³ Other examples of country-focused DFID programming can be found here: <https://devtracker.dfid.gov.uk/sector/1/projects>



Annex D – Roles and Responsibilities

Endline Report – Step Change Window

Final Version (December 2017)

Annex D – Roles and Responsibilities

Table 2 below provides an overview of the roles and responsibilities of the different EM consortium partners.

Table 2: Role and responsibilities of the EM consortium partners

Consortium Partner	Role and key responsibilities
Coffey (Consortium Lead)	<p>Coffey is the overall lead of the EM consortium and responsible for the following activities:</p> <ul style="list-style-type: none"> ✓ Designing and delivering the overarching GEC evaluation strategy ✓ Designing the GEC household survey template and guidance for projects ✓ Drawing of a quantitative sample for projects and the EM research ✓ QA of project's M&E frameworks, research instruments, and evaluation reports ✓ Analysis of EM primary data and meta-analysis of project data and reporting ✓ Preparation of evaluation reports for the programme as a whole ✓ Sharing key findings and lessons learned
ORB International	<p>ORB International manages the EM fieldwork and is responsible for the following activities:</p> <ul style="list-style-type: none"> ✓ Translating and scripting the EM research instruments ✓ Training interviewers and piloting research tools ✓ Managing relationships with national authorities and the request of research permissions ✓ Overseeing and managing the local research partners' fieldwork in country ✓ Quality assurance and data verification ✓ Data processing and cleaning
RTI	<p>RTI are leading on the design of the learning assessment tools (EGRA and EGMA). Their responsibilities include:</p> <ul style="list-style-type: none"> ✓ Training interviewers in the use of EGRA/EGMA tests; ✓ Processing and cleaning of learning assessment data; and ✓ Peer reviewing and quality assuring the EM analysis of educational outcomes (led by Coffey).

Table 3 shows the activities carried out by the Fund Manager with regards to M&E in the GEC.

Table 3: Role of the FM with regards to M&E

	Role and key responsibilities with regards to M&E
FM (PwC – consortium lead)	<p>The FM is responsible for the day-to-day operation of the GEC, including managing relationships with projects and partners. With regards to M&E, the FM has played a key role in the following activities:</p> <ul style="list-style-type: none"> ✓ Developing M&E processes and requirements at the project level (e.g. required sample sizes, target setting, methodological guidance on measuring key outcomes) ✓ Providing support and capacity building to strengthen projects' M&E designs ✓ Formal sign-off of project M&E frameworks and log frames ✓ Developing reporting tools (including the outcome spread sheet) ✓ QA of project's M&E frameworks, research instruments, and evaluation reports ✓ QA of project datasets and validation of learning test results reported by projects ✓ On-going work with projects to rectify data inconsistencies and methodological issues



Annex E – Methodological Notes

Endline Report – Step Change Window

Final Version (December 2017)

Annex E – Methodological Notes

1 Evaluation Manager Data

Overview

As the GEC Evaluation Manager, we collect three waves of quantitative and qualitative data across nine countries. The endline fieldwork was managed and led by our consortium partner ORB International, and delivered by local research partners in each country. In this section, we outline our approach to sampling, training interviewers, collecting data, and processing data. It also provides details on quality control procedures.

The information contained within this section covers the quantitative methodology for the EM Household Survey (HHS) and School-Visit Survey (SVS) conducted through a combined total of 6,279 personal face-to-face interviews in Kenya, Tanzania, Mozambique, the Democratic Republic of the Congo (DRC), Zimbabwe, Ethiopia, Afghanistan, Sierra Leone and Somalia between November 2016 and April 2017.

1.1 Research permissions process

To obtain research permissions, we used standard country-specific protocols in most countries. In many countries, this means obtaining permission from the National Bureau of Statistics as we would normally do when running a typical household survey. Due to the nature of the research for GEC, we also needed to obtain permission from the various Ministries of Education. In most countries, the permissions process was straightforward and did not cause any problems. However, we did encounter difficulty in a few select cases. Please see below for a summary of the permissions process in each country.

Kenya

Our local partner already has permission to conduct surveys in all regions of Kenya from the National Commission for Science, Technology and Innovation (NACOSTI). However, due to the nature of the study (which involves surveying girls under 18, visiting schools and visiting refugee camps), further permission steps were taken to gain approval from the following groups/individuals:

- Permission from all County Commissioners in the counties where fieldwork took place
- The Institute of Refugee Affairs [IRA] headquarters: they manage both Kakuma refugee camp and Daadab refugee camps
- UNHCR in Nairobi [HQ]
- Education Secretary in Nairobi
- All County Directors of Education in all counties of fieldwork
- Windle Trust Kenya

All permission was granted prior to fieldwork commencing.

Mozambique

As at midline, our local partner sought permission from individual schools ahead of their visits during fieldwork. All permission letters were kept on file.

Tanzania

Our local partner in Tanzania managed the research permissions process. Since fieldwork in Tanzania did not include a school component, we did not need to obtain any special permission to work in schools.

DRC

In DRC, our local partner obtained general research permission from the Ministry of Education.

Zimbabwe

In Zimbabwe, our local partner, with support from Coffey and DFID, obtained research permission at the national level from the Ministry of Primary and Secondary Education. As part of the permission to work process, The

Ministry of Primary and Secondary Education (MOPSE) indicated that each team should have a member of their personnel on it. The MOPSE personnel who participated in the midline survey all participated in this endline survey

Ethiopia

Our local partner obtained federal permission from the ministry of education, before being granted regional permission in each of the three regions. ORB and Coffey assisted in this process, providing all of the relevant supporting documentation.

Somalia

Our local partner, with support from the implementing projects, obtained survey permission for all regions included in the survey: Somaliland, Puntland, Galmudug, and South Central.

Afghanistan

Our local partner maintains general survey permission, allowing them to conduct household interviews in all provinces. Because we did not need to work in schools, no additional permission was needed.

Sierra Leone

Our local partner maintains permission to conduct general surveying in Sierra Leone. Due to the issues which arose while attempting to obtain permission from the Ministry of Education, Science and Technology to conduct research in schools at midline, no attempt was made to obtain permissions at Endline. As at midline, the school surveys therefore did not take place at endline.

Survey sampling

1.1.1 Sampling for the household survey

To complete the quantitative household sample, teams in each country attempted to re-contact the randomly selected households surveyed at midline. If the midline household could not be located, it was substituted using a pre-determined pattern. At each household, teams completed three-part surveys with an adult first informant, girl aged 8-18⁴, and the primary caregiver for the selected girl. Only surveys that included all three of these parts were included in the final sample.

Sample universe

The sample universe consisted of the list of project intervention and control locations supplied to the EM by the SCW projects before baseline. The EM received these lists between April 2013 and September 2013, with some modifications and revisions thereafter. Additional lists of locations arising from boosts carried out in the light of baseline research were not included. The locations consisted generally of villages or demarcated zones within a town or city. In some instances, the locations were defined only in terms of schools, in which case the sample location was defined as the catchment area of the school. Camfed did not provide a community-based listing as its intervention population was located within schools. The EM asked for a listing of the home communities of girls due to receive bursaries through the project intervention and used this as a sampling frame. In these communities, a mixture of randomly selected households and purposive sampling of girls who resembled (and included) the target population in terms of receiving bursaries was used.

Sample preparation

The projects supplied sampling frames based on a template developed by the EM. In most cases, these were not fully completed as information about issues such as geo-locations or the local population size was often missing. Some projects supplied separate sampling frames for school and community interventions, which required additional processing to integrate into clusters for randomisation and subsequent sampling where appropriate. Samples for some contexts such as refugee camps were indicative and a full listing of sub locations was developed from available information such as maps. Some projects provided separate listings for activities to be carried out by partner NGOs and these were treated as extensions of the list and sampled accordingly.

⁴ The samples in Tanzania and in parts of Zimbabwe included girls aged 15-19 (general) and girls aged 15-19 who had received a bursary.

Table 4 shows the division of responsibilities between SCW projects and EM in developing the samples.

Table 4: Responsibilities in developing a joint sampling framework for the SCW household surveys

Project responsibilities	EM responsibilities
<ul style="list-style-type: none"> • Divide intervention areas into smaller districts of operation and create a community-level sampling frame for each district, consisting of a list of settlements or urban areas. • Stratify districts into intervention and control areas. • Propose a protocol for sampling a representative selection of households (or the nearest equivalent) within the sampling point, including, where appropriate screening and oversampling. • Propose a sample size that will provide estimates of intervention effects on girls with a level of statistical precision that is proportionate to the targets for attributable change in key outcomes set by the project. • Account for relevant characteristics of the population, such as the anticipated variation between localities. • The sample must be representative of the overall target population. 	<ul style="list-style-type: none"> • Quality-assure the community-level sampling frames, sampling protocols and sample sizes proposed by the projects. • Draw an appropriate sample of sampling points from the sampling frames across relevant intervention and control areas. • Divide the selected sample of sampling points randomly (but not in equal proportions) between the EM and the projects for the implementation of the surveys.

Sample design

The design of the sample involved a selection of 40 locations per project area within each of which 10 households would be selected and surveyed giving a target sample of 400 interviews per project. The sampling points selected were not clustered geographically and the 40 points were often widespread geographically. In this way the GEC sample as a whole is representative of the underlying GEC populations albeit on the basis of giving equal weight to each project context. Half of the sampling points were assigned to intervention locations and half to control locations. Where intervention and control locations were randomised, sampling from them was carried out in a systematic manner so as to provide control locations that were representative of the whole. In some projects control locations were identified by the project on an ad hoc or informal matching basis and in relatively small numbers. In these cases, the control samples were selected around the requirements of the project. In a small number of project contexts, there were fewer than twenty control locations available for sampling and the number of interviews per location was increased accordingly.

Sample selection procedure

We typically drew the sample using a fixed interval and random starting point across the list of locations that we had been provided. Intervention and control locations were treated as distinct listings. This approach gives a reasonably proportional sample by region and district relative to the number of project locations and an appropriate geographical spread. We pre-sorted districts within regions or sampling points within districts where this appeared advantageous. Population information was not generally available for each location so we used selection based on equal probabilities as our default approach.

With the exception of Camfed (Tanzania and Zimbabwe), the sample selection for the EM data collection used the same sampling frame as that used for drawing the project sample. Where appropriate (i.e. where populations were relatively small) the two samples were drawn together to reduce overlap and maximise overall coverage. For larger population lists the two samples were drawn independently. In some instances, projects gave specific instructions for their sample such as selecting locations with probability proportional to size, and in some instances sample selection was combined with the randomisation of intervention and control status.

ORB conducted all fieldwork face-to-face, using local, trained interviewers who were familiar with the territory. [Table 5](#) lists the final allocation of interviews for each country at midline.

Table 5: Required and achieved EM household survey samples per SCW country

Country	Sample required	Sample achieved at midline
Kenya	800	865 ⁵
Mozambique	400	433
Tanzania	200	215
DRC	400	438
Zimbabwe	826	1076
Ethiopia	800	802
Somalia	800	821
Afghanistan	1200	1200
Sierra Leone	400	429
Total	4226	6279

Household and Respondent Selection – Recontacted Clusters

Stage 1: Re-contact sample development. Each team was given a sample developed from the delivered midline data that included: household identification number (HHID), geographic location (cluster, district, and region names), name of the surveyed girl, name of the girl's caregiver, name of the head of household, and name of the girl's school, if she was enrolled at midline.

Stage 2: Meet with local administrators. Upon arrival in a new sampling point, teams first met with the local administrator/area chief to discuss the purpose of the survey and receive permission to continue. During this meeting, they review the list of midline households to confirm addresses/locations/contact details if the family is still in the area. If the family has moved and the local administrator knows where they have moved to, the team supervisor records this information as well.

Stage 3: Locate midline household. If the local administrator could not confirm the family's location, the team used cover sheets completed during midline to attempt to find the household.⁶ If the family was not found in the location denoted on the cover sheet, the team asked a neighbour if the family still lives in the household. If the neighbour could not confirm the family's location, the team attempted to contact the family contact details recorded at midline (mobile phone numbers for themselves and close friends). All attempts to locate the midline household were recorded by the supervisor. If the midline household could be located but no one was home when the interviewer first called at the house, the interviewer made up to three call-backs to attempt to contact the original family. If the midline household was successfully contacted, interviewers proceeded with the recontact interview.

Stage 3a: Locate midline girl. After locating the midline household, interviewers asked a series of eight questions to determine if the girl surveyed at midline was still a part of the household.

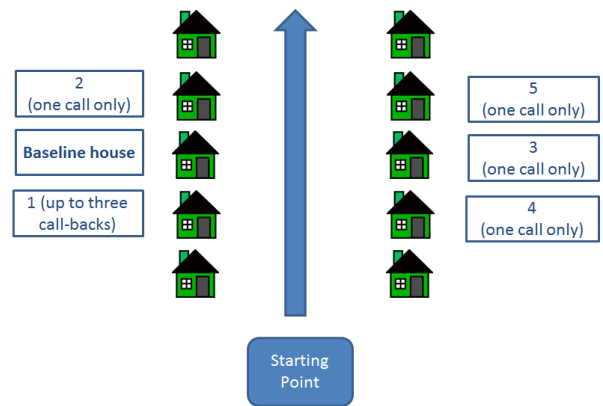
Stage 3b: Substitute midline girl with another girl from the same household. If the midline household could be located but the girl surveyed at midline could not or if she was no longer eligible to participate because she was now married, interviewers substituted with another girl aged 8-18 in the same household, if another girl was available. This case was coded as a recontact interview.

⁵ In many cases, the achieved sample is larger than the required sample due to a quality control oversampling implemented at the cluster level.

⁶ Preference was placed on tracking the **girl** surveyed at midline. Thus, if the household moved but the girl remained in the village, teams surveyed her and her new caregiver instead of substituting.

Stage 4: Substitute household (if midline household could not be located or if midline family could not be contacted or refused). In some cases, interviewers were unable to locate the family surveyed at midline. If the local team needed to substitute a household, they completed the following walk pattern until finding a successful substitute:

- Call at the house immediately before the midline house in the direction of the starting point. Make up to three call-backs before continuing to the next house in the walk pattern.
- If there is no eligible girl (i.e. aged 8-19) living in the household; if it is a child-headed household; or if for any other reason the interviewer cannot complete an interview at this house then he or she will call at the house immediately *after* the midline house in the direction away from the starting point. Interviewers made only one call at this and all subsequent houses in the substitute walk pattern.
- If there is no eligible girl (i.e. aged 8-19) living in the household; if it is a child-headed household; or if for any other reason the interviewer cannot complete an interview at this house then he or she will call at the house immediately opposite the original house on the other side of the road. If this call is unsuccessful, the interviewer continued to the house next door to this house, towards the starting point. If this call is unsuccessful, the interviewer continued to the house on the other side, away from the starting point.



Alternate Sampling Procedures – Camfed Sample in Tanzania and Zimbabwe

The Camfed samples in Tanzania and Zimbabwe targeted girls aged 8-19. Interviewers completed three different walk types, as follows:

1. Walk A: Same methodology used in all other GEC countries targeting girls aged 8-18
2. Walk B: Same household selection methodology as in other GEC countries but targeting girls aged 15-19 who had completed primary school through at least P4
3. Walk C: Purposive selection of girls aged 15-19 who had completed primary school through at least P4 and had recently received or are currently receiving a bursary

Stage 1: Locate midline households. Teams followed the procedures detailed above for finding midline girls. If the midline girl could be located, the recontact interview was completed.

Stage 2: Substitute household. If the midline girl could not be located, a substitute of the same walk type was found. For Walk A girls, the teams followed the same procedures described above, selecting a new household in close proximity to the original house. For Walk B, teams followed the same procedures, only selecting from eligible girls who met the walk type criteria. For Walk C interviews, team supervisors visited area schools to obtain contact details and locations for families in the area who have girls aged 15-19 who completed primary school at least through P4 and had recently or were currently receiving a bursary and used the day code to select among them.



The size of the Walk A sample is approximately equal to the sum of the Walk B and Walk C samples. We therefore decided to consider Walk A as the treatment group and Walks B+C as the “comparison” group in our analysis of the EM survey data. Difference-in-difference indicators for Camfed areas shown in the report must therefore be interpreted as the difference between two treated populations rather than a difference between a treatment and a control group. To avoid any confusion when comparing treatment with control areas, all aggregate effects across SCW exclude Camfed.

Household and Respondent Selection – Substitute Clusters

In rare cases, some clusters surveyed at midline were inaccessible at midline and needed to be substituted with new areas. As recontact interviews were not possible in these new clusters, teams needed to follow standard random selection protocol to select new households. Details of this methodology are as follows.

Stage 1: Meet with local administrators: Upon arrival in a new sampling point, teams first met with the local administrator/area chief to discuss the purpose of the survey and receive permission to continue. During this meeting, they received a list of major landmarks and community groups in the area.

Stage 2: Select starting points within sampling units. Team supervisors used the list of landmarks provided by the local administrator/area chief to sketch a rough map of the enumeration area. Their maps included at least 5 landmarks in urban areas and at least 3 in rural areas. Any semi-permanent structure – including clinics, chief's homes, boreholes, community centers, markets, and wireless network towers - could be used as a landmark. The only landmarks teams could not use as a starting point were area schools. Teams used the sampling point ID to select the starting point for household interviews. If the last digit of the sampling point was even, the supervisor chose the most central landmark as the starting point. If the digit was odd, the supervisor chose the most remote landmark as the starting point.

Stage 3: Select dwelling. Interviewers and their supervisor gathered at the selected starting point, and headed in different directions to start their walking pattern. Using the day code (adding the digits of the day's date together, until arriving at a single digit) the interviewer skipped the appropriate number of houses and started his/her assignment at the next house number, counting from the left. Using the appropriate sampling interval (every 3 in rural areas and every 5 in urban areas), the interviewer randomly selected additional other houses on this street to interview.

Example: If the interview was being conducted on May 23, the interviewer would have added (2+3= 5), thereby skipping 5 dwellings, and would have started on the 6th dwelling on the left side of the street. In an urban area, after the first dwelling they would have stopped at every 5th dwelling for an interview; if in a rural area, at every 3rd dwelling. If there were multiple households within the selected dwelling, the interviewers continued the skip pattern within the dwelling to determine the specific household for interview.

Stage 4: Respondent selection: Once a household or dwelling was identified, the interviewer surveyed the first available adult that could accurately speak about the composition of the household. The interviewer completed the "first informant" survey with this individual. As part of this survey, all girls aged 8-18⁷ were listed and the tablet randomly selected one. If an interviewer needed to use paper to complete the survey due to tablet malfunction, a Kish grid was used to randomly select a girl. If the household did not include any girls within the age range, a short survey was selected and the interview terminated. In households with eligible girls, after completing the "first informant" survey, the interviewer completed a "caregiver" survey with the primary caregiver of the randomly selected girl and then, if the caregiver gave consent, completed a "girl" survey and a set of reading and maths assessment with the randomly selected girl herself.

Exclusions from the sample

No population was excluded from the sample. Households that did not include at least one eligible girl aged 8-18 received a short version of the survey.

1.1.2 Sampling for the school visit survey

Interviewers visited all schools identified as being attended by the girls surveyed at the household level. They completed a survey with the school's administrator and with the girl's teacher.

Sample universe

The sample universe is defined in relation to the sample universe of the household survey. It does not represent a distinct sample universe relating to schools. Instead it adds information about the school environment for the sample of in-school girls interviewed as part of the household survey. [Table 6](#) lists the final allocation of interviews for each country at midline. School visit surveys were not conducted in Afghanistan, Sierra Leone, Tanzania, and the Camfed portion of the Zimbabwe sample.

Table 6: Achieved distribution of school visit interviews

Country	# Cases with achieved school administrator interview	#Cases with refused school administrator interview
Kenya	694	14
Mozambique	405	0

⁷ As previously discussed, the Camfed samples in Tanzania and Zimbabwe included girls aged 15-19 (general) and girls aged 15-19 who had completed primary school through P4 and had received a bursary

DRC	323	22
Zimbabwe (World Vision sample only)	105	0
Ethiopia	670	0
Somalia	527	10
Total	2724	46

School and respondent selection

Stage 1: School selection: Throughout completion of the household surveys, interviewers collected the names of schools attended by all randomly selected girls. In each household, if the girl's primary caregiver said the girl was enrolled in school, interviewers recorded the name of the school and name of the girl's teacher. Interviewers also obtained consent from the caregiver to visit the girl's school and collect attendance and grade information for the girl. This data was compiled in the field by team supervisors and teams were sent to each school after household interviews had been completed. A school survey was completed for all enrolled girls except those for whom the interviewer did not receive consent from the caregiver.

Stage 2: Respondent selection: Upon arrival at the school, interviewers surveyed the school administrator and each of the randomly selected girl's teachers. In some cases, interviewers arrived at the school to find that the randomly selected girl was not actually enrolled. Interviewers recorded this data and proceeded to complete surveys with the teachers of all girls who were listed as being enrolled.

Exclusions from the sample

If a randomly selected girl was enrolled in a boarding school that was located outside of the sampling point area, interviewers did not visit the school or complete interviews with the schools' administrator and teachers. Additionally, any local schools not attended by one of the girls randomly selected at the household level were excluded.

1.2 Details of field interviewing at endline

Fieldwork took place between November 2016 and April 2017. School assessments were completed at the same time as all other fieldwork.

1.2.1 Fieldwork governance and selection of interviewers

Table 7 lists the dates for field interviewing by country.

Table 7: Timescales for field research by country

Country	Dates	Number of Interviews	% of the total sample
Kenya	23rd January – 3rd March 2017	865	14%
Mozambique	2nd November – 20th November 2016	433	7%
Tanzania	2nd December – 14th December 2016	215	3%
DRC	28th March – 19th April 2017	438	7%
Zimbabwe	10th March – 1st April 2017	1076	17%
Ethiopia	21st November – 20th December 2016	802	13%
Somalia	15th February – 8th April 2017	821	13%
Sierra Leone	12th March – 1st April 2017	429	7%

Afghanistan	10th November – 8th December 2016	1200	19%
-------------	-----------------------------------	------	-----

1.2.2 Fieldwork governance and selection of interviewers

In each individual country, ORB worked with local partners that specialise in market, social, and opinion research. Our local partners were responsible for recruiting quantitative and qualitative interviewers and supervisors and overseeing fieldwork. In all countries, interviewers were recruited based on previous research experience, completion of (at least) secondary school, local language abilities, and familiarity with the areas in which they worked. In general, supervisors were selected based on previous experience as interviewers.

1.2.3 Training of interviewers

ORB conducted interviewer and supervisor training over a 2-week period in each country's capital city. Sessions covered a range of subjects including field methodology, questionnaire review, quality control, and pilot test review.

Training covered all aspects of administering the EGRA/EGMA assessments and focused on introducing the team to the assessments, learning how to administer them in the field and at least two IRR (inter-rater reliability) assessments were performed to ensure that all assessors administered the assessments accurately. As part of the pilot test, interviewers were required to conduct at least two EGRA/EGMA assessments with the girls they surveyed.

Survey training focused on field methodology, the ethics of working with children, interview techniques, questionnaire understanding and correct tablet usage. Quality control issues were also strongly emphasized. The following topics were covered:

- Field organization reminders for supervisors, managers, interviews
- Proper interviewing techniques
- Household selection procedure
- Respondent selection procedure and use of the Kish grid
- Call-backs and non-response
- Tracking refusals
- Importance of probing, interview techniques and interviewer etiquette
- General rules for working with children
- The importance of obtaining consent for all survey portions

Training included a question-by-question explanation of the household and school surveys. We addressed questions on the intent of certain questions, ways to probe for answers, and routing/filtering. All questionnaires were reviewed on paper first to ensure full comprehension of the different survey possibilities. After review of the paper questionnaires, the surveys were reviewed on the tablets. All teams then practiced all surveys on the tablets through mock interviews. Interviewers paired up and practiced the questionnaire with each other. This was a time-consuming process, as individuals played the alternating role of interviewer/interviewee, but it helped to further familiarize them with the questionnaire and its implementation. Local staff performed spot checks throughout the mock interviews to identify any issues with performance or comprehension. Several questions were flagged as problematic for interviewers – these questions were reviewed in-depth after mock interviews were complete.

1.2.4 Pilot testing

Teams completed two full days of piloting in each country. In all countries, teams travelled to a rural/semi-rural/peri-urban area to complete pilot interviews of all survey instruments. On the first day of piloting, the quantitative team completed 2 full household surveys each.

On the second day of piloting, quantitative interviewers completed group interviews of school administrators and teachers (in countries where this was applicable). Due to the large number of interviewers participating in the pilot, they worked in small groups to complete one interview with a single respondent. Each interviewer had the opportunity to ask a subset of the questions. All interviewers recorded all survey data in their individual tablets. Quantitative interviewers also completed one additional household survey.

ORB checked all quantitative data obtained during the pilot. This data and the piloting experience were discussed during a pilot review session. We discussed what went well and identified areas for improvement. All problematic questions were reviewed. In general, interviewers in all countries indicated that the pilot helped them to gain confidence in their abilities. They all felt more comfortable with the survey after fielding.

1.2.5 Training in Afghanistan

Due to security concerns in Afghanistan, ORB ran a five-day training session for Afghan trainers in Dubai. All aspects of methodology were covered and special attention was paid to training the trainers on how to run regional training sessions upon return to Afghanistan. Due to language differences, a pilot was not run in Dubai; all trainers completed the pilot testing during their own training sessions in their respective regions in Afghanistan.

The Dubai-trained supervisors managed twelve-day interviewer training sessions in all provincial centres. All interviewers were given the same sessions as the ones described above for other GEC countries, including EGRA/EGMA practice and mock interviews. At the end of the training, all interviewers participated in a quantitative pilot test.

1.3 Refusals and attrition

Respondent substitution

If selected respondents were not able or willing to be interviewed, interviewers moved to the next house for recruitment. Efforts were made if the selected individual was not in the house to contact them by phone or to locate them nearby. If when reached, they said they were willing to accept an appointment, then another time was arranged for them for the interview.

If the selected respondent was at home but refused to cooperate, the interview was regarded as an ineffective call, recorded as such, and the interviewer proceeded to the next household in the skip pattern.

Attrition rates

Across the nine countries, 73% of midline households were successfully recontacted. Recontact rates ranged from 58% in Tanzania to 83% in Afghanistan and Ethiopia. Information on attrition rates by country and the reasons for attrition can be found in tables 8 and 9 below. In cases where the baseline household was successfully recontacted but the baseline girl was either no longer in the household or had become ineligible for other reasons such as marriage, interviewers substituted within the household with another girl between the ages of 8-18. Information on the prevalence of this type of substitution can also be found below.

Table 8: Breakout of Refusals by Country

		Full Household surveys	Refusals	Total Contacts
Afghanistan	Number achieved	1200	124	1324
	Percentage of total contacts	91%	9%	
DRC	Number achieved	438	63	501
	Percentage of total contacts	87%	13%	
Ethiopia	Number achieved	802	57	859
	Percentage of total contacts	93%	7%	
Kenya	Number achieved	865	44	909
	Percentage of total contacts	95%	5%	
Mozambique	Number achieved	433	45	478
	Percentage of total contacts	91%	9%	
Sierra Leone	Number achieved	429	82	511
	Percentage of total contacts	84%	16%	
Somalia	Number achieved	821	79	900

	Percentage of total contacts	91%	9%	
Tanzania	Number achieved	215	1	216
	Percentage of total contacts	100%	0%	
Zimbabwe	Number achieved	1076	1	1077
	Percentage of total contacts	100%	0%	
Total	Number achieved	6279	496	6775
	Percentage of total contacts	93%	7%	

Table 9: Reasons for refusal

Reasons for Refusal		Country									
		Afg	DRC	Eth.	Ken.	Moz.	SL	Som.	Tan.	Zim.	Total
Refusals for survey with first information and/or Caregiver	Direct refusal	27	20	3	21	37	41	46	1	3	199
	Adults say reschedule not possible	28		3		2	3	1			37
	Adults unable to interview (e.g. illness)		1		1		25	10			37
	Adult refuses permission to speak with girl		32			1	7	5			45
	Caregiver is busy		2					1			3
	Other reason	69	3		1		6	11			90
Refusals for the Girl Survey and/or EGRA/EGMA	[GIRL] is too shy			6	3	1					10
	[GIRL] can not read and write		1	31	7	1		3			43
	[GIRL] has a physical disability			1							1
	[GIRL] has a mental disability			2	1						3
	[GIRL] Does not speak the language tested well enough		1	1							2
	[GIRL] is busy			2	1						3
	[GIRL] is tired			1	1						2
	Other reason		3	7	6	3		2			21
Caregiver refusal				2						2	
Total	124	63	57	44	45	82	79	1	3	498	

Table 10: Number and Percentage of recontacts by country

Number and Percentage of recontacts by country		Re-contacted HH & girl	Re-contacted HH & <u>new</u> girl	Substitute households	Total
Afghanistan	Number achieved	1000	5	195	1200
	Percentage of total sample	83%	0%	16%	
DRC	Number achieved	298	30	110	438
	Percentage of total sample	68%	7%	25%	
Ethiopia	Number achieved	665	26	111	802
	Percentage of total sample	83%	3%	14%	
Kenya	Number achieved	550	44	271	865
	Percentage of total sample	64%	5%	31%	
Mozambique	Number achieved	301	29	103	433
	Percentage of total sample	70%	7%	24%	
Sierra Leone	Number achieved	302	38	89	429
	Percentage of total sample	70%	9%	21%	
Somalia	Number achieved	612	37	172	821
	Percentage of total sample	75%	5%	21%	
Tanzania	Number achieved	124	15	76	215
	Percentage of total sample	58%	7%	35%	
Zimbabwe	Number achieved	743	56	277	1076
	Percentage of total sample	69%	5%	26%	
Total	Number achieved	4595	280	1404	6279
	Percentage of total sample	73%	4%	22%	

Table 11: Reasons for attrition

Reasons for attrition	Country								
	Afg.	DRC	Eth.	Ken.	Moz.	SL	Som.	Tan.	Zim.
Original Household could not be contacted after 3 callbacks	0	20	14	58	15	18	39	7	33
Family moved away from area (more than 1 hour away)	80	30	81	65	39	30	55	14	30

Original Household Refusal	3	8	2	18	4	4	5	1	1
Sampling point substitution	112	3	8	5	20	32	35	0	12
Girl goes to boarding school	0	2	1	29	8	9	2	0	2
Girl left to live with other family members (More than 1 hour away)	0	27	19	24	27	33	30	37	134
Girl left to take up work	0	2	7	3	4	2	0	5	24
Girl got married	5	6	12	14	14	2	9	6	57
Girl is no longer alive	0	5	1	1	0	0	1	0	2
Other	0	49	6	125	26	5	38	54	204

When attrition is too high, there is a risk that the original and the recontacted samples are not comparable anymore, either because some specific subgroups of the baseline population dropped from the sample (this is called non-random attrition and can happen for instance when older girls are getting married and leave the household) or because new respondents do not share similar characteristics to original respondents. For instance, if a girl aged 7 is replaced with a girl aged 17, the average learning score of the endline sample is likely to be higher compared to what it would have been if the 7-year-old girl had been successfully recontacted. This will then have an impact on the average score difference between the baseline and midline samples: this phenomenon is called “attrition bias”.

Attrition bias can also impact difference-in-difference estimators if respondents haven’t been substituted the same way in treatment and control areas. An easy way to check that attrition bias is not too high is to measure core characteristics that relate to the outcomes of interest across treatment and control areas. Those core characteristics should be similar between the full sample and the cohort samples and if different, difference should be comparable across treatment and control areas.

Table 12 shows these differences for a range of educational, social and economic marginalisation factors at baseline (“all” for the full sample and “coh” for the cohort sample). In the EM household survey sample, differences between treatment and control areas are similar in the control and the full samples, which tends to show that the midline and endline samples are comparable with respect to the main GEC outcomes and barriers.

Table 12: Endline attrition bias in the EM household survey sample

EM HHS data Midline averages		Girl's age	Girls' grade	LOI different from language spoken at home	PCG cannot read or write a letter in LOI	Girls' parents are not member of the HH	Girl has disabilities	Difficult to afford for girl to go to school	Household doesn't own land for them.	Household unable to meet basic needs	Gone to sleep at night feeling hungry more than 5 days in past year
Treatment	cohort	11.9	4.4	0.5	74%	9%	5%	52%	31%	40%	14%
	all	11.8	4.4	0.5	70%	10%	7%	53%	31%	40%	16%
Control	cohort	11.8	4.4	0.6	74%	8%	6%	52%	33%	39%	16%
	all	11.6	4.3	0.6	70%	9%	8%	54%	32%	40%	17%
Difference	cohort	0.1	0.0	-0.1	-1%	2%	-1%	1%	-2%	1%	-2%
	all	0.2	0.1	-0.1	0%	1%	-1%	-1%	-1%	0%	-1%
P-value	cohort	0.33	0.85	0.14	0.77	0.27	0.24	0.88	0.57	0.63	0.37
	all	0.06	0.27	0.11	0.90	0.70	0.35	0.76	0.73	0.89	0.61

EM HHS data Midline averages		Walk minutes to go to school	Travel to schools in the area is not very safe	Girl is enrolled (PCG)	Girl's attendance (PCG)	EGRA oral reading	EGMA total score across all subtasks (proportion correct)	EGMA total score across all subtasks (proportion correct)
Treatment	cohort	21	0.1	83%	87%	39	0.6	61%
	all	21	0.1	81%	88%	38	0.6	60%
Control	cohort	20	0.1	81%	88%	37	0.6	58%
	all	19	0.1	82%	88%	35	0.6	59%
Difference	cohort	0	0.0	2%	0%	2	0.0	2%
	all	1	0.0	-1%	0%	3	0.0	2%
P-value	cohort	0.78	0.85	0.39	0.42	0.34	0.42	0.42
	all	0.35	0.84	0.75	0.87	0.19	0.50	0.50

1.4 Enforcement of quality controls

The EM implements rigorous standards during fieldwork to ensure quality control. Quality control was a high priority during the completion of fieldwork and numerous quality control measures were implemented.

To ensure that no interviewer has the ability to bias the results of the survey by producing false results, no individual interviewer was allowed to conduct more than five per cent of the total number of interviews. To ensure proper completion, the team supervisors checked all of the questionnaires. This was done each evening of fieldwork to identify and correct any potential issues as they occurred. Team members met every evening to discuss their experiences and any problems they faced during that particular day, and worked together to build strategies to overcome future problems.

Team supervisors were required to accompany a minimum of 10 per cent of the interviews conducted by each interviewer, checking that the correct instructions and procedures were being followed and the interviewing was of a high standard. Interviewer accompaniment took place predominantly at the beginning of fieldwork so that problems could be identified early on, and learning could be shared with the rest of the team.

Team supervisors were also required to back-check approximately 20 per cent of all interviews conducted by each interviewer. Back checking includes contacting the respondent directly in-person to ensure that the interview was done and checking the length of interview, as well as a selection of fact-based questions. Interviewers used paper cover sheets to record information such as name of the randomly selected girl, school enrolment status, and school name during the household interview. This data was confirmed during the back check process.

In all countries, independent verification of the data was conducted after fieldwork was complete. A local partner who had not been involved in initial fieldwork contacted a random selection of respondents by phone to verify that interviews had taken place. Independent verification did not uncover any falsified data in any of the nine countries.

1.5 Data Processing

ORB worked with the local teams to ensure that the data delivered is of high quality. Below we provide an overview of the data entry process.

1.5.1 Data Entry

Teams in all countries except Afghanistan used Nexus 7 tablets for quantitative data collection. Use of the tablets removed the need for data entry as all data was captured electronically during each interview. EGRA/EGMA data was collated in Tangerine, while Survey data was uploaded to the Survey to Go server. Both sets of data were then exported into SPSS

In Afghanistan, all data was collected on paper questionnaires and entered using ASCII. 20% of the questionnaires were double punched to ensure accuracy of data entry. Once all data had been entered, the ASCII file was converted to .sav SPSS format for delivery.

1.5.2 Data Merging

Both the household and school surveys were completed in pieces. A full household survey was composed of three parts (first informant, caregiver, and girl) and a full school survey was composed of two parts (school administrator and school girl). The survey pieces were linked using a unique ID – household ID for household surveys and school ID for school surveys. Upon completion of fieldwork, ORB created full cases using SPSS syntax that merged survey pieces using these unique identifiers.

1.5.3 Data Cleaning

ORB worked with the local teams to clean the household dataset. Data cleaning included recoding several administrative variables, creating some new variables to display data not captured by the PDAs, and disaggregating data for multiple-response questions.

Once fieldwork was complete, ORB worked with RTI, who was responsible for cleaning the EGRA/EGMA data. This data was returned to ORB, who merged it with the household survey data using a combination of unique Askia and Tangerine ID codes.

1.5.4 Weighting

Since non-response was low for all projects, no non-response weighting has been developed, nor is data weighted to local population totals since these are generally not known and regional totals do not correspond to project locations areas. Attrition weights have been developed to account for the varying levels of attrition across the different SCW project areas, but they changed the overall SCW results only marginally.

A note on the ownership of GEC data

The GEC data is being collected by the EM and by projects based on the contractual understanding that it would become the intellectual property of the DFID as the donor funding this research, and be eventually released into the public domain. This requires that the data be anonymised and made available in suitable form to DFID.

Currently, project baseline and midline data is uploaded to a web-based location hosted by the EM on behalf of DFID. In theory this data is primarily lodged as a “frozen” version of the evidence used to measure baseline change. However, a final version of all waves of data will become available to DFID after the EM has finished processing the data and applied thorough disclosure controls. The ultimate responsibility for disclosure control will be retained by DFID upon defining the mechanism for the release of the GEC data to the public domain.

Fieldwork issues

No major obstacles significantly affected the course of fieldwork. However, several issues emerged that affected field progress. [Table 18](#) provides an overview of the general challenges faced by field teams in several countries throughout the survey.

Table 13: General issues that arose during fieldwork

Countries	Issue	Action taken
Isolated incidents		
Zimbabwe	Permissions In Mangwe and Beitbridge there were delays with the Police and the Central Intelligence Organisation caused delays by querying the validity of permissions documents presented to them.	Permissions The Ministry of Education assisted the team in both districts and permission was granted
	Flooding and rains	Flooding and rains

Countries	Issue	Action taken
Isolated incidents		
	Fieldwork took place during rainy season which caused multiple accessibility problems due to flooding, poor infrastructure and stuck vehicles.	Alternative routes/means of transport were found, however this caused delays to fieldwork.
Tanzania	<p>Difficulty in contacting walk 'C' girls</p> <p>The contact list for walk C girls was inadequate since many had finished or left school. In other cases, no aid has been forthcoming in the last one year of so.</p>	<p>Difficulty in contacting walk 'C' girls</p> <p>Where necessary, snowballing techniques were used to locate others who had gotten a bursary to serve as substitutes.</p>
DRC	<p>Security Issues</p> <p>In some areas, residents suspected interviewers of being part of the Kamwina Nsapu militia.</p>	<p>Security Issues</p> <p>The team contacted the local police, local administrators, the ANR (National Agency for Intelligences) and different school administrators and presented the official documentation about the research agency and GEC project to allay concerns.</p>
Ethiopia	<p>State of Emergency</p> <p>The Ethiopian government had declared a state of emergency prior to fieldwork. Although fieldwork was mostly unaffected, network speeds and accessibility were significantly reduced. This meant it was not possible to upload Tangerine data during field.</p>	<p>State of Emergency</p> <p>Tangerine data was stored on the tablets and accessed and sent to ORB at the end of fieldwork.</p>
Kenya	<p>Kambios Camp in Dadaab</p> <p>The camp was in the process of being closed down as fieldwork was taking place. Respondents were less willing to take part and recontacting midline households was difficult as many had already left.</p>	<p>Kambios Camp in Dadaab</p> <p>Although fieldwork remained possible, the pace was slower and there was a higher rate of substitution at the Kambios Camp.</p>
Afghanistan	<p>Insecurity in Malikyar Village</p> <p>The interviewing team were accosted by an unidentified group who attempted to kidnap the team.</p> <p>Bomb Attacks</p> <p>Family members of the Kabul team supervisor were killed in a November bomb attack at Baqir UI Uloom Mosque in west Kabul.</p> <p>A team supervisor was injured in an attack on the German Consulate in Balkh province.</p>	<p>Insecurity in Malikyar Village</p> <p>When the field teams were released by the help of the village leader, they left the area immediately.</p> <p>Bomb Attacks</p> <p>The fieldwork was managed by the assistant field supervisor for three days until the supervisor was able to re-join the team.</p> <p>The fieldwork was managed by the assistant field supervisor for two days until the supervisor was able to re-join the team</p>

Countries	Issue	Action taken
Isolated incidents		
Mozambique	<p>Insecurity in Manica Province</p> <p>Due to the risk of conflict risk in the Barue District of Manica Province the District Director of Education Services informed the project team that it was not advisable for them to work in the cluster of Nhabuto in Barue District of Manica Province.</p>	<p>Insecurity in Manica Province</p> <p>Following consultation with ORB the client consented for the Nhabuto cluster to be replaced by Phandiza cluster.</p>
General issues		
All countries	Network coverage in many areas had poor or no network coverage making it hard for assessors and supervisors to communicate in case of need or for follow up and accompaniment purposes.	Teams often used local guides who would keep an eye on the households that were interviewed in to aid supervisors should they need to find their teams.
All countries	Network coverage in many areas had poor or no network coverage made uploading of data quite a challenge. The Tangerine software used to collect survey data required constant, strong, 3G-network access, which is non-existent in many areas.	Teams often waited until they were in urban areas/areas with strong network connectivity before uploading, which increased the risk of losing data and made checking the data difficult.
All countries	In many areas, teams lacked access to electricity to charge tablets and Wi-Fi routers.	All teams were given car chargers to use, which helped but did not solve the problem. In areas with no electricity, teams charged devices when they could and used paper copies of the survey when they could not. All data from paper copies was transferred to the tablets as soon as they were charged.
All countries	Unavailable/busy School personnel	When trying to complete the school portion of the survey (school administrator and school teacher surveys), teams often found that schools did not have good records (or any written records at all) and many school personnel did not have the time to sit for long periods of time to complete the surveys. This resulted in fieldwork delays as teams waited for school personnel to collect whatever information was available.
All countries	Misreporting school enrolment	In all countries, teams found that caregivers often said that their girls were enrolled in school. Upon arriving at the named schools however, teams found that the girls were not actually enrolled. This made it difficult to confirm completion of the school surveys.

1.5.5 Sample point substitutions

In some instances in several countries, teams required substitutes for originally selected sampling points. Reasons for the need to substitute varied by country and location. [Table 14](#) below lists all substitutions and includes the originally selected sampling point, the replacement sample point surveyed, and the reason for replacement.

Table 14: Overview of sampling point substitutions at midline

Country	Original Primary Sampling Unit (PSU)	Replacement Primary Sampling Unit (PSU)	Reason for Replacement
Afghanistan	Shora Zar	Dahan Kolani	Extreme insecurity: The road to Chaghcharan District was inaccessible as it was under the full control of Taliban and other insurgent groups.
Afghanistan	Zakhil Nahia 3	Noorbahal	Extreme insecurity: Taliban and other insurgent groups gained full control over Zakhil Village after severe fighting with the government forces.
Afghanistan	Haji Sharif	Tokali Sarai Qala	Extreme insecurity: During the entire fieldwork, Taliban was in control of this village and fieldwork was impossible.
Afghanistan	Haji baba	Haidar Abad	Extreme insecurity: During the entire fieldwork, Taliban were in control of this village and fieldwork was impossible.
Afghanistan	Deh Naw	Badghisy	Extreme insecurity: During the entire fieldwork, Taliban were in control of this village and fieldwork was impossible
Afghanistan	Qala Payen	Sar-e- Qala	Extreme insecurity: During the entire fieldwork, Taliban were in control of this village and fieldwork was impossible.
Afghanistan	Yangi Qala	Ghuzari	Extreme insecurity: During the entire fieldwork, Taliban were in control of this village and fieldwork was impossible.
Afghanistan	Zarshoy, Bala	Jamshidi Bala	Extreme insecurity: Taliban were in control of Zarshoy Bala Village and, as a result, the area was deemed to be insecure and inaccessible.
Afghanistan	Qarya Sahil	Sia Chob Mazar	Extreme insecurity: Fighting took place between the Taliban and government forces in Dahana-e Ghuri District during fieldwork and, as a result the area was deemed to be inaccessible.
Afghanistan	Zer Qala	Dahan-e-Eskar	Extreme insecurity: Fighting took place between the Taliban and government forces in Dahana-e Ghuri District during fieldwork and, as a result the area was deemed to be inaccessible
Afghanistan	Malikyar	Alwand east	The interviewing team were accosted by an unidentified group who attempted to kidnap the team.

Country	Original Primary Sampling Unit (PSU)	Replacement Primary Sampling Unit (PSU)	Reason for Replacement
			After the mediation of the village leader the field teams were released and instructed to leave the village immediately. In addition to this, there were several insurgent groups operating in this area that made conducting fieldwork impossible.
DRC	Mallam Abdulkadir Tsoh	Kwangwama	Insecurity
DRC	Bayan Ganuwa	Shugaba Abdu	Flooding
Mozambique	Nhabuto	Phandiza	Conflict risk/insecurity in Nhabuto [reported by the Barue District Director of Education Services]

2 Projects' data

Sources of projects' data

The evidence that projects have gathered through their endline research is documented and reported in three different formats:

- The **projects' endline evaluation reports** are prepared by the projects' external evaluators and present key findings and lessons learned around the effectiveness of project interventions at endline. The endline report sets out: what specific groups of girls each project is targeting, how many girls a project has reached, what contextual factors influenced project delivery and impact, whether the project has achieved a significant improvement in education outcomes, whether there has been a change in barriers to education, what interventions have been effective, and why, value for money and sustainability. Projects' endline reports draw on the quantitative and qualitative evidence collected by the project's external evaluator. Projects' endline reports have informed several sections of this report and were supplied to the EM by the FM between January 2016 and August 2016.
- In their **outcome spreadsheets**, projects consistently capture key outcome data, and report on progress against learning and attendance targets. Learning scores and attendance rates are reported in a standardised format and disaggregated by school grade, which enables comparisons and reporting across the SCW⁸. Capturing learning scores in systematic and verifiable ways is crucial, as all SCW projects are contracted under Payment by Results (PbR) schemes and only receive a full disbursement of their funds once they reach the learning targets that were agreed with the FM at baseline.
- The **projects' quantitative datasets** compile the quantitative data collected through the projects' household or school surveys and learning assessments. Learning scores have been reanalysed by the Fund Manager's M&E team for each project to verify their results reporting for the purpose of PbR. The EM has reanalysed household survey data for each project to complement the analysis that is done using the EM's household survey which has relatively small samples at the project-level.

It is important to note that many projects had difficulties merging their baseline, midline and endline data, and that

⁸ The outcome spreadsheets also capture information on enrolment but without breaking down by school grade. The outcome spreadsheets do not contain any data on retention, or gender differences in learning

most household survey data sets reached us not merged. It was not possible within the scope and timelines for the EM's work to merge datasets for projects. Therefore, our reanalysis has been limited in that baseline to endline comparisons have often not been possible. More details are provided in the following section.

Methodology for the EM reanalysis of projects' quantitative data

At the time of writing, all eight projects had submitted project level datasets to the EM. We carried out an independent "reanalysis" of this data for a selected number of key questions on barrier prevalence and exposure to interventions where the relevant information was available, documented and comparable. This "reanalysis" aimed to:

- Verify the figures and findings presented by the projects in their endline reports;
- Fill in any gaps in project activities, reach or impact that may not have been included in project endline reports;
- Be a source of information that could be compared with EM data and qualitative results to triangulate evaluation findings;
- Provide a comparative analysis of the level of barriers across projects at endline; and
- Analyse project impacts on barriers across the SCW portfolio by comparing levels of barriers between treatment and control groups.

Project data received by the EM varied in terms of the types of surveys administered, number of surveys administered, survey questions asked, type of respondents, data quality, and merging. In order to carry out cross-project comparison on key indicators, the EM chose to focus on the reanalysis of household surveys. It was selected because it was the most commonly administered survey among projects and included several variables that were commonly coded to measure barrier levels and exposure⁹. The datasets that could be used for reanalysis are outlined below in Table 15.

Table 15: EM reanalysis of SCW projects' quantitative datasets

Project datasets	Number of projects	BRAC	AKF	Acted	IRC	StC	Child Hope	WUSC	CfBT	StC	Plan	RI	Care	WV	Camfd
		Afghanistan			DRC	Ethiopia		Kenya		Moz.	Si-L	Somalia		Zimbabwe	
Endline data received	8		✓	✓	✓		✓		✓			✓	✓	✓	
Midline-endline data merged	6				✓		✓		✓			✓	✓	✓	
Control group included	4				✓		✓		✓					✓	
Dataset reanalysed	8		✓	✓	✓		✓		✓			✓	✓	✓	
Attitudes and aspirations	7		✓	✓	✓				✓			✓	✓	✓	
Poverty	8		✓	✓	✓		✓		✓			✓	✓	✓	
Exposure	8		✓	✓	✓		✓		✓			✓	✓	✓	
School	8		✓	✓	✓		✓		✓			✓	✓	✓	
Number of projects for which data reanalysed is comparable	8		✓	✓	✓		✓		✓			✓	✓	✓	

Reanalysis methodology

Using the project endline reports and corresponding internal harvesting documents developed by the EM for analysis, each project was first individually assessed to determine which barriers it was addressing through its

⁹ A template household survey was designed by the EM and shared with projects to guide the development of their household surveys.

activities. Using the identified barriers as a guide, each project's household survey dataset was then reviewed to identify the variables that relate to each of the barriers and related activities (exposure/ change questions).

Variables for each of the barriers addressed by the projects and their associated activities were then compared against the master household survey template used in the EM analysis and shared with projects for use. Matching variables were then cleaned to ensure the coding was consistent with the EM template household survey, which included setting consistent variable names, variable labels and value labels, recoding categorical variables, assigning missing values, and generating a new series of variables for analysis.

Once a dataset had been reviewed and usable variables had been cleaned for consistency, the datasets were reviewed to ensure that they were in a consistent format and diagnostic tests were run to ensure data quality. The cleaned variables were then extracted from each dataset and merged into one meta-dataset. Each of the common and cleaned barriers and exposure variables were then analysed across projects.

Analysis of project data was then carried out to measure average barrier levels at midline and at endline in treatment and control groups, percentage of treatment and control households that reported being exposed to associated intervention activities, and, where datasets were merged, changes in barriers levels in treatment and control groups between midline and endline were measured.

Key challenges

The EM faced a number of challenges that limited the precision and depth of project data reanalysis that could be carried out.

Baseline, midline and endline data not merged

One of the most common problems encountered during the project data reanalysis was that baseline and midline datasets had not been merged. Due to inconsistent variable names, dataset structures and/or observation identification numbers, the EM was unable to undertake merging of midline and endline survey data for most of the projects. By contrast, the EM was able to merge the midline and endline datasets for all the projects except for AKF (Afghanistan) and ACTED (Afghanistan). As a result, only midline and endline data are presented here.

Changes in survey instruments from baseline to endline

In many cases, projects made changes to the questions or design of their survey instruments between baseline, midline and endline. The changes made meant that sometimes we had to either compare responses to modified questions or we were not able to track changes over time at all.

School-level and household-level data not linked

Another major limitation was that school-level data and household-level data were most often not merged and frequently identifiers that could be used to combine the datasets were either missing or unreliable. This had a number of causes. Several projects collected these datasets separately and did not attempt to record identifying information that would make it possible to identify what school the girls in a household attended. In other cases, because of problems with data collection or record keeping, these identifiers were either missing from the datasets or different series of identifiers were used in different databases so they could not be matched. As a result, it was not possible to conduct a higher level analysis of how barriers impacted learning outcomes, which were recorded at school level.

No control group data

Analysis of project data was further limited in cases where no control group data had been collected or included. In these cases, the EM was unable to compare barrier and exposure levels of the treatment group with any comparison group, and as such could not ascertain whether the project had had any impact on those variables. This happened for AKF (Afghanistan), ACTED (Afghanistan), RI (Somalia) and Care (Somalia).

Poor documentation of attrition

With large attrition rates, and possibly undocumented substitution households, we cannot assess how changes in the sample composition might account for apparent changes from baseline to endline.



Annex F – Further notes on EM sampling

Endline Report – Step Change Window

Final Version (December 2017)

Annex F – Further notes on EM sampling



This Annex replicates the narrative from our [midline](#) analysis of the prevalence of girls from our EM sample who attend GEC schools. This analysis was not replicated at endline, because it is time-consuming and would have led mostly to any change would have been only marginal considering the short timeframe (less than twelve months) between midline and endline.

As mentioned in [Section 2](#) of the report, the EM's and SCW projects' samples have been drawn randomly from lists of intervention and control schools submitted by projects before baseline. Sampling points were usually defined by school catchment areas: schools to be targeted by GEC projects' activities ("GEC schools") for the treatment group, and schools which were not part of projects' intervention ("non-GEC schools") for the control group.

At midline, the EM asked projects to confirm whether GEC-related activities were or were not taking place in the schools mentioned by girls in the EM household survey. Lists of schools harvested from the HHS were sent out through the FM for projects to flag whether schools were or were not part of their GEC intervention. This information was then exported back to the HHS in order to know for each in-school girl if she is going to either a "GEC" or a "non-GEC" school. At the time of writing this report, final lists had been received and cleaned for eight projects. **Error! Reference source not found.** below shows preliminary results for these eight project areas.

Table 16 : Proportion of in-school girls attending GEC schools in the EM midline HHS sample

% girls attending GEC schools	Treatment sample	Control sample
ACTED Afghanistan	31%	9%
IRC DRC	41%	20%
STC Ethiopia	78%	66%
ChildHope Ethiopia	81%	7%
WUSC Kenya	75%	50%
CfBT Kenya	52%	18%
Slums	27%	21%
ASALs	83%	12%
RI Somalia	80%	16%
CARE Somalia	63%	82%

There are two different ways of looking at this table. First, focusing only on the "Treatment group", the proportion of GEC schools should be as close as possible to 100% in treatment areas. STC (Ethiopia), ChildHope (Ethiopia), WUSC (Kenya) and RI (Somalia) all have averages equal or higher than 75%. This is a satisfying level considering that the EM sample is community-based and representative of all girls aged 7-17 in a school catchment area. It therefore includes girls going to boarding schools, to pre-primary or nursery schools, or to secondary schools, even if not targeted by GEC projects.

Oppositely, CfBT (Kenya) and IRC (DRC), ACTED (Afghanistan) and CARE (Somalia) to a lesser extent, show a much lower proportion of girls in treatment group that attend GEC intervention schools. In the case of CfBT, the difference between slum areas and Arid and Semi-Arid Lands (ASALs) is striking: while the ASALs' treatment group is in large majority made up of girls who attend GEC schools, the treatment group in slum areas has less than one third of girls attending GEC schools (which is only slightly higher than in the control group). This could be due to the large supply of schools in slums and to the difficulty of defining a school catchment area in places of high density of population where children from the same neighbourhood can go to different schools and more easily move from one school to another.

The second way of looking at this table is to consider the gap between the treatment group and the control group. In this respect, STC (Ethiopia) and WUSC (Kenya) have rather poor samples with half or more girls from the control group attending GEC schools. These two projects operate in particular contexts: pastoralist areas of Ethiopia; refugee camps and host communities in Northern Kenya. In those areas, populations are more mobile and school catchment areas may fluctuate and not have fixed geographic limits, which may explain why control areas have been "contaminated" by girls going to GEC schools. CARE (Somalia) exhibits an even worse pattern: it is the only project area where more girls attend GEC schools in control than in treatment areas. This raises the

question on how to accurately select treatment and control areas in such locations, and points the complexity of running longitudinal quasi-experimental designs in such moving contexts.

We have rerun difference-in-difference calculations for the main GEC outcomes, replacing the Treatment / Control group variable with a dummy variable for GEC / non-GEC schools. Results are shown below:

- **Attendance:** as mentioned in [Section 3](#) of the report, our household-based measure is not sensitive to small changes in attendance rates. We showed in the report that attendance did not change significantly at midline using treatment / control groups. Finding is the same when based on GEC / non-GEC schools.
- **Literacy:** similarly, we showed in the outcomes section of the report that literacy scores did not improve significantly on average in treatment areas compared with control areas. This is confirmed when using GEC / non-GEC schools: no significant effect is observed on the mean wpm score. At the project level, CfBT (Kenya) showed significant improvement in their treatment groups (33, 81, 35, 69, +14** wpm) but this effect is not significant anymore when looking at girls who attended GEC schools, although still positive. Oppositely, the two Ethiopian projects show significant positive results using the GEC / non-GEC dummy: +2* wpm for Save the Children and +5* wpm for ChildHope.

Across the SCW, the median oral reading score improved by 4 words per minute more in treatment than in control areas (0, 27, 0, 23, +4** wpm). However, when restricting calculations to in-school girls only, the increase is smaller and not significant (8, 33, 7, 29, +3 wpm). This finding is in agreement with our preliminary analysis based on the projects' lists of GEC schools. According to these results, the median oral reading score has increased by 1 wpm less for girls attending GEC schools than for those attending non-GEC schools (0, 25, 8, 34, -1 wpm).

- **Numeracy:** we demonstrated that SCW projects as a whole did not have a significant net effect on girl's literacy scores, based on a Treatment / Control group comparison from our EM data. This finding remains valid when comparing GEC with non-GEC schools (30%, 50%, 36%, 56%, +1% wpm). However, some projects which did not demonstrate an effect using treatment and control groups show significant improvements for girls going to GEC intervention schools. Those are STC Ethiopia (10%, 16%, 5%, 6%, +5** %-points) and CfBT (41%, 77%, 43%, 72%, +7* %-points).

To sum up, outcome findings changed little as a whole when using the GEC / non-GEC school dummy instead of the Treatment / Control variable used in the rest of the report, although they tend to differ at the project level¹⁰. At the window level, they confirm those described in [Section 3](#) of the report.

These results are given here as sense-checks of our methodology and results as well as projects', whose samples have been drawn according to the same protocol as EM samples. Further calculations could be made on other variables such as exposure and reach variables, as well as assumed barriers to education, in order to improve the robustness of our evaluation findings.

Whatever the outcome of this additional analysis, it gives a hint about the amount of difficulty involved in designing and applying valid and accurate quasi-experimental longitudinal designs throughout the course of the programme while relying on projects' own definition of treatment and control areas. The fact that the lists of sampling points were received by the EM in 2012, hence more than three years before the time of midline evaluation, have further increased this difficulty, especially in some fluctuating contexts where lists could have become inaccurate throughout the course of the programme.

¹⁰ It is worth noting here that the EM sample has not been designed to generate results at the project level. These are shown and commented only to help the reader account for cross-context variations that may not be accurately reflected in a window-level average.



Annex G – EM Research Instruments

Endline Report – Step Change Window

Final Version (December 2017)

Annex G – EM Research Instruments

Household survey instrument

PRIVATE AND CONFIDENTIAL

GIRLS EDUCATION CHALLENGE Endline 2016/2017

HOUSEHOLD SURVEY INSTRUMENT

READ OUT ALL QUESTIONS UNLESS OTHERWISE SPECIFIED – ALL QUESTIONS ARE SINGLE CODE UNLESS SPECIFIED

ADMIN VARIABLES (AUTOCODED)

DATE	AUTOCODE IN TABLET
START_TIME	AUTOCODE IN TABLET
GPS	AUTOCODE IN TABLET
INT_ID	AUTOCODE IN TABLET

SCRIPTING INSTRUCTIONS: All sections have separate filters indicated. All other specifies to include separate variables. Interviewer instructions *to appear in italics* as written in script

GEOGRAPHIC INFORMATION

ASK ALL

A2	Country	<input type="checkbox"/> 1 Afghanistan <input type="checkbox"/> 8 Ethiopia <input type="checkbox"/> 9 Kenya <input type="checkbox"/> 11 Somalia <input type="checkbox"/> 13 DRC <input type="checkbox"/> 16 Sierra Leone <input type="checkbox"/> 18 Mozambique <input type="checkbox"/> 19 Tanzania <input type="checkbox"/> 22 Zimbabwe
A14	<i>INTERVIEWER RECORD: Language of interview</i>	<input type="checkbox"/> 1 Afar <input type="checkbox"/> 2 Amharic <input type="checkbox"/> 3 Bemba <input type="checkbox"/> 4 Changana <input type="checkbox"/> 5 Dari <input type="checkbox"/> 6 English <input type="checkbox"/> 7 French <input type="checkbox"/> 8 Kalanga

		<input type="checkbox"/> 9 Kikongo <input type="checkbox"/> 10 Kissi <input type="checkbox"/> 11 Krio <input type="checkbox"/> 12 Limba <input type="checkbox"/> 13 Lingala <input type="checkbox"/> 14 Mende <input type="checkbox"/> 15 Ndebele <input type="checkbox"/> 26 Oromifa <input type="checkbox"/> 16 Pashto <input type="checkbox"/> 17 Portuguese <input type="checkbox"/> 18 Shona <input type="checkbox"/> 19 Somali <input type="checkbox"/> 20 Swahili <input type="checkbox"/> 21 Temme <input type="checkbox"/> 22 Tshiluba <input type="checkbox"/> 23 Turkana <input type="checkbox"/> 24 Uzbek <input type="checkbox"/> 25 Venda <input type="checkbox"/> 97 other <input type="checkbox"/> 98 refusal <input type="checkbox"/> 99 Don't Know
REGION	<i>INTERVIEWER RECORD:</i>	REGION LIST (FILTER BY COUNTRY)
DISTRICT	<i>INTERVIEWER RECORD:</i>	DISTRICT LIST (FILTER BY REGION)
CLUSTER	<i>INTERVIEWER RECORD:</i>	CLUSTER LIST (FILTER BY DISTRICT)
SPID	AUTOCODE IN TABLET FROM CLUSTER	

RECONTACT/SUBSTITUTION SELECTION

ASK ALL

OC1	<i>INTERVIEWER RECORD:</i> Have you located the midline household that is noted on the coversheet?	<input type="checkbox"/> 1 yes <input type="checkbox"/> 2 no SKIP TO SUBS_REASON
OC2	Does [GIRL] still live in this house?	<input type="checkbox"/> 1 yes SKIP TO CONSENT <input type="checkbox"/> 2 no
OC3	May I ask, why does [GIRL] not live with you anymore?	<input type="checkbox"/> 1 Goes to boarding school now <input type="checkbox"/> 2 Left to live with (other) family members or friends <input type="checkbox"/> 3 Left to take up work <input type="checkbox"/> 4 Left because she got married SKIP TO OC5 <input type="checkbox"/> 5 Is not alive anymore SKIP TO OC5
OC4	Is [GIRL]'s new household/boarding school located within a 1-hour drive of here, and if so, may we go and interview her there?	<input type="checkbox"/> 1 yes SKIP TO OC_INT <input type="checkbox"/> 2 no

OC5	Is there any another girl in the household that we can talk to instead within [AGE RANGE]?	<input type="checkbox"/> 1 yes SKIP TO CONSENT <input type="checkbox"/> 2 no SKIP TO SUBS_REASON
OC_INT	<i>INTERVIEWER INSTRUCTION:</i> <i>Ask for the girl's new address (including any directions that you may need. – go to the address and ask to conduct the interview there)</i>	
A11	IF OC1=1 AND (OC2=1 OR OC4=1 OR OC5=1) CODE (1) RECONTACT ELSE CODE (2) SUBSTITUTION HIDE THIS QUESTION IN THE TABLET	<input type="checkbox"/> 1 Recontact <input type="checkbox"/> 2 Substitution
A11B	IF OC1=1 AND OC2=1 CODE (1) IF OC1=1 AND OC5=1 CODE (2) IF OC4=1 CODE (3) IF A11=2 CODE (4)	<input type="checkbox"/> 1 Recontacted midline household with same girl as at midline <input type="checkbox"/> 2 Recontacted household with different girl as at midline <input type="checkbox"/> 3 Same girl as at midline but in a different household <input type="checkbox"/> 4 New household with new girl

REASONS FOR SUBSTITUTION**ASK IF OC1=2 OR OC5=2**

SUBS_REASON	<i>INTERVIEWER INSTRUCTION</i> <i>Note reason for Substitution</i>	<input type="checkbox"/> 1 Original Household could not be contacted after three callbacks <input type="checkbox"/> 2 Friends or neighbours confirmed that the family is not living in the area (live more than 1 hour away) <input type="checkbox"/> 3 Friends or neighbours confirmed that the family is not living in the area (live more than 1 hour away) <input type="checkbox"/> 4 District administrator confirmed family is not living in the area <input type="checkbox"/> 5 Household Refusal <input type="checkbox"/> 6 Sampling point substituted <input type="checkbox"/> 7 Other (specify)
--------------------	---	---

CONSENT	<p>Hello, I am here on behalf of a research program into education.</p> <p>Your house has been selected to take part in this study and I would like to ask if you would help us by answering some questions about life in this area and give us some information about your household.</p> <p>All of your information will be kept anonymously and we will not mention you by name or share your details outside of our team.</p> <p>Do you consent to be interviewed?</p>	<input type="checkbox"/> 1 Yes <input type="checkbox"/> 2 No SKIP TO REASON FOR REFUSAL
----------------	--	--

NEW GIRL SELECTION

ASK IF OC5=1 OR A11=2

GIRL_SELECTION	How many girls between the age of [AGE RANGE] live in this household?	# OF GIRLS [_____]
GIRL_NAMES	Please list the names and ages of all girls between the age of [AGE RANGE] that live in this household	NAMES [_____]
GIRL_AGES		AGES [_____]

SCRIPTING INSTRUCTION: SET UP TABLET TO ACCEPT GIRL NAMES AND AGES ACCORDING TO THE NUMBER OF GIRLS AT GIRL_SELECTION

SCRIPT TO AUTOMATICALLY SELECT GIRL AND COPY TO SG_NAME

RESPONDENT DETAILS

ASK ALL

SG_NAME	<p>IF OC2=1</p> <p><i>INTERVIEWER INSTRUCTION: Enter name of selected girl from mid line coversheet</i></p> <p>IF OC5=1</p> <p>AUTO FILL NAME OF SELECTED GIRL FROM GIRL_NAMES</p>	
HHID	<p><i>INTERVIEWER INSTRUCTION: Enter HHID – If you are conducting a recontact interview, this will be on your mid line coversheet.</i></p> <p><i>If you are conducting a substitution interview, this will be on your end line cover sheet.</i></p>	
HOH_NAME	Please can you tell me the name of the Head of the Household	

CG_NAME	Please can you tell me the name of the primary caregiver of [SELECTED GIRL]	
----------------	---	--

REASONS FOR REFUSAL

ASK IF CONSENT=2

HH_REF_REASON	<i>INTERVIEWER RECORD:</i> <i>Select reason for refusal</i>	<input type="checkbox"/> 1 Adults not able to interview (illness/infirmity) <input type="checkbox"/> 2 Adults say reschedule is not possible <input type="checkbox"/> 3 Adult refuses permission to speak with girl <input type="checkbox"/> 4 Direct household refusal <input type="checkbox"/> Other (Specify)
HH_REF	Thank you for speaking with us. Although we are not interviewing you, it is very helpful if we can check how many people live here so we know how many people we have missed in our survey. Can you please tell me how many people live here?	<input type="checkbox"/> 1 Yes ASK HOUSEHOLD COMPOSITION (B7-B27) AND THEN TERMINATE <input type="checkbox"/> 2 No TERMINATE

HOUSEHOLD COMPOSITION

ASK ALL

B7	How many adults (aged over 18) live together and eat their meals from the same pot in this household?	<input type="checkbox"/> #1-20
-----------	---	--------------------------------

B8	How many of them are women?	<input type="checkbox"/> # 0-20
B9	How many children and young people aged between [AGE RANGE] live in this household?	<input type="checkbox"/> #1-20
B10	And how many of those children and young people aged between [AGE RANGE] are girls?	<input type="checkbox"/> #1-20
B27	And how many of those children and young people aged between [AGE RANGE] are boys?	<input type="checkbox"/> #1-20

HEAD OF HOUSEHOLD DETAILS

ASK ALL

B12	Is the head of household male, or female?	<input type="checkbox"/> 1 Male <input type="checkbox"/> 2 Female <input type="checkbox"/> Other – <i>[DO NOT READ OUT]</i>
B16	What is the ethic group/tribal affiliation/clan of the Head of Household?	INSERT LIST FROM CODEFRAME – INCLUDE OTHER SPECIFY
B20	What is the main current occupation of the Head of Household? What kind of work does he/she mainly do?	<input type="checkbox"/> 01 Armed forces <input type="checkbox"/> 02 Students <input type="checkbox"/> 03 Domestic chores inside the home (non-agricultural, e.g. child raising, cooking) <input type="checkbox"/> 11 Senior government official, traditional chief, or head of village <input type="checkbox"/> 12 Manager, director, or chief executive <input type="checkbox"/> 21 Engineers and science professionals (e.g. physicists, chemists, biologists, architects, IT specialists) <input type="checkbox"/> 22 Health worker (e.g. medical doctor, nurse, midwife, healer) <input type="checkbox"/> 23 Teacher (e.g. primary, secondary or university teacher) <input type="checkbox"/> 24 Other professionals (e.g. lawyer, police officer, accountant, banker, cleric, writer, artist) <input type="checkbox"/> 40 Office or service clerk (e.g. secretary, cashier, teller)

	<input type="checkbox"/> 51 Salesperson or service worker (e.g. retailer at a shop, market, or stall; waiter, cook) <input type="checkbox"/> 61 Farmer or fishermen <u>selling produce</u> <input type="checkbox"/> 62 Farmer or fishermen <u>using produce for subsistence only</u> <input type="checkbox"/> 71 Extraction and building workers (e.g. miners, stone cutters, builders, painters) <input type="checkbox"/> 72 Metal, machinery and related trade workers (e.g. blacksmith, tool maker, machinery or electrical mechanic) <input type="checkbox"/> 73 Artisan and craft workers (e.g. potter, weaver, carpenter, leather worker, shoemaker, food processor) <input type="checkbox"/> 80 Plant and machine operators, assemblers, drivers, or ship crew <input type="checkbox"/> 91 Unskilled sales and service worker (e.g. street vendor, hawk, shoe cleaner, domestic helper, cleaner, doorkeeper, garbage collector) <input type="checkbox"/> 92 Unskilled worker in agriculture, mining, manufacturing or transport <input type="checkbox"/> 96 Does not have an occupation [SKIP TO B21]
B20_b	Is [HoH] self-employed, or does he/she work for a member of the family, or for someone else? <input type="checkbox"/> 1 Self-employed <input type="checkbox"/> 2 For family member <input type="checkbox"/> 3 For someone else <input type="checkbox"/> 96 N/A <input type="checkbox"/> 99 Don't know
B21	What was the highest school grade that [HOH] completed? <input type="checkbox"/> 0 No school level completed <input type="checkbox"/> 1 Some years of primary <input type="checkbox"/> 3 Primary completed <input type="checkbox"/> 4 Some years of junior / lower secondary <input type="checkbox"/> 5 junior / lower secondary completed <input type="checkbox"/> 6 Some years of senior / upper secondary <input type="checkbox"/> 7 Senior / upper secondary completed <input type="checkbox"/> 8 Some years of higher education / university <input type="checkbox"/> 9 Higher education / university completed <input type="checkbox"/> 99 Don't know <i>[DO NOT READ OUT]</i>
B71_B	<i>INTERVIEWER RECORD: Was interview successfully completed on the first, second, third or fourth contact?</i> <input type="checkbox"/> 1 st <input type="checkbox"/> 2 nd <input type="checkbox"/> 3 rd <input type="checkbox"/> 4 th
<i>INTERVIEWER READ: Thank you. Please may we speak with [CARER] now?</i>	

PRIMARY CARE GIVER INTERVIEW

ASK ALL

<p><i>INTERVIEWER INSTRUCTION: Verify that you are speaking with the primary caregiver of [GIRL]</i></p> <p><i>If the primary caregiver is not available, ask to make an appointment to come back and speak with them later. Save the interview on your tablet</i></p>		
B68	<i>INTERVIEWER RECORD: What [CARER]'s gender?</i>	<input type="checkbox"/> 1 male <input type="checkbox"/> 2 female
B69	What is your relationship with the Head of Household?	<input type="checkbox"/> 1 Carer is HoH <input type="checkbox"/> 2 wife / husband <input type="checkbox"/> 3 brother / sister <input type="checkbox"/> 4 child of HoH <input type="checkbox"/> 5 parent of HoH <input type="checkbox"/> 6 other-relative <input type="checkbox"/> 7 not-related <input type="checkbox"/> 98 refusal
B75_ML	What is your relationship with [GIRL]?	<input type="checkbox"/> 1 {GIRL}'s mother <input type="checkbox"/> 2 {GIRL}'s father <input type="checkbox"/> 2 {GIRL}'s brother <input type="checkbox"/> 4 {GIRL}'s sister <input type="checkbox"/> 5 {GIRL}'s other female relative (e.g. aunt / grandmother) <input type="checkbox"/> 6 {GIRL} other male relative (e.g. uncle / grandfather) <input type="checkbox"/> 7 other, non-relative <input type="checkbox"/> 99 other, <input type="checkbox"/> 98
CG_CONSENT	Thank you for agreeing to talk with us. We would like to ask you some questions about you and about [GIRL]. We would also like to speak with [GIRL] and ask her about reading and number work. Is that OK?	<input type="checkbox"/> Yes <input type="checkbox"/> No SKIP TO REASONS FOR REFUSAL THEN TERMINATE
B77_REF	<i>INTERVIEWER RECORD: Reason for refusal</i>	<input type="checkbox"/> 1 Caregiver is busy <input type="checkbox"/> 2 Caregiver is tired <input type="checkbox"/> 3 Caregiver doesn't want to provide personal information <input type="checkbox"/> 4 Girl is busy <input type="checkbox"/> 5 Girl is tired <input type="checkbox"/> 6 Girl is too shy <input type="checkbox"/> 7 Girl cannot read and write <input type="checkbox"/> 8 Girl does not speak the language tested (well enough) <input type="checkbox"/> 9 Girl has a physical disability <input type="checkbox"/> 10 Girl has a mental disability <input type="checkbox"/> 97 Other (Specify) <input type="checkbox"/> 98 No explicit reason
B77_ml	How old are you (in years)?	<input type="checkbox"/> 9999 Don't know

B81	What is your highest level of education?	<input type="checkbox"/> 0 No school level completed [SKIP TO B83] <input type="checkbox"/> 1 Some years of primary <input type="checkbox"/> 2 Primary completed <input type="checkbox"/> 3 Some years of junior / lower secondary <input type="checkbox"/> 4 junior / lower secondary completed <input type="checkbox"/> 5 Some years of senior / upper secondary <input type="checkbox"/> 6 Senior / upper secondary completed <input type="checkbox"/> 7 Some years of higher education / university <input type="checkbox"/> 8 Higher education / university completed <input type="checkbox"/> 99 Don't know <i>[DO NOT READ OUT]</i>
B82	How old were you when you left school? Please include primary and secondary school, but not any higher education or university.	<input type="checkbox"/> #5..20 <input type="checkbox"/> 21 21 and above <input type="checkbox"/> 99 Don't Know <i>[DO NOT READ OUT]</i>
B83	Are you able to read and write a letter in [LANGUAGE of INSTRUCTION]?	<input type="checkbox"/> 1 Yes <input type="checkbox"/> 2 No <input type="checkbox"/> 98 Refused <i>[DO NOT READ OUT]</i> <input type="checkbox"/> 99 Don't Know <i>[DO NOT READ OUT]</i>
B86	<p>What is your main current occupation, that is what kind of work do you do most of the time?</p> <p><i>INTERVIEWER INSTRUCTION:</i></p> <p><i>Select only the main occupation, i.e. the activity that [CARER] does most of the time. Prompt if necessary</i></p>	<input type="checkbox"/> 01 Armed forces <input type="checkbox"/> 02 Students <input type="checkbox"/> 03 Domestic chores inside the home (non-agricultural, e.g. child raising, cooking) <input type="checkbox"/> 11 Senior government official, traditional chief, or head of village <input type="checkbox"/> 12 Manager, director, or chief executive <input type="checkbox"/> 21 Engineers and science professionals (e.g. physicists, chemists, biologists, architects, IT specialists) <input type="checkbox"/> 22 Health worker (e.g. medical doctor, nurse, midwife, healer) <input type="checkbox"/> 23 Teacher (e.g. primary, secondary or university teacher) <input type="checkbox"/> 24 Other professionals (e.g. lawyer, police officer, accountant, banker, cleric, writer, artist) <input type="checkbox"/> 40 Office or service clerk (e.g. secretary, cashier, teller) <input type="checkbox"/> 51 Salesperson or service worker (e.g. retailer at a shop, market, or stall; waiter, cook) <input type="checkbox"/> 61 Farmer or fishermen <u>selling produce</u> <input type="checkbox"/> 62 Farmer or fishermen <u>using produce for subsistence only</u>

		<input type="checkbox"/> 71 Extraction and building workers (e.g. miners, stone cutters, builders, painters) <input type="checkbox"/> 72 Metal, machinery and related trade workers (e.g. blacksmith, tool maker, machinery or electrical mechanic) <input type="checkbox"/> 73 Artisan and craft workers (e.g. potter, weaver, carpenter, leather worker, shoemaker, food processor) <input type="checkbox"/> 80 Plant and machine operators, assemblers, drivers, or ship crew <input type="checkbox"/> 91 Unskilled sales and service worker (e.g. street vendor, hawker, shoe cleaner, domestic helper, cleaner, doorkeeper, garbage collector) <input type="checkbox"/> 92 Unskilled worker in agriculture, mining, manufacturing or transport <input type="checkbox"/> 96 Does not have an occupation
<p><i>INTERVIEWER READ:</i> I'd like to ask about your village or the part of town you live in</p>		

INTERVIEWER READ: Thank you. Now I'd like to ask you some questions about [GIRL]

C1	Is [GIRL]'s mother a member of the household?	<input type="checkbox"/> 1 yes, is HoH <input type="checkbox"/> 2 yes, is Primary Caregiver <input type="checkbox"/> 3 yes, is other member of <input type="checkbox"/> 4 no 5 Girl's mother has died <i>[DO NOT READ OUT]</i> <input type="checkbox"/> 98 refusal <i>[DO NOT READ OUT]</i>
C3	Is [GIRL]'s father a member of the household?	<input type="checkbox"/> 1 yes, is HoH <input type="checkbox"/> 2 yes, is Primary Caregiver <input type="checkbox"/> 3 yes, is other member of household <input type="checkbox"/> 4 no 5 <input type="checkbox"/> Girl's father has died <i>[DO NOT READ OUT]</i> <input type="checkbox"/> 98 refusal <i>[DO NOT READ OUT]</i>
C5	How old is [GIRL] ?	[_____] [AGE RANGE]

ASK IF A11=2

C10	<p>What is [GIRL]'s country of birth?</p> <p><i>INTERVIEWER: DO NOT PROMPT</i></p>	<input type="checkbox"/> 1 Afghanistan <input type="checkbox"/> 2 Bangladesh <input type="checkbox"/> 3 Burma <input type="checkbox"/> 4 India <input type="checkbox"/> 5 Nepal <input type="checkbox"/> 6 OPT <input type="checkbox"/> 7 Pakistan <input type="checkbox"/> 8 Ethiopia <input type="checkbox"/> 9 Kenya <input type="checkbox"/> 10 Rwanda <input type="checkbox"/> 11 Somalia <input type="checkbox"/> 12 South Sudan <input type="checkbox"/> 13 DRC <input type="checkbox"/> 14 Ghana <input type="checkbox"/> 15 Nigeria <input type="checkbox"/> 16 Sierra Leone <input type="checkbox"/> 17 Malawi <input type="checkbox"/> 18 Mozambique <input type="checkbox"/> 19 Tanzania <input type="checkbox"/> 20 Uganda <input type="checkbox"/> 21 Zambia <input type="checkbox"/> 22 Zimbabwe <input type="checkbox"/> 97 other <input type="checkbox"/> 98 refusal <input type="checkbox"/> 99 Don't Know
C12	<p>What is the main language that [GIRL] speaks at home?</p> <p><i>INTERVIEWER: DO NOT PROMPT</i></p>	<input type="checkbox"/> 1 Afar <input type="checkbox"/> 2 Amharic <input type="checkbox"/> 3 Bemba <input type="checkbox"/> 4 Changana <input type="checkbox"/> 5 Dari <input type="checkbox"/> 6 English <input type="checkbox"/> 7 French <input type="checkbox"/> 8 Kalanga <input type="checkbox"/> 9 Kikongo <input type="checkbox"/> 10 Kissi <input type="checkbox"/> 11 Krio <input type="checkbox"/> 12 Limba <input type="checkbox"/> 13 Lingala <input type="checkbox"/> 14 Mende <input type="checkbox"/> 15 Ndebele <input type="checkbox"/> 26 Oromifa <input type="checkbox"/> 16 Pashto <input type="checkbox"/> 17 Portuguese <input type="checkbox"/> 18 Shona <input type="checkbox"/> 19 Somali <input type="checkbox"/> 20 Swahili <input type="checkbox"/> 21 Temme <input type="checkbox"/> 22 Tshiluba <input type="checkbox"/> 23 Turkana <input type="checkbox"/> 24 Uzbek <input type="checkbox"/> 25 Venda <input type="checkbox"/> 97 other <input type="checkbox"/> 98 refusal
C12_el_a	<p>What is the main language of instruction that [GIRL] is taught in at school?</p> <p><i>INTERVIEWER: DO NOT PROMPT</i></p>	<input type="checkbox"/> 1 Afar <input type="checkbox"/> 2 Amharic <input type="checkbox"/> 3 Bemba <input type="checkbox"/> 4 Changana <input type="checkbox"/> 5 Dari <input type="checkbox"/> 6 English <input type="checkbox"/> 7 French <input type="checkbox"/> 8 Kalanga <input type="checkbox"/> 9 Kikongo <input type="checkbox"/> 10 Kissi <input type="checkbox"/> 11 Krio <input type="checkbox"/> 12 Limba <input type="checkbox"/> 13 Lingala <input type="checkbox"/> 14 Mende <input type="checkbox"/> 15 Ndebele <input type="checkbox"/> 16 Pashto <input type="checkbox"/> 17 Portuguese <input type="checkbox"/> 18 Shona <input type="checkbox"/> 19 Somali <input type="checkbox"/> 20 Swahili <input type="checkbox"/> 21 Temme <input type="checkbox"/> 22 Tshiluba <input type="checkbox"/> 23 Turkana <input type="checkbox"/> 24 Uzbek <input type="checkbox"/> 25 Venda <input type="checkbox"/> 26 Orimifa <input type="checkbox"/> 97 Other <input type="checkbox"/> 98 Refusal <input type="checkbox"/> 99 Don't know
C12_el_b	<p><i>INTERVIEWER RECORD: Is the main language of instruction at school <u>different</u> from the language girl speaks at home?</i></p>	<input type="checkbox"/> 1 Yes <input type="checkbox"/> 2 No
C15	<p>Can [GIRL] speak [LANGUAGE OF INSTRUCTION]?</p>	<input type="checkbox"/> 1 yes, well <input type="checkbox"/> 2 yes, a little <input type="checkbox"/> 3 no <input type="checkbox"/> 99 Don't know <i>[DO NOT READ OUT]</i>

ASK ALL

Now I'd like to ask you a few questions about how [GIRL] has spent her time over the past three months.

Over the past 3 months, has girl spent time caring for younger or older family members?

How about [ITEM]? *INTERVIEWER: READ OUT EACH ITEM*

MULTICODE

C33	Spent time caring for younger or older family members?	<input type="checkbox"/> 1 yes <input type="checkbox"/> 2 no <input type="checkbox"/> 99 Don't Know [DO NOT READ OUT]
C34	Spent time doing housework (e.g. cooking or cleaning)?	<input type="checkbox"/> 1 yes <input type="checkbox"/> 2 no <input type="checkbox"/> 99 Don't Know [DO NOT READ OUT]
C34_ml	Helped with fetching water?	<input type="checkbox"/> 1 yes <input type="checkbox"/> 2 no <input type="checkbox"/> 99 Don't Know [DO NOT READ OUT]
C35	Helped with agricultural work? (e.g. guarding livestock; planting, watering or harvesting crops)	<input type="checkbox"/> 1 yes <input type="checkbox"/> 2 no <input type="checkbox"/> 99 Don't Know [DO NOT READ OUT]
C36	Helped with a family business or non-agricultural work outside the home?	<input type="checkbox"/> 1 yes <input type="checkbox"/> 2 no <input type="checkbox"/> 99 Don't Know [DO NOT READ OUT]

ASK IF CODE 1 at C33-36

C37	And on a normal school day, how much time did [GIRL] usually spend doing these things?	<input type="checkbox"/> 1 whole day <input type="checkbox"/> 2 half day <input type="checkbox"/> 3 quarter day / a few hours <input type="checkbox"/> 4 a little time / an hour or less <input type="checkbox"/> 99 Don't Know [DO NOT READ OUT]
------------	--	--

ASK ALL

	Is there anything that makes it difficult for [GIRL] to do her school work at home? <i>INTERVIEWER: DO NOT PROMPT</i> MULTICODE	
C38_ml_b_1	Lack of light/electricity	<input type="checkbox"/>
C38_ml_b_2	Lack of space to work	<input type="checkbox"/>
C38_ml_b_3	Lack of writing material (notepad, pen)	<input type="checkbox"/>
C38_ml_b_4	Noise	<input type="checkbox"/>
C38_ml_b_5	Interruptions by family members	<input type="checkbox"/>
C38_ml_b_6	Lack of motivation	<input type="checkbox"/>
C38_ml_b_7	Lack of help or support	<input type="checkbox"/>
C38_ml_b_97	Other (Specify)	<input type="checkbox"/>
C38_ml_b_99	Don't know	<input type="checkbox"/>

ASK ALL

C42	Has [GIRL] had any bad or dangerous experiences while travelling around this area in the past year - for example going to school or other places?	<input type="checkbox"/> 1 yes <input type="checkbox"/> 2 no <input type="checkbox"/> 99 don't know [<i>DO NOT READ OUT</i>]
------------	---	---

B90	How many minutes walk from here is the closest primary school that local girls can go to?	<input type="checkbox"/> 1 Less than 20 minutes <input type="checkbox"/> 2 20 to 40 minutes <input type="checkbox"/> 3 40 to 60 minutes <input type="checkbox"/> 4 1-1.5 hours <input type="checkbox"/> 5 1.5-2 hours <input type="checkbox"/> 6 2-3 hours <input type="checkbox"/> 7 3-6 hours <input type="checkbox"/> 99 Don't know [<i>DO NOT READ OUT</i>]
B90_ml	Has this school been built within the last [YEARS SINCE BASELINE]?	<input type="checkbox"/> 1 yes <input type="checkbox"/> 2 no <input type="checkbox"/> 99 don't know [<i>DO NOT READ OUT</i>]

B92	How many minutes walk from here is the closest secondary school that local girls can go to?	<input type="checkbox"/> 1 Less than 20 minutes <input type="checkbox"/> 2 20 to 40 minutes <input type="checkbox"/> 3 40 to 60 minutes <input type="checkbox"/> 4 1-1.5 hours <input type="checkbox"/> 5 1.5-2 hours <input type="checkbox"/> 6 2-3 hours <input type="checkbox"/> 7 3-6 hours <input type="checkbox"/> 99 Don't know [DO NOT READ OUT]
B92_ml	Has this school been built within the last [YEARS SINCE BASELINE]?	<input type="checkbox"/> 1 yes <input type="checkbox"/> 2 no <input type="checkbox"/> 99 don't know [DO NOT READ OUT]
B93_ml_b	How safe or unsafe is it to travel to schools in this area? {prompt "very" or "fairly" as necessary}	<input type="checkbox"/> 1 Very safe <input type="checkbox"/> 2 Fairly safe <input type="checkbox"/> 3 Fairly unsafe <input type="checkbox"/> 4 Very unsafe <input type="checkbox"/> 99 Don't know

ASK IF B93_ml_b = 3 OR 4

B93_ml_c	What makes the journeys difficult or unsafe? <i>INTERVIEWER INSTRUCTION: DO NOT PROMPT</i> MULTICODE	
B93_ml_c_1	Long distance	<input type="checkbox"/>
B93_ml_c_2	Traffic	<input type="checkbox"/>
B93_ml_c_3	Poor roads	<input type="checkbox"/>
B93_ml_c_4	Heat or rain	<input type="checkbox"/>
B93_ml_c_5	Environmental disruptions (e.g. flood, landslides, fires)	<input type="checkbox"/>
B93_ml_c_6	Wild animals	<input type="checkbox"/>
B93_ml_c_7	Harassment by other children	<input type="checkbox"/>
B93_ml_c_8	Harassment by adults	<input type="checkbox"/>
B93_ml_c_9	Kidnappings	<input type="checkbox"/>
B93_ml_c_10	Roadblocks	<input type="checkbox"/>
B93_ml_c_11	Conflict, violence, open fighting	<input type="checkbox"/>
B93_ml_c_97	Other (specify)	<input type="checkbox"/>

ASK ALL

C48	Ask or record: Is [GIRL] enrolled at school?	<input type="checkbox"/> 1 yes <input type="checkbox"/> 2 no [SKIP TO C94]
------------	--	--

ENROLLED GIRL SECTION (ASK IF C48=1)

C92	What is the name of the school [GIRL] attends?	" _____ " <input type="checkbox"/> 99 Don't know [DO NOT READ OUT]
C92_re	Has [GIRL] changed school within the past [YEARS SINCE BASELINE] years?	<input type="checkbox"/> 1 Yes <input type="checkbox"/> 2 No <input type="checkbox"/> 99 Don't know [DO NOT READ OUT]
C99	Has this school been built in the past [YEARS SINCE BASELINE] years?	<input type="checkbox"/> 1 Yes <input type="checkbox"/> 2 No <input type="checkbox"/> 99 Don't know
C47_c	What school grade or class is [GIRL] enrolled in?	<input type="checkbox"/> 10 Pre-primary/nursery <input type="checkbox"/> 11 Primary 1 (first year of primary) <input type="checkbox"/> 12 Primary 2 (second year of primary) <input type="checkbox"/> 13 Primary 3 (third year of primary) <input type="checkbox"/> 14 Primary 4 <input type="checkbox"/> 15 Primary 5 <input type="checkbox"/> 16 Primary 6 <input type="checkbox"/> 17 Primary 7 <input type="checkbox"/> 18 Primary 8 <input type="checkbox"/> 21 Secondary 1 (first year of secondary) <input type="checkbox"/> 22 Secondary 2 (second year of secondary) <input type="checkbox"/> 23 Secondary 3 (third year of secondary) <input type="checkbox"/> 24 Secondary 4 <input type="checkbox"/> 25 Secondary 5 <input type="checkbox"/> 26 Secondary 6 <input type="checkbox"/> 27 Secondary 7 <input type="checkbox"/> 28 Secondary 8 <input type="checkbox"/> 97 other <input type="checkbox"/> 99 Don't know [DO NOT READ OUT]
C93	Is [GIRL]'s main teacher male or female?	<input type="checkbox"/> 1 male <input type="checkbox"/> 2 female <input type="checkbox"/> 99 Don't know [DO NOT READ OUT]
C49	Since the start of this most recent school year, has [GIRL] attended her (main) school on most days that the school was open? – This means she has not missed more than one or two days per month	<input type="checkbox"/> 1 yes [SKIP TO C51] <input type="checkbox"/> 2 no <input type="checkbox"/> 99 Don't Know [DO NOT READ OUT]

C50	Has she attended more than half the time, about half the time, or less than half the time?	<input type="checkbox"/> 1 more than half the time <input type="checkbox"/> 2 about half the time <input type="checkbox"/> 3 less than half the time <input type="checkbox"/> 99 Don't Know [DO NOT READ OUT]
C50_su	Was [GIRL] enrolled in school this time last year?	<input type="checkbox"/> 1 yes <input type="checkbox"/> 2 no <input type="checkbox"/> 99 Don't Know [DO NOT READ OUT]

ASK IF A11=2

C51	At what age did [GIRL] first start school?	<input type="text"/> #3-17 <input type="checkbox"/> 99 Don't Know [DO NOT READ OUT]
------------	--	--

ASK ALL ENROLLED

C52	Since she started school at age [STARTING AGE] has she missed any years or months of schooling?	<input type="checkbox"/> 0 No <input type="checkbox"/> 1 Yes, up to one month <input type="checkbox"/> 2 Yes, one to three months <input type="checkbox"/> 3 Yes, three months to one year <input type="checkbox"/> 4 Yes, one to three years <input type="checkbox"/> 5 Yes, more than three years <input type="checkbox"/> 99 Don't know [DO NOT READ OUT]
C52_ml	Has girl ever repeated a school grade or class?	<input type="checkbox"/> 1 Yes <input type="checkbox"/> 2 No <input type="checkbox"/> 99 Don't know [DO NOT READ OUT]
<i>INTERVIEWER READ: Now I'd like to ask some questions about [GIRL]'s school</i>		

ASK IF A11=2

C53	Is [GIRL]'s school a school for boys and girls or just for girls?	<input type="checkbox"/> 1 boys and girls <input type="checkbox"/> 2 girls only <input type="checkbox"/> 99 Don't Know [DO NOT READ OUT]
C58	How much time (in minutes) does it take [GIRL] to get to school?	<input type="text"/> #0..200 <input type="checkbox"/> 994 boarding school <input type="checkbox"/> 995 varies <input type="checkbox"/> 9999 Don't Know [DO NOT READ OUT]

ASK ALL ENROLLED

C54_Afg	Could you tell me who runs the school [GIRL] is attending? TO BE REMOVED FROM SCRIPT – retain for template	<input type="checkbox"/> 1 Government <input type="checkbox"/> 2 NGO <input type="checkbox"/> 3 Religious organisation <input type="checkbox"/> 4 Community group <input type="checkbox"/> 5 International organisation (e.g. UNICEF) <input type="checkbox"/> 6 Private organisation (non NGO) <input type="checkbox"/> 97 Other (specify) <input type="checkbox"/> 99 Don't know <i>[DO NOT READ OUT]</i>
----------------	--	---

SCHOOL CONDITIONS**ASK ALL ENROLLED**

	Now I'd like to ask a few questions about the conditions in [GIRL]'s School. For each can you tell me if they are satisfactory, or not satisfactory starting with the classrooms... AND how about [REPEAT FOR ITEMS C62-C64] at girls school? Is that/are they satisfactory or not satisfactory?	
C61	Classrooms	<input type="checkbox"/> 1 satisfactory <input type="checkbox"/> 2 Not satisfactory <input type="checkbox"/> 99 Don't know <i>[DO NOT READ OUT]</i>
C62	Toilets	<input type="checkbox"/> 1 satisfactory <input type="checkbox"/> 2 Not satisfactory <input type="checkbox"/> 99 Don't know <i>[DO NOT READ OUT]</i>
C63	Textbooks	<input type="checkbox"/> 1 satisfactory <input type="checkbox"/> 2 Not satisfactory <input type="checkbox"/> 99 Don't know <i>[DO NOT READ OUT]</i>
C64	The teaching	<input type="checkbox"/> 1 satisfactory <input type="checkbox"/> 2 Not satisfactory <input type="checkbox"/> 99 Don't know <i>[DO NOT READ OUT]</i>
C65	How many hours of school does [GIRL] usually have per day?	<input type="text"/> #0-10 <input type="checkbox"/> 99 Don't Know <i>[DO NOT READ OUT]</i>

C67	How often does [GIRL] not have classes because her teachers are absent from work?	<input type="checkbox"/> 1 A lot of times each month <input type="checkbox"/> 2 A few times a month <input type="checkbox"/> 3 a few times a year <input type="checkbox"/> 4 Never <input type="checkbox"/> 99 Don't Know [DO NOT READ OUT]
C69	Has there been any violence at [GIRL]'s school in the past year?	<input type="checkbox"/> 1 Yes <input type="checkbox"/> 2 No <input type="checkbox"/> 99 Don't know [DO NOT READ OUT]
C74_ml	<p>In the past twelve months, have you had to pay for any of the following things for [GIRL]?</p> <p><i>INTERVIEWER: Prompt for each item</i></p> <p>ROTATE (C74_ml_1 – C74_ml_11)</p>	
C74_ml_1	Tuition fees	<input type="checkbox"/> 1 Yes <input type="checkbox"/> 2 No <input type="checkbox"/> 99 Don't know [DO NOT READ OUT]
C74_ml_3	School books & other materials	<input type="checkbox"/> 1 Yes <input type="checkbox"/> 2 No <input type="checkbox"/> 99 Don't know [DO NOT READ OUT]
C74_ml_5	School uniform & clothing	<input type="checkbox"/> 1 Yes <input type="checkbox"/> 2 No <input type="checkbox"/> 99 Don't know [DO NOT READ OUT]
C74_ml_7	Contribution for school building or maintenance	<input type="checkbox"/> 1 Yes <input type="checkbox"/> 2 No <input type="checkbox"/> 99 Don't know [DO NOT READ OUT]
C74_ml_9	Transportation to school	<input type="checkbox"/> 1 Yes <input type="checkbox"/> 2 No <input type="checkbox"/> 99 Don't know [DO NOT READ OUT]
C74_ml_11	School lunches	<input type="checkbox"/> 1 Yes <input type="checkbox"/> 2 No <input type="checkbox"/> 99 Don't know [DO NOT READ OUT]
C74_ml_13	Other	<input type="checkbox"/> 1 Yes <input type="checkbox"/> 2 No <input type="checkbox"/> 99 Don't know [DO NOT READ OUT]
C76	Is it difficult to afford for [GIRL] to go to school?	<input type="checkbox"/> 1 Yes <input type="checkbox"/> 2 No <input type="checkbox"/> 99 Don't know [DO NOT READ OUT]

ASK ALL ENROLLED

INTERVIEWER READ: Thank you. Now I will ask you some questions about whether or not there have recently been changes in the provision of education in this area

C77_ml_a	Have there been any changes to the number of schools in your village over the past [YEARS SINCE BASELINE] years?	<input type="checkbox"/> 1 Yes <input type="checkbox"/> 2 No [SKIP TO C80_ml_a] <input type="checkbox"/> 99 Don't know <i>[DO NOT READ OUT]</i> [SKIP TO C80_ml_a]
C77_ml_b	What change did you notice? <i>INTERVIEWER: Do not prompt, code all that apply</i> MULTICODE	
C77_ml_b_1	More schools (no specific school type mentioned)	<input type="checkbox"/>
C77_ml_b_2	More government or public schools	<input type="checkbox"/>
C77_ml_b_3	More private schools	<input type="checkbox"/>
C77_ml_b_4	More religious / church / Qur'an schools	<input type="checkbox"/>
C77_ml_b_5	Fewer schools (no specific school type mentioned)	<input type="checkbox"/>
C77_ml_b_6	Fewer government or public schools	<input type="checkbox"/>
C77_ml_b_7	Fewer private schools	<input type="checkbox"/>
C77_ml_b_8	Fewer religious / church / Qur'an schools	<input type="checkbox"/>
C77_ml_b_97	Other	<input type="checkbox"/>
C77_ml_b_oth	If other, please specify:	" _____ _____
C80_ml_a	Have there been any changes to the number of teachers at [GIRL]'s school over the past [YEARS SINCE BASELINE] years?	<input type="checkbox"/> 1 Yes <input type="checkbox"/> 2 No [SKIP TO C81_ml_a] <input type="checkbox"/> 99 Don't know <i>[DO NOT READ OUT]</i> [SKIP TO C81_ml_a]
C80_ml_b	What change did you notice? <i>INTERVIEWER: Do not prompt, code all that apply</i>	

	MULTICODE	
C80_ml_b_1	More teachers (no gender specified)	<input type="checkbox"/>
C80_ml_b_2	More male teachers	<input type="checkbox"/>
C80_ml_b_3	More female teachers	<input type="checkbox"/>
C80_ml_b_4	Fewer teachers (no gender specified)	<input type="checkbox"/>
C80_ml_b_5	Fewer male teachers	<input type="checkbox"/>
C80_ml_b_6	Fewer female teachers	<input type="checkbox"/>
C80_ml_b_97	Other	<input type="checkbox"/>
C79_ml_b_oth	If other, please specify:	<input type="checkbox"/>
C81_ml_a	Have there been any changes to the quality of teaching at [GIRL]'s school over the past [YEARS SINCE BASELINE] years?	<input type="checkbox"/> 1 Yes <input type="checkbox"/> 2 No [SKIP TO C83_ml_a] <input type="checkbox"/> 99 Don't know <i>[DO NOT READ OUT]</i> [SKIP TO C83_ml_a]
C81_ml_b	What change did you notice? <i>INTERVIEWER: Do not prompt, code all that apply</i> MULTICODE	
C81_ml_b_1	Better teaching	<input type="checkbox"/>
C81_ml_b_2	Poorer teaching	<input type="checkbox"/>
C81_ml_b_3	Teachers more present	<input type="checkbox"/>
C81_ml_b_4	Teachers less present	<input type="checkbox"/>
C81_ml_b_5	New teaching methods / activities	<input type="checkbox"/>
C81_ml_b_97	Other	<input type="checkbox"/>
C81_ml_b_oth	If other, please specify:	<input type="checkbox"/>
C83_ml_a	Have there been any changes in the number of classrooms at [GIRL]'s school over the past [YEARS SINCE BASELINE] years?	<input type="checkbox"/> 1 Yes <input type="checkbox"/> 2 No [SKIP TO C84_ml_a] <input type="checkbox"/> 99 Don't know <i>[DO NOT READ OUT]</i> [SKIP TO C84_ml_a]

C83_ml_b	<p>What change did you notice?</p> <p><i>INTERVIEWER: Do not prompt, code all that apply</i></p> <p>MULTICODE</p>	
C83_ml_b_1	More classrooms	<input type="checkbox"/>
C83_ml_b_2	Fewer classrooms	<input type="checkbox"/>
C83_ml_b_97	Other	<input type="checkbox"/>
C83_ml_b_oth	If other, please specify:	" _____ _____
C84_ml_a	<p>Have there been any changes in the quality of classrooms or classroom equipment (e.g. desks, chairs) at [GIRL]'s school over the past [YEARS SINCE BASELINE] years?</p>	<input type="checkbox"/> 1 Yes <input type="checkbox"/> 2 No [SKIP TO C86_ml_a] <input type="checkbox"/> 99 Don't know <i>[DO NOT READ OUT]</i> [SKIP TO C86_ml_a]
C84_ml_b	<p>What change did you notice?</p> <p><i>INTERVIEWER: Do not prompt, code all that apply</i></p> <p>MULTICODE</p>	
C84_ml_b_1	Better classrooms (if not further specified)	<input type="checkbox"/>
C84_ml_b_2	Worse classrooms (if not further specified)	<input type="checkbox"/>
C84_ml_b_3	Less crowded classrooms	<input type="checkbox"/>
C84_ml_b_4	More crowded classrooms	<input type="checkbox"/>
C84_ml_b_5	More / better desks or chairs	<input type="checkbox"/>
C84_ml_b_6	Worse / fewer desks or chairs	<input type="checkbox"/>
C84_ml_b_7	New computers or screens	<input type="checkbox"/>
C84_ml_b_97	Other	<input type="checkbox"/>
C84_ml_b_oth	If other, please specify:	<input type="checkbox"/>
C86_ml_a	<p>Have there been any changes in the number of learning materials (e.g. textbooks or stationary) available at</p>	<input type="checkbox"/> 1 Yes <input type="checkbox"/> 2 No [SKIP TO C87_ml_a]

	[GIRL]'s school over the past [YEARS SINCE BASELINE] years?	<input type="checkbox"/> 99 Don't know [DO NOT READ OUT] [SKIP TO C87_ml_a]
C86_ml_b	What change did you notice? <i>INTERVIEWER: Do not prompt, code all that apply</i> MULTICODE	
C86_ml_b_1	More learning materials (no specific type mentioned)	<input type="checkbox"/>
C86_ml_b_2	More stationary (e.g. pens or paper)	<input type="checkbox"/>
C86_ml_b_3	More textbooks	<input type="checkbox"/>
C86_ml_b_4	Fewer learning materials (no specific type mentioned)	<input type="checkbox"/>
C86_ml_b_5	Fewer stationary (e.g. pens or paper)	<input type="checkbox"/>
C86_ml_b_6	Fewer textbooks	<input type="checkbox"/>
C86_ml_b_97	Other	<input type="checkbox"/>
C86_ml_b_oth	If other, please specify:	<input type="checkbox"/>
C87_ml_a	Have there been any changes in the quality of textbooks available at [GIRL]'s school over the past [YEARS SINCE BASELINE] years?	<input type="checkbox"/> 1 Yes <input type="checkbox"/> 2 No [SKIP TO C89_ml_a] <input type="checkbox"/> 99 Don't know [DO NOT READ OUT] [SKIP TO C89_ml_a]
C87_ml_b	What change did you notice? <i>INTERVIEWER: Do not prompt, code all that apply</i> MULTICODE	
C87_ml_b_1	Better textbooks	<input type="checkbox"/>
C87_ml_b_2	Worse textbooks	<input type="checkbox"/>
C87_ml_b_97	Other	<input type="checkbox"/>
C87_ml_b_oth	If other, please specify:	<input type="checkbox"/>

C89_ml_a	Have there been any changes in the quality of school facilities (e.g. roof, toilets, electricity) at [GIRL]'s school over the past [YEARS SINCE BASELINE] years?	<input type="checkbox"/> 1 Yes <input type="checkbox"/> 2 No [SKIP TO C91_ml_a] <input type="checkbox"/> 99 Don't know <i>[DO NOT READ OUT]</i> [SKIP TO C91_ml_a]
C89_ml_b	What change did you notice? <i>INTERVIEWER: Do not prompt, code all that apply</i> MULTICODE	
C89_ml_b_1	Better / more facilities (no specific type mentioned)	<input type="checkbox"/>
C89_ml_b_2	Worse / fewer facilities (no specific type mentioned)	<input type="checkbox"/>
C89_ml_b_3	Better / more toilets	<input type="checkbox"/>
C89_ml_b_4	Worse / fewer toilets	<input type="checkbox"/>
C89_ml_b_5	Better / more regular access to electricity	<input type="checkbox"/>
C89_ml_b_6	Worse / less regular access to electricity	<input type="checkbox"/>
C89_ml_b_7	Better roofing	<input type="checkbox"/>
C89_ml_b_8	Worse roofing	<input type="checkbox"/>
C89_ml_b_97	Other	<input type="checkbox"/>
C89_ml_b_oth	If other, please specify:	<input type="checkbox"/>
C91_ml_a	All in all, do you think that the learning conditions at [GIRL]'s school are now better, worse, or the same as [YEARS SINCE BASELINE] years ago?	<input type="checkbox"/> 1 Better <input type="checkbox"/> 2 Worse <input type="checkbox"/> 3 Same
C91_ml_b	Has this affected how well [GIRL] learns in school?	<input type="checkbox"/> 0 No effect <input type="checkbox"/> 1 Learns better <input type="checkbox"/> 2 Learns less well <input type="checkbox"/> 99 Don't know <i>[DO NOT READ OUT]</i>

NON-ENROLLED GIRLS SECTION (ASK IF C48=2 OR 99)

ASK IF A11=2

C94	Since age five, has [GIRL] ever attended school? {prompt as necessary}	<input type="checkbox"/> 1 yes <input type="checkbox"/> 2 no, never attended school [SKIP TO C100] <input type="checkbox"/> 99 Don't Know <i>[DO NOT READ OUT]</i>
C96	At what age did [GIRL] first start school?	<input type="checkbox"/> [] #5-17 <input type="checkbox"/> 99 Don't Know <i>[DO NOT READ OUT]</i>

ASK ALL NOT ENROLLED

C95_ml	How many school years has [GIRL] attended in total?	<input type="checkbox"/> 0 Less than a year <input type="checkbox"/> #1-12 <input type="checkbox"/> 99 Don't know <i>[DO NOT READ OUT]</i>
C97	At what age did [GIRL] stop school the last time she stopped?	<input type="checkbox"/> [] #5-17 <input type="checkbox"/> 99 Don't Know <i>[DO NOT READ OUT]</i>
C98_ml_a	Why did [GIRL] stop going to school (the last time she stopped school)? <i>INTERVIEWER INSTRUCTION: Accept up to 3 answers, do not prompt</i> MULTICODE (ACCEPT 3 MAXIMUM)	
C98_ml_1	She was too old to continue	<input type="checkbox"/>
C98_ml_2	She was a grade (or more) behind and got discouraged	<input type="checkbox"/>
C98_ml_3	She had completed school	<input type="checkbox"/>
C98_ml_4	School was too far away	<input type="checkbox"/>
C98_ml_5	The family couldn't afford to send her anymore	<input type="checkbox"/>
C98_ml_6	She had obligations at home (home work including childcare, housework)	<input type="checkbox"/>
C98_ml_7	She started a job (out of home)	<input type="checkbox"/>
C98_ml_8	She found school was not useful / relevant	<input type="checkbox"/>
C98_ml_9	The family decided school was not useful / relevant	<input type="checkbox"/>

C98_ml_10	She failed an exam / was not able to do the school work	<input type="checkbox"/>
C98_ml_11	She had an illness	<input type="checkbox"/>
C98_ml_12	She got married	<input type="checkbox"/>
C98_ml_13	Pregnancy stopped her from attending	<input type="checkbox"/>
C98_ml_14	Death of a family member	<input type="checkbox"/>
C98_ml_15	Lack of school materials (e.g. textbooks, pens and notepads)	<input type="checkbox"/>
C98_ml_16	Poor quality of teaching	<input type="checkbox"/>
C98_ml_17	Corporal punishment	<input type="checkbox"/>
C98_ml_18	Strict teaching (other than corporal punishment)	<input type="checkbox"/>
C98_ml_19	Lack of teachers and teacher absence	<input type="checkbox"/>
C98_ml_20	Violence / bullying / harassment (at school)	<input type="checkbox"/>
C98_ml_21	Violence / bullying / harassment / conflict (on way to school or nearby)	<input type="checkbox"/>
C98_ml_22	Inadequate toilets or toilets in bad condition	<input type="checkbox"/>
C98_ml_23	Other facilities in bad condition	<input type="checkbox"/>
C98_ml_24	Overcrowded classrooms	<input type="checkbox"/>
C98_ml_25	School closed	<input type="checkbox"/>
C98_ml_97	Other reason	<input type="checkbox"/>
C98_ml_99	Don't know	<input type="checkbox"/>
C98_ml_oth	If other, please specify:	<input type="checkbox"/>

EDUCATIONAL HELP/LEARNING DIFFICULTIES

ASK ALL

C100	Did [GIRL] have a scholarship or bursary over the past [YEARS SINCE BASELINE] years?	<input type="checkbox"/> 1 yes <input type="checkbox"/> 2 no <input type="checkbox"/> 99 Don't know <i>[DO NOT READ OUT]</i>
C101	Apart from your family, her friends and her school, did anyone else give [GIRL] any school books over the past [YEARS SINCE BASELINE] years?	<input type="checkbox"/> 1 yes <input type="checkbox"/> 2 no <input type="checkbox"/> 99 Don't know <i>[DO NOT READ OUT]</i>

C102	Did [GIRL] attend any special classes or study groups over the past [YEARS SINCE BASELINE] years?	<input type="checkbox"/> 1 yes <input type="checkbox"/> 2 no <input type="checkbox"/> 99 Don't know <i>[DO NOT READ OUT]</i>
C103	Apart from your family, did [GIRL] receive any special tutoring or help with her schoolwork over the past [YEARS SINCE BASELINE] years?	<input type="checkbox"/> 1 yes <input type="checkbox"/> 2 no <input type="checkbox"/> 99 Don't know <i>[DO NOT READ OUT]</i>
C104	Apart from your family, did anyone talk to [GIRL] about enrolling or staying in school over the past [YEARS SINCE BASELINE] years?	<input type="checkbox"/> 1 yes <input type="checkbox"/> 2 no <input type="checkbox"/> 99 Don't know <i>[DO NOT READ OUT]</i>
C107	What level of schooling would you like [GIRL] to have?	<input type="checkbox"/> 1 none <input type="checkbox"/> 2 primary <input type="checkbox"/> 3 lower secondary (until 13 or 14) <input type="checkbox"/> 4 upper secondary (until 15 or 16) <input type="checkbox"/> 5 college or university <input type="checkbox"/> 99 Don't Know <i>[DO NOT READ OUT]</i>

ASK IF A11=2

C16	I'd like to ask about whether [GIRL] may have any difficulties compared with girls around her age. Is that alright?	<input type="checkbox"/> 1 Yes <input type="checkbox"/> 2 No SKIP TO C31
C17_ml	Does [GIRL] have difficulty seeing even if she is wearing glasses?	<input type="checkbox"/> 1 Yes, cannot see at all <input type="checkbox"/> 2 Yes, a lot of difficulty <input type="checkbox"/> 3 yes, some difficulty <input type="checkbox"/> 4 No, no difficulty <input type="checkbox"/> 99 Don't know <i>[DO NOT READ OUT]</i>
C20	Does [GIRL] have difficulty hearing even if she has a hearing aid?	<input type="checkbox"/> 1 Yes, cannot hear at all <input type="checkbox"/> 2 Yes, a lot of difficulty <input type="checkbox"/> 3 yes, some difficulty <input type="checkbox"/> 4 No, no difficulty <input type="checkbox"/> 99 Don't know <i>[DO NOT READ OUT]</i>
C23	Does [GIRL] have difficulty walking or climbing steps?	<input type="checkbox"/> 1 Yes, cannot walk at all <input type="checkbox"/> 2 Yes, a lot of difficulty <input type="checkbox"/> 3 yes, some difficulty <input type="checkbox"/> 4 No, no difficulty <input type="checkbox"/> 99 Don't know <i>[DO NOT READ OUT]</i>
C24	Does [GIRL] have difficulty remembering things or concentrating?	<input type="checkbox"/> 1 Yes, cannot remember / concentrate at all <input type="checkbox"/> 2 Yes, a lot of difficulty <input type="checkbox"/> 3 yes, some difficulty <input type="checkbox"/> 4 No, no difficulty <input type="checkbox"/> 99 Don't know <i>[DO NOT READ OUT]</i>

ASK ALL

C25	Does [GIRL] have difficulty with self care such as washing all over or dressing?	<input type="checkbox"/> 1 Yes, cannot care for self <input type="checkbox"/> 2 Yes, a lot of difficulty <input type="checkbox"/> 3 yes, some difficulty <input type="checkbox"/> 4 No, no difficulty <input type="checkbox"/> 99 Don't know [DO NOT READ OUT]
C26	In your usual language, does [GIRL] have difficulty communicating; for example understanding or being understood?	<input type="checkbox"/> 1 yes, cannot communicate / understand at all <input type="checkbox"/> 2 yes, a lot of difficulty <input type="checkbox"/> 3 yes, some difficulty <input type="checkbox"/> 4 no, no difficulty <input type="checkbox"/> 99 Don't know [DO NOT READ OUT]
C31	In the last year, has [GIRL] had any serious illnesses?	<input type="checkbox"/> 1 Yes <input type="checkbox"/> 2 No <input type="checkbox"/> 99 Don't know [DO NOT READ OUT]

BOY SELECTION

ASK IF AT LEAST 1 BOY AT B27

BOY_SELECTION	How many boys aged between [AGE RANGE] live in this household?	<input type="checkbox"/> #1-20
BOY_NAMES	Please list the names and ages of all boys between the age of [AGE RANGE] that live in this household	<input type="checkbox"/> NAMES
BOY_AGES		<input type="checkbox"/> AGES
SB_NAME	<p><i>INTERVIEWER INSTRUCTION:</i></p> <p><i>Explain to the respondent that we have selected a boy at random from those who are eligible and that for the following questions we will be asking them about [AUTOFILL NAME OF SELECTED BOY FROM BOY SELECTION]</i></p>	
SB_AGE	Please can I confirm [BOY]'s age?	
C132	Is [BOY] currently enrolled in any school?	<input type="checkbox"/> 1 yes <input type="checkbox"/> 2 no [SKIP TO C140] <input type="checkbox"/> 99 Don't know [DO NOT READ OUT]

		[SKIP TO C140]
C132_ml_b	What school grade is [BOY] enrolled in?	<input type="checkbox"/> 10 Pre-primary/nursery <input type="checkbox"/> 11 Primary 1 (first year of primary) <input type="checkbox"/> 12 Primary 2 (second year of primary) <input type="checkbox"/> 13 Primary 3 (third year of primary) <input type="checkbox"/> 14 Primary 4 <input type="checkbox"/> 15 Primary 5 <input type="checkbox"/> 16 Primary 6 <input type="checkbox"/> 17 Primary 7 <input type="checkbox"/> 18 Primary 8 <input type="checkbox"/> 21 Secondary 1 (first year of secondary) <input type="checkbox"/> 22 Secondary 2 (second year of secondary) <input type="checkbox"/> 23 Secondary 3 (third year of secondary) <input type="checkbox"/> 24 Secondary 4 <input type="checkbox"/> 25 Secondary 5 <input type="checkbox"/> 26 Secondary 6 <input type="checkbox"/> 27 Secondary 7 <input type="checkbox"/> 28 Secondary 8 <input type="checkbox"/> 97 other <input type="checkbox"/> 99 Don't know <i>[DO NOT READ OUT]</i>
C133	Since the start of the most recent school year, has [BOY] attended school on most days that the school was open? – This means he doesn't miss more than one or two days per month	<input type="checkbox"/> 1 yes [SKIP TO C134_ml] <input type="checkbox"/> 2 no <input type="checkbox"/> 99 Don't know <i>[DO NOT READ OUT]</i>
C134	Has [BOY] attended more than half the time, about half the time, or less than half the time?	<input type="checkbox"/> 1 more than half the time <input type="checkbox"/> 2 about half the time <input type="checkbox"/> 2 less than half the time <input type="checkbox"/> 99 Don't know <i>[DO NOT READ OUT]</i>
C134_ml	Was [BOY] enrolled in school one year ago (the previous school year)?	<input type="checkbox"/> 1 yes <input type="checkbox"/> 2 no [SKIP TO C140_ml] <input type="checkbox"/> 99 Don't know <i>[DO NOT READ OUT]</i> [SKIP TO C144_ml]
C135	At what age did [BOY] start school?	<input type="text"/> #5-17 [SKIP TO C144_ml] <input type="checkbox"/> 99 Don't know <i>[DO NOT READ OUT]</i> [SKIP TO C144_ml]
C140	Since age five, has [BOY] ever attended school? {prompt as necessary}	<input type="checkbox"/> 1 yes <input type="checkbox"/> 2 no [SKIP TO C144_ml] <input type="checkbox"/> 99 Don't know <i>[DO NOT READ OUT]</i> [SKIP TO C144_ml]
C140b	What was the highest school grade that [BOY] completed?	<input type="checkbox"/> 10 Pre-primary/nursery <input type="checkbox"/> 11 Primary 1 (first year of primary) <input type="checkbox"/> 12 Primary 2 (second year of primary) <input type="checkbox"/> 13 Primary 3 (third year of primary) <input type="checkbox"/> 14 Primary 4 <input type="checkbox"/> 15 Primary 5 <input type="checkbox"/> 16 Primary 6 <input type="checkbox"/> 17 Primary 7 <input type="checkbox"/> 18 Primary 8 <input type="checkbox"/> 21 Secondary 1 (first year of secondary) <input type="checkbox"/> 22 Secondary 2 (second year of secondary) <input type="checkbox"/> 23 Secondary 3 (third year of secondary) <input type="checkbox"/> 24 Secondary 4 <input type="checkbox"/> 25 Secondary 5 <input type="checkbox"/> 26 Secondary 6 <input type="checkbox"/> 27 Secondary 7 <input type="checkbox"/> 28 Secondary 8 <input type="checkbox"/> 97 other <input type="checkbox"/> 99 Don't know <i>[DO NOT READ OUT]</i>

C144	At what age did [BOY] stop school?	<input type="checkbox"/> #5-17 <input type="checkbox"/> 99 don't know [DO NOT READ OUT]
C144_ml	Can [BOY] read and write a letter in [LANGUAGE of INSTRUCTION]?	<input type="checkbox"/> 1 yes <input type="checkbox"/> 2 no <input type="checkbox"/> 99 Don't know [DO NOT READ OUT]

HOME AND FAMILY**ASK ALL**

<i>INTERVIEWER READ:</i>		
Thank you, now I would like to ask some questions about your home and family		
D0	<i>INTERVIEWER RECORD: In what type of dwelling does the household live?</i>	<input type="checkbox"/> 1 Non-traditional / formal house <input type="checkbox"/> 2 Traditional house / hut <input type="checkbox"/> 3 temporary structure / shack /tent <input type="checkbox"/> 4 Flat in a block of flats <input type="checkbox"/> 5 Single room in a larger dwelling structure or backyard <input type="checkbox"/> 6 Hostel in an industrial compound or farming compound <input type="checkbox"/> 97 Other

ASK IF A11=2

D1	What is the material of the roof of the house?	<input type="checkbox"/> 1 Mud <input type="checkbox"/> 2 Thatch <input type="checkbox"/> 3 Wood <input type="checkbox"/> 4 Tin/Iron sheets <input type="checkbox"/> 5 Cement/concrete <input type="checkbox"/> 6 Roofing tiles <input type="checkbox"/> 7 Asbestos <input type="checkbox"/> 8 Cardboard <input type="checkbox"/> 9 Tarp/Plastic <input type="checkbox"/> 97 Other <input type="checkbox"/> 99 Don't Know [DO NOT READ OUT]
D2	What is the material of the floor of the house?	<input type="checkbox"/> 1 Mud/dung <input type="checkbox"/> 2 Thatch <input type="checkbox"/> 3 Wood <input type="checkbox"/> 4 Tin/Iron sheets <input type="checkbox"/> 5 Cement/concrete <input type="checkbox"/> 6 Cardboard <input type="checkbox"/> 7 Tarp/Plastic <input type="checkbox"/> 8 Tiles <input type="checkbox"/> 97 Other <input type="checkbox"/> 99 Don't Know [DO NOT READ OUT]
D3	What is the main source of drinking water for this household?	<input type="checkbox"/> 1 Piped to dwelling or compound (formal) <input type="checkbox"/> 2 Piped into dwelling or compound (rented/informal) <input type="checkbox"/> 3 Public outdoor tap or borehole <input type="checkbox"/> 4 Protected well <input type="checkbox"/> 5 Unprotected well, rain water

		<input type="checkbox"/> 6 River, lake, pond <input type="checkbox"/> 7 Vendor or truck <input type="checkbox"/> 97 other <input type="checkbox"/> 99 Don't Know <i>[DO NOT READ OUT]</i>
D4	In your home do you have electricity supply (from grid), electricity from a generator, electricity from another source or no electricity?	<input type="checkbox"/> 1 Electricity supply (from grid) <input type="checkbox"/> 2 electricity from a generator <input type="checkbox"/> 3 other source of electricity <input type="checkbox"/> 4 no electricity [SKIP TO D8] <input type="checkbox"/> 98 Refused <input type="checkbox"/> 99 Don't Know <i>[DO NOT READ OUT]</i>
D5	Is the electricity usually available at all times of the day?	<input type="checkbox"/> 1 Yes <input type="checkbox"/> 2 No <input type="checkbox"/> 98 Refused <input type="checkbox"/> 99 Don't Know <i>[DO NOT READ OUT]</i>
D8	If you have a toilet, is it just for your dwelling or shared with other dwellings? {code first that applies. prompt as necessary}	<input type="checkbox"/> 1 Toilet is just for this dwelling <input type="checkbox"/> 2 Toilet is shared with other dwellings (e.g. toilet block) <input type="checkbox"/> 3 Other (e.g. open-air toilet or no fixed toilet) <input type="checkbox"/> 98 Refused <input type="checkbox"/> 99 Don't Know <i>[DO NOT READ OUT]</i>
D9	Does the household have any of the following? Radio... How about [ITEM]? Does the household have... <i>INTERVIEWER: Prompt each item Select all that apply</i>	<input type="checkbox"/> 1 Yes <input type="checkbox"/> 2 No <input type="checkbox"/> Don't Know <i>[DO NOT READ OUT]</i>
D10	A television	<input type="checkbox"/> 1 Yes <input type="checkbox"/> 2 No <input type="checkbox"/> Don't Know <i>[DO NOT READ OUT]</i>
D10_1	A bicycle	<input type="checkbox"/> 1 Yes <input type="checkbox"/> 2 No <input type="checkbox"/> Don't Know <i>[DO NOT READ OUT]</i>
D10_2	A scooter or motorcycle	<input type="checkbox"/> 1 Yes <input type="checkbox"/> 2 No <input type="checkbox"/> Don't Know <i>[DO NOT READ OUT]</i>
D10_3	A car	<input type="checkbox"/> 1 Yes <input type="checkbox"/> 2 No <input type="checkbox"/> Don't Know <i>[DO NOT READ OUT]</i>
D11	Any kind of phone (including a mobile phone)?	<input type="checkbox"/> 1 Yes <input type="checkbox"/> 2 No <input type="checkbox"/> Don't Know <i>[DO NOT READ OUT]</i>

ASK ALL

D11_ml	Do you have any of the following in your house? <i>INTERVIEWER: Prompt each item Select all that apply</i>	<input type="checkbox"/> Continue
D11_ml_1	School books	<input type="checkbox"/> 1 yes <input type="checkbox"/> 2 no <input type="checkbox"/> 99 Don't know [DO NOT READ OUT]
D11_ml_2	Religious books	<input type="checkbox"/> 1 yes <input type="checkbox"/> 2 no <input type="checkbox"/> 99 Don't know [DO NOT READ OUT]
D11_ml_3	Story books	<input type="checkbox"/> 1 yes <input type="checkbox"/> 2 no <input type="checkbox"/> 99 Don't know [DO NOT READ OUT]
D11_ml_97	Other books	<input type="checkbox"/> 1 yes <input type="checkbox"/> 2 no <input type="checkbox"/> 99 Don't know [DO NOT READ OUT]

ASK IF A11=2

D13	How many years have your household lived in this village?	<input type="text"/> #1-20 <input type="checkbox"/> 95 more than 20 years <input type="checkbox"/> 99 Don't Know [DO NOT READ OUT]
D15	Where were you living previously? <i>INTERVIEWER: DO NOT PROMPT</i>	<input type="checkbox"/> 101 Badakhshan (Afg) <input type="checkbox"/> 102 Baghlan (Afg) <input type="checkbox"/> 103 Balkh (Afg) <input type="checkbox"/> 104 Bamyian (Afg) <input type="checkbox"/> 105 Faryab (Afg) <input type="checkbox"/> 106 Ghazni (Afg) <input type="checkbox"/> 107 Ghor (Afg) <input type="checkbox"/> 108 Hirat (Afg) <input type="checkbox"/> 109 Jawzjan (Afg) <input type="checkbox"/> 110 Kabul (Afg) <input type="checkbox"/> 111 Kandahar (Afg) <input type="checkbox"/> 112 Kapisa (Afg) <input type="checkbox"/> 113 Khost (Afg) <input type="checkbox"/> 114 Kunduz (Afg) <input type="checkbox"/> 115 Logar (Afg) <input type="checkbox"/> 116 Nangarthar (Afg) <input type="checkbox"/> 117 Paktia (Afg) <input type="checkbox"/> 118 Paktika (Afg) <input type="checkbox"/> 119 Parwan (Afg) <input type="checkbox"/> 120 Samangan (Afg) <input type="checkbox"/> 121 Wardak (Afg) <input type="checkbox"/> 801 Afar region (Eth) <input type="checkbox"/> 802 Amhara Region (Eth) <input type="checkbox"/> 803 Oromia Region (Eth) <input type="checkbox"/> 901 North Eastern Province (Ken) <input type="checkbox"/> 902 Province 1 (Ken) <input type="checkbox"/> 903 Rift Valley Province (Ken)

		<input type="checkbox"/> 1101 Central Somalia (Som) <input type="checkbox"/> 1102 Juba (Som) <input type="checkbox"/> 1103 Puntland (Som) <input type="checkbox"/> 1104 Somaliland (Som) <input type="checkbox"/> 1105 Somaliland / Puntland (Som) <input type="checkbox"/> 1106 South-Central (Som) <input type="checkbox"/> 1301 Bandundu Province (DRC) <input type="checkbox"/> 1302 Equateur Province (DRC) <input type="checkbox"/> 1303 Kasai Oriental Province (DRC) <input type="checkbox"/> 1304 Katanga Province (DRC) <input type="checkbox"/> 1305 Orientale Province (DRC) <input type="checkbox"/> 1601 Bo (Sie) <input type="checkbox"/> 1602 Bombali (Sie) <input type="checkbox"/> 1603 Kailahan (Sie) <input type="checkbox"/> 1604 Kailahun (Sie) <input type="checkbox"/> 1605 Kambia (Sie) <input type="checkbox"/> 1606 Kenema (Sie) <input type="checkbox"/> 1607 Koinadugu (Sie) <input type="checkbox"/> 1608 Kono (Sie) <input type="checkbox"/> 1609 Moyamba (Sie) <input type="checkbox"/> 1610 Port Loko (Sie) <input type="checkbox"/> 1611 Pujehun (Sie) <input type="checkbox"/> 1612 Tonkolili (Sie) <input type="checkbox"/> 1613 Western Area (Sie) <input type="checkbox"/> 1801 Gaza Province (Moz) <input type="checkbox"/> 1802 Manica Province (Moz) <input type="checkbox"/> 1803 Tete Province (Moz) <input type="checkbox"/> 1901 Iringa (Tan) <input type="checkbox"/> 1902 Morogoro (Tan) <input type="checkbox"/> 1903 Pwani (Tan) <input type="checkbox"/> 1904 Tanga (Tan) <input type="checkbox"/> 2201 Manicaland (Zim) <input type="checkbox"/> 2202 Mashonaland Central (Zim) <input type="checkbox"/> 2203 Mashonaland East (Zim) <input type="checkbox"/> 2204 Mashonaland West Province (Zim) <input type="checkbox"/> 2205 Matabeleland North (Zim) <input type="checkbox"/> 2206 Matabeleland South (Zim) <input type="checkbox"/> 2207 Midlands (Zim) <input type="checkbox"/> 99997 Other (Specify)
--	--	---

ASK IF A11=2

D16	What was the main reason that you moved?	<input type="checkbox"/> 1 for family or personal reasons <input type="checkbox"/> 2 for work or economic reasons <input type="checkbox"/> 3 to pursue education or schooling <input type="checkbox"/> 4 because of military conflict / war <input type="checkbox"/> 5 because of persecution <input type="checkbox"/> 6 because of natural disasters
------------	--	--

		<input type="checkbox"/> 7 never moved <input type="checkbox"/> 97 other <input type="checkbox"/> 99 Don't Know <i>[DO NOT READ OUT]</i>
--	--	---

FAMILY INCOME

ASK ALL

D18	<p><i>INTERVIEWER READ:</i></p> <p>Next are some questions about your family's income. We are trying to learn how things are for families in different places. If you don't want to talk about this, we can go on to the next question.</p>	<input type="checkbox"/> 1 ok to ask income questions <input type="checkbox"/> 2 do not ask income questions [SKIP TO D28]
D19	Record: if respondent is willing to answer income questions, but wishes head of household to answer questions, record here.	<input type="checkbox"/> 1 Continue with Care-giver <input type="checkbox"/> 2 switch to head of household
D19_ml	Does your household own any land? This could be land you own entirely or share with others.	<input type="checkbox"/> 1 We own our own land <input type="checkbox"/> 2 We own land that we share with others <input type="checkbox"/> 3 We have our own as well as shared land <input type="checkbox"/> 4 We don't own any land <input type="checkbox"/> 98 refusal <i>[DO NOT READ OUT]</i> <input type="checkbox"/> 99 Don't know <i>[DO NOT READ OUT]</i>
D20	Ask or record: Over the past year, has your household had money coming in from any source?	<input type="checkbox"/> 1 yes <input type="checkbox"/> 2 no [SKIP TO D28] <input type="checkbox"/> 98 refuse [SKIP TO D28] <input type="checkbox"/> 99 Don't Know
D20_ml	<p>Over the past twelve months, has your household had any cash income from any of the following sources? This could also include funds sent through mobile money or banking services...</p> <p><i>INTERVIEWER: Prompt each item Select all that apply</i></p>	

D20_ml_1	Paid work for somebody	<input type="checkbox"/> 1 yes <input type="checkbox"/> 2 no <input type="checkbox"/> 99 Don't know [DO NOT READ OUT]
D20_ml_2	Income from selling crops (including fruit or vegetables produced by household)	<input type="checkbox"/> 1 yes <input type="checkbox"/> 2 no <input type="checkbox"/> 99 Don't know [DO NOT READ OUT]
D20_ml_3	Income from selling livestock	<input type="checkbox"/> 1 yes <input type="checkbox"/> 2 no <input type="checkbox"/> 99 Don't know [DO NOT READ OUT]
D20_ml_4	Income from non-agricultural business	<input type="checkbox"/> 1 yes <input type="checkbox"/> 2 no <input type="checkbox"/> 99 Don't know [DO NOT READ OUT]
D20_ml_5	Interest on savings or other investment income	<input type="checkbox"/> 1 yes <input type="checkbox"/> 2 no <input type="checkbox"/> 99 Don't know [DO NOT READ OUT]
D20_ml_6	Social benefits (this could be a pension, or other benefits such as child benefit)	<input type="checkbox"/> 1 yes <input type="checkbox"/> 2 no <input type="checkbox"/> 99 Don't know [DO NOT READ OUT]
D20_ml_7	Rental of property (not agricultural land)	<input type="checkbox"/> 1 yes <input type="checkbox"/> 2 no <input type="checkbox"/> 99 Don't know [DO NOT READ OUT]
D20_ml_8	Rental of agricultural land	<input type="checkbox"/> 1 yes <input type="checkbox"/> 2 no <input type="checkbox"/> 99 Don't know [DO NOT READ OUT]
D20_ml_9	Money remittances from friends or relatives living further away	<input type="checkbox"/> 1 yes <input type="checkbox"/> 2 no <input type="checkbox"/> 99 Don't know [DO NOT READ OUT]
D20_ml_97	Other	<input type="checkbox"/> 1 yes <input type="checkbox"/> 2 no <input type="checkbox"/> 99 Don't know [DO NOT READ OUT]
D22	<p>About how much money does your family usually have for a month, after paying for rent?</p> <p><i>INTERVIEWER INSTRUCTION: If respondent indicates that they do not pay rent, ask how much money they usually have per month...</i></p>	<input type="checkbox"/> #1-90000 <input type="checkbox"/> 99995 varies <input type="checkbox"/> 99998 refuse <input type="checkbox"/> 99999 Don't Know [DO NOT READ OUT]
D23	Record: currency	<input type="checkbox"/> 101 Afghan Afghanis (Afg) <input type="checkbox"/> 102 Pakistan Rupees (Afg) <input type="checkbox"/> 801 Birr (Eth) <input type="checkbox"/> 901 Kenyan Shilling (Ken) <input type="checkbox"/> 1101 Somali Shillings (Som) <input type="checkbox"/> 1301 Congolese Franc (DRC) <input type="checkbox"/> 1601 Leone (Sie) <input type="checkbox"/> 1801 Mozambican Metical (Moz) <input type="checkbox"/> 1901 Tanzanian Shilling (Tan)

		<input type="checkbox"/> 2201 Botswanan Pula (Zim) <input type="checkbox"/> 2202 South African Rand (Zim) <input type="checkbox"/> 9901 Euro <input type="checkbox"/> 9902 US Dollar <input type="checkbox"/> 9903 Pound Sterling <input type="checkbox"/> 9997 Other (Specify)
--	--	---

ASK IF A11=2

D28	Please tell me which of the following phrases best suits your household situation: unable to meet basic needs without charity, able to meet basic needs, able to meet basic needs with some non-essential goods, able to purchase most non-essential goods, plenty of disposable income	<input type="checkbox"/> 1 unable to meet basic needs without charity <input type="checkbox"/> 2 able to meet basic needs <input type="checkbox"/> 3 able to meet basic needs with some non-essential goods <input type="checkbox"/> 4 able to purchase most non-essential goods <input type="checkbox"/> 5 plenty of disposable income <input type="checkbox"/> 98 refusal <input type="checkbox"/> 99 Don't Know [DO NOT READ OUT]
------------	---	---

ASK ALL

D28_ml	Over the past twelve months, how many days, if ever, have you or anyone in your family experienced the following:	
D28_ml_1	Gone to sleep at night feeling hungry?	<input type="checkbox"/> 0 Never <input type="checkbox"/> 1 One to five days <input type="checkbox"/> 2 Five to ten days <input type="checkbox"/> 3 Ten to twenty days <input type="checkbox"/> 4 More than twenty days <input type="checkbox"/> 5 Most days/Always <input type="checkbox"/> 99 Don't know [DO NOT READ OUT]
D28_ml_2	Gone without enough clean water for home use?	<input type="checkbox"/> 0 Never <input type="checkbox"/> 1 One to five days <input type="checkbox"/> 2 Five to ten days <input type="checkbox"/> 3 Ten to twenty days <input type="checkbox"/> 4 More than twenty days <input type="checkbox"/> 5 Most days/Always <input type="checkbox"/> 99 Don't know [DO NOT READ OUT]
D28_ml_3	Gone without medicines or medical treatment?	<input type="checkbox"/> 0 Never <input type="checkbox"/> 1 One to five days <input type="checkbox"/> 2 Five to ten days <input type="checkbox"/> 3 Ten to twenty days <input type="checkbox"/> 4 More than twenty days <input type="checkbox"/> 5 Most days/Always <input type="checkbox"/> 99 Don't know [DO NOT READ OUT]
<i>INTERVIEWER READ:</i> Now I would like to ask you some questions about education of girls and boys.		

D29	In your opinion, when girls go to school do they usually learn more or less or about the same as boys?	<input type="checkbox"/> 1 more <input type="checkbox"/> 2 less <input type="checkbox"/> 3 about the same <input type="checkbox"/> 4 it depends <input type="checkbox"/> 99 Don't Know <i>[DO NOT READ OUT]</i>
D38_ml_b	Do you listen to the views of [GIRL] when you make decisions about her education or are these decisions made by adult members of the family only?	<input type="checkbox"/> 1 Listen to [GIRL] <input type="checkbox"/> 2 Decisions are made by adults only <input type="checkbox"/> 99 Don't know <i>[DO NOT READ OUT]</i>
D41	Are any members of your household involved in school committees or education groups	<input type="checkbox"/> 1 yes <input type="checkbox"/> 2 no <input type="checkbox"/> 3 no, there are no committees like that in this area <input type="checkbox"/> 99 Don't Know <i>[DO NOT READ OUT]</i>
D39	Is it usual for people in your [village/ CITY] to send girls to school?	<input type="checkbox"/> 1 Yes, most do <input type="checkbox"/> 2 some do, some don't <input type="checkbox"/> 3 No, most don't <input type="checkbox"/> 99 Don't know <i>[DO NOT READ OUT]</i>
D39_ml	In the past [YEARS SINCE BASELINE] years, has it become more or less common to send girls to school?	<input type="checkbox"/> 1 Yes, more girls go to school <input type="checkbox"/> 2 Yes, less girls go to school <input type="checkbox"/> 3 No, have not noticed any changes <input type="checkbox"/> 99 Don't know <i>[DO NOT READ OUT]</i>
D40_ml_a	In the past [YEARS SINCE BASELINE] years, do you feel that people in your community have become more or less encouraging for girls to succeed in school?	<input type="checkbox"/> 1 More encouraging <input type="checkbox"/> 2 Less encouraging <input type="checkbox"/> 3 No change <input type="checkbox"/> 99 Don't know <i>[DO NOT READ OUT]</i>
D40_ml_b	In the past [YEARS SINCE BASELINE] years, have any people or organisations carried out activities to make it easier for girls around here to go to school and learn? (E.g. through organising campaigns, community meetings, learning clubs, etc.)	<input type="checkbox"/> 1 Yes <input type="checkbox"/> 2 No [SKIP TO D44] <input type="checkbox"/> 99 Don't know <i>[DO NOT READ OUT]</i>
D40_ml_c	Who were these people or organisations? <i>INTERVIEWER: DO NOT PROMPT, select all that apply</i> MULTICODE	

D40_ml_c__1	Local women / women's groups	<input type="checkbox"/>
D40_ml_c__2	Local parent / parent groups	<input type="checkbox"/>
D40_ml_c__3	Religious groups or church	<input type="checkbox"/>
D40_ml_c__4	Community groups	<input type="checkbox"/>
D40_ml_c__5	Non-governmental organisations (if name specified record under 'Other')	<input type="checkbox"/>
D40_ml_c__6	Government officials	<input type="checkbox"/>
D40_ml_c_97	Other (Specify)	<input type="checkbox"/>
D40_c_oth	If other, please specify:	" _____ "
D42_ml_b	In what ways did these people or organisations help to provide education for girls? <i>INTERVIEWER: DO NOT PROMPT, select all that apply</i> MULTICODE	
D42_ml_b__1	Supporting access for specific groups like disabled girls or orphans	<input type="checkbox"/>
D42_ml_b__2	Building schools or classrooms	<input type="checkbox"/>
D42_ml_b__3	Working with communities (e.g. to change attitudes)	<input type="checkbox"/>
D42_ml_b__4	Improved school management or governance	<input type="checkbox"/>
D42_ml_b__5	Support for learning	<input type="checkbox"/>
D42_ml_b__6	Provide bursaries, books or other materials to girls/families	<input type="checkbox"/>
D42_ml_b__7	Creating safe spaces or facilities for girls at school	<input type="checkbox"/>
D42_ml_b__8	Train teachers or improve teaching	<input type="checkbox"/>

D42_ml_b_9	Give women and girls more say or advocate for their point of view	<input type="checkbox"/>
D42_ml_b_97	Other (specify)	<input type="checkbox"/>
D64_el	Have you noticed any change in the attitude of boys towards girls in your community in the past [YEARS SINCE BASELINE]?	<input type="checkbox"/> 1 Yes they have become more supportive / friendly to girls <input type="checkbox"/> 2 Yes they have become less supportive / friendly to girls <input type="checkbox"/> 3 Don't know / No noticeable difference

RECONTACT DETAILS

INTERVIEWER: These consents should be asked and recorded in the data.

The recontact details collected here do not have to be part of the questionnaire, and can be recorded on a separate interview schedule. They will need to be recorded in order to support recontact at future waves. The data should be stored securely.

D44	Thank you for your time helping this research. We would like to talk to you (and GIRL's caregiver) again in one or two years' time. It may be myself or another interviewer from my team. Is that acceptable?	<input type="checkbox"/> 1 Yes <input type="checkbox"/> 2 No
------------	---	--

ASK IF C48=1

D55	IF GIRL IS ENROLLED IN SCHOOL We will visit local schools to help with our research. If we visit [GIRL]'s school may we collect information about her time at school?	<input type="checkbox"/> 1 yes <input type="checkbox"/> 2 no
------------	---	--

ASK ALL

D70	<i>INTERVIEWER RECORD: Was interview successfully completed on first contact, second contact, third contact of fourth contact?</i>	<input type="checkbox"/> First <input type="checkbox"/> Second <input type="checkbox"/> Third <input type="checkbox"/> Fourth
------------	--	---

<p>D70</p>	<p><i>INTERVIEWER READ:</i></p> <p>Thank you. We would now like to speak with [GIRL]</p> <p><i>INTERVIEWER INSTRUCTION:</i> <i>Explain to the girl that you would like to ask her some questions about school and, if necessary, involve the caregiver in the discussion so that they can help explain. After the questions there will be a short language and maths game that you will also need to play with her. If the girl does not want to be tested explain that this is OK.</i></p>	<p><input type="checkbox"/> First <input type="checkbox"/> Second <input type="checkbox"/> Third <input type="checkbox"/> Fourth</p>
-------------------	---	--

ASK ALL

<p>E0_CONSENT</p>	<p>Hello. Thank you for taking part in our survey. We are going to ask you some questions and record your answers. We will not share them with other people such your teachers, but only use them to help us with our research. If there are any questions that you do not wish to answer, please let us know, and we will skip these questions. You can also stop this interview at any time. After the questions we will play some short reading and mathematics games.</p> <p>Are you happy to continue?</p>	<p><input type="checkbox"/> 1 Yes</p> <p><input type="checkbox"/> 2 No ASK E0_refusal AND THEN SKIP TO SCHOOL ADMINISTRATOR SURVEY (IF GIRL IS ENROLLED)</p>
--------------------------	---	---

<p>E0_refusal</p>	<p>What is the reason for refusal of the girl's survey?</p>	<p><input type="checkbox"/> 1 Girl is busy <input type="checkbox"/> 2 Girl is tired <input type="checkbox"/> 3 Girl is too shy <input type="checkbox"/> 4 Girl cannot read and write <input type="checkbox"/> 5 Does not speak the language tested (well enough) <input type="checkbox"/> 6 Girl has a physical disability <input type="checkbox"/> 7 Girl has a mental disability <input type="checkbox"/> 8</p>
-------------------	---	---

		Caregiver afraid that results will be shared <input type="checkbox"/> 9 Caregiver afraid that girl will perform poorly <input type="checkbox"/> 10 Other (Specify) <input type="checkbox"/> 11 No explicit reason
--	--	--

ASK ALL

E0_lang	Indicate the language (s) the child used for this activity	<input type="checkbox"/> 1 Amharic <input type="checkbox"/> 2 Changana <input type="checkbox"/> 3 Dari <input type="checkbox"/> 4 English <input type="checkbox"/> 5 French <input type="checkbox"/> 6 Pashto <input type="checkbox"/> 7 Portuguese <input type="checkbox"/> 8 Somali <input type="checkbox"/> 9 Swahili <input type="checkbox"/> 10 Turkana <input type="checkbox"/> 11 Uzbek <input type="checkbox"/> 97 other (specify)
----------------	--	---

E0_age	How old are you?	_____ <input type="checkbox"/> 99 REF
E0_enrol	Are you currently going to school?	<input type="checkbox"/> 1 Yes [SKIP TO E4] <input type="checkbox"/> 2 No
E0_evenrol	Have you ever been enrolled in school?	<input type="checkbox"/> 1 Yes, previously enrolled <input type="checkbox"/> 2 No, never been enrolled [SKIP TO E23]
E4	Do you like school?	<input type="checkbox"/> 1 Yes, most of the time <input type="checkbox"/> 2 Yes, sometimes <input type="checkbox"/> 3 no [SKIP TO E30_ml] <input type="checkbox"/> 99 Don't Know <i>[DO NOT READ OUT]</i>

ASK IF E4=1 OR 2

E4_ml	What makes you like school? <i>INTERVIEWER: PROMPT, select all that apply</i>	<input type="checkbox"/> 1 Content of lessons <input type="checkbox"/> 2 Learning new things <input type="checkbox"/> 2 Being with friends <input type="checkbox"/> 3 Teachers <input type="checkbox"/> 4 Doing sports <input type="checkbox"/> 97 Other <input type="checkbox"/> 98 Refusal <input type="checkbox"/> 99 Don't know <i>[DO NOT READ OUT]</i>
--------------	--	---

ASK IF E0_enrol = 1

E30_ml	I am now going to read some statements about how you may feel at school. Two are positive and one is negative. Please tell me whether you agree or disagree with these statements.	
E30_ml_1	When I get up in the morning I am eager to go to school	<input type="checkbox"/> 1 Agree a lot <input type="checkbox"/> 2 Agree a little <input type="checkbox"/> 3 Disagree a little <input type="checkbox"/> Disagree a lot <input type="checkbox"/> 99 Don't know [DO NOT READ OUT]
E30_ml_3	I usually try to do my best in school	<input type="checkbox"/> 1 Agree a lot <input type="checkbox"/> 2 Agree a little <input type="checkbox"/> 3 Disagree a little <input type="checkbox"/> Disagree a lot <input type="checkbox"/> 99 Don't know [DO NOT READ OUT]
E30_ml_2	I feel afraid at school	<input type="checkbox"/> 1 Agree a lot <input type="checkbox"/> 2 Agree a little <input type="checkbox"/> 3 Disagree a little <input type="checkbox"/> Disagree a lot <input type="checkbox"/> 99 Don't know [DO NOT READ OUT]
E31_ml	I am now going to read some statements about teachers, some positive followed by some negative. Some children agree with these and others do not. Please tell me what you think about your main teacher. Do you agree or disagree with the following statements:	
E31_ml_2	My teacher says interesting things	<input type="checkbox"/> 1 Agree a lot <input type="checkbox"/> 2 Agree a little <input type="checkbox"/> 3 Disagree a little <input type="checkbox"/> Disagree a lot <input type="checkbox"/> 99 Don't know [DO NOT READ OUT]
E31_ml_3	My teacher gives me interesting things to do	<input type="checkbox"/> 1 Agree a lot <input type="checkbox"/> 2 Agree a little <input type="checkbox"/> 3 Disagree a little <input type="checkbox"/> Disagree a lot <input type="checkbox"/> 99 Don't know [DO NOT READ OUT]
E31_ml_1	My teacher speaks in a way that is difficult to understand	<input type="checkbox"/> 1 Agree a lot <input type="checkbox"/> 2 Agree a little <input type="checkbox"/> 3 Disagree a little <input type="checkbox"/> Disagree a lot <input type="checkbox"/> 99 Don't know [DO NOT READ OUT]
E31_ml_4	My teacher is often absent for class	<input type="checkbox"/> 1 Agree a lot <input type="checkbox"/> 2 Agree a little <input type="checkbox"/> 3 Disagree a little <input type="checkbox"/> Disagree a lot <input type="checkbox"/> 99 Don't know [DO NOT READ OUT]
E31_ml_5	My teacher helps me when I struggle with an exercise	<input type="checkbox"/> 1 Agree a lot <input type="checkbox"/> 2 Agree a little <input type="checkbox"/> 3 Disagree a little <input type="checkbox"/> Disagree a lot

		<input type="checkbox"/> 99 Don't know <i>[DO NOT READ OUT]</i>
E34_ml	Are there days when you feel hungry in school?	<input type="checkbox"/> 1 Yes, all the time <input type="checkbox"/> 2 Yes, most of the time <input type="checkbox"/> 3 Yes, some of the time <input type="checkbox"/> 4 None of the time <input type="checkbox"/> 98 Refusal <input type="checkbox"/> 99 Don't know <i>[DO NOT READ OUT]</i>
E35_ml	Do you usually bring your own lunch to school?	<input type="checkbox"/> 1 Yes, most of the time <input type="checkbox"/> 2 Yes, sometimes <input type="checkbox"/> 2 No <input type="checkbox"/> 98 Refusal <input type="checkbox"/> 99 Don't know <i>[DO NOT READ OUT]</i>
E36_ml	Does the school provide lunch for you?	<input type="checkbox"/> 1 Yes, most of the time <input type="checkbox"/> 2 Yes, sometimes <input type="checkbox"/> 2 No <input type="checkbox"/> 98 Refusal <input type="checkbox"/> 99 Don't know <i>[DO NOT READ OUT]</i>

ASK IF AGE 7-10 AT E0_age

E23	[AGE 7-10 AT E0_age ONLY] Do you think that it is good for children to go to school?	<input type="checkbox"/> 1 yes <input type="checkbox"/> 2 no <input type="checkbox"/> 98 Refusal <input type="checkbox"/> 99 Don't know <i>[DO NOT READ OUT]</i>
E24	[AGE 10+ AT E0_age ONLY] Is going to school important for what you want to do when you grow up?	<input type="checkbox"/> 1 yes <input type="checkbox"/> 2 no <input type="checkbox"/> 98 Refusal <input type="checkbox"/> 99 Don't know <i>[DO NOT READ OUT]</i>

ASK IF AGE 10+ AT E0_age

E26	[AGE 10+ AT E0_age ONLY] I will read some things which might be what you feel. Please tell me if they are the same as you feel about yourself.	<input type="checkbox"/> 1 continue
E28	[AGE 10+ AT E0_age ONLY] I make decisions about school and my future. {prompt as necessary}	<input type="checkbox"/> 1 Agree a lot <input type="checkbox"/> 2 Agree a little <input type="checkbox"/> 3 Disagree a little <input type="checkbox"/> Disagree a lot <input type="checkbox"/> 99 Don't know <i>[DO NOT READ OUT]</i>

ASK ALL

E29_ml	Do you spend time reading? <i>INTERVIEWER NOTE: this time excludes the time spent reading in school or reading for school work}</i>	<input type="checkbox"/> 1 Yes <input type="checkbox"/> 2 No [SKIP TO E33_ml] <input type="checkbox"/> 98 Refusal [SKIP TO E33_ml] <input type="checkbox"/> 99 Don't know <i>[DO NOT READ OUT]</i> [SKIP TO E33_ml]
E37_ml_1	How often do you read? <i>INTERVIEWER NOTE: this time excludes the time spent reading in school or reading for school work}</i>	<input type="checkbox"/> 1 Roughly once a day <input type="checkbox"/> 2 Roughly every 3 days/ twice a week <input type="checkbox"/> 3 Roughly once a week <input type="checkbox"/> 4 Roughly once a month <input type="checkbox"/> 5 Less than once a month <input type="checkbox"/> 98 Refusal <i>[DO NOT READ OUT]</i>
E37_ml_3	What type of things do you read? <i>INTERVIEWER: PROMPT, Select 3 maximum</i>	<input type="checkbox"/> 1 Textbooks (non-fiction) <input type="checkbox"/> 2 Story books (fiction) <input type="checkbox"/> 3 Religious books <input type="checkbox"/> 4 Newspapers or magazines <input type="checkbox"/> 5 Text messages <input type="checkbox"/> 6 Websites (internet) <input type="checkbox"/> 6 Posters, leaflets, flyers, newsletters <input type="checkbox"/> 97 Other <input type="checkbox"/> 98 Refusal <i>[DO NOT READ OUT]</i>
E37_ml_4	What stops you reading when you want to read? Select three maximum and sort by order of importance.	<input type="checkbox"/> 1 Lack of things to read (textbooks, story books, newspapers) <input type="checkbox"/> 2 Lack of leisure time due to other duties inside and outside of home <input type="checkbox"/> 3 Lack of quiet space to read <input type="checkbox"/> 4 Lack of light/ electricity <input type="checkbox"/> 5 Lack of help or support <input type="checkbox"/> 6 Lack of motivation/don't like reading
E38_ml_1	Do you sometimes help other people to read when they cannot do it themselves?	<input type="checkbox"/> 1 Yes <input type="checkbox"/> 2 No [SKIP TO E32_ml] <input type="checkbox"/> 98 Refusal <i>[DO NOT READ OUT]</i>
E38_ml_2	Who do you help to read? Mark all that apply	<input type="checkbox"/> 1 Siblings <input type="checkbox"/> 2 Other children <input type="checkbox"/> 3 Parents <input type="checkbox"/> 4 Other adults in the household <input type="checkbox"/> 97 Other
E32_ml	Now I will read some statements about reading, some positive and some negative. Do you agree or disagree with the following statements:	
E32_ml_1	I enjoy reading	<input type="checkbox"/> 1 Agree a lot <input type="checkbox"/> 2 Agree a little <input type="checkbox"/> 3 Disagree <input type="checkbox"/> 99 Don't know <i>[DO NOT READ OUT]</i>
E32_ml_3	I think it is important to read well if I want to have a better life	<input type="checkbox"/> 1 Agree a lot <input type="checkbox"/> 2 Agree a little <input type="checkbox"/> 3 Disagree a little <input type="checkbox"/> Disagree a lot

		<input type="checkbox"/> 99 Don't know [DO NOT READ OUT]
E32_ml_5	I read to learn about new things	<input type="checkbox"/> 1 Agree a lot <input type="checkbox"/> 2 Agree a little <input type="checkbox"/> 3 Disagree a little <input type="checkbox"/> Disagree a lot <input type="checkbox"/> 99 Don't know [DO NOT READ OUT]
E32_ml_2	I find reading difficult	<input type="checkbox"/> 1 Agree a lot <input type="checkbox"/> 2 Agree a little <input type="checkbox"/> 3 Disagree a little <input type="checkbox"/> Disagree a lot <input type="checkbox"/> 99 Don't know [DO NOT READ OUT]
E32_ml_4	I get nervous when I have to read in front of others	<input type="checkbox"/> 1 Agree a lot <input type="checkbox"/> 2 Agree a little <input type="checkbox"/> 3 Disagree a little <input type="checkbox"/> Disagree a lot <input type="checkbox"/> 99 Don't know [DO NOT READ OUT]
E33_ml	Now I will read some statements about doing mathematics. Do you agree or disagree with the following statements:	
E33_ml_1	I enjoy doing mathematics	<input type="checkbox"/> 1 Agree a lot <input type="checkbox"/> 2 Agree a little <input type="checkbox"/> 3 Disagree a little <input type="checkbox"/> Disagree a lot <input type="checkbox"/> 99 Don't know [DO NOT READ OUT]
E33_ml_3	I think it is important to do well in mathematics if I want to have a better life	<input type="checkbox"/> 1 Agree a lot <input type="checkbox"/> 2 Agree a little <input type="checkbox"/> 3 Disagree a little <input type="checkbox"/> Disagree a lot <input type="checkbox"/> 99 Don't know [DO NOT READ OUT]
E33_ml_2	I find mathematics difficult	<input type="checkbox"/> 1 Agree a lot <input type="checkbox"/> 2 Agree a little <input type="checkbox"/> 3 Disagree a little <input type="checkbox"/> Disagree a lot <input type="checkbox"/> 99 Don't know [DO NOT READ OUT]
E33_ml_4	I get nervous when I have to do maths in front of others	<input type="checkbox"/> 1 Agree a lot <input type="checkbox"/> 2 Agree a little <input type="checkbox"/> 3 Disagree a little <input type="checkbox"/> Disagree a lot <input type="checkbox"/> 99 Don't know [DO NOT READ OUT]

CHILD ASSESSMENT (Reading and Maths)

F2	We would now like to ask you some questions about reading and numbers. Are you ready?	<input type="checkbox"/> 1 yes <input type="checkbox"/> 2 no <input type="checkbox"/> 99 Don't Know
-----------	---	--

<p>F2_refusal</p>	<p>[IF NO AT F2] Record reason for refusal of EGRA/EGMA</p>	<p><input type="checkbox"/> 1 Girl is busy <input type="checkbox"/> 2 Girl is tired <input type="checkbox"/> <input type="checkbox"/> 3 Girl is too shy <input type="checkbox"/> 4 Girl cannot read and write <input type="checkbox"/> 5 Does not speak the language tested (well enough) <input type="checkbox"/> 6 Girl has a physical disability <input type="checkbox"/> 7 Girl has a mental disability <input type="checkbox"/> 8 Caregiver afraid that results will be shared <input type="checkbox"/> 9 Caregiver afraid that girl will perform poorly <input type="checkbox"/> 10 Girl does not want to be tested in front of her caregiver / teacher <input type="checkbox"/> 11 Other (Specify) <input type="checkbox"/> 12 No explicit reason <input type="checkbox"/> 99 Don't Know</p>
	<p><i>INTERVIEWER READ:</i> Thank you very much for your help. We are very grateful for your time and we will use what you have told us in our research.</p>	
<p>BACKCHECK</p>	<p>Was this interview <u>back checked</u> by the supervisor (personal) with a visit to the respondent</p>	<p><input type="checkbox"/> 1 yes <input type="checkbox"/> 2 no</p>
<p>ACCOMP</p>	<p>Was this interview <u>accompanied</u> by the supervisor (personal) with a visit to the respondent</p>	<p><input type="checkbox"/> 1 yes <input type="checkbox"/> 2 no</p>

School Visit – Teacher Survey

PRIVATE AND CONFIDENTIAL

GIRLS EDUCATION CHALLENGE Endline 2016/2017

SCHOOL TEACHER SURVEY INSTRUMENT

READ OUT ALL QUESTIONS UNLESS OTHERWISE SPECIFIED – ALL QUESTIONS ARE SINGLE CODE UNLESS SPECIFIED

ADMIN VARIABLES (AUTOCODED)

DATE	AUTOCODE IN TABLET
START_TIME	AUTOCODE IN TABLET
GPS	AUTOCODE IN TABLET
INT_ID	AUTOCODE IN TABLET
SG_WAVE	AUTOCODE IN TABLET
SG_YEAR	AUTOCODE IN TABLET
SG_MONTH	AUTOCODE IN TABLET

SG_ENUMERATOR	Enumerator name	_____
SG_COUNTRY	Country	<input type="checkbox"/> 1 Afghanistan <input type="checkbox"/> 2 DRC <input type="checkbox"/> 3 Ethiopia <input type="checkbox"/> 4 Kenya <input type="checkbox"/> 5 Mozambique <input type="checkbox"/> 6 Sierra Leone <input type="checkbox"/> 7 Somalia <input type="checkbox"/> 8 Tanzania <input type="checkbox"/> 9 Zimbabwe
SG_REGION	<i>INTERVIEWER RECORD:</i>	REGION LIST (FILTER BY COUNTRY)
SG_DISTRICT	<i>INTERVIEWER RECORD:</i>	DISTRICT LIST (FILTER BY REGION)
SG_CLUSTER	<i>INTERVIEWER RECORD:</i>	CLUSTER LIST (FILTER BY DISTRICT)
SG_A7	Language of instruction	<input type="checkbox"/> 1 Amharic <input type="checkbox"/> 2 Changana <input type="checkbox"/> 3 Dari <input type="checkbox"/> 4 English <input type="checkbox"/> 5 French <input type="checkbox"/> 6 Pashto <input type="checkbox"/> 7 Portuguese <input type="checkbox"/> 8 Somali <input type="checkbox"/> 9 Swahili <input type="checkbox"/> 10 Turkana <input type="checkbox"/> 11 Uzbek <input type="checkbox"/> 97 Other (specify)

SG_A7_OTHER	[IF OTHER] Other (specify)	_____
SG_A8	<i>INTERVIEWER RECORD: Calendar system used with respondents</i>	<input type="checkbox"/> 1 International (Gregorian) <input type="checkbox"/> 2 Ethiopian <input type="checkbox"/> 3 Other
SG_A10	<i>INTERVIEWER RECORD: Language of interview</i>	<input type="checkbox"/> 1 Afar <input type="checkbox"/> 2 Amharic <input type="checkbox"/> 3 Bemba <input type="checkbox"/> 4 Changana <input type="checkbox"/> 5 Dari <input type="checkbox"/> 6 English <input type="checkbox"/> 7 French <input type="checkbox"/> 8 Kalanga <input type="checkbox"/> 9 Kikongo <input type="checkbox"/> 10 Kissi <input type="checkbox"/> 11 Krio <input type="checkbox"/> 12 Limba <input type="checkbox"/> 13 Lingala <input type="checkbox"/> 14 Mende <input type="checkbox"/> 15 Ndebele <input type="checkbox"/> 16 Pashto <input type="checkbox"/> 17 Portuguese <input type="checkbox"/> 18 Shona <input type="checkbox"/> 19 Somali <input type="checkbox"/> 20 Swahili <input type="checkbox"/> 21 Temme <input type="checkbox"/> 22 Tshiluba <input type="checkbox"/> 23 Turkana <input type="checkbox"/> 24 Uzbek <input type="checkbox"/> 25 Venda <input type="checkbox"/> 26 Orimifa <input type="checkbox"/> 97 Other
SG_SCHOOLID	School ID	_____
SG_A14	School Name	_____
SG_VILLAGE	Village Name	_____
HHID	Household ID <i>INTERVIEWER INSTRUCTION: This is the girl's household unique identifier, same as in the household survey</i>	_____

SG_B1	Hello, I am interviewing on behalf of a research programme into education. We have carried out a survey of families in a few areas, collecting data about their children. The next step is to add more detailed information about the schools that they attend. We spoke to some families who said that their girls attended your school. They gave us permission to talk to you about their girls' time at school. Please can we ask you some questions about your school and record some information about attendance for the families we spoke to? Our visit at your school will help to build a representative picture of girl's experience of schools around here. We will record your answers to use them in our research but we will not mention you by name or share your personal details with anybody outside of our team. When we publish the data and results from this study we will ensure that it is not possible to identify you as the person who has provided these answers. Is that acceptable?	<input type="checkbox"/> 1 Yes [SKIP TO SG_B4] <input type="checkbox"/> 2 No
SG_B2	Record: main reason for refusal	<input type="checkbox"/> 1 No interview - no one at school <input type="checkbox"/> 2 No interview - no responsible person at school <input type="checkbox"/> 3 No interview - staff request reschedule <input type="checkbox"/> 4 No interview - Respondent couldn't speak any language in common with the

		interviewer <input type="checkbox"/> 5 No interview - other reason <input type="checkbox"/> 6 Refusal - Staff not able to interview <input type="checkbox"/> 7 Refusal - Staff say reschedule is not possible <input type="checkbox"/> 8 Refusal - Direct refusal (unwilling) <input type="checkbox"/> 9 Refusal - Direct refusal (not trust the survey) <input type="checkbox"/> 10 Refusal - Other (specify)
SG_B3	[IF OTHER] Refusal - Other (specify)	_____

[ASK ALL]

SG_B4	Is [GIRL] [FAMILY NAME] who lives in [LOCATION] and is aged [AGE] currently enrolled at this school?	<input type="checkbox"/> 1 Yes [SKIP TO SG_B8] <input type="checkbox"/> 2 No
--------------	--	--

[ASK IF CODED 1 AT SG_B4]

SG_NOENROLLED	<i>INTERVIEWER INSTRUCTION: If girl is not enrolled inquire whether she may be enrolled in another class at this school. If not, end interview and record "Girl not enrolled at this school".</i>	<input type="checkbox"/> 1 Girl not enrolled at this school. [TERMINATE INTERVIEW] <input type="checkbox"/> 2 Girl is enrolled at this school in a different class
----------------------	---	---

[ASK ALL]

SG_B8	Do you submit information on who is enrolled in your school to district or provincial authorities?	<input type="checkbox"/> 1 Yes <input type="checkbox"/> 2 No
--------------	--	--

SG_B10	Was [GIRL] enrolled in this school at the start of the current school year or did she enrol after the start of the school year?	<input type="checkbox"/> 1 Enrolled at the start of the school year <input type="checkbox"/> 2 Enrolled after the start of the school year
SG_B11	What month did she enrol?	<input type="checkbox"/> 1 January <input type="checkbox"/> 2 February <input type="checkbox"/> 3 March <input type="checkbox"/> 4 April <input type="checkbox"/> 5 May <input type="checkbox"/> 6 June <input type="checkbox"/> 7 July <input type="checkbox"/> 8 August <input type="checkbox"/> 9 September <input type="checkbox"/> 10 October <input type="checkbox"/> 11 November <input type="checkbox"/> 12 December
SG_B12	What grade is [GIRL] currently enrolled in?	<input type="checkbox"/> 1 Primary 1 <input type="checkbox"/> 2 Primary 2 <input type="checkbox"/> 3 Primary 3 <input type="checkbox"/> 4 Primary 4 <input type="checkbox"/> 5 Primary 5 <input type="checkbox"/> 6 Primary 6 <input type="checkbox"/> 7 Primary 7 <input type="checkbox"/> 8 Primary 8 <input type="checkbox"/> 11 Junior Secondary 1 / Secondary 1 <input type="checkbox"/> 12 Junior Secondary 2 / Secondary 2 <input type="checkbox"/> 13 Junior Secondary 3 / Secondary 3 <input type="checkbox"/> 14 Senior Secondary 1 / Secondary 4 <input type="checkbox"/> 15 Senior Secondary 2 / Secondary 5 <input type="checkbox"/> 16 Senior Secondary 3 / Secondary 6
SG_B13	Was [GIRL] enrolled in this school last year?	<input type="checkbox"/> 1 Yes <input type="checkbox"/> 2 No <input type="checkbox"/> 99 Don't Know

SG_B14	What grade was [GIRL] enrolled in last year?	<input type="checkbox"/> 1 Primary 1 <input type="checkbox"/> 2 Primary 2 <input type="checkbox"/> 3 Primary 3 <input type="checkbox"/> 4 Primary 4 <input type="checkbox"/> 5 Primary 5 <input type="checkbox"/> 6 Primary 6 <input type="checkbox"/> 7 Primary 7 <input type="checkbox"/> 8 Primary 8 <input type="checkbox"/> 11 Junior Secondary 1 / Secondary 1 <input type="checkbox"/> 12 Junior Secondary 2 / Secondary 2 <input type="checkbox"/> 13 Junior Secondary 3 / Secondary 3 <input type="checkbox"/> 14 Senior Secondary 1 / Secondary 4 <input type="checkbox"/> 15 Senior Secondary 2 / Secondary 5 <input type="checkbox"/> 16 Senior Secondary 3 / Secondary 6 <input type="checkbox"/> 99 Don't know
---------------	--	---

SG_B24_ML_A	When did this current school year start? MONTH	<input type="checkbox"/> [DATE] <input type="checkbox"/> 99 Don't Know
SG_B24_ML_C	Since the start of this school year, how many weeks has the school been closed for official school holidays?	[_____] # [0-30]
SG_B24_ML_D	Have there been any <u>additional</u> days or weeks during which no class took place for reasons such as heavy rains, absence of teachers, inaccessibility of school, etc.? If yes, how many weeks was the school closed for such reasons in total since the start of this school year?	<input type="checkbox"/> 0 No extraordinary closure <input type="checkbox"/> 1 Less than 2 weeks <input type="checkbox"/> 2 Between 2 and 4 weeks <input type="checkbox"/> 3 Between 5 and 8 weeks <input type="checkbox"/> 4 Between 9 and 12 weeks <input type="checkbox"/> 5 More than three months <input type="checkbox"/> 99 Don't know
SG_B24_ML_F	Since the start of this school year, has [GIRL] attended class on most days that the school was open?– This means she has not missed more than one or two days per month	<input type="checkbox"/> 1 Yes [SKIP TO SG_B25_ML_A] <input type="checkbox"/> 2 No

[ASK IF CODED 2 AT SG_B24_ML_F]

SG_B24_ML_G	Has she attended more than half the time, about half the time, or less than half the time?	<input type="checkbox"/> 1 More than half the time <input type="checkbox"/> 2 About half the time <input type="checkbox"/> 3 Less than half the time <input type="checkbox"/> 99 Don't know
SG_B24_ML_H	On average, how many days per month did [GIRL] miss class?	[_____] #0-31

[ASK ALL]

SG_B25_ML_A	Do you have a record of [GIRL]'s attendance since the start of the school year?	<input type="checkbox"/> 1 Yes <input type="checkbox"/> 2 No [SKIP TO SG_B25_ML_E]
--------------------	---	--

[ASK IF CODED 1 AT SG_B25_ML_A]

SG_B25_ML_B	Does this record the number of days she attended or the number of days she missed?	<input type="checkbox"/> 1 Days attended
--------------------	--	--

		<input type="checkbox"/> 2 Days missed [SKIP TO SG_B25_ML_D] <input type="checkbox"/> 3 Both [SKIP TO SG_B25_ML_D]
--	--	---

[ASK IF CODED 1 AT SG_B25_ML_B]

SG_B25_ML_C	<p>Could you give me the number of days that she has attended since the start of the school year? <i>{Guidance: This number should not be an estimate but read from the school records. Also, please check that this number is since the start of the school year}</i></p>	<input type="checkbox"/> # [1-300] <input type="checkbox"/> 9998 Refusal
--------------------	---	---

[IF DAYS MISSED IS RECORDED IE SG_B25_ML_B IS CODE 2 OR 3]

SG_B25_ML_D	<p>Could you give me the number of days that she has missed since the start of the school year? <i>{Guidance: This number should not be an estimate but read from the school records. Also, please check that this number is since the start of the school year}</i></p>	<input type="checkbox"/> # [1-300] [SKIP TO SG_B25_ML_F] <input type="checkbox"/> 9998 Refusal [SKIP TO SG_B25_ML_F]
--------------------	---	---

[ASK IF CODED 2 AT SG_B25_ML_A]

SG_B25_ML_E	<p>[IF ATTENDANCE RECORDS NOT KEPT] Could you estimate the number of days that [GIRL] has missed since the start of this school year?</p>	<input type="checkbox"/> # [1-300] <input type="checkbox"/> 9998 Refusal
--------------------	---	--

[ASK ALL]

SG_B30	How many children are in [GIRL]s class?	<input type="checkbox"/> 0 One to nine children <input type="checkbox"/> 1 Ten to nineteen children <input type="checkbox"/> 2 Twenty to twenty-nine children <input type="checkbox"/> 3 Thirty to thirty-nine children <input type="checkbox"/> 4 Forty to forty-nine children <input type="checkbox"/> 5 Fifty children and more
SG_B31	What proportion of these children are girls?	<input type="checkbox"/> 1 Just a few are girls <input type="checkbox"/> 2 Less than half are girls <input type="checkbox"/> 3 About half are girls <input type="checkbox"/> 4 More than half are girls <input type="checkbox"/> 5 Only girls
SG_B32	Is the main teacher for [GIRL]'s class a man or a woman?	<input type="checkbox"/> 1 Man <input type="checkbox"/> 2 Woman

	<i>INTERVIEWER INSTRUCTION: We are interested in her class teacher, or the teacher who takes [GIRL]'s class most of the time.</i>	
SG_B32_ML_A	What is the main language of instruction in [GIRL]'s class?	<input type="checkbox"/> 1 Amharic <input type="checkbox"/> 2 Changana <input type="checkbox"/> 3 Dari <input type="checkbox"/> 4 English <input type="checkbox"/> 5 French <input type="checkbox"/> 6 Pashto <input type="checkbox"/> 7 Portuguese <input type="checkbox"/> 8 Somali <input type="checkbox"/> 9 Swahili <input type="checkbox"/> 10 Turkana <input type="checkbox"/> 11 Uzbek <input type="checkbox"/> 97 Other (specify)
SG_B32_ML_OTH	[IF OTHER] If other, please specify:	_____ "
SG_B32_ML_B	Do children use textbooks in [GIRL]'s class?	<input type="checkbox"/> 1 Yes <input type="checkbox"/> 2 No [SKIP TO SG_B32_ML_E] <input type="checkbox"/> 99 Don't Know [SKIP TO SG_B32_ML_E]

[ASK IF CODED 1 AT SG_B32_ML_B]

SG_B32_ML_C	Are textbooks usually shared or would each child use a separate textbook?	<input type="checkbox"/> 1 Usually shared <input type="checkbox"/> 2 Each child uses their own textbook <input type="checkbox"/> 99 Don't Know <input type="checkbox"/> 999 Don't Know
	HOW MANY SHARE?	
SG_B32_ML_D	Are the children able to take text books home?	<input type="checkbox"/> 1 Yes <input type="checkbox"/> 2 No <input type="checkbox"/> 99 Don't Know

[ASK ALL]

SG_B32_ML_E	Do children use chalkboards in [GIRL]'s class?	<input type="checkbox"/> 1 Yes <input type="checkbox"/> 2 No [SKIP TO SG_B33] <input type="checkbox"/> 99 Don't Know [SKIP TO SG_B33]
--------------------	--	---

[ASK IF CODED 1 AT SG_B32_ML_E]

SG_B32_ML_F	Are chalkboards usually shared or would each child use a separate chalkboard?	<input type="checkbox"/> 1 Usually shared <input type="checkbox"/> 2 Each child uses their own chalkboard <input type="checkbox"/> 99 Don't Know <input type="checkbox"/> 999 Don't Know
	HOW MANY SHARE?	

[ASK ALL]

SG_B33	As far as you know, did [GIRL] have a scholarship or bursary during the past year?	<input type="checkbox"/> 1 Yes <input type="checkbox"/> 2 No <input type="checkbox"/> 99 Don't Know
SG_B34	As far as you know, did [GIRL] attend any special classes or study groups during the past year?	<input type="checkbox"/> 1 Yes <input type="checkbox"/> 2 No <input type="checkbox"/> 99 Don't Know

SG_B35	As far as you know, did [GIRL] receive any special tutoring or help with her schoolwork over the past year?	<input type="checkbox"/> 1 Yes <input type="checkbox"/> 2 No <input type="checkbox"/> 99 Don't Know
---------------	---	---

SG_D1	Thank you very much for your help. We are very grateful for your time and we will use what you have told us carefully.	
SG_COMMENTS	Additional comments by enumerator	_____
SG_END_TIME	End time	[_:_] hh:mm

School Visit – School Administrator Survey

PRIVATE AND CONFIDENTIAL

GIRLS EDUCATION CHALLENGE Endline 2016/2017

HOUSEHOLD SURVEY INSTRUMENT

READ OUT ALL QUESTIONS UNLESS OTHERWISE SPECIFIED – ALL QUESTIONS ARE SINGLE CODE UNLESS SPECIFIED

ADMIN VARIABLES (AUTOCODED)

DATE	AUTOCODE IN TABLET
START_TIME	AUTOCODE IN TABLET
GPS	AUTOCODE IN TABLET
INT_ID	AUTOCODE IN TABLET

School Admin Survey

SA_REGION	Region	REGION LIST (FILTER BY COUNTRY)
SA_DISTRICT	District	DISTRICT LIST (FILTER BY REGION)

SA_CLUSTER	Cluster	CLUSTER LIST (FILTER BY DISTRICT)
SA_SCHOOLNAME	<i>INTERVIEWER INSTRUCTION: Select school from list. If the school is not listed select 'Other (specify)' and enter the school name</i>	TO BE INSERTED FROM CODED LIST
SA_SCHOOLID	School ID SCRIPTING INSTRUCTION: SCHOOL ID TO BE AUTOMATICALLY ASSIGNED ACCORDING TO THE SCHOOL NAME ABOVE	TO BE INSERTED FROM CODED LIST
SA_PROJECT	Project Associated with School SCRIPTING INSTRUCTION: PLEASE SCRIPT THIS IN THE FILE BUT HIDE IN THE TABLETS. WE WILL NOTE AFTER FIELDWORK.	<input type="checkbox"/> 1 E5063 <input type="checkbox"/> 2 E5085 <input type="checkbox"/> 3 E5096 <input type="checkbox"/> 4 E5097 <input type="checkbox"/> 5 E5098 <input type="checkbox"/> 6 E5099 <input type="checkbox"/> 7 E5101 <input type="checkbox"/> 8 E5136 <input type="checkbox"/> 9 E5147 <input type="checkbox"/> 10 E5170 <input type="checkbox"/> 11 E5224 <input type="checkbox"/> 12 E5243 <input type="checkbox"/> 13 E5252 <input type="checkbox"/> 14 E5253 <input type="checkbox"/> 15 E5274
SA_PROJECT2	Additional Project Associated with School SCRIPTING INSTRUCTION: PLEASE SCRIPT THIS IN THE FILE BUT HIDE IN THE TABLETS. WE WILL NOTE AFTER FIELDWORK	<input type="checkbox"/> 1 E5063 <input type="checkbox"/> 2 E5085 <input type="checkbox"/> 3 E5096 <input type="checkbox"/> 4 E5097 <input type="checkbox"/> 5 E5098 <input type="checkbox"/> 6 E5099 <input type="checkbox"/> 7 E5101 <input type="checkbox"/> 8 E5136 <input type="checkbox"/> 9 E5147 <input type="checkbox"/> 10 E5170 <input type="checkbox"/> 11 E5224 <input type="checkbox"/> 12 E5243 <input type="checkbox"/> 13 E5252 <input type="checkbox"/> 14 E5253 <input type="checkbox"/> 15 E5274 <input type="checkbox"/> 96 Not Applicable

SA_CHECK	<i>INTERVIEWER RECORD: Has another member of your team already completed the administrator survey?</i>	<input type="checkbox"/> 1 Yes <input type="checkbox"/> 2 No [SKIP TO SA_A7]
SA_CHECK2	<i>INTERVIEWER RECORD: Are you sure that this survey has been completed?</i>	<input type="checkbox"/> 1 Yes [SKIP TO SG SURVEY WITH GIRL'S TEACHER] <input type="checkbox"/> 2 No [CONTINUE]

SA_A7	<i>INTERVIEWER RECORD: Official language(s) of instruction used at this school.</i> <i>INTERVIEWER INSTRUCTION: Select all that apply</i>	<input type="checkbox"/> 1 Amharic <input type="checkbox"/> 2 Changana <input type="checkbox"/> 3 Dari <input type="checkbox"/> 4 English <input type="checkbox"/> 5 French <input type="checkbox"/> 6 Pashto <input type="checkbox"/> 7 Portuguese <input type="checkbox"/> 8 Somali <input type="checkbox"/> 9 Swahili <input type="checkbox"/> 10 Turkana <input type="checkbox"/> 11 Uzbek <input type="checkbox"/> 97 Other (specify)
--------------	--	--

SA_A10	<i>INTERVIEWER RECORD: Language of interview</i>	<input type="checkbox"/> 1 Afar <input type="checkbox"/> 2 Amharic <input type="checkbox"/> 3 Bemba <input type="checkbox"/> <input type="checkbox"/> 4 Changana <input type="checkbox"/> 5 Dari <input type="checkbox"/> 6 English <input type="checkbox"/> <input type="checkbox"/> 7 French <input type="checkbox"/> 8 Kalanga <input type="checkbox"/> 9 Kikongo <input type="checkbox"/> <input type="checkbox"/> 10 Kissi <input type="checkbox"/> 11 Krio <input type="checkbox"/> 12 Limba <input type="checkbox"/> 13 Lingala <input type="checkbox"/> 14 Mende <input type="checkbox"/> 15 Ndebele <input type="checkbox"/> <input type="checkbox"/> 16 Pashto <input type="checkbox"/> 17 Portuguese <input type="checkbox"/> 18 Shona <input type="checkbox"/> 19 Somali <input type="checkbox"/> 20 Swahili <input type="checkbox"/> <input type="checkbox"/> 21 Temme <input type="checkbox"/> 22 Tshiluba <input type="checkbox"/> 23 Turkana <input type="checkbox"/> 24 Uzbek <input type="checkbox"/> 25 Venda <input type="checkbox"/> <input type="checkbox"/> 26 Orimifa <input type="checkbox"/> 97 Other
SA_B1	<p>Hello, I am interviewing on behalf of a research programme into education. We have carried out a survey of families in a few areas, collecting data about their children. We spoke to some families who said that their girls attended your school. They gave us permission to talk to you about their girls' time at school. Please can we ask you some questions about your school and record some information about attendance for the families we spoke to?</p> <p>We will record your answers to use them in our research but we will not mention you by name or share your personal details with anybody outside of our team. When we publish the data and results from this study we will ensure that it is not possible to identify you as the person who has provided these answers.</p> <p>Do you consent to the survey?</p>	<input type="checkbox"/> 1 Yes [SKIP TO SA_C2] <input type="checkbox"/> 2 No
SA_B2	<i>INTERVIEWER RECORD: Main reason for refusal</i>	<input type="checkbox"/> 1 No interview - no one at school <input type="checkbox"/> 2 No interview - no responsible person at school <input type="checkbox"/> 3 No interview - staff request reschedule <input type="checkbox"/> 4 No interview - Respondent couldn't speak any language in common with the interviewer <input type="checkbox"/> 5 No interview - other reason <input type="checkbox"/> 6 Refusal - Staff not able to interview <input type="checkbox"/> 7 Refusal - Staff say reschedule is not possible <input type="checkbox"/> 8 Refusal - Direct refusal (unwilling) <input type="checkbox"/> 9 Refusal - Direct refusal (not trust the survey) <input type="checkbox"/> 10 Refusal - Other (specify)
SA_B3	[IF OTHER AT SA_B2] Refusal - Other (specify)	_____

INTERVIEWER READ OUT:

Thanks for agreeing to speak to us. I will start by asking you a few general questions about this school.

SA_C2	When did this school open for the first time?	<input type="checkbox"/> # [1889 to 2016]
--------------	---	---

SA_A16_1	<i>INTERVIEWER ASK OR RECORD:</i> School is a Primary School	<input type="checkbox"/> 1 Yes <input type="checkbox"/> 2 No
SA_A16_2	<i>INTERVIEWER ASK OR RECORD:</i> School is a Secondary School	<input type="checkbox"/> 1 Yes <input type="checkbox"/> 2 No
SA_A17_1	<i>INTERVIEWER ASK OR RECORD:</i> School is a Boarding School	<input type="checkbox"/> 1 Yes <input type="checkbox"/> 2 No
SA_A17_2	<i>INTERVIEWER ASK OR RECORD:</i> School is a Day School	<input type="checkbox"/> 1 Yes <input type="checkbox"/> 2 No
SA_A20	How many different grade levels are taught at this school? <i>INTERVIEWER GUIDANCE: For example, if this school teaches grades 1 through 4, please enter 4).</i>	<input type="checkbox"/> # [1 to 15] <input type="checkbox"/> 99 Don't Know
SA_A20_ML	What are the grade levels taught at this school? <i>INTERVIEWER INSTRUCTION: Please select all that apply.</i> MULTICODE	<input type="checkbox"/> 1 Primary 1 <input type="checkbox"/> 2 Primary 2 <input type="checkbox"/> 3 Primary 3 <input type="checkbox"/> 4 Primary 4 <input type="checkbox"/> 5 Primary 5 <input type="checkbox"/> 6 Primary 6 <input type="checkbox"/> 7 Primary 7 <input type="checkbox"/> 8 Primary 8 <input type="checkbox"/> 11 Junior Secondary 1 / Secondary 1 <input type="checkbox"/> 12 Junior Secondary 2 / Secondary 2 <input type="checkbox"/> 13 Junior Secondary 3 / Secondary 3 <input type="checkbox"/> 14 Senior Secondary 1 / Secondary 4 <input type="checkbox"/> 15 Senior Secondary 2 / Secondary 5 <input type="checkbox"/> 16 Senior Secondary 3 / Secondary 6
SA_A18	At what age do girls normally <u>start</u> the <u>lowest grade</u> taught at this school? By this I mean, if they were starting and progressing according to the official school age and had not previously repeated any grade.	<input type="checkbox"/> # [3 to 20] <input type="checkbox"/> 99 Don't Know
SA_A19	At what age do girls normally <u>complete</u> the <u>highest grade</u> taught at this school? By this I mean, if they had started at the normal school age and progressed normally without repeating any grade.	<input type="checkbox"/> # [3 to 20] <input type="checkbox"/> 99 Don't Know
SA_A21	Is this a school for boys and girls, or is it a girl-only school?	<input type="checkbox"/> 1 Boys and girls <input type="checkbox"/> 2 Girls only
SA_C1_ML_A	Is this a public school, a private school, or another kind of school?	<input type="checkbox"/> 1 Public school <input type="checkbox"/> 2 Private school <input type="checkbox"/> 3 Other kind of school <input type="checkbox"/> 99 Don't know

SA_C1_ML_B	Who exactly runs this school?	<input type="checkbox"/> 1 Government <input type="checkbox"/> 2 NGO <input type="checkbox"/> 3 Religious organisation <input type="checkbox"/> 4 Community group <input type="checkbox"/> 5 International organisation (e.g. UNICEF) <input type="checkbox"/> 6 Private organisation (non NGO) <input type="checkbox"/> 97 Other (specify) <input type="checkbox"/> 99 Don't know
SA_C1_ML_B_OTH	[IF OTHER] If other, please specify:	_____
SA_C1_ML_C	Who in your school has primary authority over the curriculum?	<input type="checkbox"/> 1 Parents <input type="checkbox"/> 2 Teachers <input type="checkbox"/> 3 School director <input type="checkbox"/> 4 NGO or Charity <input type="checkbox"/> 5 Religious institution <input type="checkbox"/> 6 Community council <input type="checkbox"/> 7 Local government <input type="checkbox"/> 8 Regional government <input type="checkbox"/> 9 National government <input type="checkbox"/> 97 Other
SA_C1_ML_D	Who in your school has primary authority over hiring teaching staff?	<input type="checkbox"/> 1 Parents <input type="checkbox"/> 2 Teachers <input type="checkbox"/> 3 School director <input type="checkbox"/> 4 NGO or Charity <input type="checkbox"/> 5 Religious institution <input type="checkbox"/> 6 Community council <input type="checkbox"/> 7 Local government <input type="checkbox"/> 8 Regional government <input type="checkbox"/> 9 National government <input type="checkbox"/> 97 Other

SA_C3	How many children are currently enrolled in this school? <i>INTERVIEWER INSTRUCTION: If possible, the school administrator should look this up in their records rather than guess how many children are enrolled.</i>	<input type="checkbox"/> # [1 to 999] <input type="checkbox"/> 9999 Don't know
SA_C4	How many of these are girls? <i>INTERVIEWER INSTRUCTION: If possible, the school administrator should look this up in their records rather than guess how many children are enrolled.</i>	<input type="checkbox"/> # [1 to 999] <input type="checkbox"/> 9999 Don't know
SA_C4_ML	<i>INTERVIEWER ASK OR RECORD:</i> Did the school administrator extract these numbers from the school records or did he/she estimate?	<input type="checkbox"/> 1 Extracted from school records <input type="checkbox"/> 2 Made an estimate

	INTERVIEWER READ OUT: Now I will ask you a few questions about this school's facilities.	
SA_C14	How many classrooms does this school have?	<input type="checkbox"/> # [1 to 40]

SA_C15	Does this school have access to electricity?	<input type="checkbox"/> 1 Yes - all day <input type="checkbox"/> 2 Yes - occasionally <input type="checkbox"/> 3 Hardly ever <input type="checkbox"/> 4 Never
SA_C16	Does this school have access to running water?	<input type="checkbox"/> 1 Yes <input type="checkbox"/> 2 No <input type="checkbox"/> 99 Don't Know
SA_C17	<i>INTERVIEWER RECORD: Does school have a roof? If the school has more than one room, record whether the majority of rooms have a roof</i>	<input type="checkbox"/> 1 Yes <input type="checkbox"/> 2 No <input type="checkbox"/> 99 Don't Know
SA_C18	Does this school have indoor toilets?	<input type="checkbox"/> 1 Yes <input type="checkbox"/> 2 No <input type="checkbox"/> 99 Don't Know
SA_C19	Are there separate toilets for boys and girls?	<input type="checkbox"/> 1 Yes <input type="checkbox"/> 2 No <input type="checkbox"/> 99 Don't Know
	<i>INTERVIEWER READ OUT: Thanks. The next questions are about the teaching at this school.</i>	
SA_C20	How many teachers currently work at this school full-time? I mean that they work 30 hours or more per week?	<input type="checkbox"/> # [0 to 99] <input type="checkbox"/> 999 Don't Know
SA_C21	How many of these are women?	<input type="checkbox"/> # [0 to 99]
SA_C22	How many teachers work at this school part-time (that means less than 30 hours per week?)	<input type="checkbox"/> # [0 to 99] <input type="checkbox"/> 999 Don't Know
SA_C23	How many of these are women?	<input type="checkbox"/> # [0 to 99] <input type="checkbox"/> 999 Don't Know
SA_C23_ML	Ask or record: Did the school administrator extract these numbers from the school records or did he/she estimate?	<input type="checkbox"/> 1 Extracted from school records <input type="checkbox"/> 2 Made an estimate
SA_C24	What is the average number of hours taught per day?	<input type="checkbox"/> # [1 to 24] <input type="checkbox"/> 999 Don't Know
SA_C25	How many days a week is the school usually in session?	<input type="checkbox"/> # [1 to 7]
SA_C26	How many children are there per classroom on average?	<input type="checkbox"/> 1 One to nine children <input type="checkbox"/> 2 Ten to nineteen children <input type="checkbox"/> 3 Twenty to twenty-nine children <input type="checkbox"/> 4 Thirty to thirty-nine children <input type="checkbox"/> 5 Forty to forty-nine children <input type="checkbox"/> 6 Fifty children and more <input type="checkbox"/> 99 Don't know
SA_C27	In the last month, were there any teachers who were absent from the school for any reason other than holidays or declared sick leave?	<input type="checkbox"/> 1 None [SKIP TO SA_28_ML_A] <input type="checkbox"/> 2 About a quarter of the teachers (25%) <input type="checkbox"/> 2 About half of the teachers (50%) <input type="checkbox"/> 3 About three quarters of the

		teachers (75%) <input type="checkbox"/> 4 More than three quarters of the teachers <input type="checkbox"/> 5 All of the teachers <input type="checkbox"/> 99 Don't Know [SKIP TO SA_28_ML_A]
SA_C27_ML	On average, for how many days were these teachers absent in the past month?	<input type="checkbox"/> 1 One to two days <input type="checkbox"/> 2 Three to five days <input type="checkbox"/> One week to two weeks <input type="checkbox"/> More than two weeks <input type="checkbox"/> 99 Don't know
SA_28_ML_A	During the last year, have teachers at this school participated in any of the following activities: <i>INTERVIEWER INSTRUCTION: Read out and select all that apply.</i>	
SA_28_ML_A_1	Training courses or workshops on <u>general teaching methods</u> ?	<input type="checkbox"/> 1 Yes <input type="checkbox"/> 2 No <input type="checkbox"/> 99 Don't Know
SA_28_ML_A_2	Training courses or workshops on teaching methods that promote <u>equality between boys and girls</u> ?	<input type="checkbox"/> 1 Yes <input type="checkbox"/> 2 No <input type="checkbox"/> 99 Don't Know
SA_28_ML_A_3	Training courses or workshops on teaching children with special needs (e.g. children with disabilities or speaking a minority language)?	<input type="checkbox"/> 1 Yes <input type="checkbox"/> 2 No <input type="checkbox"/> 99 Don't Know
SA_28_ML_A_4	Mentoring or coaching through other teachers or external organisations?	<input type="checkbox"/> 1 Yes <input type="checkbox"/> 2 No <input type="checkbox"/> 99 Don't Know

SA_C38	Has any NGO or religious organisation supplied additional funds to the budget of your school last year ?	<input type="checkbox"/> 1 Yes <input type="checkbox"/> 2 No <input type="checkbox"/> 99 Don't Know
SA_C39	Over the past [YEARS SINCE BASELINE] have there been any activities to improve the conditions for learning at this school?	<input type="checkbox"/> 1 Yes <input type="checkbox"/> 2 No [SKIP TO SA_C42] <input type="checkbox"/> 99 Don't Know [SKIP TO SA_C42]

[ASK IF CODED 1 AT SA_C39]

SA_C40	If yes, can you describe what these activities were? <i>INTERVIEWER INSTRUCTION: DO NOT READ OUT. Select all that are mentioned by the respondent.</i> [MULTICODE]
---------------	---

SA_C40_1	Recruiting new teachers	<input type="checkbox"/>
SA_C40_2	Training / coaching teachers who are already at the school	<input type="checkbox"/>
SA_C40_3	Building new classrooms	<input type="checkbox"/>
SA_C40_4	Improving school facilities (e.g. repairing works)	<input type="checkbox"/>
SA_C40_5	Building toilets	<input type="checkbox"/>
SA_C40_6	Providing new / better / more textbooks	<input type="checkbox"/>
SA_C40_7	Providing new / better / more writing materials	<input type="checkbox"/>
SA_C40_8	After-school / out-of-school tuition / learning clubs	<input type="checkbox"/>
SA_C40_9	Special tutoring or psychosocial support	<input type="checkbox"/>
SA_C40_10	Establishing / training a school management committee	<input type="checkbox"/>
SA_C40_11	Development of the curriculum	<input type="checkbox"/>
SA_C40_12	Life skills training	<input type="checkbox"/>
SA_C40_13	Provision of stipends or bursaries	<input type="checkbox"/>
SA_C40_97	Other	<input type="checkbox"/>
SA_C40_OTH	[IF OTHER] Please specify:	“ _____ ”
SA_C41	<p>Who was responsible for implementing these activities?</p> <p><i>INTERVIEWER INSTRUCTION: Select all that apply, prompt if necessary.</i></p> <p>[MULTICODE]</p>	
SA_C41_1	The school itself / head teacher / school management committee	<input type="checkbox"/>
SA_C41_2	An international or non-governmental organisation (NGO) (e.g. UNICEF or UNESCO)	<input type="checkbox"/>
SA_C41_4	A religious organisation	<input type="checkbox"/>
SA_C41_5	The local community	<input type="checkbox"/>
SA_C41_6	The government	<input type="checkbox"/>
SA_C41_7	A private person or institution	<input type="checkbox"/>
SA_C41_8	Other	<input type="checkbox"/>
SA_C41_97	Don't know	<input type="checkbox"/>

[ASK ALL]

SA_C42	Are there any on-going measures to specifically support girls in your school?	<input type="checkbox"/> 1 Yes <input type="checkbox"/> 2 No <input type="checkbox"/> 99 Don't Know
SA_C43	And are these measures aimed at all girls, or specifically aimed at girls from disadvantaged backgrounds?	<input type="checkbox"/> 1 Yes <input type="checkbox"/> 2 No <input type="checkbox"/> 99 Don't Know

[ASK IF CODED 1 AT SA_C42 OR AT SA_C43]

SA_C44	Can you describe what these measures involve? <i>INTERVIEWER INSTRUCTION: Do not read out, Select all that apply.</i>	
SA_C44_1	Building (safe) toilets for girls	<input type="checkbox"/>
SA_C44_2	Creating safe spaces for girls	<input type="checkbox"/>
SA_C44_3	Inviting female role models to share their stories	<input type="checkbox"/>
SA_C44_4	Girls clubs in addition to normal teaching	<input type="checkbox"/>
SA_C44_5	More girl-friendly teaching	<input type="checkbox"/>
SA_C44_97	Other	<input type="checkbox"/>
SA_C44_OTH	[IF OTHER] please specify:	" _____ "
SA_C45	Who is responsible for implementing these activities? <i>INTERVIEWER INSTRUCTION: Select all that apply, prompt if necessary.</i> [MULTICODE]	
SA_C45_1	The school itself / head teacher / school management committee	<input type="checkbox"/>
SA_C45_2	An international or non-governmental organisation (NGO) (e.g. UNICEF or UNESCO)	<input type="checkbox"/>
SA_C45_4	A religious organisation	<input type="checkbox"/>
SA_C45_5	The local community	<input type="checkbox"/>
SA_C45_6	The government	<input type="checkbox"/>
SA_C45_7	A private person or institution	<input type="checkbox"/>
SA_C45_97	Other	<input type="checkbox"/>

SA_C45_99	Don't know	<input type="checkbox"/>
-----------	------------	--------------------------

[ASK ALL]

SA_C46	All in all, do you think that the learning conditions at this school are now better, worse, or the same as [YEARS SINCE BASELINE] ago?	<input type="checkbox"/> 1 Better <input type="checkbox"/> 2 Worse <input type="checkbox"/> 3 Same <input type="checkbox"/> 99 Don't Know
--------	--	---

SA_C47	In this current school year, has there been any extraordinary closure (apart from holidays) that lasted longer than one week?	<input type="checkbox"/> 1 Yes <input type="checkbox"/> 2 No [SKIP TO SA_D1] <input type="checkbox"/> 99 Don't Know [SKIP TO SA_D1]
--------	---	---

[ASK IF CODED 1 AT SA_C47]

SA_C48	If yes, how long was the school closed (i.e. outside of holidays)? <i>INTERVIEWER INSTRUCTION: If the school closed several times during the year, please add up the overall time that it was closed</i>	<input type="checkbox"/> 0 Less than 2 weeks <input type="checkbox"/> 1 Between 2 and 4 weeks <input type="checkbox"/> 2 Between 5 and 8 weeks <input type="checkbox"/> 3 Between 9 and 12 weeks <input type="checkbox"/> 4 More than three months <input type="checkbox"/> 99 Don't know
--------	---	---

[ASK ALL]

SA_D1	Thank you very much for your help. We are very grateful for your time and we will use what you have told us carefully.	
SA_COMMENTS	Additional comments by enumerator	_____
SA_END_TIME	End time	[_:_] hh:mm



Annex H – EM Quantitative Tables

Endline Report – Step Change Window

Final Version (December 2017)

Annex H – Quantitative Tables

Table 17: Official school ages per grade, and duration of primary and secondary school cycles by country

In years	Afg	DRC	Eth	Ken	Moz	Sie	Som	Zim	Tan
Grade 1	7	6	7	6	6	6	6	7	7
Grade 2	8	7	8	7	7	7	7	8	8
Grade 3	9	8	9	8	8	8	8	9	9
Grade 4	10	9	10	9	9	9	9	10	10
Grade 5	11	10	11	10	10	10	10	11	11
Grade 6	12	11	12	11	11	11	11	12	12
Grade 7	13	12	13	12	12	12	12	13	13
Grade 8	14	13	14	13	13	13	13	14	14
Grade 9	15	14	15	14	14	14	14	15	15
Grade 10	16	15	16	15	15	15	15	16	16
Grade 11	17	16	17	16	16	16	16	17	17
Grade 12	18	17	18	17	17	17	17	18	18
Grade 13								19	19

Notes: Primary school grades shaded in light orange (◐); Secondary-school grades are shaded in darker orange (◑). Entrance age of primary is the age at which students would enter primary education, assuming they had started at the official entrance age for the lowest level of education, had studied full-time throughout and had progressed through the system without repeating or skipping a grade.

Source: For official starting ages: World Bank Development Indicators; UNESCO statistics; USAID Demographics and Health Survey (DHS). For school system information: UNESCO.

Table 18: Midline-endline difference-in-difference indicators across SCW project areas

Table 19 and

Tables 20 show outcome, exposure and barrier variables from the HHS and the SVS across the SCW: EGRA/EGMA variables, Outcome variables (starting with “O”), Exposure variables (starting with “E”), and barrier variables: Family factors, Poverty, Attitudes and Aspirations, Violence-related and School-related.

In the EM sample, Camfed’s project areas are not associated with any control group. As such, a comparison of treatment and control areas at the window level would be biased if including Camfed. It’s why it has been excluded from calculations from

Tables 20.

Left columns show a blue “1” when the variable is likely to be positively correlated with the main GEC outcomes (enrolment, attendance and learning), and an orange “-1” when negatively correlated with the main GEC outcomes.

Some variables are labelled as questions. In this case, the percentages are equal to the ratio of “Yes” over “No” answers.

In

Tables 20, in addition to the DID indicators and their p-value, the means for the treatment group and the control groups at endline are presented, along with corresponding sample sizes.

Difference-in-difference indicators have a green background when positive (with respect to GEC education outcomes) and significant. They have an orange background when negative (with respect to GEC education outcomes are significant). Darker green or orange is used when DID indicator is statistically significant at the 5 per cent level. Lighter green or orange is used when it is significant at the 10 per cent level. Grey cells show missing data or data with too low sample size to be shown (less than 50 individuals).

Numbers in the baseline-endline and midline-endline difference columns are sometimes coloured in green or dark orange (their font, not their background). This flags an increase or a decrease larger than 5 per cent and does not show the result of any statistical test. It is only shown to help the reader.

Table 18: Midline-endline difference-in-difference indicators across SCW project areas

EM HHS and SVS – MIDLINE to ENDLINE Difference-in-difference by SCW project area		5000	4999	5085	5147	5224	5097	5098	5170	5136	5252	5099	5096	5253	5274	5243	5101	5103	5102
		All excl. Camf.	All	BRAC Afg	AKF Afg	ACTD Afg	IRC DRC	STC Eth	ChHp Eth	WUSC Ken	CfBT Ken	STC Moz	Plan Sie	Relief Som	CARE Som	WV Zimb	Camfed Z-T	Camf Zim	Camf Tan
1	EGRA invented word	-0.6	-0.3	-1.3	0.7	0.1	2.6	-1.2	-0.6	-0.7	0.7	-0.9	-0.9	-0.9	-4.4	-2.7	2.2	2.0	2.7
1	EGRA letter sound	-1.2	-0.9	-1.5	0.8	0.3	-2.6	0.1	-3.5	-2.9	7.5	-0.3	-1.1	-4.2	-6.9	0.1	1.4	3.3	-4.1
1	EGRA oral reading	-1.7	-1.0	-0.2	-1.7	-1.2	-0.4	-1.6	-1.0	-4.4	-2.1	-1.0	-1.0	-0.2	-5.1	-2.0	4.6	5.5	1.7
1	EGRA reading comprehension	-0.1	0.0	0.0	-0.1	0.0	-0.1	0.0	0.1	-0.4	-0.2	0.1	-0.1	0.1	-0.4	0.0	0.6	0.7	0.3
1	EGRA B oral reading	-1.8	0.7	-1.3	-6.9	-2.3	-0.2	-0.7	0.8	1.2	2.4	1.9	-1.9	-3.1	-18.2	0.7	17.9	23.7	2.8
1	EGRA B reading comprehension	-0.1	0.0	-0.1	-0.3	0.0	0.0	0.0	-0.1	-0.1	0.1	0.1	0.0	-0.1	-0.8	0.0	0.2	0.5	-0.4
1	EGMA number identification	-0.2	0.3	-0.3	-0.6	-0.1	2.0	-1.4	-0.7	-2.6	-0.5	0.3	-0.6	3.5	0.2	-1.6	4.0	5.7	-0.7
1	EGMA quantity comparison	-0.2	-0.1	-0.1	-0.2	0.1	-0.5	-0.1	0.2	-1.1	0.5	-0.2	-0.5	-0.6	0.1	-0.3	0.6	0.4	1.2
1	EGMA missing number	-0.2	-0.1	0.0	0.1	0.1	-0.1	0.1	0.3	-0.8	0.3	-0.2	-0.6	-1.1	-1.1	-0.1	0.8	1.0	0.4
1	EGMA addition level 1	0.4	0.6	-0.5	0.2	0.3	0.0	1.5	1.1	0.6	0.6	-1.3	-0.9	5.9	-1.3	-0.6	1.8	2.1	0.9
1	EGMA subtraction level 1	0.2	0.3	-0.5	-0.1	0.3	0.3	0.9	0.6	-0.2	1.7	-0.9	-0.3	4.0	-2.6	-0.6	0.7	0.8	0.4
1	EGMA addition written ex	-0.1	0.0	0.0	0.0	0.0	0.1	0.1	0.1	-0.4	0.0	-0.2	-0.4	0.0	-0.5	0.1	0.1	0.2	-0.1
1	EGMA division written ex	0.0	0.0	0.2	-0.1	0.0	0.1	0.1	0.1	-0.1	0.2	-0.1	0.0	0.0	-0.4	-0.1	0.3	0.4	0.1
1	EGMA multiplication written ex	-0.1	0.0	-0.1	-0.2	0.0	-0.1	0.1	0.2	-0.1	0.0	-0.2	-0.1	-0.1	-0.2	-0.2	0.3	0.5	-0.1
1	EGMA subtraction written ex	0.0	0.0	0.0	0.1	0.1	0.2	0.1	0.1	-0.4	0.2	-0.3	-0.2	0.1	-0.8	0.0	0.3	0.4	0.0
1	EGRA total score / 100 (proportion correct)	-2%	-1%	-1%	0%	0%	0%	-1%	-2%	-4%	3%	-1%	-2%	-3%	-8%	-2%	4%	5%	0%
1	EGMA total score / 100 (% correct)	0%	1%	-1%	-1%	1%	2%	1%	2%	-5%	3%	-3%	-3%	12%	-7%	-4%	9%	12%	2%
1	O - Girl is enrolled (PCG)	0%	2%	-8%	-16%	1%	-3%	12%	1%	0%	-2%	0%	1%	1%	9%	4%	14%	20%	-1%
-1	O - Girl has never attended school	-1%	-5%	4%	3%	1%	1%	-7%	2%	-7%	0%	-2%	-1%	-6%	2%	-3%	-34%	-36%	-27%
1	O - Girl's attendance (PCG)	1%	1%	-1%	7%	-1%	1%	0%	-1%	8%	-1%	-2%	0%	0%	-1%	0%	2%	2%	3%
-1	O - Girl hasn't attended most school days (PCG)	-2%	-2%	5%	-21%	2%	-5%	-1%	-1%	-24%	2%	6%	3%	6%	5%	4%	-5%	-5%	-2%
1	O - Girl's attendance (SVS - same questions as PCG)	2%	2%				5%	6%	3%	-1%	1%	-4%		0%	1%	4%			
1	O - Percentage of days attended (SVS)	-3%	-3%				3%	7%	-4%	-5%	2%	-19%		-14%	10%	2%			
1	O(B) - Boy is enrolled (PCG)	1%	1%	8%	0%	-10%	-1%	8%	-3%	-9%	6%	10%	0%	4%	4%	9%	-5%	2%	-18%
1	O(B) - Boy's HHS attendance (PCG)	0%	0%	1%	2%	0%	-1%	-1%	-2%	-1%	-5%	-2%	0%	0%	0%	3%	1%	1%	2%
0	O(S) - Age at which girl started school																		
0	O(S) - Number of years enrolled in school																		
0	O(S) - Number of years enrolled in school																		
-1	O - Girl scored zero wpm	4%	2%	-3%	-1%	2%	9%	3%	-1%	28%	-4%	4%	11%	2%	-3%	-1%	-6%	-7%	-5%
1	E - Did girl have a scholarship or bursary since BL?	3%	3%	-1%		-1%	6%	-11%	-5%	36%	6%	2%	-1%	1%	7%	3%	1%	5%	-10%

STEP CHANGE WINDOW – ENDLINE EVALUATION REPORT - ANNEX H

1	E - Apart from family, friends, school, did anyone give girl school books since	0%	0%	-4%	-4%	5%	-5%	3%	-4%	12%	-2%	3%	0%	1%	2%	0%	0%	3%	-6%
1	E - Did girl attend any special classes or study groups since BL?	-1%	-1%	1%	-1%	-1%	8%	-22%	2%	-3%	-3%	-5%	11%	-4%	6%	-2%	-5%	-2%	-12%
1	E - Did girl receive any special tutoring or help with her schoolwork since BL?	1%	0%	2%	2%	-6%	-4%	-15%	13%	0%	11%	7%	6%	-1%	3%	0%	-7%	-8%	-6%
1	E - Did anyone talk to girl about enrolling or staying in school since BL?	-1%	-2%	-3%	-7%	-7%	2%	-10%	-3%	1%	7%	8%	9%	-4%	-6%	2%	-3%	-4%	2%
1	E (svs) - Did girl have a scholarship or bursary during past year?	-4%	-4%				-7%	-16%	1%	-9%	-2%	-1%		-1%	-10%	-4%			
1	E (svs) - Did girl attend any special classes or study groups during past year?	1%	1%				0%	-15%	-1%	4%	0%	25%		4%	-2%	-1%			
1	E (svs) - Did girl receive any special tutoring or help with her schoolwork?	-7%	-7%				3%	-26%	2%	-16%	4%	-20%		8%	-6%	-4%			
1	E (svs) - NGO/religious org° supplied additional funds to school in last year	-3%	-3%				16%	-1%	3%	-27%	21%	28%		-61%	-33%	11%			
1	E (svs) - Any activities to improve learning conditions since baseline	4%	4%				14%	-26%	8%	22%	1%	11%		13%	-27%	-9%			
1	E (svs) - Ongoing measures to specifically support girls in girl's school	-11%	-11%				-12%	13%	-25%	-27%	-15%	6%		-1%	-12%	19%			
1	E (svs) - Ongoing measures to specifically support marginalised girls in girl's	-4%	-4%				-55%	29%	-20%	-23%	-35%	-11%		44%	31%	-4%			
1	E - Closest primary school built since baseline	0%	0%	-1%			4%	7%	-3%	2%	-27%	4%	12%	-3%	-1%	-3%	-4%	-1%	-11%
1	E - Closest secondary school built since baseline	0%	0%			-1%	1%	12%	1%	2%	-16%	5%	18%	-19%	1%	-5%	-5%	-4%	-5%
1	E (svs) - Last year, teachers participated in training in general teaching metho	-6%	-6%				4%	3%	-2%	15%	-10%	-21%		-4%	-27%	-4%			
1	E (svs) - Last year, teachers participated in training in gender sensitive pedag	-5%	-5%				-1%	5%	34%	-5%	-15%	-33%		8%	-44%	12%			
1	E (svs) - Last year, teachers participated in training in special needs educatio	-5%	-5%				-11%	5%	19%	0%	-8%	-7%		29%	-45%	-10%			
1	E (svs) - Last year, teachers participated in training in mentoring or coaching	-12%	-12%				-19%	-22%	-10%	8%	10%	-15%		-1%	-42%	-14%			
0	F(S) - HOH has completed some years of primary or less	0%	0%	-1%	5%	-1%	-8%	0%	-4%	0%	3%	10%	-11%	-5%	-1%	6%	0%	-4%	9%
0	F(S) - Head of household is a male	2%	1%	1%	1%	-1%	13%	3%	1%	-1%	3%	5%	1%	-4%	0%	0%	-5%	-5%	-5%
-1	F - PCG cannot read or write a letter in LOI	0%	1%	-1%	0%	1%	2%	-1%	0%	1%	-8%	0%	-3%	5%	11%	6%	7%	6%	10%
1	F - Girl's mother is a member of the HH	-1%	-1%	1%	0%	1%	-7%	2%	-4%	-1%	-1%	-2%	-2%	-7%	-6%	9%	-2%	1%	-11%
1	F - Girl's father is a member of the HH	1%	1%	2%	-1%	-3%	7%	3%	-2%	-10%	12%	-3%	8%	-6%	7%	3%	0%	3%	-6%
-1	F - Girls' parents are not member of the HH	-1%	-1%	-1%	-1%	0%	-2%	2%	2%	2%	-5%	1%	-1%	2%	1%	-12%	0%	-4%	11%
0	F(S) - Girl doesn't speak the official LOI (or just a little)		0%														0%	1%	
0	F(S) - Girl has disabilities	1%	1%				5%		-1%	-1%	1%	-2%	4%	2%	3%	1%	0%	-1%	
-1	F - Girl has had a serious illness last year	3%	2%	9%	-1%	1%	2%	-5%	-3%	-1%	8%	5%	8%	2%	5%	10%	-1%	2%	-9%
0	F(S) - LOI different from language spoken at home																		
-1	F - Household did not live in this village one year ago	-1%	-1%				4%	-2%	-3%	2%	-2%	-1%	-2%	-2%	0%	-2%	0%	0%	2%
-1	P - Girl spends more than one hour a day doing non-school work	1%	2%	1%	10%	-21%	4%	7%	-10%	33%	-12%	1%	9%	11%	-3%	2%	6%	2%	14%
-1	P - Difficult to afford for girl to go to school	0%	1%	-3%	-21%	-7%	0%	7%	3%	38%	-2%	2%	8%	-2%	2%	-3%	4%	3%	9%

STEP CHANGE WINDOW – ENDLINE EVALUATION REPORT - ANNEX H

0	P(S) - Household unable to meet basic needs		0%														-1%	-1%		
-1	P - Household doesn't own land for themselves	-1%	-1%					-5%	8%	0%	-22%	-11%	6%	-14%	-6%	-2%	2%	2%	1%	4%
-1	P - Gone to sleep at night feeling hungry more than 5 days in past year	1%	2%	-6%	1%	2%	3%	-5%	1%	-6%	5%	7%	19%	-3%	-1%	3%	6%	5%	6%	
-1	P - Gone without enough clean water more than 5 days in past year	0%	-1%	6%	-5%	12%	-14%	-11%	-6%	-6%	4%	4%	10%	2%	-21%	6%	-4%	-6%	0%	
-1	P - Gone without medicine/ treatment more than 5 days in past year	0%	1%	1%	-4%	7%	-1%	-3%	-3%	-15%	-3%	3%	10%	-1%	-12%	15%	5%	2%	11%	
-1	P - Girl sometimes feels hungry at school	0%	1%	19%	-17%	2%	7%	-4%	-2%	15%	1%	5%	-1%	-3%	-8%	-7%	1%	7%	-15%	
-1	A - Thinking now, PCG doesn't want her to go beyond primary level	0%	-1%	2%	12%	-2%	0%	1%	-1%	-5%	-4%	-2%	0%	0%	10%	-2%	-2%	-1%	-3%	
-1	A - When girls go to school they learn less than boys (PCG)	1%	0%	1%	4%	-3%	3%	2%	7%	3%	2%	4%	-4%	1%	-8%	-6%	-9%	-4%	-22%	
-1	A - Decisions about girl's education are made by adults only	2%	2%	-6%	0%	2%	-5%	5%	6%	22%	-2%	-6%	0%	11%	2%	5%	-4%	-3%	-4%	
-1	A - Most/Some people in the village don't usually send girls to school	1%	1%	-2%	-1%	-1%	11%	-5%	4%	15%	-14%	-1%	5%	0%	3%	0%	1%	0%	3%	
-1	A - No school committee or household members not involved	1%	1%	1%		2%	-3%	-7%	9%	-2%	4%	-13%	-5%	7%	-1%	5%	2%	4%	-3%	
-1	A - Girls doesn't like school or only sometimes	1%	1%	4%	9%	-6%	-9%	0%	2%	-7%	4%	-1%	5%	-3%	12%	-4%	-2%	0%	-8%	
-1	A - (7-10 ONLY) Girl doesn't think it's good for children to go to school	-1%	-1%	-4%	0%	-3%			-4%	-25%	2%	-9%	3%	-3%	4%	3%				
-1	A - Girl doesn't think school is important for what she wants to do when she gro	1%	1%	5%	-1%	2%	-1%	8%	-3%	0%	-2%	1%	-3%	11%	1%	-1%	-2%	-1%	-6%	
1	A (lik) - I can make decisions about school and my future	-4%	-4%	-13%	-4%	2%	4%	-9%	-4%	-10%	6%	9%	-2%	-3%	4%	-10%	-6%	-10%	6%	
1	A (lik) - When I get up I am eager to go to school	1%	0%	-1%	1%	1%	5%	4%	2%	-3%	-1%	-5%	3%	1%	1%	2%	-1%	-1%		
-1	A (lik) - I feel afraid at school	1%	0%	-9%	-23%	26%	-11%	-9%	-1%	-4%	-1%	5%	5%	4%	6%	-7%	-7%	-2%	-24%	
1	A (lik) - I usually try to do my best at school	0%	0%	1%	-3%	1%	3%	9%	2%	-3%	-2%	-2%	-1%	1%	0%	2%	-1%	0%	-6%	
-1	A (lik) - My teacher speaks in a way that is difficult to understand	3%	3%	-4%	-18%	2%	6%	1%	3%	-3%	2%	15%	9%	6%	-5%	8%	-1%	7%	-33%	
1	A (lik) - My teacher says interesting things	0%	0%	-2%	-8%	-6%	-1%	12%	4%	10%	-7%	8%	-5%	4%	8%	4%	0%	1%	-6%	
1	A (lik) - My teacher gives me interesting things to do	-1%	-1%	5%	-5%	1%	2%	12%	5%	-17%	-6%	-2%	-6%	4%	-10%	4%	-4%	-2%	-10%	
-1	A (lik) - My teacher is often absent for class	2%	3%	-2%	-21%	5%	17%	8%	0%	-5%	8%	12%	14%	-5%	6%	-3%	2%	8%	-17%	
1	A (lik) - My teacher helps me when I struggle with an exercise	-1%	-1%	-1%	-22%	-2%	4%	8%	1%	7%	3%	4%	-6%	-1%	4%	-1%	-5%	2%	-27%	
1	A (lik) - I enjoy reading	1%	1%	-1%	0%	2%	9%	0%	3%	0%		-2%	4%	-1%	2%	3%	-1%	0%	-2%	
-1	A (lik) - I find reading difficult	-2%	-1%	-12%	-5%	-1%	-1%	19%	2%	-3%	4%	4%	1%	1%	1%	-12%	7%	14%	-12%	
1	A (lik) - Important to read well if I want a better life	1%	0%	-2%	-3%	0%	0%	2%	1%	-5%	6%	5%	-2%	-2%	7%	0%	-2%	-2%	-2%	
-1	A (lik) - I get nervous when I have to read in front of others	2%	3%	7%	-3%	-4%	-6%	11%	5%	15%	5%	-8%	-2%	31%	-5%	-10%	6%	14%	-17%	
1	A (lik) - I read to learn new things	0%	0%	0%	-2%	-4%	0%	2%	5%	-4%	-1%	8%	-1%	4%	-10%	1%	-2%	-1%	-4%	
1	A (lik) - I enjoy doing maths	1%	1%	8%	-5%	1%	2%	1%	1%	-16%	3%	-5%	7%	0%	4%	3%	3%	1%	7%	
-1	A (lik) - I find maths difficult	-6%	-5%	-22%	-30%	-10%	-1%	10%	-6%	7%	-11%	-2%	1%	8%	0%	-3%	-2%	0%	-8%	
1	A (lik) - Important to do well in maths if I want a better life	0.0	0.0	0.0	-0.1	0.0	0.0	0.0	0.0	-0.1	0.0	0.0	0.0	0.0	0.0	0.0	0.0	0.0	0.0	

STEP CHANGE WINDOW – ENDLINE EVALUATION REPORT - ANNEX H

-1	A (lik) - I get nervous when I have to do maths in front of others	-5%	-5%	-12%	-38%	-11%	-2%	11%	-5%	10%	-6%	10%	-3%	18%	1%	-18%	-5%	3%	-28%
-1	V - Girl has had dangerous experience travelling around in this area in the past	-1%	-1%	4%	1%	-8%	-9%	1%	-10%	0%	6%	-1%	3%	-8%	16%	-1%	-2%	0%	-7%
-1	V - Violence at girl's school in the past year	-2%	-2%	-2%	-3%	-2%		-2%	-5%	-3%	-2%		6%	-6%	5%	-4%	-1%	3%	-13%
-1	V - Travel to schools in the area is not very safe	0%	0%	3%	-1%	5%	4%	-1%	-2%	-1%	-1%	5%	3%	-4%	1%	-11%	0%	4%	-9%
-1	S(S) - Walk minutes to go to school																		
-1	S - Classrooms are not satisfactory at girl's school	4%	4%	-1%	17%	2%	-2%	-2%	-2%	30%	1%	12%	-6%	4%	-6%	1%	1%	2%	-3%
-1	S - Toilets are not satisfactory at girl's school	1%	2%	0%	10%	0%	5%	6%	-2%	7%	-4%	6%	0%	-8%	0%	-7%	8%	7%	15%
-1	S - Textbooks are not satisfactory at girl's school	0%	2%	0%	5%	-11%	8%	1%	2%	34%	7%	-9%	2%	7%	-7%	-11%	16%	18%	8%
-1	S - Teaching is not satisfactory at girl's school	3%	3%	3%	1%	-2%	-8%	-4%	6%	4%	9%	5%	0%	15%	-4%	2%	4%	4%	5%
-1	S - Teacher is absent at least a few times a month	-2%	-2%	-4%	1%	-7%	1%	0%	-7%	-3%	1%	-2%	6%	-15%	-5%	-1%	-2%	-2%	-2%
-1	S - In past 12m, had to pay for tuition fees for girl	0%	-2%	-5%	12%	-1%	7%	-3%	9%	-14%	3%	-8%	0%	9%	-4%	3%	-19%	-17%	-24%
-1	S - In past 12m, had to pay for school books/materials for girl	-1%	-1%	-1%	2%	-5%	1%	-8%	18%	-2%	13%	-20%	-3%	9%	-8%	-8%	3%	5%	-1%
-1	S - In past 12m, had to pay for school books/materials for girl	-2%	-1%	-4%	9%	2%	-1%	-1%	-2%	-1%	5%	-15%	4%	5%	-11%	-8%	9%	9%	11%
-1	S - In past 12m, had to pay for school building or maintenance for girl	1%	0%	0%	-5%	5%	11%	-9%	7%	-23%	12%	6%	1%	3%	2%	-8%	-8%	-8%	-10%
-1	S - In past 12m, had to pay for transportation to school for girl	1%	1%	0%	0%	5%	8%	-2%	1%	1%	-3%	0%	3%	3%	1%	2%	-2%	0%	-6%
-1	S - In past 12m, had to pay for school lunches for girl	-2%	0%	-4%	1%		7%	-3%	-1%	2%	5%	-7%	-2%	-5%	-5%	-3%	14%	17%	-1%
-1	S - In past 12m, had to pay for other things for girl	1%	0%	0%	2%		6%	-5%	-1%	3%	10%	-1%	-1%	0%	-5%	-4%	1%	1%	-6%
-1	S - Doesn't bring lunch to school or just from time to time	-1%	-1%	2%	1%	-10%	-8%	-1%	-4%	-1%	-3%	0%	-4%	3%	10%	6%	13%	15%	4%
-1	S - School doesn't provide lunch or just from time to time	6%	4%	-1%	-2%	3%	-6%	33%	3%	-6%	15%	21%	-4%	2%	8%	-1%	-6%	-6%	0%
-1	S (svs) - Children do not use textbooks in class	-4%	-4%					-13%	-23%	2%	-9%	0%	-1%		-11%	13%	-3%		
-1	S (svs) - Children are unable to take text books home	5%	5%					0%	-4%	-1%	27%	15%	-5%		5%	-1%	6%		
-1	S (svs) - Children in girl's class do not use chalkboards	5%	5%					3%	-23%	2%	15%	3%	-1%		9%	6%	7%		
-1	S (svs) - More than 25% of teachers absent at least one day last month	4%	4%					13%	24%	-20%	15%	-2%	11%		-30%	-20%	-7%		
-1	S (svs) - There are 30 children or more in girl's class	1%	1%					3%	5%	-1%	-6%	8%	9%		-22%	22%	-6%		
-1	S (svs) - Less than half students are girls in girl's class (excludes about half	12%	12%					26%	21%	18%	17%	7%	12%		-1%	-1%	8%		
-1	S (svs) - Girl's main teacher is a male	0%	0%					3%	-1%	9%	0%	6%	-5%		-5%	-1%	-7%		
-1	S (svs) - Girl's school is mixed (boys and girls)	-1%	-1%					-10%			4%	-4%			-1%				
1	S (svs) - School doesn't have electricity all day	-12%	-12%					-10%	20%	-18%	4%	-28%	-24%		-13%	-10%	-24%		
1	S (svs) - School doesn't have access to water	-6%	-6%					4%	0%	-8%	23%	-12%	6%		-16%	-52%	1%		
1	S (svs) - School doesn't have a roof	-7%	-7%					2%	-13%	-11%	4%	-6%	1%		0%	-22%	4%		
1	S (svs) - School doesn't have indoor toilets	3%	3%					0%	6%	8%	33%	-33%	-23%		18%	26%	-6%		
-1	S (svs) - There is no separate toilets for girls and boys	-1%	-1%					14%	1%	-1%	-3%	-11%	10%		2%	-12%	-6%		
1	S (svs) - Number of classrooms in girl's school	-12%	-12%					-69%	-6%	162%	-237%	-79%	20%		79%	25%	92%		

STEP CHANGE WINDOW – ENDLINE EVALUATION REPORT - ANNEX H

1	S (svs) - Number of teachers working full time at girl's school	12%	12%					62%	6%	-29%	267%	103%	-137%		-26%	117%	-11%			
1	S (svs) - Average number of hours taught per day	-26%	-26%					-71%	3%	-49%	-7%	23%	-89%		22%	20%	1%			
1	S (svs) - Number of days a week girl's school is in session	0%	0%					-50%	11%	-2%	-4%	-2%	3%		-8%	-3%	-3%			
1	S - PCG mentioned more schools (any type) in the village since baseline																			
-1	S - PCG mentioned fewer schools (any type) in the village since baseline																			
1	S - PCG mentioned more teachers (any gender) at girl's school since baseline																			
-1	S - PCG mentioned fewer teachers (any gender) at girl's school since baseline																			
1	S - (More schools (no specific school type ment)	-2%	-1%	-4%	-1%	-4%	-2%	2%	-3%	13%	10%	-9%	0%	3%	-10%	-1%	8%	5%	17%	
1	S - (More government or public schools)	0%	0%	-1%	-2%	4%	3%	2%	2%	5%	3%	-6%	-5%	-3%	-3%	3%	-2%	-1%	-4%	
1	S - (More private schools)	0%	0%	-3%	3%	1%	5%		-1%	2%	-8%		-4%	3%	-1%		0%	-1%		
1	S - (More religious / church / Quran schools)	-1%	-1%	-15%	2%	3%	-4%		1%	12%	-1%	-1%	-6%	-1%	-1%		0%	-1%		
-1	S - (Fewer schools (no specific school type men)	1%	1%	4%		1%	3%	-1%	0%	3%	4%	-1%	-2%	3%	-3%	1%	0%	-1%		
-1	S - (Fewer government or public schools)	1%	1%	4%			-2%	-1%	4%	9%	5%	-1%	-6%	-1%	0%		0%	-1%		
-1	S - (Fewer private schools)	0%	0%	2%	-1%	1%	-5%		-1%	7%	1%		-5%	-3%	0%		0%			2%
1	S - (More teachers (no gender specified))	-1%	-2%	-2%	-20%	4%	-5%	-3%	11%	-28%	1%	-17%	0%	4%	20%	2%	-4%	0%	-19%	
1	S - (More male teachers)	0%	0%	-6%	-13%	-5%	-1%	26%	4%	-6%	10%	-2%	-12%	12%	8%	2%	-1%	0%	-4%	
1	S - (More female teachers)	1%	1%	4%	-30%	12%	-8%	-9%	12%	8%	6%	2%	-8%	0%	-2%	6%	0%	-1%	4%	
-1	S - (Fewer teachers (no gender specified))	-2%	-3%	1%	-2%	0%	-17%	-3%	-10%	-3%	5%	6%	-6%	-3%	-5%	0%	-7%	-8%	-6%	
-1	S - (Fewer male teachers)	3%	3%	0%	-1%	1%	-6%	5%	2%	16%	8%	0%	0%	4%	-2%		0%	1%	-2%	
-1	S - (Fewer female teachers)	0%	0%	6%	1%	1%	-14%	-7%	2%	5%	9%	-5%	-9%	-1%	-3%		-1%	1%	-6%	
1	S - (Better teaching)	-5%	-1%	-16%	-20%	6%	6%	-4%	-12%	-25%	3%	-19%	3%	1%	23%	4%	24%	22%	29%	
-1	S - (Poorer teaching)	2%	2%	3%	3%	-2%	5%	0%	-2%	16%	4%	-4%	-6%	3%	8%	-1%	2%	2%	4%	
1	S - (Teachers more present)	-1%	-1%	-7%	-21%	3%	6%	12%	9%	-8%	1%	-2%	-11%	-6%	18%	-3%	4%	3%	11%	
-1	S - (Teachers less present)	2%	2%	1%	0%	0%	5%	0%	0%	7%	3%	-1%	-3%	3%	-1%	-2%	2%	2%	2%	
1	S - (New teaching methods / activities)	0%	0%	-18%	-14%	1%	16%	-1%	3%	-9%	-3%	-2%	-7%	0%	0%	11%	2%	1%	12%	
1	S - (More classrooms)	-4%	-4%	-3%	-12%	4%	11%	15%	4%	-30%	-13%	-21%	1%	-4%	6%	-5%	-1%	-2%	0%	
-1	S - (Fewer classrooms)	3%	3%	-5%	-1%	0%	6%	-7%	-6%	7%	15%	3%	2%	4%	14%	3%	2%	2%	4%	
1	S - (Better classrooms (if not further specifie)	-4%	-4%	-5%	-19%	5%	0%	-2%	-27%	-17%	-1%	-23%	4%	0%	18%	4%	3%	1%	6%	
-1	S - (Worse classrooms (if not further specified)	2%	2%	0%	7%	1%	1%	-2%	-8%	17%	0%	2%	3%	2%	-2%	-1%	-1%	-2%		
1	S - (Less crowded classrooms)	1%	1%	2%	-10%	0%	2%		2%	3%	3%	-2%	-1%	2%	5%	-1%	0%	0%		
-1	S - (More crowded classrooms)	1%	1%	-2%	-4%	1%	-4%		2%	7%	4%	-6%	2%	-3%	5%	1%	0%	0%	-2%	
1	S - (More / better desks or chairs)	0%	2%	-8%	-16%	2%	-5%	8%	14%	-17%	8%	-10%	2%	-5%	30%	7%	16%	20%	2%	
-1	S - (Worse / fewer desks or chairs)	2%	2%	-4%	3%	0%	0%		10%	9%	3%	-1%	3%	0%	-1%	4%	-1%	0%	-4%	
1	S - (New computers or screens)	1%	1%	-5%	0%		-3%		2%	2%	0%	-2%	1%	3%	5%	3%	1%	1%		

STEP CHANGE WINDOW – ENDLINE EVALUATION REPORT - ANNEX H

1	S - (More learning materials (no specific type)	-3%	-3%	-3%	-32%	-9%	8%	-22%	-4%	-20%	1%	-4%	6%	-6%	19%	14%	-3%	-5%	4%
1	S - (More stationary (e.g. pens or paper))	1%	1%	1%	-9%	5%	17%	13%	-7%	8%	-2%	-1%	-8%	-5%	8%	4%	-3%	-4%	
1	S - (More textbooks)	-1%	0%	-15%	17%	12%	7%	-18%	9%	-8%	-3%	-7%	-5%	-8%	15%	-10%	9%	11%	1%
-1	S - (Fewer learning materials (no specific type)	2%	2%	5%	-5%	1%	6%	2%	-2%	11%	2%	0%	1%	2%	2%	2%	1%	2%	
-1	S - (Fewer stationary (e.g. pens or paper))	0%	0%	-8%	-3%	1%	7%	1%	0%	-5%	4%	-3%	2%	-3%	2%	-2%	1%	1%	
-1	S - (Fewer textbooks)	2%	2%	-4%	4%	1%	8%		5%	2%	3%	-2%	0%	-5%	1%	-1%	6%	8%	-3%
1	S - (Better textbooks)	-3%	0%	-5%	-19%	0%	0%	-53%	-1%	-8%	-10%	-18%	-3%	6%	35%	29%	16%	13%	21%
-1	S - (Worse textbooks)	1%	1%	1%	2%	1%	6%	-3%	3%	10%	-1%	2%	-1%	0%	-2%	-4%	0%	-1%	
1	S - (Better / more facilities (no specific type)	1%	1%	1%	-2%	1%	-1%	6%	-13%	0%	-6%	-5%	3%	1%	29%	0%	1%	-1%	9%
-1	S - (Worse / fewer facilities (no specific type)	1%	1%	-1%	2%		7%		-1%	6%	-3%	2%	0%		0%	-1%	0%	0%	
-1	S - (Better / more toilets)	-3%	-3%	-2%	-28%	0%	12%	-13%	-10%	9%	-15%	-9%	-6%	-1%	16%	8%	3%	5%	-5%
1	S - (Worse / fewer toilets)	1%	1%	2%	0%	-2%	7%	0%	-1%	4%	2%	4%	0%	1%	1%	-4%	0%	0%	
1	S - (Better / more regular access to electricit	-2%	-1%	-3%	-22%	3%	-3%	-1%	-8%	0%	1%	-2%	3%	0%	1%	-1%	7%	9%	1%
-1	S - (Worse / less regular access to electricity)	0%	1%	0%	-5%	-1%	8%		-10%	11%	5%	3%	0%	-1%	-2%	-2%	2%	3%	
1	S - (Better roofing)	-1%	-1%	-8%	-14%	1%	10%	-3%	-5%	12%	3%	-4%	-7%	-4%	5%	-1%	-2%	-3%	

STEP CHANGE WINDOW – ENDLINE EVALUATION REPORT - ANNEX H

Table 19: Baseline-endline difference-in-difference indicators across SCW project areas

EM HHS and SVS Difference-in-difference by SCW project area		5000	4999	5085	5147	5224	5097	5098	5170	5136	5252	5099	5096	5253	5274	5243	5101	5103	5102
		All excl. Camf.	All	BRAC Afg	AKF Afg	ACTD Afg	IRC DRC	STC Eth	ChHp Eth	WUSC Ken	CfBT Ken	STC Moz	Plan Sie	Relief Som	CARE Som	WV Zimb	Camfed Z-T	Camf Zim	Camf Tan
1	EGRA invented word	1.5	2.1	0.5	4.2	1.1	6.2	-1.5	1.6	6.2	4.5	-1.8	-0.3	6.8	-0.6	-2.6	7.3	6.5	8.9
1	EGRA letter sound	2.2	1.9	0.7	6.9	1.7	0.8	-2.7	2.9	-0.3	7.2	1.1	-2.1	0.0	4.0	1.0	0.7	0.9	0.7
1	EGRA oral reading	1.1	2.7	0.9	4.4	3.6	2.8	-2.8	1.1	8.8	13.2	-2.4	-3.4	5.4	-2.6	-3.5	15.0	22.6	-1.0
1	EGRA reading comprehension	0.1	0.1	-0.1	0.3	0.3	0.0	-0.1	0.1	0.3	0.4	-0.1	-0.2	-0.1	-0.2	0.0	0.8	0.6	1.3
1	EGRA B oral reading																		
1	EGRA B reading comprehension																		
1	EGMA number identification	0.5	1.6	0.3	1.5	0.1	1.3	-5.6	3.3	0.8	2.3	-0.1	-0.4	0.5	4.6	-1.9	11.8	12.7	10.1
1	EGMA quantity comparison	0.1	0.3	-0.2	0.5	0.3	-0.7	-0.6	0.9	-0.1	1.0	0.5	-0.3	-0.6	-0.3	-0.6	2.7	2.4	3.5
1	EGMA missing number	0.1	0.3	0.5	0.5	0.6	-0.6	-0.5	0.4	0.3	0.5	-0.2	-0.7	0.0	-0.6	-0.1	2.4	2.5	2.3
1	EGMA addition level 1	0.8	0.9	0.7	2.0	0.5	2.1	-0.5	1.0	3.0	2.2	-0.9	-0.9	7.2	-1.8	-1.4	2.9	3.1	2.5
1	EGMA subtraction level 1	0.4	0.6	0.7	2.3	0.7	1.6	-0.4	0.1	2.2	0.9	-1.8	0.9	3.7	-4.6	-0.7	2.9	3.2	2.1
1	EGMA addition written ex	0.0	0.1	0.0	0.1	0.3	-0.2	-0.1	0.2	0.1	0.0	-0.3	-0.2	0.3	-0.6	-0.2	0.9	1.0	0.8
1	EGMA division written ex	0.1	0.1	0.2	0.3	0.0	0.0	0.0	-0.1	0.4	0.4	-0.2	0.2	0.2	-0.4	0.1	0.7	0.6	1.0
1	EGMA multiplication written ex	0.0	0.1	0.1	0.3	0.0	0.1	-0.1	0.1	0.3	0.2	-0.2	0.1	0.2	-0.3	0.0	0.8	0.9	0.5
1	EGMA subtraction written ex	0.1	0.1	0.1	0.8	0.3	0.0	-0.1	0.0	0.3	0.1	-0.5	-0.2	0.4	-0.6	-0.2	1.0	0.9	1.2
1	EGRA total score / 100 (proportion correct)	2%	3%	1%	7%	3%	4%	-3%	3%	7%	12%	-2%	-3%	5%	0%	-2%	11%	14%	5%
1	EGMA total score / 100 (% correct)	2%	4%	2%	9%	3%	4%	-8%	6%	8%	8%	-4%	-1%	12%	-5%	-5%	27%	28%	25%
1	O - Girl is enrolled (PCG)	-3%	1%	-5%	-12%	-1%	-9%	4%	5%	-4%	4%	2%	-10%	-12%	6%	-3%	45%	46%	43%
-1	O - Girl has never attended school	4%	0%	6%	28%	5%	3%	-2%	-5%	2%	-4%	-4%	8%	6%	5%	0%	-48%	-50%	-46%
1	O - Girl's attendance (PCG)	0%	0%	-1%	7%	-1%	0%	-4%	1%	1%	-4%	0%	0%	1%	-8%	1%	3%	1%	4%
-1	O - Girl hasn't attended most school days (PCG)	1%	1%	7%	-6%	4%	5%	-2%	0%	-9%	8%	0%	7%	-2%	31%	-2%	-7%	-2%	-10%
1	O - Girl's attendance (SVS - same questions as PCG)																		
1	O - Percentage of days attended (SVS)																		
1	O(B) - Boy is enrolled (PCG)	2%	1%				-11%	2%	-11%	1%	5%	13%	4%	20%	12%	-7%	-5%	-7%	-7%
1	O(B) - Boy's HHS attendance (PCG)	0%	0%				-2%	-1%	3%	-1%	-4%	0%	-2%	0%	3%	1%	2%	2%	1%
0	O(S) - Age at which girl started school																		
0	O(S) - Number of years enrolled in school																		
0	O(S) - Number of years enrolled in school																		
-1	O - Girl scored zero wpm	1%	-2%	-1%	-4%	-1%	-1%	8%	-10%	1%	1%	5%	4%	-3%	1%	7%	-30%	-31%	-31%
1	E - Did girl have a scholarship or bursary since BL?	2%	2%	-1%	-2%	-1%	1%	3%	2%	17%	5%	6%	-2%	6%	-1%	-6%	1%	2%	-2%
1	E - Apart from family, friends, school, did anyone give girl school books since	0%	0%	-1%	-5%	2%	1%	0%	4%	-2%	-6%	8%	-1%	12%	2%	-4%	2%	5%	-7%
1	E - Did girl attend any special classes or study groups since BL?	0%	0%	4%	-1%	3%	17%	-16%	13%	-6%	-7%	-5%	2%	0%	7%	-3%	9%	0%	22%

STEP CHANGE WINDOW – ENDLINE EVALUATION REPORT - ANNEX H

1	E - Did girl receive any special tutoring or help with her schoolwork since BL?	2%	1%	2%	2%	-1%	8%	-13%	21%	6%	5%	-11%	5%	1%	-3%	5%	-1%	-5%	2%
1	E - Did anyone talk to girl about enrolling or staying in school since BL?	1%	1%	3%	5%	0%	10%	-10%	7%	-2%	-2%	1%	10%	8%	-12%	-1%	10%	3%	21%
1	E (svs) - Did girl have a scholarship or bursary during past year?	2%	2%					4%	4%	3%	-1%			-5%	29%	-10%			
1	E (svs) - Did girl attend any special classes or study groups during past year?	3%	3%					12%	12%	-2%	-8%	-4%	9%	17%	8%	4%			
1	E (svs) - Did girl receive any special tutoring or help with her schoolwork?	-5%	-5%					11%	-11%	14%	-20%	0%	-34%	8%	-5%	5%			
1	E (svs) - NGO/religious org ^o supplied additional funds to school in last year	19%	19%					59%	36%	1%	-24%	14%	54%	-5%	-44%	33%			
1	E (svs) - Any activities to improve learning conditions since baseline																		
1	E (svs) - Ongoing measures to specifically support girls in girl's school	-5%	-5%					-70%	-46%	-5%	-8%	-10%	3%	34%	-17%	25%			
1	E (svs) - Ongoing measures to specifically support marginalised girls in girl's	10%	10%					37%	-7%	-2%	-10%	-37%	56%	0%	37%				
1	E - Closest primary school built since baseline																		
1	E - Closest secondary school built since baseline																		
1	E (svs) - Last year, teachers participated in training in general teaching metho																		
1	E (svs) - Last year, teachers participated in training in gender sensitive pedag																		
1	E (svs) - Last year, teachers participated in training in special needs educatio																		
1	E (svs) - Last year, teachers participated in training in mentoring or coaching																		
0	F(S) - HOH has completed some years of primary or less	1%	1%	3%	7%	-1%	2%	1%	-8%	3%	9%	5%	-6%	4%	-8%	5%	-4%	-9%	5%
0	F(S) - Head of household is a male	1%	0%	0%	1%	-1%	-1%	4%	1%	-1%	-1%	9%	1%	-9%	0%	-2%	-8%	-3%	-15%
-1	F - PCG cannot read or write a letter in LOI	-2%	-1%	-1%	-1%	1%	-5%	0%	2%	-1%	-11%	1%	6%	-6%	-1%	-4%	6%	7%	5%
1	F - Girl's mother is a member of the HH	1%	1%	1%	0%	-2%	1%	-2%	-3%	3%	1%	5%	3%	0%	4%	7%	-4%	-1%	-7%
1	F - Girl's father is a member of the HH	0%	0%	0%	-4%	-4%	5%	3%	0%	-14%	5%	1%	-1%	3%	8%	5%	-4%	0%	-11%
-1	F - Girls' parents are not member of the HH	-2%	-1%			1%	-3%	1%	1%	-2%	-5%	-1%	-2%	-3%	-3%	-6%	5%	1%	11%
0	F(S) - Girl doesn't speak the official LOI (or just a little)	-1%	0%	-3%	2%	1%	9%	-16%	0%	21%	-9%	-5%	12%	5%	-2%	0%	11%	20%	0%
0	F(S) - Girl has disabilities	-1%	-1%	-1%	0%	2%	-5%	1%	0%	-7%	-3%	1%	2%	0%	-4%	-5%	1%	-1%	8%
-1	F - Girl has had a serious illness last year	3%	3%	4%	0%	1%	20%	0%	1%	-3%	10%	-3%	16%	-3%	11%	-3%	-4%	0%	-10%
0	F(S) - LOI different from language spoken at home	2%	1%	4%	-2%		15%	-34%	2%	-1%	12%	4%	6%	29%	0%	2%	0%	20%	-20%
-1	F - Household did not live in this village one year ago	2%	1%	2%	-1%	1%	1%	1%	1%	9%	0%	-2%	4%	4%	8%	2%	-3%	-2%	-4%
-1	P - Girl spends more than one hour a day doing non-school work	-4%	-2%	-16%	4%	-18%	-10%	0%	-8%	6%	-3%	7%	-12%	-8%	-10%	9%	23%	24%	0%
-1	P - Difficult to afford for girl to go to school	-3%	-3%	-7%	-26%	-7%	0%	4%	-9%	28%	6%	3%	21%	13%	2%	-12%	-6%	-4%	-1%
0	P(S) - Household unable to meet basic needs	0%	0%										-1%				1%	1%	
-1	P - Household doesn't own land for themselves																		

STEP CHANGE WINDOW – ENDLINE EVALUATION REPORT - ANNEX H

-1	P - Gone to sleep at night feeling hungry more than 5 days in past year																		
-1	P - Gone without enough clean water more than 5 days in past year																		
-1	P - Gone without medicine/ treatment more than 5 days in past year																		
-1	P - Girl sometimes feels hungry at school																		
-1	A - Thinking now, PCG doesn't want her to go beyond primary level	1%	1%	2%	11%	-1%	2%	-1%	-4%	9%	-4%	-6%		6%	10%	-1%	-2%		-6%
-1	A - When girls go to school they learn less than boys (PCG)	-2%	-3%	-7%	1%	-17%	-9%	3%	-1%	4%	-6%	-3%	11%	-1%	-7%	1%	-5%	1%	-17%
-1	A - Decisions about girl's education are made by adults only																		
-1	A - Most/Some people in the village don't usually send girls to school	-1%	-1%	-4%	-6%	-6%	-9%	7%	1%	12%	-2%	1%	4%	-1%	5%	-9%	2%	3%	0%
-1	A - No school committee or household members not involved	5%	4%	2%	3%	2%	5%	0%	14%	2%	13%	-8%	6%	12%	9%	6%	2%	1%	-10%
-1	A - Girls doesn't like school or only sometimes	0%	0%	6%	7%	-12%	-9%	-2%	-5%	8%	0%	-4%	1%	2%	1%	-6%	1%	2%	-2%
-1	A - (7-10 ONLY) Girl doesn't think it's good for children to go to school	-3%	-3%	-3%	0%	-9%	-1%	7%	-5%	-6%	3%	-31%	4%	-20%	15%	4%			
-1	A - Girl doesn't think school is important for what she wants to do when she gro	1%	1%	1%	4%	-2%	-5%	5%	-1%	4%	2%	-3%		20%	8%	-6%	-2%	0%	-6%
1	A (lik) - I can make decisions about school and my future																		
1	A (lik) - When I get up I am eager to go to school																		
-1	A (lik) - I feel afraid at school																		
1	A (lik) - I usually try to do my best at school																		
-1	A (lik) - My teacher speaks in a way that is difficult to understand																		
1	A (lik) - My teacher says interesting things																		
1	A (lik) - My teacher gives me interesting things to do																		
-1	A (lik) - My teacher is often absent for class																		
1	A (lik) - My teacher helps me when I struggle with an exercise																		
1	A (lik) - I enjoy reading																		
-1	A (lik) - I find reading difficult																		
1	A (lik) - Important to read well if I want a better life																		
-1	A (lik) - I get nervous when I have to read in front of others																		
1	A (lik) - I read to learn new things																		
1	A (lik) - I enjoy doing maths																		
-1	A (lik) - I find maths difficult																		
1	A (lik) - Important to do well in maths if I want a better life																		
-1	A (lik) - I get nervous when I have to do maths in front of others																		

STEP CHANGE WINDOW – ENDLINE EVALUATION REPORT - ANNEX H

-1	V - Girl has had dangerous experience travelling around in this area in the past	-1%	-1%	-2%	0%	-7%	-8%	3%	-4%	-4%	1%	-4%	3%	0%	-3%	5%	1%	-2%	7%
-1	V - Violence at girl's school in the past year	-1%	-1%	1%	-10%	-6%	-5%	1%	-2%	-3%	-1%	8%	0%	8%	10%	1%	1%	5%	-8%
-1	V - Travel to schools in the area is not very safe																		
-1	S(S) - Walk minutes to go to school	-108%	-117%	49%			309%	-61%	-195%	-128%	-36%	-144%	-237%	98%	-255%	-159%	-86%	49%	-246%
-1	S - Classrooms are not satisfactory at girl's school	1%	0%	-5%	-19%	-15%	34%	-2%	-7%	26%	8%	8%	-9%	3%	11%	7%	-7%	-1%	-16%
-1	S - Toilets are not satisfactory at girl's school	-5%	-4%	7%	-33%	-23%	22%	30%	-10%	-5%	9%	-11%	1%	-12%	0%	-4%	11%	3%	21%
-1	S - Textbooks are not satisfactory at girl's school	5%	5%	11%	-10%	3%	37%	24%	1%	40%	10%	0%	-6%	4%	3%	-7%	-1%	-18%	12%
-1	S - Teaching is not satisfactory at girl's school	0%	1%	-5%	-27%	-7%	-4%	11%	5%	23%	10%	-3%	9%	3%	2%	0%	5%	-6%	15%
-1	S - Teacher is absent at least a few times a month	0%	0%	1%	-10%	0%	-2%	9%	-7%	16%	5%	-2%	0%	-11%	15%	-7%	6%	13%	-17%
-1	S - In past 12m, had to pay for tuition fees for girl																		
-1	S - In past 12m, had to pay for school books/materials for girl																		
-1	S - In past 12m, had to pay for school books/materials for girl																		
-1	S - In past 12m, had to pay for school building or maintenance for girl																		
-1	S - In past 12m, had to pay for transportation to school for girl																		
-1	S - In past 12m, had to pay for school lunches for girl																		
-1	S - In past 12m, had to pay for other things for girl																		
-1	S - Doesn't bring lunch to school or just from time to time																		
-1	S - School doesn't provide lunch or just from time to time																		
-1	S (svs) - Children do not use textbooks in class																		
-1	S (svs) - Children are unable to take text books home																		
-1	S (svs) - Children in girl's class do not use chalkboards																		
-1	S (svs) - More than 25% of teachers absent at least one day last month																		
-1	S (svs) - There are 30 children or more in girl's class																		
-1	S (svs) - Less than half students are girls in girl's class (excludes about half	-6%	-6%				26%	13%	-12%	-8%	17%	-20%		-51%	-24%	-7%			
-1	S (svs) - Girl's main teacher is a male	2%	2%				29%	3%	6%	-8%	22%	0%		-5%	-4%	0%			
-1	S (svs) - Girl's school is mixed (boys and girls)	-2%	-2%				-8%			0%	-5%			-3%	-4%				
1	S (svs) - School doesn't have electricity all day	-9%	-9%					25%	-14%	34%	-33%	-15%		-3%	-36%	-34%			
1	S (svs) - School doesn't have access to water	-1%	-1%				-8%	25%	-23%	16%	-1%	-14%		40%	-60%	15%			
1	S (svs) - School doesn't have a roof	-6%	-6%				14%	-29%	-10%	3%	6%	-7%		-24%	-4%	3%			
1	S (svs) - School doesn't have indoor toilets	0%	0%				49%	-12%	23%	30%	-29%	-10%		-12%	-17%	-11%			
-1	S (svs) - There is no separate toilets for girls and boys																		
1	S (svs) - Number of classrooms in girl's school	9%	9%				914%	3%	296%	-184%	-147%	51%		-378%	163%	-7%			
1	S (svs) - Number of teachers working full time at girl's school	-33%	-33%				673%	101%	351%	-691%	-221%	43%		-28%	-115%	12%			

STEP CHANGE WINDOW – ENDLINE EVALUATION REPORT - ANNEX H

1	S (svs) - Average number of hours taught per day	-18%	-18%				-155%	15%	21%	-69%	18%	-74%		112%	-99%	-6%			
1	S (svs) - Number of days a week girl's school is in session	8%	8%				44%		3%	-7%	2%	50%		-9%	5%	-17%			
1	S - PCG mentioned more schools (any type) in the village since baseline																		
-1	S - PCG mentioned fewer schools (any type) in the village since baseline																		
1	S - PCG mentioned more teachers (any gender) at girl's school since baseline																		
-1	S - PCG mentioned fewer teachers (any gender) at girl's school since baseline																		

STEP CHANGE WINDOW – ENDLINE EVALUATION REPORT - ANNEX H

Tables 20: Endline averages and differences across time for across all SCW project areas excluding Camfed

EM HHS and SVS All SCW project areas exclude Camfed		Endline				Difference (Endline - Midline)				Difference (Endline - Baseline)			
		T	T (N)	C	C (N)	T	C	DID (T - C)	DID p-value	T	C	DID (T - C)	DID p-value
1	EGRA invented word	21.6	2684	20.8	2488	0.8	1.6	-0.6	0.32	9.7	9.5	1.5	0.10
1	EGRA letter sound	30.9	2685	29.6	2489	0.3	2.4	-1.2	0.23	12.2	11.1	2.2	0.15
1	EGRA oral reading	39.2	2684	38.0	2489	1.1	3.1	-1.7	0.10	16.5	17.1	1.1	0.58
1	EGRA reading comprehension	1.4	2684	1.3	2488	-0.1	0.0	-0.1	0.20	0.4	0.4	0.1	0.43
1	EGRA B oral reading	21.9	2683	20.8	2488	-1.6	0.1						
1	EGRA B reading comprehension	0.7	2683	0.7	2488	-0.1	-0.1						
1	EGMA number identification	26.8	2707	26.7	2510	3.1	3.3	-0.2	0.77	10.0	10.3	0.5	0.54
1	EGMA quantity comparison	6.3	2708	6.2	2510	0.5	0.6	-0.2	0.08	2.1	2.1	0.1	0.59
1	EGMA missing number	4.4	2707	4.3	2510	0.3	0.5	-0.2	0.05	1.5	1.6	0.1	0.41
1	EGMA addition level 1	11.3	2707	11.1	2509	0.3	0.4	0.4	0.31	4.6	4.4	0.8	0.09
1	EGMA subtraction level 1	8.5	2708	8.1	2509	0.0	-0.1	0.2	0.57	3.3	3.2	0.4	0.31
1	EGMA addition written ex	2.0	2707	2.0	2510	0.2	0.3	-0.1	0.17	0.8	0.8	0.0	0.90
1	EGMA division written ex	0.7	2707	0.7	2510	0.0	0.0	0.0	0.80	0.4	0.4	0.1	0.32
1	EGMA multiplication written ex	0.8	2707	0.7	2510	-0.1	-0.1	-0.1	0.07	0.4	0.4	0.0	0.50
1	EGMA subtraction written ex	1.5	2707	1.5	2510	0.2	0.3	0.0	0.42	0.8	0.8	0.1	0.38
1	EGRA total score across all subtasks (proportion correct)	43%	2683	41%	2488	1%	3%	-2%	0.09	18%	17%	2%	0.20
1	EGMA total score across all subtasks (proportion correct)	65%	2705	64%	2508	5%	5%	0%	0.95	25%	25%	2%	0.22
1	O - Girl is enrolled (PCG)	82%	2815	82%	2622	1%	0%	0%	0.93	7%	8%	-3%	0.22
-1	O - Girl has never attended school	10%	2804	9%	2608	1%	3%	-1%	0.47	-10%	-12%	4%	0.09
1	O - Girl's attendance (PCG)	86%	2299	86%	2129	-1%	-2%	1%	0.37	-1%	-2%	0%	0.84
-1	O - Girl hasn't attended most school days (PCG)	14%	2299	15%	2129	6%	8%	-2%	0.34	6%	8%	1%	0.52
1	O - Girl's attendance (SVS - same questions as PCG)	85%	1567	85%	1471	-1%	-2%						
1	O - Percentage of days attended (SVS)	86%	1265	89%	1135	-1%	2%						
1	O(B) - Boy is enrolled (PCG)	78%	1895	76%	1784	-1%	-3%	1%	0.48	5%	-2%	2%	0.56
1	O(B) - Boy's HHS attendance (PCG)	86%	1464	87%	1343	-1%	-1%	0%	0.85	-2%	-2%	0%	0.72
0	O(S) - Age at which girl started school	6.7	2454	6.5	2256								
0	O(S) - Number of years enrolled in school	5.4	2561	5.2	2342								
0	O(S) - Number of years enrolled in school	5.4	2561	5.2	2342								
-1	O - Girl scored zero wpm	30%	2684	30%	2489	-4%	-7%	4%	0.03	-23%	-26%	1%	0.59
1	E - Did girl have a scholarship or bursary since BL?	10%	2798	8%	2602	-1%	-4%	3%	0.12	7%	5%	2%	0.18
1	E - Apart from family, friends, school, did anyone give girl school books since	10%	2782	10%	2598	1%	2%	0%	0.86	5%	5%	0%	0.81
1	E - Did girl attend any special classes or study groups since BL?	19%	2744	17%	2556	7%	7%	-1%	0.53	11%	10%	0%	0.95

STEP CHANGE WINDOW – ENDLINE EVALUATION REPORT - ANNEX H

1	E - Did girl receive any special tutoring or help with her schoolwork since BL?	16%	2759	14%	2574	6%	6%	1%	0.41	8%	6%	2%	0.43
1	E - Did anyone talk to girl about enrolling or staying in school since BL?	15%	2764	16%	2565	2%	3%	-1%	0.44	8%	7%	1%	0.78
1	E (svs) - Did girl have a scholarship or bursary during past year?	9%	1371	6%	1305	-5%	-2%	-4%	0.13	5%	2%	2%	0.38
1	E (svs) - Did girl attend any special classes or study groups during past year?	30%	1394	27%	1288	12%	12%	1%	0.81	15%	12%	3%	0.61
1	E (svs) - Did girl receive any special tutoring or help with her schoolwork?	27%	1381	26%	1296	6%	10%	-7%	0.11	10%	11%	-5%	0.34
1	E (svs) - NGO/religious org ^o supplied additional funds to school in last year	46%	1419	32%	1305	-3%	-4%	-3%	0.68	-3%	-15%	19%	0.06
1	E (svs) - Any activities to improve learning conditions since baseline	79%	1419	74%	1305	10%	5%						
1	E (svs) - Ongoing measures to specifically support girls in girl's school	72%	1419	66%	1305	1%	5%	-11%	0.07	26%	29%	-5%	0.54
1	E (svs) - Ongoing measures to specifically support marginalised girls in girl's	67%	1030	65%	899	10%	15%	-4%	0.69	31%	36%	10%	0.35
1	E - Closest primary school built since baseline	30%	2671	32%	2486	-5%	-4%						
1	E - Closest secondary school built since baseline	30%	2468	32%	2275	-5%	-4%						
1	E (svs) - Last year, teachers participated in training in general teaching metho	72%	1419	79%	1305	1%	6%						
1	E (svs) - Last year, teachers participated in training in gender sensitive pedag	58%	1419	55%	1305	4%	4%						
1	E (svs) - Last year, teachers participated in training in special needs educatio	28%	1419	26%	1305	0%	3%						
1	E (svs) - Last year, teachers participated in training in mentoring or coaching	51%	1419	50%	1305	5%	13%						
0	F(S) - HOH has completed some years of primary or less	67%	2747	67%	2553	-2%	0%	0%	0.81	-1%	-2%	1%	0.41
0	F(S) - Head of household is a male	75%	2814	76%	2622	3%	2%	2%	0.19	1%	2%	1%	0.68
-1	F - PCG cannot read or write a letter in LOI	70%	2808	71%	2616	0%	1%	0%	0.83	0%	0%	-2%	0.15
1	F - Girl's mother is a member of the HH	89%	2815	89%	2622	4%	5%	-1%	0.36	-2%	-3%	1%	0.18
1	F - Girl's father is a member of the HH	75%	2806	77%	2615	2%	1%	1%	0.34	-5%	-4%	0%	0.75
-1	F - Girls' parents are not member of the HH	8%	2806	8%	2615	-2%	-2%	-1%	0.46	1%	2%	-2%	0.09
0	F(S) - Girl doesn't speak the official LOI (or just a little)	43%	2608	46%	2428	1%	2%	0%	.	1%	4%	-1%	0.86
0	F(S) - Girl has disabilities	8%	2368	10%	2216	1%	1%	1%	0.16	5%	6%	-1%	0.47
-1	F - Girl has had a serious illness last year	18%	2811	15%	2617	4%	2%	3%	0.09	7%	4%	3%	0.07
0	F(S) - LOI different from language spoken at home	54%	2301	59%	2150	2%	0%	0%	.	3%	2%	2%	0.22
-1	F - Household did not live in this village one year ago	9%	2621	8%	2423	6%	6%	-1%	0.18	4%	2%	2%	0.12
-1	P - Girl spends more than one hour a day doing non-school work	64%	2545	61%	2391	-6%	-6%	1%	0.70	5%	4%	-4%	0.24
-1	P - Difficult to afford for girl to go to school	51%	2306	53%	2129	-2%	0%	0%	0.92	6%	9%	-3%	0.41
0	P(S) - Household unable to meet basic needs	40%	2265	39%	2131	-1%	0%	0%	.	0%	0%	0%	0.32
-1	P - Household doesn't own land for themselves	31%	1995	30%	1866	0%	-2%						
-1	P - Gone to sleep at night feeling hungry more than 5 days in past year	14%	2770	14%	2573	-2%	-3%						

STEP CHANGE WINDOW – ENDLINE EVALUATION REPORT - ANNEX H

-1	P - Gone without enough clean water more than 5 days in past year	20%	2782	18%	2580	-4%	-4%						
-1	P - Gone without medicine/ treatment more than 5 days in past year	26%	2759	24%	2563	-12%	-10%						
-1	P - Girl sometimes feels hungry at school	50%	2281	51%	2131	-7%	-4%						
-1	A - Thinking now, PCG doesn't want her to go beyond primary level	9%	2720	8%	2502	-10%	-10%	0%	0.83	-8%	-8%	1%	0.81
-1	A - When girls go to school they learn less than boys (PCG)	11%	2694	11%	2503	0%	1%	1%	0.71	-1%	0%	-2%	0.28
-1	A - Decisions about girl's education are made by adults only	37%	2784	36%	2589	-4%	-4%						
-1	A - Most/Some people in the village don't usually send girls to school	18%	2780	21%	2583	-3%	-4%	1%	0.52	2%	5%	-1%	0.45
-1	A - No school committee or household members not involved	76%	2763	77%	2579	-4%	-3%	1%	0.73	-6%	-7%	5%	0.04
-1	A - Girls doesn't like school or only sometimes	11%	2598	10%	2414	0%	-2%	1%	0.47	3%	2%	0%	0.95
-1	A - (7-10 ONLY) Girl doesn't think it's good for children to go to school	4%	737	5%	760	1%	1%	-1%	0.70	1%	2%	-3%	0.26
-1	A - Girl doesn't think school is important for what she wants to do when she go	5%	2184	4%	1987	2%	2%	1%	0.39	2%	1%	1%	0.30
1	A (lik) - I can make decisions about school and my future	0.8	2148	0.8	1940	0.0	0.0						
1	A (lik) - When I get up I am eager to go to school	1.0	2293	1.0	2137	0.0	0.0						
-1	A (lik) - I feel afraid at school	0.3	2280	0.3	2129	0.0	0.0						
1	A (lik) - I usually try to do my best at school	1.0	2274	1.0	2129	0.0	0.0						
-1	A (lik) - My teacher speaks in a way that is difficult to understand	0.3	2285	0.3	2133	-0.2	-0.2						
1	A (lik) - My teacher says interesting things	0.9	2292	0.9	2133	0.0	0.0						
1	A (lik) - My teacher gives me interesting things to do	0.9	2286	0.9	2127	0.0	0.1						
-1	A (lik) - My teacher is often absent for class	0.2	2293	0.2	2136	-0.1	-0.1						
1	A (lik) - My teacher helps me when I struggle with an exercise	0.8	2274	0.8	2128	0.0	0.0						
1	A (lik) - I enjoy reading	1.0	1917	1.0	1813	0.0	0.0						
-1	A (lik) - I find reading difficult	0.3	1899	0.3	1807	-0.1	-0.1						
1	A (lik) - Important to read well if I want a better life	1.0	1906	1.0	1808	0.0	0.0						
-1	A (lik) - I get nervous when I have to read in front of others	0.2	1901	0.2	1804	-0.1	-0.1						
1	A (lik) - I read to learn new things	95%	1906	95%	1801	1%	1%						
1	A (lik) - I enjoy doing maths	86%	2707	84%	2543	0%	-2%						
-1	A (lik) - I find maths difficult	44%	2694	49%	2532	-9%	-5%						
1	A (lik) - Important to do well in maths if I want a better life	0.9	2678	0.9	2526	0.0	0.0						
-1	A (lik) - I get nervous when I have to do maths in front of others	31%	2690	34%	2526	-16%	-12%						
-1	V - Girl has had dangerous experience travelling around in this area in the past	6%	2805	8%	2596	1%	2%	-1%	0.37	4%	5%	-1%	0.21
-1	V - Violence at girl's school in the past year	5%	2266	5%	2103	-2%	-1%	-2%	0.18	2%	2%	-1%	0.60
-1	V - Travel to schools in the area is not very safe	13%	2784	13%	2587	-1%	0%						

STEP CHANGE WINDOW – ENDLINE EVALUATION REPORT - ANNEX H

-1	S(S) - Walk minutes to go to school	1929%	1464	1894%	1381	-137%	-52%	0%	.	101%	95%	-108%	0.28
-1	S - Classrooms are not satisfactory at girl's school	21%	2233	26%	2071	-6%	-9%	4%	0.08	-8%	-7%	1%	0.80
-1	S - Toilets are not satisfactory at girl's school	27%	2157	31%	2005	-3%	-5%	1%	0.62	-7%	-7%	-5%	0.24
-1	S - Textbooks are not satisfactory at girl's school	36%	2119	40%	1982	-3%	-5%	0%	0.87	0%	-1%	5%	0.25
-1	S - Teaching is not satisfactory at girl's school	20%	2177	22%	2039	-4%	-8%	3%	0.16	-6%	-5%	0%	0.95
-1	S - Teacher is absent at least a few times a month	17%	2231	16%	2066	-4%	-2%	-2%	0.40	3%	0%	0%	0.98
-1	S - In past 12m, had to pay for tuition fees for girl	46%	2309	45%	2141	8%	8%						
-1	S - In past 12m, had to pay for school books/materials for girl	54%	2308	56%	2146	8%	9%						
-1	S - In past 12m, had to pay for school books/materials for girl	65%	2312	67%	2150	6%	8%						
-1	S - In past 12m, had to pay for school building or maintenance for girl	37%	2297	40%	2136	16%	14%						
-1	S - In past 12m, had to pay for transportation to school for girl	7%	2309	6%	2142	5%	3%						
-1	S - In past 12m, had to pay for school lunches for girl	22%	2306	23%	2147	11%	13%						
-1	S - In past 12m, had to pay for other things for girl	15%	2317	15%	2152	5%	4%						
-1	S - Doesn't bring lunch to school or just from time to time	71%	2305	70%	2144	-14%	-14%						
-1	S - School doesn't provide lunch or just from time to time	83%	2308	78%	2146	-7%	-13%						
-1	S (svs) - Children do not use textbooks in class	12%	1567	12%	1472	-3%	1%						
-1	S (svs) - Children are unable to take text books home	30%	1387	29%	1289	5%	-3%						
-1	S (svs) - Children in girl's class do not use chalkboards	53%	1568	48%	1472	5%	0%						
-1	S (svs) - More than 25% of teachers absent at least one day last month	33%	1412	33%	1304	-11%	-17%						
-1	S (svs) - There are 30 children or more in girl's class	57%	1568	54%	1472	-18%	-20%						
-1	S (svs) - Less than half students are girls in girl's class (excludes about half)	44%	1568	42%	1472	9%	-2%	12%	0.00	5%	4%	-6%	0.27
-1	S (svs) - Girl's main teacher is a male	70%	1568	70%	1472	1%	2%	0%	0.90	7%	5%	2%	0.59
-1	S (svs) - Girl's school is mixed (boys and girls)	97%	1419	98%	1305	-1%	0%	-1%	0.13	-1%	0%	-2%	0.06
1	S (svs) - School doesn't have electricity all day	0.6	1419	0.7	1305	-0.1	0.0	-12%	0.01	-0.1	-0.1	-9%	0.17
1	S (svs) - School doesn't have access to water	0.6	1410	0.5	1304	0.0	0.0	-6%	0.22	0.1	0.2	-1%	0.93
1	S (svs) - School doesn't have a roof	0.0	1419	0.1	1305	0.0	0.0	-7%	0.02	0.0	0.0	-6%	0.11
1	S (svs) - School doesn't have indoor toilets	0.2	1419	0.2	1305	-0.1	-0.1	3%	0.64	-0.3	-0.3	0%	0.99
-1	S (svs) - There is no separate toilets for girls and boys	12%	1419	17%	1305	-2%	-2%						
1	S (svs) - Number of classrooms in girl's school	1076%	1419	1102%	1305	45%	39%	-12%	0.78	110%	127%	9%	0.91
1	S (svs) - Number of teachers working full time at girl's school	1565%	1410	1651%	1280	40%	43%	12%	0.88	204%	248%	-33%	0.78
1	S (svs) - Average number of hours taught per day	608%	1410	658%	1293	-12%	17%	-26%	0.21	-40%	18%	-18%	0.58
1	S (svs) - Number of days a week girl's school is in session	534%	1419	528%	1305	32%	32%	0%	0.98	16%	7%	8%	0.26
1	S - PCG mentioned more schools (any type) in the village since baseline	22%	2263	18%	2087								

STEP CHANGE WINDOW – ENDLINE EVALUATION REPORT - ANNEX H

-1	S - PCG mentioned fewer schools (any type) in the village since baseline	2%	2263	2%	2087									
1	S - PCG mentioned more teachers (any gender) at girl's school since baseline	39%	2019	38%	1895									
-1	S - PCG mentioned fewer teachers (any gender) at girl's school since baseline	7%	2019	8%	1895									
1	S - (More schools (no specific school type ment)	13%	2263	11%	2087	-1%	1%							
1	S - (More government or public schools)	5%	2263	4%	2087	-2%	-3%							
1	S - (More private schools)	6%	2263	4%	2087	1%	-1%							
1	S - (More religious / church / Quran schools)	3%	2263	3%	2087	-3%	-3%							
-1	S - (Fewer schools (no specific school type men)	1%	2263	1%	2087	-5%	-5%							
-1	S - (Fewer government or public schools)	1%	2263	1%	2087	-4%	-5%							
-1	S - (Fewer private schools)	1%	2263	0%	2087	-4%	-4%							
1	S - (More teachers (no gender specified))	26%	2019	29%	1895	7%	9%							
1	S - (More male teachers)	10%	2019	7%	1895	-4%	-4%							
1	S - (More female teachers)	11%	2019	10%	1895	-3%	-4%							
-1	S - (Fewer teachers (no gender specified))	4%	2019	6%	1895	-3%	-1%							
-1	S - (Fewer male teachers)	2%	2019	1%	1895	-4%	-5%							
-1	S - (Fewer female teachers)	2%	2019	1%	1895	-5%	-5%							
1	S - (Better teaching)	43%	2036	46%	1885	10%	15%							
-1	S - (Poorer teaching)	4%	2036	3%	1885	-4%	-5%							
1	S - (Teachers more present)	10%	2036	9%	1885	-12%	-10%							
-1	S - (Teachers less present)	1%	2036	2%	1885	-6%	-6%							
1	S - (New teaching methods / activities)	6%	2036	6%	1885	-7%	-6%							
1	S - (More classrooms)	30%	2173	31%	1999	9%	12%							
-1	S - (Fewer classrooms)	3%	2173	3%	1999	-2%	-4%							
1	S - (Better classrooms (if not further specifie)	19%	2095	20%	1918	0%	3%							
-1	S - (Worse classrooms (if not further specified)	2%	2095	1%	1918	-3%	-4%							
1	S - (Less crowded classrooms)	3%	2095	3%	1918	-4%	-4%							
-1	S - (More crowded classrooms)	3%	2095	3%	1918	-4%	-4%							
1	S - (More / better desks or chairs)	20%	2095	19%	1918	2%	2%							
-1	S - (Worse / fewer desks or chairs)	4%	2095	3%	1918	-1%	-3%							
1	S - (New computers or screens)	0%	2095	0%	1918	-4%	-4%							
1	S - (More learning materials (no specific type)	19%	2000	20%	1841	4%	6%							
1	S - (More stationary (e.g. pens or paper))	9%	2000	8%	1841	-3%	-5%							
1	S - (More textbooks)	11%	2000	11%	1841	-5%	-4%							
-1	S - (Fewer learning materials (no specific type)	3%	2000	2%	1841	-1%	-2%							
-1	S - (Fewer stationary (e.g. pens or paper))	2%	2000	2%	1841	-2%	-2%							

STEP CHANGE WINDOW – ENDLINE EVALUATION REPORT - ANNEX H

-1	S - (Fewer textbooks)	3%	2000	3%	1841	-1%	-2%						
1	S - (Better textbooks)	31%	1891	35%	1778	11%	13%						
-1	S - (Worse textbooks)	3%	1891	3%	1778	-1%	-2%						
1	S - (Better / more facilities (no specific type)	11%	2136	11%	1964	-2%	-1%						
-1	S - (Worse / fewer facilities (no specific type)	1%	2136	1%	1964	-2%	-4%						
-1	S - (Better / more toilets)	0.1	2136	0.2	1964	0.0	0.0						
1	S - (Worse / fewer toilets)	0.0	2136	0.0	1964	0.0	0.0						
1	S - (Better / more regular access to electricity)	0.1	2136	0.1	1964	0.0	0.0						
-1	S - (Worse / less regular access to electricity)	0.0	2136	0.0	1964	0.0	0.0						
1	S - (Better roofing)	0.1	2136	0.1	1964	0.0	0.0						



Annex I – Outcome by Subgroup Reanalysis

Endline Report – Step Change Window

Final Version (December 2017)

Annex I – Outcome by Subgroup Reanalysis

SCW Outcome Subgroup Analysis – Limitations

The first step to perform the subgroup analysis was the replication of Outcome Spreadsheets in order to ensure that both the main variables to be used were correctly identified and that the data matched existing records. Due to difficulties identifying the correct variables, as well as to identify the observations that need to be excluded, STC (Mozambique) and Plan 2 (Sierra Leone) could not be replicated. In fact, eight out of 14 projects were successfully replicated while some discrepancies were found in the rest.

Once the replication process was over, the identification of variables to make subgroups in each project was performed. The main issues regarding this task were the lack of data labels and the presence of certain variables for some waves while not for others. While all available data was used, some groups of Childhope (Ethiopia) were calculated with midline data while others used only endline data. In other cases, learning and household survey data could not be merged due to difficulties determining a unique identifier or finding an identifier with duplicates. When this was the case, and the duplicated IDs were not too numerous, repeated observations were dropped in order to provide a subgroup analysis of a subsample as was the case of RI Somalia. In the case of Plan Sierra Leone, learning and household datasets had already been merged, yet the number of missing observations in household variables suggested data were only available for a subsample of girls with learning variables.

For BRAC (Afghanistan) and CARE (Somalia), datasets of different groups of girls were separated and could not be merged to provide an aggregated analysis. For the case of CARE (Somalia), this was due to different scaling methods used for calculating test scores among different types of girls rendering them incomparable. Moreover, literacy and numeracy datasets had not been merged and could not be without dropping several duplicated IDs which made replication fail. Hence, the analysis was limited to age and grade variables found in the learning datasets and separately for primary, secondary and out of school girls. For BRAC (Afghanistan) independent datasets by type of treatment were available for two of the three treatments, for which only government schools and OOSG were analyzed.

As a final remark, only very little projects had attendance data within learning datasets. Moreover, whenever data was available, OS results could be rarely replicated. Childhope (Ethiopia), Camfed (Tanzania and Zimbabwe) and WV (Zimbabwe) were the only projects where replication of attendance rates was nearly achieved.

Table 21 show project-level results of the outcome subgroup reanalysis for SCW projects' data. The key is the following:

++	The DiD indicator is positive and statistically significant at the 5% level (p-value < 0.05). Notation: 5%-DiD.
+	The DiD indicator is positive and statistically significant at the 10% level (p-value < 0.10). Notation: 10%-DiD.
✓✓	The simple difference (before-after) indicator is positive and statistically significant at the 5% level. Notation: 5%-SiD.
✓	The simple difference (before-after) indicator is positive and statistically significant at the 10% level. Notation: 10%-SiD.
⊕	Neither the DiD nor the simple difference is positive and statistically significant.
<p>Notes: For projects who have a control group, we first calculate the DiD indicator. If it is statistically significant, we report it. If it is not, we calculate the simple difference and report it if statistically significant. We only show indicators that are based on at least 30 observations. For projects whose baseline data is available, differences are calculated between baseline and endline. Otherwise, differences are calculated between midline and endline. The four projects whose only endline data is available will be described separately.</p>	

Table 21: Outcome subgroup reanalysis of SCW projects' data

SCW projects' data subgroup analysis	BRAC Afg - GOV		BRAC Afg - OOSG		STC Moz			Camf Tan			Camf Zim			AFK Afg - All		ChHp Eth			ACTD Afg - All		WV Zim			CfBT Ken		RI Som		CARE Som - PS			
	EGRA wpm	EGMA %	EGRA wpm	EGMA %	EGRA composite	EGMA overall	Att. %	National test %	National test %	Att. %	National test %	National test %	Att. %	EGRA wpm	EGMA %	EGRA wpm	EGMA %	Att. %	ASER 4 levels	ASER 7 levels	EGRA wpm	EGMA %	Att. %	UWEZO /10	UWEZO %	UWEZO /10	UWEZO /10	EGRA %	EGMA %		
N > 30	LIT	NUM	LIT	NUM	LIT	NUM	ATT	LIT	NUM	ATT	LIT	NUM	ATT	LIT	NUM	LIT	NUM	ATT	LIT	NUM	LIT	NUM	ATT	LIT	NUM	LIT	NUM	LIT	NUM	LIT	NUM
All girls	✓✓	✓✓	✓✓	✓✓	⊕	⊕	⊕	+++	+++	⊕	+++	✓✓	⊕	✓✓	✓✓	✓✓	✓✓	⊕	✓✓	✓✓	✓✓	✓✓	⊕	+++	+	✓✓	✓✓	✓✓	✓✓		
School age																															
Lower primary					⊕	⊕	⊕							✓✓	✓✓	✓✓	+++	⊕	✓✓	✓✓	✓✓	✓✓	⊕	+++	+++	⊕	⊕	✓✓	✓✓		
Upper primary	✓✓	✓✓			⊕	⊕	⊕							✓✓	✓✓	⊕	⊕	⊕	✓✓	✓✓	+++	✓✓	⊕	+++	✓✓	⊕	⊕	✓✓	✓✓		
Lower secondary								+++	+++	⊕	+++	✓✓	⊕	⊕	✓	⊕	⊕	✓✓			✓✓	⊕	⊕								
Upper secondary																															
Age groups																															
< 6 years old						⊕																									
6 – 8 years old					⊕	⊕	✓✓							✓✓	✓✓				✓✓	✓✓	✓✓	✓✓	⊕	✓✓	⊕	⊕	⊕				
9 – 11 years old	✓✓	✓✓			⊕									✓✓	✓✓	+++	+++	⊕	✓✓	✓✓	✓✓	✓✓	⊕	✓✓	✓✓	✓✓	✓✓	✓✓	✓✓		
12 – 13 years old	✓✓	✓✓	✓✓	✓										✓✓	✓✓	⊕	✓✓	⊕	✓✓	✓✓	+	✓✓	⊕	+++	+++	✓✓	✓✓	✓✓	✓✓		
14 – 15 years old	✓✓	✓✓	⊕	✓✓										✓✓	✓✓	⊕	✓✓	⊕	✓✓	✓✓	✓✓	✓✓	⊕	+++	✓✓	✓✓	✓✓	✓✓	✓✓		
16 – 17 years old	✓✓	✓✓	✓✓	✓✓				+++	+++	⊕	+++	✓✓	⊕	✓	⊕	+	✓✓	⊕	✓✓	✓✓	⊕	⊕	⊕	⊕	⊕	✓✓	✓✓	✓	⊕		
18 – 19 years old			⊕	⊕				+++	✓✓	✓	✓✓	✓✓	⊕			⊕	✓	⊕	✓✓	✓✓											
> 19 years old								⊕	⊕	⊕																					
Educational groups																															
In school	✓✓	✓✓			⊕	⊕	⊕	+++	+++	⊕	+++	✓✓	⊕	✓✓	✓✓	✓✓	✓✓	✓✓	✓✓	✓✓	✓✓	✓✓	⊕	+++	+	✓✓	✓✓	✓✓	✓✓		
Out of school					⊕	⊕								✓✓	✓✓	✓	✓✓		✓✓	✓✓	✓✓	✓✓	⊕			✓✓	✓✓				
Dropped out			✓	✓✓										⊕	⊕	⊕	✓✓														
Never attended			✓✓	✓✓																				⊕	⊕						
Has repeated grade					⊕	⊕	⊕							✓✓	✓✓	✓✓	✓✓	✓						+	✓✓	✓✓	✓✓				
Has never repeated grade					⊕	⊕	⊕							✓✓	✓✓	✓✓	✓✓	⊕						✓✓	+++	✓✓	✓✓				
Type of school																															
Boys and girls	✓✓	✓✓																				+	✓✓	⊕							
Girls only	✓✓	✓✓																													



Annex J – Effectiveness Tables

Endline Report – Step Change Window

Final Version (December 2017)

Annex J – Effectiveness: Intervention Mapping

Below we summarise the outcome of intervention mapping, which is used to capture the reported impacts of interventions on girls' attendance, literacy and numeracy outcomes at endline. All data presented below is gathered from harvesting of project endline reports. For a detailed presentation of the methodology (including limitations), refer to [Section 3.4](#).

Table 22: Attendance (A), literacy (L) and numeracy impacts by intervention type at endline

Endline evidence by intervention	BRAC	AKF	Acted	IRC	STC	ChHpe	WUSC	CfBT	STC	Plan	RI	CARE	WV	Camfd
	Afg	Afg	Afg	DRC	Eth	Eth	Ken	Ken	Moz	S-L	Som	Som	Zim	Zim-Tan
ECONOMIC INTERVENTIONS OFFSETTING THE COST OF EDUCATION														
Bursaries	L*/N*			L*/N			A		A/N	⊖	≡	⊖		A/L*
Cash Transfers								A						
Income-generating activities	⊖		⊖			≡							⊖	⊖
Loans and savings				A	⊖	A							N	A
In-kind support (school kits, menstrual supplies)	⊖	⊖	⊖		⊖	⊖	A	A	A	⊖	A*	⊖	⊖	
INFRASTRUCTURE AND RESOURCES FOR SCHOOLING														
School and classroom building/ improvement	⊖	⊖	A		⊖	L	⊖		⊖			⊖		
Toilets & WaSH facilities			⊖		⊖	⊖	⊖				A*	A	⊖	
Technology in classroom														
Learning materials (incl. textbooks)		A	L*/N*		⊖	⊖	⊖		⊖	⊖	⊖	⊖	L/N	L*/N*
TEACHER TRAINING AND SUPPORT														
Skills training	⊖	⊖				A/L/N			⊖	⊖				⊖
Gender responsive pedagogy training		⊖	L*/N*	⊖	⊖	⊖	⊖	⊖	⊖	⊖	⊖	⊖		
Inclusive classroom training	⊖	⊖							⊖					
Literacy and numeracy training	⊖	⊖		⊖	⊖			⊖	⊖			⊖	⊖	
Peer support and mentoring for teachers		⊖						⊖	⊖	⊖	⊖	⊖		⊖
Formal pre-service teacher training		⊖							⊖		⊖			
COMMUNITY-BASED INTERVENTIONS														
Media (radio, TV, advertising)		⊖	⊖				⊖		⊖	A*	A*	⊖		
Community meetings/ gatherings	⊖	⊖	A		A	⊖		⊖			⊖	⊖	⊖	
Parents' groups/ women's groups	⊖	⊖	⊖						⊖		⊖	⊖	A/L	⊖
Visits and support to households		⊖	⊖	⊖				A	⊖		⊖	⊖	⊖	
Working with men and boys		⊖					⊖	⊖			⊖	⊖	⊖	
Working with faith groups and traditional leaders		⊖	⊖								⊖	⊖	⊖	

STEP CHANGE WINDOW – ENDLINE EVALUATION REPORT - ANNEX J

Adult literacy		⊖		⊖									⊖		
EXTRA-CURRICULAR ACTIVITY AND NON-FORMAL EDUCATION															
Tutoring clubs (homework, reading/ literacy)		⊖	A	L*/N		L/N	L*/N		A	⊖	⊖	⊖			L*/N*
Mixed/ boys' clubs		⊖			⊖	⊖	⊖	⊖			⊖	⊖	⊖	⊖	⊖
Mentoring (peer support, learner guides)	L*/N*					⊖	⊖		A/ L/N			⊖	⊖	⊖	
Life skills and health information					⊖	⊖		⊖	⊖	A*	⊖		⊖	⊖	⊖
Vocational training & financial skills training			⊖							⊖					
Accelerated learning and alternative schools		L*/N*	⊖	L*/N											
SCHOOL MANAGEMENT AND GOVERNANCE INTERVENTIONS															
Technology for school management								⊖							⊖
Working with SMCs, PTAs and other stakeholder groups		⊖	⊖	⊖	⊖		⊖	⊖	⊖	⊖	⊖	⊖	⊖	⊖	⊖
Working with education authorities	⊖	⊖	⊖		⊖	⊖		⊖	⊖		⊖	⊖			⊖
Community and private schooling provision	⊖	⊖	⊖												
EMPOWERMENT AND SELF-ESTEEM INTERVENTIONS															
Safe spaces		⊖	≡						⊖			⊖	⊖		
Role models (older girls, female teachers, parents)		⊖	⊖								⊖				⊖
Mentoring	A*/ L*/ N*	⊖			⊖										⊖
Promoting girls' voice and participation		⊖	⊖			⊖		L/N				⊖	A/L/N		
MARGINALISATION-RELATED INTERVENTIONS															
Interventions in remote or nomadic locations	⊖				⊖		⊖	⊖				⊖			
Interventions addressing cultural/ linguistic exclusion					⊖			⊖							
Interventions addressing disability	⊖									⊖					
Interventions with other marginalised groups						⊖							⊖	L*/N*	
VIOLENCE-RELATED INTERVENTIONS															
Community awareness around violence		⊖	⊖		⊖				⊖		⊖	⊖	⊖		
Child protection policies development in schools				⊖	⊖	⊖			⊖		⊖		⊖	⊖	⊖
Improvement of referral systems / paths		⊖			⊖	A/L/ N			⊖		⊖		⊖		
Interventions against corporal punishment		A/L*				⊖					⊖	⊖			
Interventions against peer violence (between children)	⊖														

STEP CHANGE WINDOW – ENDLINE EVALUATION REPORT - ANNEX J

Interventions against child marriage and FGM										⊖		⊖	⊖	⊖	
Interventions against abuse from adults in charge			⊖											⊖	

- Notes:**
- 1 – **A*** indicates that the attendance target has been achieved from baseline to endline (only for projects with conclusive/partly conclusive data)
 - 2 – **L*** indicates that the literacy target has been achieved from baseline to endline (only for projects with conclusive/ partly conclusive data)
 - 3 – **N*** indicates that the numeracy target has been achieved from baseline to at endline (only for projects with conclusive/ partly conclusive data)
 - 4 – Inconclusive or missing evidence is marked with '⊖'
 - 5 – Interventions not included in project designs are marked in grey
 - 6 – Limited or no further changes since midline are indicated by '≡'

Below we summarise the outcome of barrier mapping, which is used to capture the reported impacts of interventions on barriers to girls' education. All data presented below is gathered from harvesting of project endline reports.

Types of evidence in relation to changes in barriers	Key
Barriers which have lessened or been removed: Barriers found at baseline or midline for which evidence shows that their influence is lesser or none at endline. Barriers lessened or removed are marked with '▲'.	▲
Barriers which have not changed: Barriers found at baseline or midline for which evidence shows that their influence has not changed at endline. Barriers with no change are marked with '≡'.	≡
Barriers which have worsened: Barriers found at baseline or midline for which evidence shows that their influence has worsened at endline. Barriers which have worsened are marked with '▼'.	▼
Barriers for which evidence is inconclusive or not available: Barriers found at baseline or midline but not reported/ discussed/ measured by the project at endline. Inconclusive or missing evidence is marked with '⊖'.	⊖
Not applicable: Barriers not reported by projects at baseline, midline <u>and</u> endline are marked in Grey .	

Table 23: Projects' evidence by category of barriers at endline

Endline evidence by category of barriers	BRAC	AKF	Acted	IRC	STC	ChHpe	WUSC	CfBT	STC	Plan	RI	CARE	WV	Camfd
	Afg	Afg	Afg	DRC	Eth	Eth	Ken	Ken	Moz	S-L	Som	Som	Zim	Zim-Tan
School Factors	▲	▲	▲	▲	⊖	▲	▲	▲	⊖	⊖	⊖	▲	▲	▲
Attitudes	▲	▲	▲	⊖	▲	▲	⊖	⊖	⊖	⊖	▲	▲	▲	▲
Poverty	▲	≡	⊖	▲	⊖	≡	▼	⊖	▲	▲	⊖	▲	≡	⊖
Violence/ Safety	▼	▲	⊖	⊖		⊖	⊖	⊖	⊖	⊖		▼	▲	▲
Aspirations	▲	⊖		⊖	⊖	⊖	⊖	⊖		⊖	▲	⊖	⊖	▲

Table 24: Evidence reported by projects for barriers relating to school-related factors at endline

Endline evidence for school factors	# projects with barriers lessened /removed	BRAC	AKF	Acted	IRC	STC	ChHpe	WUSC	CfBT	STC	Plan	RI	CARE	WV	Camfd
		Afg	Afg	Afg	DRC	Eth	Eth	Ken	Ken	Moz	S-L	Som	Som	Zim	Zim-Tan
SCHOOL FACILITIES AND ACCESS															

STEP CHANGE WINDOW – ENDLINE EVALUATION REPORT - ANNEX J

Inadequate school facilities/ sanitation		▲	▲	▲	≡	▲	▲					▲	▲	▲	
Long distance to school		⊖	≡	≡		⊖	▲		▲		⊖			▲	⊖
PROVISION OF TEACHERS AND TEACHING MATERIALS															
Teacher absenteeism		▲				⊖								⊖	
High pupil teacher ratio								⊖							
Shortage of female teachers		⊖	▲	⊖											
Lack of school materials			▲	▲			⊖	▲			▲	⊖	▲	▲	≡
Gender biased teaching materials			▲	⊖					≡	≡		≡	▲		
QUALITY OF TEACHING															
Teachers not responsive to needs		▲		⊖				⊖							⊖
Teachers' inadequate pedagogy		▲	⊖	▲	▲	⊖	≡	▲	▲	⊖	⊖		⊖		
Lack of teachers' knowledge about topic					▲						≡				
Teaching not related to employment															
School not taught in mother tongue			▲		⊖							⊖			
SCHOOL GOVERNANCE															
Poor school management									⊖				⊖		▲
No female teachers in high positions															
SCHOOL ENVIRONMENT															
Unfriendly environment			≡		≡					▲		⊖			
No guidance/ counselling at school						▲	▲	▲							▲

Table 25: Evidence reported by projects for barriers relating to negative attitudes towards girls' education at endline

Endline evidence for negative attitudes	# projects with barriers lessened /removed	BRAC	AKF	Acted	IRC	STC	ChHpe	WUSC	CfBT	STC	Plan	RI	CARE	WV	Camfd
		Afg	Afg	Afg	DRC	Eth	Eth	Ken	Ken	Moz	S-L	Som	Som	Zim	Zim-Tan
ATTITUDES TOWARDS EDUCATION															
Negative attitudes towards education		▲		⊖		▲		⊖	⊖	⊖					
Families value boys over girls										⊖					▲
Low expectations of girls to achieve		▲					≡					≡			
RELEVANCE OF EDUCATION															
Low awareness of value of education		▲		⊖	▲			⊖		⊖		⊖	▲		
Irrelevance of education to employment										⊖					
SUPPORT TO EDUCATION															
Lack of family support for education		⊖	▲	⊖		▲	▲	▲	⊖	▲		▲		⊖	▲
Low community support for girls		▲	≡	▲		⊖		⊖	▲		⊖	▲	⊖	▲	⊖

Table 26: Evidence reported by projects for barriers relating to poverty at endline

Endline evidence for poverty	# projects with barriers lessened /removed	BRAC	AKF	Acted	IRC	STC	ChHpe	WUSC	CfBT	STC	Plan	RI	CARE	WV	Camfd
		Afg	Afg	Afg	DRC	Eth	Eth	Ken	Ken	Moz	S-L	Som	Som	Zim	Zim-Tan
PROXIMAL BARRIERS															

STEP CHANGE WINDOW – ENDLINE EVALUATION REPORT - ANNEX J

Cost of schooling		⊖		≡	▲		≡	▲	⊖	▲	▲	⊖	▲	⊖	≡
Significant housework commitments of girl		▼	≡	⊖	⊖	⊖	≡	▼	▼				▼	≡	
Lack of educational resources at home			≡	⊖				▼	▲		⊖	▲	▲		⊖
INDIRECT BARRIERS															
Hunger and health related factors/ Ability to fulfil basic needs		▲	▲			⊖	≡	≡	⊖	≡		⊖	⊖		
Chronic poverty (community-level)												⊖			
Negative perception of poverty															
Lack of human capital (household-level)		⊖					≡								
POVERTY-RELATED STRATEGIES															
Girls and income-generating activities		▲					⊖								▲
Girls marrying early and dowries		≡													

Table 27: Evidence reported by projects for barriers relating to violence and safety at endline

Endline evidence for violence	# projects with barriers lessened /removed	BRAC	AKF	Acted	IRC	STC	ChHpe	WUSC	CfBT	STC	Plan	RI	CARE	WV	Camfd
		Afg	Afg	Afg	DRC	Eth	Eth	Ken	Ken	Moz	S-L	Som	Som	Zim	Zim-Tan
SAFETY															
Reports of fears of violence		▼		⊖	⊖					⊖			▼		≡
Reports of harassment and insecurity		⊖	⊖		⊖			⊖	⊖	⊖				⊖	
VIOLENCE															
Reports of in-school violence			⊖	⊖			≡						⊖	▲	▲
Use of corporal punishment		⊖	▲	⊖	⊖		⊖				⊖		▼		

Table 28: Evidence reported by projects for barriers relating to girls’ aspiration, motivation and autonomy factors at endline

Endline evidence for aspirations	# projects with barriers lessened /removed	BRAC	AKF	Acted	IRC	STC	ChHpe	WUSC	CfBT	STC	Plan	RI	CARE	WV	Camfd
		Afg	Afg	Afg	DRC	Eth	Eth	Ken	Ken	Moz	S-L	Som	Som	Zim	Zim-Tan
LACK OF FEMALE MOTIVATION/ ASPIRATIONS															
Lack of self-confidence		▲					⊖	⊖	⊖			▲		▲	▲
No local women of influence/ role models								⊖	⊖		⊖		▲		▲
LACK OF FEMALE AUTONOMY IN DECISION-MAKING															
Early marriage		≡	⊖		⊖	≡	⊖	⊖			⊖		⊖	⊖	≡
No ability to make decisions (pregnancy)											▲		⊖	⊖	⊖



Annex K – Projects’ Reanalysis Tables

Endline Report – Step Change Window

Final Version (December 2017)

Annex K – Projects’ Reanalysis Tables

Table 29: Differences in endline indicator levels across treatment and control groups in AFK (Afghanistan)

AKF (Afghanistan)	Midline					Endline					Midline to endline			
	Treatment		Control		t-test		Treatment		Control		t-test		Difference-in-difference	
	Etm	NObs	Etm	NObs	Etm	pvl	Etm	NObs	Etm	NObs	Etm	pvl	Etm	pvl
Household survey														
EXPOSURE														
E - Activities: Access for specific group							3%	1735						
E - Activities: Build schools or classrooms							23%	1735						
E - Activities: Community							2%	1735						
E - Activities: Girl/women empowerment							4%	1735						
E - Activities: Improve school Management							5%	1735						
E - Activities: Safe spaces							5%	1735						
E - Activities: Scholarships or supplies							7%	1735						
E - Activities: Support learning							18%	1735						
E - Activities: Teacher training							7%	1735						
E - Girl attended special classes or study groups							9%	1665						
E - Girl had a scholarship or bursary last year							3%	1688						
E - Girl received special tutoring or help with her schoolwork							10%	1690						
E - Girl was given school books							11%	1685						
E - Girl was talked to about enrolling							10%	1719						
E - New Primary school built since baseline							70%	1160						
E - New Secondary school built since midline							63%	1055						
E - Organizations: Community groups							14%	1735						
E - Organizations: Government officials							9%	1735						
E - Organizations: local parents groups							7%	1735						
E - Organizations: local women’s groups							6%	1735						
E - Organizations: NGOs							3%	1735						
E - Organizations: Religious groups							3%	1735						
E - PCG reports community has become more encouraging toward girls' education							70%	1613						
E - PCG reports organizations carried out activities in community to improve education							52%	1454						
BARRIERS														
A - No members of household are part of a school committee							19%	1726						
A - PCG believes girls learn less than boys at school							0%	1292						
A - PCG believes it has become more common to send girls to school since baseline							63%	1566						
A - PCG believes it would be better for girl to be married or working than in school							0%	1616						
A - PCG believes there isn't enough support for girls to go to school							21%	1508						
A - PCG doesn't believe that education helps people make better lives for themselves							6%	1752						
A - PCG doesn't listen to girl's views when making decisions about her education							78%	1787						
A - PCG says it is rare or uncommon for families to not send girls to school in this area							0%	1676						
A - PCG says s/he would spend more on education for boys than for girls							12%	1112						
A - PCG wanted girl to get primary education or less when she was young							58%	1559						
A - PCG wants girl to get primary education or less now							23%	1559						
A - Someone other than the PCG makes decisions about girl's education							0%	1744						
P - Deprivation: girl went hungry in last year							16%	1780						
P - Deprivation: went without cash income							56%	1779						
P - Deprivation: went without clean water							26%	1798						
P - Deprivation: went without medicine							61%	1805						
P - difficult to afford for girl to go to school							20%	1114						

STEP CHANGE WINDOW – ENDLINE EVALUATION REPORT - ANNEX K

P - Duties affected time spend on duties	20%	595
P - Duties prevented girl from enrolling or attending school	19%	928
P - Dwelling is informal structure	0%	1802
P - Girl received money for work	1%	923
P - Had to pay for girl's schooling in last year	75%	1129
P - Had to pay for girl's schooling in last year (books/supplies)	4%	1817
P - Had to pay for girl's schooling in last year (buildings)	1%	1817
P - Had to pay for girl's schooling in last year (lunch)	1%	1817
P - Had to pay for girl's schooling in last year (transport)	1%	1817
P - Had to pay for girl's schooling in last year (tuition)	12%	1817
P - Had to pay for girl's schooling in last year (uniforms)	33%	1817
P - Household does not get electricity from the grid	0%	1260
P - Household does not have a bicycle, motorcycle, or car	58%	1777
P - Household does not have a phone	45%	1793
P - Household does not have books in the house (religious)	0%	949
P - Household does not have books in the house (school)	0%	1484
P - Household does not have books in the house (story)	0%	295
P - Household does not own any land	0%	1281
P - Household has money coming in from non-ag business	70%	120
P - Household has money coming in from paid work	93%	550
P - Household has money coming in from pensions	27%	49
P - Household has money coming in from remittances	74%	137
P - Household has money coming in from rental of land	51%	73
P - Household has money coming in from rental of property	47%	68
P - Household has money coming in from savings or investment	27%	49
P - Household has money coming in from selling crops	91%	414
P - Household has no source of income	72%	1313
P - PCG reports girl spends time on the following duties - agricultural work	16%	1805
P - PCG reports girl spends time on the following duties - caring for family members	43%	1806
P - PCG reports girl spends time on the following duties - family business or work outside the house	2%	1808
P - PCG reports girl spends time on the following duties - fetching water	45%	1810
P - PCG reports girl spends time on the following duties - housework	41%	1801
P - Portion of time girl spends on duties outside school	21%	1651
P - Source of water is unprotected	0%	1259
P - Difficult to say what currency	34%	1114
P - Girl brings lunch to school	8%	1122
S - Girl does not attend nearest school	2%	1152
S - Girl had bad or dangerous experience travelling in area	2%	1719
S - Girl's goes to all-girls school	0%	1156
S - Girl's journey to school is an hour or more	0%	1947
S - Girl's main teacher is male	50%	1154
S - Journey to primary school an hour or more	0%	1947
S - Journey to secondary school an hour or more	0%	1947
S - PCG believes classrooms not satisfactory	88%	1120
S - PCG believes teaching not satisfactory	93%	1084
S - PCG believes textbooks not satisfactory	93%	1114
S - PCG believes toilets not satisfactory	80%	1087
S - PCG reports changes in school have help girl learn	86%	1095
S - PCG reports changes to number of classrooms - More classrooms	44%	1129
S - PCG reports changes to number of teachers - More teachers (any gender)	31%	1128
S - PCG reports changes to number of teachers - More teachers (female)	14%	1128
S - PCG reports changes to number of teachers - More teachers (male)	7%	1128
S - PCG reports changes to quality of classroom equipment - Better classrooms	46%	1125

STEP CHANGE WINDOW – ENDLINE EVALUATION REPORT - ANNEX K

S - PCG reports changes to quality of classroom equipment - Better desks or chairs	14%	1124
S - PCG reports changes to quality of classroom equipment - Less crowded classrooms	0%	1124
S - PCG reports changes to quality of classroom equipment - New computers	46%	1125
S - PCG reports changes to quality of school facilities - Better access to electricity	2%	1129
S - PCG reports changes to quality of school facilities - Better facilities	47%	1129
S - PCG reports changes to quality of school facilities - Better roofing	2%	1129
S - PCG reports changes to quality of school facilities -Better toilets	7%	1129
S - PCG reports changes to quality of teaching - Better teaching	82%	1129
S - PCG reports changes to quality of teaching - Teachers more present	9%	1129
S - PCG reports changes to quality of textbooks - Better textbooks	59%	1128
S - PCG reports changes to quantity of classrooms or classroom equipment - More learning materials	43%	1129
S - PCG reports changes to quantity of classrooms or classroom equipment - More stationary	21%	1128
S - PCG reports changes to quantity of classrooms or classroom equipment - More textbooks	10%	1128
S - PCG reports changes to the number of schools in the village - More schools	39%	1129
S - PCG reports journey to school is fairly or very difficult	19%	1647
S - PCG reports journey to school is fairly or very unsafe	0%	1663
S - PCG reports learning conditions got better in last two years	73%	1153
S - PCG reports teachers absent many time each month	2%	1024
S - PCG reports teachers sometimes absent	13%	1031
S - PCG reports violence at girl's school in last year	3%	1077

Table 30: Differences in endline indicator levels across treatment and control groups in Acted (Afghanistan)

Acted (Afghanistan)	Midline					Endline					Midline to endline	
	Treatment		Control		t-test	Treatment		Control		t-test	difference-in-difference	
	Etm	NObs	Etm	NObs	Etm	pvl	Etm	NObs	Etm	NObs	Etm	pvl
Household survey												
EXPOSURE												
E - Activities: Access for specific group						21%	388					
E - Activities: Build schools or classrooms						48%	388					
E - Activities: Community						34%	388					
E - Activities: Girl/women empowerment						34%	388					
E - Activities: Other						0%	388					
E - Activities: Safe spaces						34%	388					
E - Activities: Scholarships or supplies						30%	388					
E - Activities: Teacher training						42%	388					
E - Girl attended special classes or study groups						30%	341					
E - Girl was given school books						44%	342					
E - Girl was talked to about enrolling						38%	362					
E - Organizations: Community groups						45%	388					
E - Organizations: Government officials						38%	388					
E - Organizations: local women's groups						36%	388					
E - Organizations: NGOs						22%	388					
E - Organizations: Other						0%	388					
E - Organizations: Religious groups						34%	388					
E - PCG reports community has become more encouraging toward girls' education						95%	443					
BARRIERS												
A - PCG believes girls learn less than boys at school						4%	367					
A - PCG believes it has become more common to send girls to school since baseline						93%	451					
A - PCG believes it would be better for girl to be married or working than in school						31%	401					

STEP CHANGE WINDOW – ENDLINE EVALUATION REPORT - ANNEX K

A -	PCG believes there isn't enough support for girls to go to school	6%	410
A -	PCG doesn't listen to girl's views when making decisions about her education	88%	446
A -	PCG says it is rare or uncommon for families to not send girls to school in this area	6%	437
A -	PCG says s/he would spend more on education for boys than for girls	20%	403
A -	PCG wanted girl to get primary education or less when she was young	7%	427
A -	PCG wants girl to get primary education or less now	1%	425
A -	Someone other than the PCG makes decisions about girl's education	55%	443
P -	difficult to afford for girl to go to school	38%	404
P -	Duties affected time spend on duties	34%	418
P -	Duties prevented girl from enrolling or attending school	42%	446
P -	Had to pay for girl's schooling in last year (books/supplies)	51%	451
P -	Had to pay for girl's schooling in last year (buildings)	2%	451
P -	Had to pay for girl's schooling in last year (lunch)	15%	451
P -	Had to pay for girl's schooling in last year (other)	1%	451
P -	Had to pay for girl's schooling in last year (transport)	20%	451
P -	Had to pay for girl's schooling in last year (tuition)	5%	451
P -	Had to pay for girl's schooling in last year (uniforms)	75%	451
P -	PCG reports girl spends time on the following duties - caring for family members	69%	441
P -	PCG reports girl spends time on the following duties - family business or work outside the house	33%	425
P -	PCG reports girl spends time on the following duties - fetching water	91%	446
P -	PCG reports girl spends time on the following duties - housework	87%	444
P -	Portion of time girl spends on duties outside school	43%	447
S -	Girl had bad or dangerous experience travelling in area	14%	386
S -	Girl's journey to school is an hour or more	11%	451
S -	Girl's main teacher is male	91%	446
S -	Journey to primary school an hour or more	44%	451
S -	Journey to secondary school an hour or more	47%	451
S -	PCG believes classrooms not satisfactory	2%	323
S -	PCG believes teaching not satisfactory	2%	410
S -	PCG believes textbooks not satisfactory	3%	418
S -	PCG believes toilets not satisfactory	7%	309
S -	PCG reports changes in school have help girl learn	94%	427
S -	PCG reports changes to number of teachers - More teachers (any gender)	60%	431
S -	PCG reports changes to number of teachers - More teachers (female)	64%	431
S -	PCG reports changes to number of teachers - More teachers (male)	23%	431
S -	PCG reports changes to quality of classroom equipment - Better classrooms	90%	451
S -	PCG reports changes to quality of classroom equipment - Better desks or chairs	42%	451
S -	PCG reports changes to quality of classroom equipment - Less crowded classrooms	8%	451
S -	PCG reports changes to quality of classroom equipment - New computers	5%	451
S -	PCG reports changes to quality of school facilities - Better access to electricity	4%	451
S -	PCG reports changes to quality of school facilities - Better facilities	86%	451
S -	PCG reports changes to quality of school facilities - Better roofing	1%	451
S -	PCG reports changes to quality of school facilities -Better toilets	3%	451
S -	PCG reports changes to quality of teaching - Better teaching	83%	451
S -	PCG reports changes to quality of teaching - Teachers more present	48%	451
S -	PCG reports changes to quality of textbooks - Better textbooks	94%	451
S -	PCG reports journey to school is fairly or very difficult	8%	445
S -	PCG reports journey to school is fairly or very unsafe	6%	446
S -	PCG reports learning conditions got better in last two years	92%	451
S -	PCG reports teachers absent many time each month	4%	443
S -	PCG reports violence at girl's school in last year	10%	410

Table 31: Differences in endline indicator levels across treatment and control groups in IRC (DRC)

IRC (DRC)	Midline						Endline						Midline to endline	
	Treatment		Control		t-test		Treatment		Control		t-test		Difference-in-difference	
	Etm	NObs	Etm	NObs	Etm	pvl	Etm	NObs	Etm	NObs	Etm	pvl	Etm	pvl
Household survey														
EXPOSURE														
E - Girl attended special classes or study groups							6%	1176	2%	1148	4%	0.000		
E - Girl had a scholarship or bursary last year							35%	1178	4%	1148	31%	0.000		
E - Girl received special tutoring or help with her schoolwork							33%	1172	4%	1148	28%	0.000		
BARRIERS														
A - PCG doesn't believe that education helps people make better lives for themselves	1%	736	1%	718	0%	0.768	1%	1476	1%	1442	0%	0.651	0%	0.989
P - Had to pay for girl's schooling in last year (tuition)							67%	1180	93%	1148	-26%	0.000		
P - Household does not get electricity from the grid	90%	741	92%	717	-2%	0.235	89%	1478	88%	1444	1%	0.646	2%	0.244
P - household does not have scooter or motorcycle	91%	741	92%	716	-1%	0.591	91%	1478	91%	1446	0%	0.953	1%	0.640
P - household does not have a bicycle	69%	740	64%	717	5%	0.042	67%	1474	62%	1446	4%	0.013	-1%	0.827
P - household does not have a functioning radio	45%	741	46%	718	-1%	0.658	42%	1478	39%	1446	3%	0.054	5%	0.141
P - household does not have a functioning TV	83%	740	83%	716	1%	0.723	85%	1478	80%	1446	4%	0.002	4%	0.133
P - Household does not have a phone	40%	741	41%	716	-1%	0.587	41%	1470	43%	1446	-2%	0.293	-1%	0.869
P - Household does not have a private toilet	98%	741	100%	718	-1%	0.013	98%	1478	98%	1444	0%	0.828	1%	0.103
P - Household does not have books in the house (other)							99%	1470	100%	1438	-1%	0.022		
P - Household does not have books in the house (religious)							31%	1476	36%	1442	-5%	0.002		
P - Household does not have books in the house (school)							64%	1476	69%	1442	-5%	0.007		
P - Household does not have books in the house (story)							95%	1476	96%	1442	-1%	0.125		
P - PCG reports girl spends time on the following duties - agricultural work	35%	679	46%	663	-11%	0.000	41%	1370	47%	1316	-6%	0.001	5%	0.118
P - PCG reports girl spends time on the following duties - caring for family members	78%	682	84%	664	-5%	0.011	82%	1370	79%	1320	3%	0.042	9%	0.001
P - PCG reports girl spends time on the following duties - housework	91%	682	95%	665	-5%	0.001	93%	1368	93%	1318	0%	0.676	5%	0.004
P - Portion of time girl spends on duties outside school	25%	632	27%	641	-2%	0.153	23%	1310	24%	1260	0%	0.595	1%	0.321
S - Girl's goes to all-girls school							10%	1178	4%	1148	6%	0.000		
S - Girl's journey to school is an hour or more	24%	741	24%	718	0%	0.975	22%	1478	23%	1446	-1%	0.447	-1%	0.644
S - Journey to primary school an hour or more							3%	1478	4%	1446	-1%	0.176	-1%	0.339
S - PCG reports changes to number of teachers - More teachers (any gender)	43%	204	52%	166	-10%	0.062	47%	658	49%	356	-2%	0.530	8%	0.212
S - PCG reports changes to quality of teaching - Better teaching	92%	205	90%	164	2%	0.514	92%	658	84%	356	8%	0.000	6%	0.114
S - PCG reports changes to schools in the village - better school quality							87%	628	79%	302	7%	0.008		
S - PCG reports changes to the number of schools in the village - More schools	27%	229	51%	145	-24%	0.000	40%	628	54%	302	-14%	0.000	10%	0.098
S - PCG reports journey to school is fairly or very difficult							5%	1180	6%	1148	0%	0.603		
S - PCG reports journey to school is fairly or very unsafe							8%	1180	7%	1148	2%	0.162	2%	0.328
S - PCG reports teachers absent many time each month	24%	173	23%	171	0%	0.947	43%	272	32%	284	11%	0.008	11%	0.092
S - PCG reports violence at girl's school in last year	27%	563	26%	546	1%	0.757	26%	1170	25%	1136	1%	0.594	0%	0.962

Table 32: Differences in endline indicator levels across treatment and control groups in Child Hope (Ethiopia)

Child Hope (Ethiopia)	Midline						Endline						Midline to endline	
	Treatment		Control		t-test		Treatment		Control		t-test		difference-in-difference	
	Etm	NObs	Etm	NObs	Etm	pvl	Etm	NObs	Etm	NObs	Etm	pvl	Etm	pvl
Household survey														
EXPOSURE														
E - Activities: Access for specific group	34%	755	37%	389	-4%	0.209	33%	556	33%	331	0%	0.908	3%	0.443
E - Activities: Build schools or classrooms	19%	757	19%	390	0%	0.939	23%	556	19%	330	4%	0.203	3%	0.367

STEP CHANGE WINDOW – ENDLINE EVALUATION REPORT - ANNEX K

E - Activities: Community	44%	757	49%	390	-4%	0.164	33%	556	34%	331	-1%	0.709	3%	0.494
E - Activities: Girl/women empowerment	23%	757	12%	390	11%	0.000	35%	556	22%	332	13%	0.000	2%	0.645
E - Activities: Improve school Management	20%	758	14%	390	6%	0.013	30%	556	25%	332	5%	0.090	0%	0.902
E - Activities: Safe spaces	26%	757	12%	390	14%	0.000	32%	557	20%	332	13%	0.000	-1%	0.806
E - Activities: Scholarships or supplies	59%	757	31%	390	28%	0.000	47%	556	31%	331	15%	0.000	-12%	0.007
E - Activities: Support learning	56%	757	35%	390	21%	0.000	45%	557	42%	332	2%	0.483	-19%	0.000
E - Activities: Teacher training	19%	753	8%	390	11%	0.000	27%	556	13%	333	14%	0.000	2%	0.517
E - Girl attended special classes or study groups	41%	951	17%	951	23%	0.000	47%	921	22%	931	26%	0.000	2%	0.453
E - Girl received special tutoring or help with her schoolwork	59%	954	27%	943	32%	0.000	79%	937	43%	939	36%	0.000	4%	0.164
E - Girl was given school books	21%	969	14%	973	8%	0.000	28%	959	21%	962	7%	0.000	0%	0.899
E - Girl was talked to about enrolling	29%	967	16%	971	12%	0.000	18%	952	8%	959	10%	0.000	-3%	0.293
E - New Primary school built since baseline	11%	968	11%	970	0%	0.930	11%	966	11%	967	0%	0.820	0%	0.923
E - New Secondary school built since midline	10%	850	10%	889	1%	0.582	8%	928	3%	927	5%	0.000	4%	0.030
E - PCG reports organizations carried out activities in community to improve education	79%	956	41%	949	38%	0.000	80%	922	41%	890	39%	0.000	0%	0.893
BARRIERS														
P - Deprivation: went without cash income	59%	970	52%	972	7%	0.001	49%	969	45%	969	4%	0.101	-4%	0.245
P - Deprivation: went without clean water	42%	970	29%	972	13%	0.000	11%	974	8%	974	3%	0.012	-10%	0.000
P - Deprivation: went without medicine	32%	970	27%	972	6%	0.004	41%	971	37%	974	4%	0.076	-2%	0.507
P - difficult to afford for girl to go to school	31%	925	32%	920	-1%	0.528	12%	891	12%	915	1%	0.724	2%	0.474
P - Duties affected time spend on duties	35%	922	33%	916	2%	0.280	41%	923	37%	906	4%	0.090	1%	0.642
P - Duties prevented girl from enrolling or attending school	19%	930	19%	927	0%	0.926	22%	934	19%	908	3%	0.135	3%	0.256
P - Dwelling is informal structure	27%	971	25%	974	3%	0.183	32%	974	32%	974	1%	0.808	-2%	0.462
P - Electricity is not available at all times of the day	38%	368	40%	495	-2%	0.546	35%	408	34%	531	2%	0.613	4%	0.431
P - Floor of dwelling is made of impermanent materials	92%	970	93%	973	-1%	0.379	94%	974	93%	974	1%	0.644	2%	0.328
P - Had to pay for girl's schooling in last year (books/supplies)	21%	926	46%	917	-25%	0.000	43%	890	39%	914	3%	0.167	28%	0.000
P - Had to pay for girl's schooling in last year (buildings)	30%	923	38%	911	-8%	0.000	46%	888	44%	914	2%	0.487	10%	0.003
P - Had to pay for girl's schooling in last year (lunch)	1%	927	1%	921	-1%	0.129	1%	890	1%	914	0%	0.714	0%	0.488
P - Had to pay for girl's schooling in last year (transport)	3%	928	3%	920	1%	0.345	6%	889	6%	913	0%	0.959	-1%	0.626
P - Had to pay for girl's schooling in last year (tuition)	15%	928	13%	920	2%	0.318	34%	891	20%	913	14%	0.000	12%	0.000
P - Had to pay for girl's schooling in last year (uniforms)	32%	927	52%	920	-19%	0.000	49%	890	59%	914	-10%	0.000	9%	0.004
P - Household does not get electricity from the grid	64%	971	52%	974	12%	0.000	62%	974	50%	973	12%	0.000	0%	0.881
P - household does not have car	99%	975	100%	975	0%	0.738	100%	974	99%	973	0%	0.256	0%	0.316
P - household does not have scooter or motorcycle	100%	975	99%	975	0%	0.738	100%	973	100%	974	0%	0.317	0%	0.781
P - household does not have a bicycle	99%	975	99%	975	0%	1.000	100%	973	99%	974	1%	0.165	1%	0.335
P - Household does not have a phone	34%	975	26%	975	8%	0.000	40%	974	35%	974	4%	0.044	-4%	0.208
P - Household does not have a private toilet	29%	970	24%	973	5%	0.024	25%	974	21%	974	4%	0.046	-1%	0.797
P - Household does not have books in the house (other)	86%	108	84%	141	2%	0.706	87%	974	84%	971	2%	0.167	0%	0.918
P - Household does not have books in the house (religious)	63%	108	63%	140	0%	0.986	61%	974	56%	974	5%	0.027	5%	0.470
P - Household does not have books in the house (school)	53%	108	43%	140	10%	0.122	22%	974	30%	974	-7%	0.000	-17%	0.004
P - Household does not have books in the house (story)	89%	108	89%	140	0%	0.921	89%	973	89%	973	1%	0.611	1%	0.793
P - Household does not own any land	20%	920	21%	928	0%	0.938	24%	896	30%	895	-6%	0.004	-6%	0.035
P - Household has money coming in from non-ag business	24%	917	25%	927	-2%	0.370	23%	895	30%	895	-7%	0.000	-6%	0.054
P - Household has money coming in from other source	1%	919	2%	927	-1%	0.090	2%	895	1%	892	1%	0.208	2%	0.040
P - Household has money coming in from paid work	30%	919	29%	928	2%	0.455	26%	895	23%	895	3%	0.152	1%	0.654
P - Household has money coming in from pensions	4%	919	4%	927	0%	0.875	3%	894	3%	893	0%	0.773	0%	0.948
P - Household has money coming in from remittances	8%	919	8%	928	0%	0.883	14%	896	12%	894	2%	0.336	1%	0.505
P - Household has money coming in from rental of land	3%	919	2%	927	1%	0.038	5%	894	4%	891	1%	0.380	-1%	0.651
P - Household has money coming in from rental of property	3%	919	5%	927	-2%	0.017	3%	894	4%	892	-1%	0.433	2%	0.224
P - Household has money coming in from savings or investment	4%	918	5%	926	-2%	0.104	3%	895	5%	894	-1%	0.227	0%	0.731
P - Household has money coming in from selling crops	47%	918	53%	927	-5%	0.027	60%	896	58%	895	2%	0.327	7%	0.024
P - Household has no source of income	47%	920	47%	927	-1%	0.791	32%	895	31%	895	0%	0.839	1%	0.740
P - PCG reports girl spends time on the following duties - agricultural work	51%	974	38%	975	13%	0.000	54%	974	46%	975	7%	0.001	-6%	0.076
P - PCG reports girl spends time on the following duties - caring for family members	40%	974	38%	975	2%	0.475	37%	974	41%	975	-5%	0.038	-6%	0.049
P - PCG reports girl spends time on the following duties - family business or work o	7%	974	7%	975	0%	0.854	9%	974	11%	975	-2%	0.259	-2%	0.328

STEP CHANGE WINDOW – ENDLINE EVALUATION REPORT - ANNEX K

P - PCG reports girl spends time on the following duties - fetching water	87%	974	83%	975	4%	0.010	86%	974	78%	975	7%	0.000	3%	0.168
P - PCG reports girl spends time on the following duties - housework	94%	974	93%	975	1%	0.468	89%	974	86%	975	3%	0.076	2%	0.324
P - PCG says family is unable to meet basic needs	31%	111	30%	141	1%	0.886	11%	974	8%	974	3%	0.038	2%	0.652
P - Portion of time girl spends on duties outside school	30%	825	30%	822	0%	0.781	35%	792	36%	750	-1%	0.257	-2%	0.327
P - Source of water is unprotected	36%	950	17%	973	18%	0.000	30%	971	13%	974	17%	0.000	-2%	0.503
S - Girl had bad or dangerous experience travelling in area	3%	971	3%	971	1%	0.424	3%	972	3%	972	-1%	0.516	-1%	0.306
S - Girl's journey to school is an hour or more							19%	975	14%	975	5%	0.002		
S - Girl's main teacher is male	54%	690	56%	697	-2%	0.548	58%	691	59%	709	-1%	0.684	1%	0.887
S - Journey to primary school an hour or more	4%	975	3%	975	2%	0.048	5%	975	3%	975	2%	0.089	0%	0.933
S - Journey to secondary school an hour or more	63%	975	54%	975	9%	0.000	66%	975	50%	975	16%	0.000	7%	0.036
S - PCG believes classrooms not satisfactory	25%	859	23%	852	1%	0.484	15%	865	18%	890	-3%	0.141	-4%	0.136
S - PCG believes teaching not satisfactory	18%	832	16%	833	2%	0.389	13%	837	14%	863	-1%	0.746	-2%	0.391
S - PCG believes textbooks not satisfactory	37%	867	28%	851	8%	0.000	28%	837	24%	856	4%	0.061	-4%	0.163
S - PCG believes toilets not satisfactory	27%	832	28%	836	-1%	0.625	29%	830	26%	860	3%	0.169	4%	0.188
S - PCG reports changes in school have help girl learn	84%	371	67%	383	16%	0.000	61%	860	52%	886	9%	0.000	-7%	0.085
S - PCG reports changes to number of classrooms - More classrooms	96%	421	95%	301	1%	0.359	87%	372	85%	246	1%	0.609	0%	0.989
S - PCG reports changes to number of teachers - More teachers (any gender)	91%	361	90%	346	1%	0.756	75%	408	72%	348	3%	0.422	2%	0.630
S - PCG reports changes to number of teachers - More teachers (female)	41%	361	36%	346	5%	0.184	23%	402	18%	348	5%	0.089	0%	0.973
S - PCG reports changes to number of teachers - More teachers (male)	44%	361	39%	347	5%	0.164	29%	404	26%	348	3%	0.299	-2%	0.720
S - PCG reports changes to quality of classroom equipment - Better classrooms	69%	397	80%	303	-11%	0.001	79%	353	70%	264	9%	0.015	20%	0.000
S - PCG reports changes to quality of classroom equipment - Better desks or chairs	64%	397	65%	303	0%	0.956	68%	354	67%	259	2%	0.683	2%	0.739
S - PCG reports changes to quality of classroom equipment - Less crowded classrooms	24%	397	25%	303	-1%	0.669	32%	354	38%	261	-6%	0.129	-5%	0.371
S - PCG reports changes to quality of classroom equipment - New computers	4%	395	3%	303	1%	0.671	7%	353	6%	259	2%	0.435	1%	0.678
S - PCG reports changes to quality of school facilities- Better access to electricity	32%	381	36%	256	-4%	0.263	48%	381	47%	292	1%	0.759	6%	0.314
S - PCG reports changes to quality of school facilities- Better facilities	68%	390	81%	257	-13%	0.000	75%	382	72%	291	3%	0.378	16%	0.001
S - PCG reports changes to quality of school facilities- Better roofing	30%	390	39%	256	-9%	0.022	47%	381	48%	291	-1%	0.840	8%	0.141
S - PCG reports changes to quality of school facilities-Better toilets	60%	390	68%	257	-7%	0.053	68%	381	66%	292	1%	0.727	9%	0.101
S - PCG reports changes to quality of teaching - Better teaching	95%	475	94%	392	1%	0.406	93%	492	92%	413	1%	0.471	0%	0.972
S - PCG reports changes to quality of teaching - Teachers more present	43%	474	51%	392	-8%	0.027	52%	491	47%	414	5%	0.141	12%	0.009
S - PCG reports changes to quality of textbooks - Better textbooks	74%	241	83%	229	-10%	0.011	91%	298	86%	273	5%	0.072	14%	0.001
PCG reports changes to quantity of classrooms or classroom equipment - More learning materials	69%	322	72%	289	-3%	0.420	69%	368	66%	274	3%	0.473	6%	0.281
S - PCG reports changes to quantity of classrooms or classroom equipment - More stationary	49%	322	38%	289	11%	0.006	51%	367	31%	273	20%	0.000	9%	0.113
S - PCG reports changes to quantity of classrooms or classroom equipment - More textbooks	54%	322	66%	289	-11%	0.004	67%	367	72%	273	-5%	0.171	6%	0.240
S - PCG reports changes to the number of schools in the village - More schools	69%	219	69%	167	0%	0.991	53%	190	47%	132	6%	0.276	6%	0.395
S - PCG reports journey to school is fairly or very unsafe	16%	975	18%	975	-2%	0.251	9%	973	7%	969	1%	0.285	3%	0.120
S - PCG reports learning conditions got better in last two years	77%	887	66%	858	10%	0.000	78%	863	63%	875	15%	0.000	5%	0.136

Table 33: Differences in endline indicator levels across treatment and control groups in CfBT (Kenya)

CfBT (Kenya)	Midline						Endline						Midline to endline	
	Treatment		Control		t-test		Treatment		Control		t-test		difference-in-difference	
	Etm	NObs	Etm	NObs	Etm	pvl	Etm	NObs	Etm	NObs	Etm	pvl	Etm	pvl
Household survey														
EXPOSURE														
E - Activities: Access for specific group	7%	2432	9%	881	-2%	0.063	25%	1620	22%	578	3%	0.169	5%	0.022
E - Activities: Build schools or classrooms	7%	2432	10%	881	-3%	0.006	26%	1638	24%	591	2%	0.415	5%	0.024
E - Activities: Community	14%	2432	12%	881	2%	0.248	34%	1836	28%	621	6%	0.004	5%	0.060
E - Activities: Girl/women empowerment	6%	2432	5%	881	1%	0.232	20%	1518	16%	535	4%	0.035	3%	0.123
E - Activities: Improve school Management	6%	2432	9%	881	-3%	0.013	18%	1481	20%	557	-1%	0.504	1%	0.503
E - Activities: Safe spaces	6%	2432	5%	881	0%	0.637	20%	1508	15%	524	5%	0.006	5%	0.015

STEP CHANGE WINDOW – ENDLINE EVALUATION REPORT - ANNEX K

E - Activities: Scholarships or supplies	9%	2432	8%	881	1%	0.202	28%	1677	20%	560	8%	0.000	6%	0.004
E - Activities: Support learning	13%	2432	13%	881	0%	0.985	34%	1842	31%	648	3%	0.116	3%	0.166
E - Activities: Teacher training	7%	2432	6%	881	1%	0.566	23%	1563	16%	532	7%	0.000	6%	0.003
E - Girl attended special classes or study groups	20%	1450	18%	503	2%	0.310	22%	2906	20%	942	2%	0.125	0%	0.918
E - Girl had a scholarship or bursary last year	6%	1468	4%	508	2%	0.115	7%	2941	6%	949	2%	0.044	0%	0.969
E - Girl received special tutoring or help with her schoolwork	16%	1453	10%	500	6%	0.000	19%	2911	13%	936	6%	0.000	0%	0.911
E - Girl was given school books	11%	1456	6%	502	5%	0.001	14%	2926	6%	942	7%	0.000	3%	0.183
E - Girl was talked to about enrolling	27%	1453	25%	491	2%	0.319	30%	2904	26%	925	4%	0.012	2%	0.500
E - New Primary school built since baseline							44%	2903	40%	929	4%	0.034		
E - New Secondary school built since midline							47%	2729	49%	876	-2%	0.373		
E - Organizations: Community groups	10%	2432	8%	881	2%	0.144	27%	1672	21%	566	7%	0.001	5%	0.025
E - Organizations: Government officials	9%	2432	9%	881	0%	0.818	23%	1569	19%	552	4%	0.060	3%	0.106
E - Organizations: local parents groups	7%	2432	7%	881	0%	0.646	22%	1546	17%	541	4%	0.021	5%	0.015
E - Organizations: local women's groups	8%	2432	8%	881	0%	0.874	22%	1561	19%	553	3%	0.115	3%	0.157
E - Organizations: NGOs	14%	2432	15%	881	-1%	0.339	37%	1936	31%	648	6%	0.004	8%	0.002
E - Organizations: Religious groups	10%	2432	8%	881	2%	0.125	28%	1687	21%	567	7%	0.001	5%	0.020
E - PCG reports community has become more encouraging toward girls' education	76%	1411	77%	480	-1%	0.533	84%	2876	84%	920	0%	0.842	2%	0.509
E - PCG reports organizations carried out activities in community to improve education	56%	1379	53%	481	3%	0.201	56%	2745	49%	872	7%	0.000	4%	0.246
BARRIERS														
A - No members of household are part of a school committee	82%	1454	82%	496	0%	0.871	81%	2953	83%	944	-2%	0.251	-2%	0.429
A - PCG believes girls learn less than boys at school	10%	1374	9%	463	1%	0.395	8%	2776	8%	878	0%	0.795	-2%	0.387
A - PCG believes it has become more common to send girls to school since baseline	81%	1443	86%	494	-6%	0.002	86%	2907	88%	933	-2%	0.058	4%	0.120
A - PCG believes it would be better for girl to be married or working than in school	4%	1462	4%	495	0%	0.994	5%	2925	5%	929	0%	0.751	0%	0.844
A - PCG doesn't listen to girl's views when making decisions about her education	29%	1471	34%	512	-6%	0.020	26%	2962	35%	950	-9%	0.000	-3%	0.298
A - PCG says it is rare or uncommon for families to not send girls to school in this area	27%	1468	24%	511	3%	0.171	24%	2949	22%	953	2%	0.217	-1%	0.680
A - PCG wants girl to get primary education or less now	4%	1472	3%	507	2%	0.068	4%	2947	4%	945	0%	0.757	-2%	0.137
A - Someone other than the PCG makes decisions about girl's education	26%	1475	29%	509	-3%	0.191	25%	2963	26%	954	-1%	0.620	2%	0.421
P - Deprivation: girl went hungry in last year							63%	2945	66%	932	-3%	0.091		
P - Deprivation: went without cash income							84%	2844	83%	878	1%	0.696		
P - Deprivation: went without clean water							48%	2943	55%	930	-6%	0.001		
P - Deprivation: went without medicine							59%	2908	63%	911	-4%	0.031		
P - difficult to afford for girl to go to school	61%	1429	55%	487	6%	0.017	65%	2892	58%	915	6%	0.001	0%	0.990
P - Duties affected time spend on duties	11%	952	8%	347	3%	0.084	10%	2263	10%	714	0%	0.919	-3%	0.203
P - Dwelling is informal structure	54%	1432	53%	472	1%	0.682	54%	2134	52%	654	2%	0.485	0%	0.891
P - Electricity is not available at all times of the day							57%	976	45%	274	12%	0.000		
P - Floor of dwelling is made of impermanent materials	41%	808	46%	278	-5%	0.174	47%	1498	49%	459	-2%	0.456	3%	0.533
P - Had to pay for girl's schooling in last year (books/supplies)	50%	1373	56%	470	-7%	0.014	54%	2649	63%	846	-9%	0.000	-2%	0.506
P - Had to pay for girl's schooling in last year (buildings)	32%	1357	28%	477	4%	0.069	38%	2579	36%	809	2%	0.423	-3%	0.374
P - Had to pay for girl's schooling in last year (lunch)	39%	1329	20%	468	19%	0.000	42%	2506	28%	787	14%	0.000	-5%	0.151
P - Had to pay for girl's schooling in last year (transport)	8%	1338	3%	474	4%	0.000	11%	2518	6%	784	5%	0.000	1%	0.662
P - Had to pay for girl's schooling in last year (tuition)	68%	1421	63%	480	5%	0.071	72%	2784	69%	874	3%	0.095	-2%	0.591
P - Had to pay for girl's schooling in last year (uniforms)	64%	1365	70%	470	-6%	0.014	69%	2659	76%	851	-7%	0.000	-1%	0.704
P - Household does not get electricity from the grid	54%	811	59%	279	-5%	0.165	55%	1448	60%	448	-4%	0.120	1%	0.887
P - household does not have car	98%	720	98%	242	-1%	0.478	98%	1323	99%	398	-1%	0.175	0%	0.864
P - household does not have scooter or motorcycle	96%	724	97%	244	-1%	0.464	95%	1337	96%	404	-1%	0.333	0%	0.970
P - household does not have a bicycle	89%	755	86%	257	3%	0.169	90%	1367	85%	430	4%	0.022	1%	0.748
P - Household does not have a functioning radio or TV							88%	1391	100%	437	-12%	0.030		
P - Household does not have a phone	12%	718	18%	246	-6%	0.031	14%	1329	20%	407	-7%	0.003	-1%	0.832
P - Household does not have a private toilet	78%	744	62%	261	16%	0.000	77%	1333	64%	419	12%	0.000	-4%	0.356
P - Household does not own any land	47%	1311	50%	438	-3%	0.264	58%	1907	58%	617	1%	0.770	4%	0.293
P - Household has money coming in from non-ag business	16%	593	13%	194	3%	0.354	20%	1307	20%	395	0%	0.876	-3%	0.443
P - Household has money coming in from paid work	63%	698	55%	218	9%	0.021	64%	1630	57%	454	6%	0.018	-3%	0.555
P - Household has money coming in from pensions	6%	562	4%	186	2%	0.155	4%	1249	3%	374	1%	0.551	-2%	0.382

STEP CHANGE WINDOW – ENDLINE EVALUATION REPORT - ANNEX K

P - Household has money coming in from remittances	6%	570	10%	186	-4%	0.113	7%	1213	9%	361	-2%	0.158	1%	0.584
P - Household has money coming in from rental of land	2%	576	0%	189	2%	0.000	2%	1247	1%	377	1%	0.461	-2%	0.191
P - Household has money coming in from rental of property	2%	578	4%	189	-1%	0.400	2%	1257	3%	377	-1%	0.305	0%	0.894
P - Household has money coming in from savings or investment	8%	583	6%	190	2%	0.452	9%	1265	6%	375	4%	0.010	2%	0.441
P - Household has money coming in from selling crops	41%	1185	38%	383	3%	1.334	29%	1257	31%	396	-3%	0.330		
P - Household has no source of income	53%	1299	53%	423	0%	0.982	49%	2470	48%	751	1%	0.669	1%	0.785
P - PCG reports girl spends time on the following duties - agricultural work	22%	1471	28%	505	-6%	0.013	27%	2970	32%	945	-5%	0.002	0%	0.926
P - PCG reports girl spends time on the following duties - caring for family members	35%	1488	37%	516	-2%	0.405	49%	2996	51%	959	-2%	0.286	0%	0.981
P - PCG reports girl spends time on the following duties - family business or work outside the house	8%	1455	9%	499	-1%	0.513	15%	2955	18%	941	-3%	0.057	-2%	0.426
P - PCG reports girl spends time on the following duties - fetching water	55%	1482	59%	515	-4%	0.157	67%	2978	65%	958	2%	0.174	6%	0.049
P - PCG reports girl spends time on the following duties - housework	49%	1483	52%	517	-2%	0.332	64%	2991	63%	960	0%	0.900	3%	0.380
P - PCG says family is unable to meet basic needs	46%	856	41%	295	4%	0.209	49%	2241	41%	712	8%	0.000	3%	0.392
P - Portion of time girl spends on duties outside school	26%	905	25%	349	0%	0.828	17%	2820	18%	900	-1%	0.310	-1%	0.470
P - Roof of dwelling is made of impermanent materials	27%	825	34%	282	-7%	0.039	30%	1507	36%	470	-6%	0.011	0%	0.941
P - Source of water is unprotected	29%	797	27%	268	3%	0.407	27%	1499	25%	458	2%	0.366	-1%	0.897
P - Girl brings lunch to school	23%	1427	20%	488	2%	0.257	31%	2886	33%	913	-2%	0.309	-4%	0.145
P - Girl reports experiencing hunger	69%	1419	71%	484	-2%	0.311	81%	2884	84%	913	-3%	0.813	-1%	0.976
S - Girl had bad or dangerous experience travelling in area	8%	1363	7%	486	1%	0.677	7%	2842	7%	921	0%	0.933	0%	0.772
S - Girl's goes to all-girls school	5%	926	37%	286	-32%	0.351	4%	2376	2%	722	1%	0.083	34%	0.006
S - Girl's journey to school is an hour or more	70%	2432	74%	881	-4%	0.012	67%	6201	71%	2110	-3%	0.008	1%	0.539
S - Journey to primary school an hour or more	42%	2432	44%	881	-2%	0.345	55%	6201	58%	2110	-3%	0.017	-1%	0.624
S - Journey to secondary school an hour or more	54%	2432	58%	881	-3%	0.079	64%	6201	68%	2110	-4%	0.001	0%	0.847
S - PCG believes classrooms not satisfactory	41%	1441	36%	494	5%	0.037	36%	2903	35%	919	2%	0.326	-3%	0.263
S - PCG believes teaching not satisfactory	27%	1413	24%	493	3%	0.212	24%	2858	25%	913	-1%	0.516	-4%	0.164
S - PCG believes textbooks not satisfactory	46%	1396	50%	484	-4%	0.099	40%	2832	48%	900	-8%	0.000	-4%	0.277
S - PCG believes toilets not satisfactory	43%	1405	40%	489	3%	0.270	40%	2836	37%	908	3%	0.116	0%	0.987
S - PCG reports changes in school have help girl learn	53%	1400	58%	489	-4%	0.088	59%	2766	58%	880	1%	0.472	6%	0.071
S - PCG reports changes to number of classrooms - More classrooms	22%	2432	25%	881	-3%	0.039	46%	2641	44%	861	2%	0.216	6%	0.021
S - PCG reports changes to number of teachers - More teachers (any gender)	19%	2432	18%	881	2%	0.307	52%	2097	43%	636	9%	0.000	7%	0.008
S - PCG reports changes to number of teachers - More teachers (female)	6%	2432	7%	881	-1%	0.250	21%	1533	19%	497	2%	0.394	3%	0.156
S - PCG reports changes to number of teachers - More teachers (male)	8%	2432	11%	881	-3%	0.028	27%	1606	29%	558	-2%	0.337	0%	0.835
S - PCG reports changes to quality of classroom equipment - Better classrooms	19%	2432	21%	881	-2%	0.277	48%	2363	41%	771	7%	0.001	8%	0.001
S - PCG reports changes to quality of classroom equipment - Better desks or chairs	11%	2432	9%	881	2%	0.184	32%	1988	25%	647	6%	0.002	5%	0.036
S - PCG reports changes to quality of classroom equipment - Less crowded classrooms	5%	2432	5%	881	0%	0.566	18%	1770	13%	589	4%	0.007	4%	0.026
S - PCG reports changes to quality of classroom equipment - New computers	1%	2432	1%	881	0%	0.602	4%	1629	3%	548	0%	0.615	1%	0.455
S - PCG reports changes to quality of school facilities- Better access to electricity	7%	2432	6%	881	1%	0.251	26%	1745	25%	570	2%	0.389	1%	0.733
S - PCG reports changes to quality of school facilities- Better facilities	17%	2432	19%	881	-3%	0.081	46%	2116	41%	714	5%	0.017	8%	0.002
S - PCG reports changes to quality of school facilities- Better roofing	7%	2432	6%	881	1%	0.548	28%	1736	23%	568	5%	0.012	5%	0.029
S - PCG reports changes to quality of school facilities-Better toilets	13%	2432	12%	881	1%	0.482	38%	1938	36%	643	2%	0.349	1%	0.637
S - PCG reports changes to quality of teaching - Better teaching	35%	2432	38%	881	-3%	0.067	73%	2498	70%	806	3%	0.129	6%	0.016
S - PCG reports changes to quality of teaching - Teachers more present	10%	2432	10%	881	0%	0.921	40%	1554	34%	491	6%	0.021	6%	0.024
S - PCG reports changes to quality of teaching - Worse teaching	4%	2432	2%	881	2%	0.001	13%	1316	11%	404	2%	0.262	0%	0.971
S - PCG reports changes to quality of textbooks - Better textbooks	29%	2432	28%	881	1%	0.496	63%	2531	54%	793	9%	0.000	8%	0.004
S - PCG reports changes to quantity of classrooms or classroom equipment - More learning materials	20%	2432	20%	881	0%	0.853	53%	2202	41%	730	12%	0.000	13%	0.000
S - PCG reports changes to quantity of classrooms or classroom equipment - More stationary	9%	2432	9%	881	0%	0.711	31%	1744	24%	611	7%	0.000	7%	0.002
S - PCG reports changes to quantity of classrooms or classroom equipment - More textbooks	17%	2432	14%	881	3%	0.049	49%	2063	35%	661	14%	0.000	12%	0.000
S - PCG reports changes to the number of schools in the village - More schools	13%	2432	8%	881	4%	0.000	32%	2356	24%	727	8%	0.000	4%	0.079
S - PCG reports journey to school is fairly or very unsafe	18%	1404	21%	496	-3%	0.167	14%	2888	16%	923	-3%	0.069	0%	0.872
S - PCG reports learning conditions got better in last two years	67%	1439	70%	501	-3%	0.244	73%	2891	71%	916	2%	0.165	5%	0.076
S - PCG reports teachers absent many time each month	2%	1421	2%	490	0%	0.925	2%	2866	2%	921	0%	0.962	0%	0.963
S - PCG reports teachers sometimes absent	72%	1431	71%	493	2%	0.463	75%	2875	73%	916	2%	0.279	0%	0.979

Table 34: Differences in endline indicator levels across treatment and control groups in RI (Somalia)

RI (Somalia)	Midline						Endline						Midline to endline	
	Treatment		Control		t-test		Treatment		Control		t-test		difference-in-difference	
	Etm	NObs	Etm	NObs	Etm	pvl	Etm	NObs	Etm	NObs	Etm	pvl	Etm	pvl
Household survey														
EXPOSURE														
E - Activities: Access for specific group	49%	347					53%	202						
E - Activities: Build schools or classrooms	56%	347					24%	202						
E - Activities: Community	30%	347					17%	202						
E - Activities: Improve school Management	20%	347					12%	202						
E - Activities: Safe spaces	11%	347					9%	202						
E - Activities: Scholarships or supplies	6%	347					3%	202						
E - Activities: Support learning	19%	347					23%	202						
E - Activities: Teacher training	4%	347					6%	202						
E - Girl attended special classes or study groups	23%	1147					13%	1059						
E - Girl received special tutoring or help with her schoolwork	15%	1144					14%	1065						
E - Girl was given school books	15%	1149					16%	1062						
E - Girl was talked to about enrolling	13%	1144					17%	1064						
E - New Primary school built since baseline	26%	1020					23%	980						
E - New Secondary school built since midline	25%	609					18%	901						
E - Organizations: Community groups	33%	347					22%	202						
E - Organizations: Government officials	5%	347					4%	202						
E - Organizations: local parents groups	37%	347					28%	202						
E - Organizations: local women's groups	45%	347					50%	202						
E - Organizations: NGOs	41%	347					24%	202						
E - Organizations: Religious groups	19%	347					15%	202						
E - PCG reports community has become more encouraging toward girls' education	85%	1112					81%	1028						
E - PCG reports organizations carried out activities in community to improve education	39%	1021					37%	892						
BARRIERS														
A - Consider the following in education decision - The child's ability?							55%	1078						
A - Consider the following in education decision - The child's age							86%	1078						
A - Consider the following in education decision - The jobs in the area for children							1%	1078						
A - Consider the following in education decision - Whether they are a boy or a girl?							5%	1078						
A - No members of household are part of a school committee							95%	1065						
A - PCG believes girls learn less than boys at school	3%	1054					4%	949						
A - PCG believes it has become more common to send girls to school since baseline	86%	1105					89%	1036						
A - PCG doesn't listen to girl's views when making decisions about her education	79%	1154					90%	1071						
A - PCG says it is rare or uncommon for families to not send girls to school in this area	12%	1146					3%	1052						
A - PCG wanted girl to get primary education or less when she was young	13%	1139					3%	1063						
A - Someone other than the PCG makes decisions about girl's education	64%	1156					68%	1073						
P - Deprivation: girl went hungry in last year							55%	972						
P - Deprivation: went without cash income							73%	986						
P - Deprivation: went without clean water							59%	1012						
P - Deprivation: went without medicine							62%	1008						
P - difficult to afford for girl to go to school							65%	1013						
P - Dwelling is informal structure	51%	1117					79%	1075						
P - Electricity is not available at all times of the day							36%	643						
P - Floor of dwelling is made of impermanent materials	28%	1157					34%	1073						
P - Had to pay for girl's schooling in last year (books/supplies)							78%	1015						
P - Had to pay for girl's schooling in last year (buildings)							36%	1007						
P - Had to pay for girl's schooling in last year (lunch)							33%	1006						

STEP CHANGE WINDOW – ENDLINE EVALUATION REPORT - ANNEX K

P - Had to pay for girl's schooling in last year (transport)			12%	1006
P - Had to pay for girl's schooling in last year (tuition)	59%	927	63%	1013
P - Had to pay for girl's schooling in last year (uniforms)			78%	1015
P - Household does not get electricity from the grid	54%	1155	41%	1069
P - household does not have car			94%	1078
P - household does not have scooter or motorcycle			99%	1078
P - household does not have a bicycle			99%	1078
P - Household does not have a functioning radio or TV	142%	1147	71%	1070
P - Household does not have a phone	4%	1157	9%	1073
P - Household does not have a private toilet	23%	1146	28%	1069
P - Household does not have books in the house (other)	86%	1158	85%	1078
P - Household does not have books in the house (religious)	13%	1158	9%	1078
P - Household does not have books in the house (school)	21%	1158	12%	1078
P - Household does not have books in the house (story)	75%	1158	73%	1078
P - Household does not own any land	44%	1071	47%	931
P - Household has money coming in from non-ag business	8%	1082	7%	963
P - Household has money coming in from other source	12%	1082	10%	963
P - Household has money coming in from paid work	37%	1082	36%	963
P - Household has money coming in from pensions	0%	1082	1%	963
P - Household has money coming in from remittances	0%	1082	0%	963
P - Household has money coming in from rental of land	1%	1082	1%	963
P - Household has money coming in from rental of property	1%	1082	1%	963
P - Household has money coming in from savings or investment	13%	1082	9%	963
P - Household has money coming in from selling crops	7%	1082	5%	963
P - PCG says family is unable to meet basic needs	32%	1132	33%	1050
P - Roof of dwelling is made of impermanent materials	19%	1159	19%	1075
P - Source of water is unprotected	25%	1124	25%	1005
S - Girl had bad or dangerous experience travelling in area			5%	1075
S - Girl's goes to all-girls school			2%	1013
S - Girl's journey to school is an hour or more			10%	1091
S - Girl's main teacher is male			75%	1006
S - Journey to primary school an hour or more			4%	1091
S - PCG believes classrooms not satisfactory			7%	983
S - PCG believes teaching not satisfactory			8%	980
S - PCG believes textbooks not satisfactory			15%	893
S - PCG believes toilets not satisfactory			20%	898
S - PCG reports changes in school have help girl learn			63%	999
S - PCG reports changes to number of classrooms - More classrooms	147%	264	95%	335
S - PCG reports changes to number of teachers - More teachers (any gender)			68%	305
S - PCG reports changes to number of teachers - More teachers (female)			12%	305
S - PCG reports changes to number of teachers - More teachers (male)			31%	305
S - PCG reports changes to quality of classroom equipment - Better classrooms	90%	252	90%	353
S - PCG reports changes to quality of classroom equipment - Better desks or chairs	35%	252	47%	353
S - PCG reports changes to quality of classroom equipment - Less crowded classrooms	14%	252	4%	353
S - PCG reports changes to quality of classroom equipment - New computers	7%	252	1%	353
S - PCG reports changes to quality of school facilities- Better access to electricity			10%	320
S - PCG reports changes to quality of school facilities- Better facilities			56%	320
S - PCG reports changes to quality of school facilities- Better roofing			43%	320
S - PCG reports changes to quality of school facilities-Better toilets			44%	320
S - PCG reports changes to quality of teaching - Better teaching	95%	314	94%	486
S - PCG reports changes to quality of teaching - Teachers more present	42%	314	46%	486
S - PCG reports changes to quality of teaching - Worse teaching	2%	314	4%	486
S - PCG reports changes to quality of textbooks - Better textbooks	98%	255	97%	364

STEP CHANGE WINDOW – ENDLINE EVALUATION REPORT - ANNEX K

S -	PCG reports changes to quantity of classrooms or classroom equipment - More learning materials			48%	295		
S -	PCG reports changes to quantity of classrooms or classroom equipment - More stationary			25%	295		
S -	PCG reports changes to quantity of classrooms or classroom equipment - More textbooks			69%	295		
S -	PCG reports changes to schools in the village - better school quality			50%	230		
S -	PCG reports changes to the number of schools in the village - More schools	74%	193	65%	230		
S -	PCG reports learning conditions got better in last two years			86%	996		
S -	PCG reports teachers absent many time each month			19%	157		
S -	PCG reports teachers sometimes absent			84%	1004		
S -	PCG reports violence at girl's school in last year			9%	991		

Table 35: Differences in endline indicator levels across treatment and control groups in Care (Somalia)

Care (Somalia)	Midline					Endline					Midline to endline			
	Treatment		Control		t-test		Treatment		Control		t-test		difference-in-difference	
	Etm	NObs	Etm	NObs	Etm	pvl	Etm	NObs	Etm	NObs	Etm	pvl	Etm	pvl
Household survey														
EXPOSURE														
E -	Activities: Access for specific group	27%	524					17%	579					
E -	Activities: Build schools or classrooms	70%	524					14%	579					
E -	Activities: Community	61%	524					12%	579					
E -	Activities: Girl/women empowerment	2%	523					4%	579					
E -	Activities: Improve school Management	73%	524					10%	579					
E -	Activities: Safe spaces	69%	524					3%	579					
E -	Activities: Scholarships or supplies	36%	524					10%	579					
E -	Activities: Teacher training	40%	524					6%	579					
E -	Girl attended special classes or study groups	35%	1062					7%	607					
E -	Girl had a scholarship or bursary last year	16%	1071					21%	613					
E -	Girl received special tutoring or help with her schoolwork	8%	1062					8%	614					
E -	Girl was given school books	8%	1064					9%	611					
E -	Girl was talked to about enrolling	9%	1055					10%	611					
E -	New Primary school built since baseline	34%	1004					40%	594					
E -	New Secondary school built since midline	32%	447					42%	340					
E -	Organizations: Community groups	40%	524					11%	579					
E -	Organizations: Government officials	12%	524					1%	579					
E -	Organizations: local parents groups	49%	524					16%	579					
E -	Organizations: local women's groups	36%	524					20%	579					
E -	Organizations: NGOs	83%	524					20%	579					
E -	Organizations: Other	5%	523					1%	579					
E -	Organizations: Religious groups	19%	524					2%	579					
E -	PCG reports community has become more encouraging toward girls' education	87%	1056					83%	603					
E -	PCG reports organizations carried out activities in community to improve education	54%	925					37%	579					
BARRIERS														
A -	No members of household are part of a school committee	77%	1062					79%	613					
A -	PCG believes girls learn less than boys at school	4%	906					7%	547					
A -	PCG believes it has become more common to send girls to school since baseline	86%	1071					86%	615					
A -	PCG believes it would be better for girl to be married or working than in school	3%	1060					4%	603					
A -	PCG believes there isn't enough support for girls to go to school	15%	1057					20%	597					
A -	PCG doesn't believe that education helps people make better lives for themselves	1%	1070					0%	612					
A -	PCG doesn't listen to girl's views when making decisions about her education	74%	1068					69%	612					
A -	PCG says it is rare or uncommon for families to not send girls to school in this area	15%	1056					7%	614					

STEP CHANGE WINDOW – ENDLINE EVALUATION REPORT - ANNEX K

A - PCG says s/he would spend more on education for boys than for girls	3%	816	4%	450
A - PCG wanted girl to get primary education or less when she was young	12%	1041	11%	608
A - PCG wants girl to get primary education or less now	2%	1044	5%	605
A - Someone other than the PCG makes decisions about girl's education	17%	1067	23%	615
P - Deprivation: girl went hungry in last year			25%	613
P - Deprivation: went without cash income			65%	609
P - Deprivation: went without clean water			63%	614
P - Deprivation: went without medicine			62%	607
P - difficult to afford for girl to go to school	45%	855	51%	457
P - Duties affected time spend on duties	19%	842	30%	562
P - Duties prevented girl from enrolling or attending school	21%	854	35%	561
P - Dwelling is informal structure	35%	967	65%	615
P - Electricity is not available at all times of the day			55%	205
P - Floor of dwelling is made of impermanent materials	38%	911	57%	615
P - Girl received money for work			1%	73
P - Had to pay for girl's schooling in last year (books/supplies)	77%	853	82%	457
P - Had to pay for girl's schooling in last year (buildings)	13%	850	20%	452
P - Had to pay for girl's schooling in last year (lunch)	1%	852	4%	457
P - Had to pay for girl's schooling in last year (other)	1%	844	2%	454
P - Had to pay for girl's schooling in last year (transport)	1%	849	0%	458
P - Had to pay for girl's schooling in last year (tuition)	52%	855	58%	457
P - Had to pay for girl's schooling in last year (uniforms)	83%	853	90%	455
P - Household does not get electricity from the grid	88%	1072	76%	613
P - household does not have car			96%	615
P - household does not have scooter or motorcycle			100%	615
P - household does not have a bicycle			100%	615
P - Household does not have a phone	14%	1072	7%	614
P - Household does not have a private toilet	30%	1004	33%	614
P - Household does not have books in the house (other)			97%	615
P - Household does not have books in the house (religious)			11%	615
P - Household does not have books in the house (school)			17%	615
P - Household does not have books in the house (story)			86%	615
P - Household does not own any land			18%	606
P - Household has money coming in from non-ag business			26%	608
P - Household has money coming in from paid work			15%	608
P - Household has money coming in from pensions			1%	607
P - Household has money coming in from remittances			14%	608
P - Household has money coming in from rental of land			0%	608
P - Household has money coming in from rental of property			1%	609
P - Household has money coming in from savings or investment			0%	607
P - Household has money coming in from selling crops			4%	608
P - Household has no source of income	79%	989	76%	608
P - PCG reports girl spends time on the following duties - agricultural work	21%	1070	24%	615
P - PCG reports girl spends time on the following duties - family business or work outside the house	7%	1073	12%	615
P - PCG reports girl spends time on the following duties - fetching water	44%	1070	60%	614
P - PCG reports girl spends time on the following duties - housework	70%	1074	87%	615
P - PCG says family is unable to meet basic needs	24%	1058	26%	614
P - Portion of time girl spends on duties outside school	43%	872	41%	598
P - Roof of dwelling is made of impermanent materials	31%	1019	29%	615
P - Source of water is unprotected	53%	843	52%	570
P - Difficult to say what currency	37%	997	29%	607
P - Girl brings lunch to school	10%	534	5%	408
P - Girl reports experiencing hunger	56%	533	37%	402

STEP CHANGE WINDOW – ENDLINE EVALUATION REPORT - ANNEX K

S - Girl does not attend nearest school				14%	457
S - Girl had bad or dangerous experience travelling in area	4%	1067		3%	591
S - Girl's goes to all-girls school				1%	458
S - Girl's journey to school is an hour or more				45%	615
S - Girl's main teacher is male	94%	853		84%	449
S - Journey to primary school an hour or more	66%	3078		1%	615
S - Journey to secondary school an hour or more	86%	3078		50%	615
S - PCG believes classrooms not satisfactory	10%	848		4%	453
S - PCG believes teaching not satisfactory	10%	844		8%	451
S - PCG believes textbooks not satisfactory	16%	838		12%	443
S - PCG believes toilets not satisfactory	26%	835		12%	441
S - PCG reports changes in school have help girl learn	94%	844		59%	451
S - PCG reports changes to number of classrooms - More classrooms				48%	433
S - PCG reports changes to number of teachers - More teachers (any gender)	62%	173		21%	403
S - PCG reports changes to number of teachers - More teachers (female)	13%	173		8%	403
S - PCG reports changes to number of teachers - More teachers (male)	52%	173		12%	403
S - PCG reports changes to quality of classroom equipment - Better classrooms	77%	312		28%	415
S - PCG reports changes to quality of classroom equipment - Better desks or chairs	60%	312		48%	415
S - PCG reports changes to quality of classroom equipment - Less crowded classrooms	25%	312		18%	415
S - PCG reports changes to quality of classroom equipment - New computers	2%	312		3%	415
S - PCG reports changes to quality of classroom equipment - Other changes	3%	311		0%	415
S - PCG reports changes to quality of school facilities- Better access to electricity	7%	214		7%	414
S - PCG reports changes to quality of school facilities- Better facilities	63%	214		25%	414
S - PCG reports changes to quality of school facilities- Better roofing	53%	214		21%	414
S - PCG reports changes to quality of school facilities-Better toilets	56%	214		38%	414
S - PCG reports changes to quality of teaching - Better teaching	86%	250		53%	425
S - PCG reports changes to quality of teaching - Teachers more present	75%	250		16%	425
S - PCG reports changes to quality of textbooks - Better textbooks	80%	186		49%	398
S - PCG reports changes to quantity of classrooms or classroom equipment - More learning materials	35%	312		30%	398
S - PCG reports changes to quantity of classrooms or classroom equipment - More stationary	34%	312		19%	398
S - PCG reports changes to quantity of classrooms or classroom equipment - More textbooks	39%	312		26%	398
S - PCG reports changes to the number of schools in the village - More schools	39%	94		7%	433
S - PCG reports journey to school is fairly or very difficult	8%	1064		7%	600
S - PCG reports journey to school is fairly or very unsafe	2%	1066		2%	597
S - PCG reports learning conditions got better in last two years	90%	855		80%	451
S - PCG reports teachers absent many time each month	28%	201		6%	452
S - PCG reports teachers sometimes absent	81%	854		79%	453

Table 36: Differences in endline indicator levels across treatment and control groups in World Vision (Zimbabwe)

World Vision (Zimbabwe)	Midline						Endline						Midline to endline	
	Treatment		Control		t-test		Treatment		Control		t-test		difference-in-difference	
	Etm	NObs	Etm	NObs	Etm	pvl	Etm	NObs	Etm	NObs	Etm	pvl	Etm	pvl
Household survey														
EXPOSURE														
E - Activities: Access for specific group	8%	1774	3%	1071	5%	0.000	6%	1835	4%	1024	2%	0.008	-3%	0.019
E - Activities: Build schools or classrooms	3%	1774	2%	1071	1%	0.115	3%	1835	1%	1024	2%	0.001	1%	0.372
E - Activities: Community	24%	1774	12%	1071	12%	0.000	32%	1835	12%	1024	20%	0.000	7%	0.001
E - Activities: Girl/women empowerment	11%	1774	6%	1071	5%	0.000	9%	1835	5%	1024	5%	0.000	0%	0.852
E - Activities: Improve school Management	2%	1774	1%	1071	1%	0.127	3%	1835	1%	1024	2%	0.001	1%	0.175

STEP CHANGE WINDOW – ENDLINE EVALUATION REPORT - ANNEX K

E - Activities: Other	10%	1774	4%	1071	6%	0.000	9%	1835	3%	1024	6%	0.000	0%	0.924
E - Activities: Safe spaces	7%	1774	3%	1071	4%	0.000	9%	1835	5%	1024	4%	0.000	0%	0.753
E - Activities: Scholarships or supplies	13%	1774	14%	1071	-1%	0.540	22%	1835	17%	1024	5%	0.001	6%	0.005
E - Activities: Support learning	21%	1774	14%	1071	7%	0.000	36%	1835	13%	1024	23%	0.000	16%	0.000
E - Activities: Teacher training	1%	1774	0%	1071	1%	0.016	1%	1835	0%	1024	1%	0.001	0%	0.775
E - Girl attended special classes or study groups	7%	1659	4%	1020	3%	0.001	20%	1776	11%	986	9%	0.000	6%	0.000
E - Girl had a scholarship or bursary last year	17%	1764	16%	1065	1%	0.354	15%	1861	14%	1025	0%	0.960	-1%	0.527
E - Girl received special tutoring or help with her schoolwork	11%	1687	10%	1022	1%	0.364	18%	1822	12%	1009	6%	0.000	5%	0.013
E - Girl was given school books	8%	1768	8%	1068	0%	0.873	7%	1858	7%	1029	0%	0.740	0%	0.728
E - Organizations: Community groups	5%	1774	5%	1071	0%	0.987	5%	1835	3%	1024	1%	0.047	1%	0.213
E - Organizations: Government officials	5%	1774	5%	1071	0%	0.953	3%	1835	5%	1024	-1%	0.075	-1%	0.196
E - Organizations: local parents groups	3%	1774	1%	1071	2%	0.001	3%	1835	2%	1024	1%	0.023	0%	0.663
E - Organizations: local women's groups	8%	1774	2%	1071	6%	0.000	14%	1835	4%	1024	9%	0.000	3%	0.060
E - Organizations: NGOs	38%	1774	24%	1071	14%	0.000	57%	1835	30%	1024	27%	0.000	13%	0.000
E - Organizations: Other	14%	1774	6%	1071	7%	0.000	21%	1835	7%	1024	14%	0.000	6%	0.001
E - Organizations: Religious groups	5%	1774	3%	1071	3%	0.000	3%	1835	2%	1024	0%	0.775	-2%	0.013
E - PCG reports community has become more encouraging toward girls' education	76%	1709	72%	1024	5%	0.008	86%	1805	71%	1002	15%	0.000	10%	0.000
E - PCG reports organizations carried out activities in community to improve education	62%	1538	40%	962	22%	0.000	78%	1674	45%	903	33%	0.000	11%	0.000
BARRIERS														
A - No members of household are part of a school committee	92%	1773	92%	1071	0%	0.724	86%	1831	91%	1024	-4%	0.000	-4%	0.014
A - PCG believes girls learn less than boys at school	4%	1640	3%	983	1%	0.160	3%	1597	4%	912	-1%	0.454	-2%	0.133
A - PCG believes it has become more common to send girls to school since baseline	75%	1774	71%	1071	4%	0.021	84%	1835	75%	1024	9%	0.000	5%	0.038
A - PCG believes it would be better for girl to be married or working than in school	11%	1761	12%	1067	-1%	0.246	12%	1861	9%	1025	2%	0.046	4%	0.028
A - PCG believes there isn't enough support for girls to go to school	34%	1658	39%	1007	-5%	0.009	27%	1754	40%	983	-13%	0.000	-8%	0.002
A - PCG doesn't believe that education helps people make better lives for themselves	1%	1771	1%	1071	0%	0.633	1%	1830	1%	1018	0%	0.494	0%	0.411
A - PCG doesn't listen to girl's views when making decisions about her education	35%	1771	40%	1069	-5%	0.005	36%	1824	34%	1021	2%	0.247	7%	0.005
A - PCG says it is rare or uncommon for families to not send girls to school in this area	22%	1760	21%	1060	2%	0.306	23%	1826	28%	1018	-5%	0.006	-6%	0.006
A - PCG says s/he would spend more on education for boys than for girls	3%	1683	3%	1014	-1%	0.282	5%	1690	5%	939	1%	0.552	1%	0.255
A - Someone other than the PCG makes decisions about girl's education	22%	1770	21%	1068	0%	0.902	24%	1821	23%	1019	0%	0.774	0%	0.903
P - Deprivation: girl went hungry in last year	39%	1774	39%	1070	0%	0.968	39%	1857	43%	1030	-4%	0.058	-4%	0.185
P - Deprivation: went without cash income	92%	1775	93%	1070	-1%	0.256	93%	1854	94%	1031	-1%	0.246	0%	0.986
P - Deprivation: went without clean water	20%	1775	20%	1071	0%	0.885	22%	1855	21%	1031	1%	0.422	1%	0.638
P - Deprivation: went without medicine	48%	1763	45%	1065	3%	0.134	44%	1853	42%	1026	2%	0.264	-1%	0.784
P - difficult to afford for girl to go to school	68%	1711	66%	1032	2%	0.277	72%	1744	74%	953	-2%	0.281	-4%	0.126
P - Duties affected time spend on duties	7%	1722	8%	1059	-2%	0.104	7%	844	5%	474	2%	0.175	3%	0.047
P - Duties prevented girl from enrolling or attending school	4%	1724	5%	1052	-1%	0.354	3%	844	3%	476	0%	0.919	1%	0.627
P - Dwelling is informal structure	61%	1563	54%	1021	7%	0.001	52%	1801	55%	983	-3%	0.077	-10%	0.000
P - Girl received money for work	29%	182	40%	99	-12%	0.050	30%	219	30%	110	0%	0.980	12%	0.132
P - Had to pay for girl's schooling in last year	85%	1711	84%	1032	1%	0.513	91%	1744	91%	953	0%	0.996	-1%	0.605
P - Had to pay for girl's schooling in last year (books/supplies)	85%	302	80%	126	5%	0.265	91%	1579	95%	861	-4%	0.000	-9%	0.006
P - Had to pay for girl's schooling in last year (buildings)	3%	1445	2%	861	1%	0.035	24%	1545	19%	842	4%	0.014	3%	0.140
P - Had to pay for girl's schooling in last year (lunch)	21%	1445	24%	861	-2%	0.216	25%	1579	19%	862	6%	0.000	9%	0.001
P - Had to pay for girl's schooling in last year (transport)	18%	1444	18%	861	-1%	0.760	3%	1581	3%	863	0%	0.855	1%	0.720
P - Had to pay for girl's schooling in last year (tuition)	86%	1467	86%	872	-1%	0.685	73%	1599	71%	874	2%	0.394	2%	0.358
P - Had to pay for girl's schooling in last year (uniforms)	37%	1392	34%	825	3%	0.196	74%	1589	71%	866	3%	0.115	0%	0.928
P - Household does not have books in the house (religious)	51%	1775	46%	1071	5%	0.015	37%	1813	36%	990	2%	0.375	-3%	0.268
P - Household does not have books in the house (school)	62%	1775	63%	1071	-1%	0.560	65%	1810	71%	989	-6%	0.001	-5%	0.056
P - Household does not have books in the house (story)	85%	1775	86%	1071	-1%	0.278	77%	1810	78%	989	-2%	0.341	0%	0.963
P - Household does not own any land	7%	1703	5%	1031	2%	0.053	7%	1843	7%	1011	1%	0.580	-1%	0.375
P - Household has no source of income	21%	1705	21%	1025	0%	0.847	17%	1843	20%	1010	-3%	0.039	-3%	0.194
P - PCG reports girl spends time on the following duties - agricultural work	66%	1779	74%	1074	-8%	0.000	71%	1892	74%	1039	-3%	0.057	5%	0.057
P - PCG reports girl spends time on the following duties - caring for family members	64%	1781	68%	1074	-4%	0.017	62%	1892	61%	1039	1%	0.535	6%	0.036
P - PCG reports girl spends time on the following duties - family business or work outside the house	10%	1781	9%	1074	1%	0.329	13%	1885	11%	1035	3%	0.022	2%	0.305

STEP CHANGE WINDOW – ENDLINE EVALUATION REPORT - ANNEX K

P -	PCG reports girl spends time on the following duties - fetching water	89%	1781	91%	1074	-2%	0.110	92%	1891	94%	1038	-2%	0.086	0%	0.901
P -	PCG reports girl spends time on the following duties - housework	85%	1780	88%	1074	-3%	0.026	91%	1891	92%	1039	-1%	0.341	2%	0.286
P -	PCG says family is unable to meet basic needs	48%	1771	46%	1069	2%	0.326	50%	1855	55%	1029	-5%	0.013	-7%	0.014
P -	Portion of time girl spends on duties outside school	17%	363	21%	144	-4%	0.031	12%	913	13%	504	-1%	0.368	3%	0.077
P -	Money from girl's work used for basic items							2%	1895	2%	1039	0%	0.402		
P -	Money from girl's work used for non-basic items							0%	1895	0%	1039	0%	0.287		
P -	Money from girl's work used for school fees or materials							2%	1895	2%	1039	0%	0.725		
S -	Girl had bad or dangerous experience travelling in area	16%	1772	42%	1069	-26%	0.197	4%	1877	3%	1027	1%	0.058	27%	0.120
S -	Girl's journey to school is an hour or more	44%	1785	38%	1075	7%	0.001	100%	1904	100%	1043			-7%	0.001
S -	PCG reports changes in school have help girl learn	60%	1653	59%	994	1%	0.695	68%	1678	57%	931	10%	0.000	10%	0.001
S -	PCG reports changes to number of classrooms - More classrooms	26%	1714	30%	1032	-4%	0.030	31%	1734	35%	955	-4%	0.042	0%	0.999
S -	PCG reports changes to number of teachers - More teachers (any gender)	35%	1714	40%	1032	-4%	0.020	33%	1734	32%	955	2%	0.423	6%	0.026
S -	PCG reports changes to number of teachers - More teachers (female)	5%	1714	5%	1032	0%	0.895	4%	1734	2%	955	1%	0.054	1%	0.304
S -	PCG reports changes to number of teachers - More teachers (male)	2%	317	4%	122	-2%	0.262	1%	1734	3%	955	-1%	0.028	1%	0.555
S -	PCG reports changes to quality of classroom equipment - Better classrooms	12%	1714	10%	1032	1%	0.249	11%	1734	10%	955	1%	0.292	0%	0.946
S -	PCG reports changes to quality of classroom equipment - Better desks or chairs	27%	1714	22%	1032	5%	0.003	35%	1734	31%	955	4%	0.028	-1%	0.743
S -	PCG reports changes to quality of classroom equipment - Less crowded classrooms	1%	1714	1%	1032	0%	0.455	1%	1734	1%	955	1%	0.193	0%	0.635
S -	PCG reports changes to quality of classroom equipment - New computers	0%	1714	0%	1032	0%	0.933	1%	1734	1%	955	0%	0.799	0%	0.861
S -	PCG reports changes to quality of school facilities- Better access to electricity	6%	1714	11%	1032	-5%	0.000	8%	1734	11%	955	-3%	0.029	3%	0.067
S -	PCG reports changes to quality of school facilities- Better facilities	14%	1714	14%	1032	0%	0.971	13%	1734	13%	955	0%	0.948	0%	0.943
S -	PCG reports changes to quality of school facilities- Better roofing	5%	1714	5%	1032	0%	0.623	8%	1734	8%	955	-1%	0.574	0%	0.894
S -	PCG reports changes to quality of school facilities-Better toilets	45%	1714	48%	1032	-3%	0.174	56%	1734	53%	955	4%	0.053	7%	0.019
S -	PCG reports changes to quality of teaching - Better teaching	49%	1714	48%	1032	1%	0.589	50%	1734	45%	955	6%	0.004	5%	0.089
S -	PCG reports changes to quality of teaching - Teachers more present	4%	1714	6%	1032	-2%	0.037	3%	1734	3%	955	0%	0.881	2%	0.083
S -	PCG reports changes to quality of textbooks - Better textbooks	20%	1714	16%	1032	4%	0.009	31%	1734	19%	955	13%	0.000	9%	0.000
S -	PCG reports changes to quantity of classrooms or classroom equipment - More learning materials	12%	1714	9%	1032	3%	0.003	23%	1734	15%	955	8%	0.000	5%	0.018
S -	PCG reports changes to quantity of classrooms or classroom equipment - More stationary	2%	317	0%	122	2%	0.025	2%	1734	0%	955	1%	0.001	0%	0.757
S -	PCG reports changes to quantity of classrooms or classroom equipment - More textbooks	18%	1714	14%	1032	4%	0.003	24%	1734	14%	955	11%	0.000	6%	0.003
S -	PCG reports changes to the number of schools in the village - More schools	12%	1714	7%	1032	5%	0.000	11%	1734	10%	955	1%	0.236	-4%	0.033
S -	PCG reports learning conditions got better in last two years	60%	1714	61%	1032	0%	0.800	66%	1734	59%	955	7%	0.000	8%	0.004
S -	PCG reports violence at girl's school in last year	2%	1670	4%	1007	-2%	0.006	3%	1696	3%	926	0%	0.832	2%	0.057
S -	PCG reports changes to quality of school facilities- Other changes	3%	1714	3%	1032	1%	0.161	5%	1734	6%	955	-1%	0.457	-2%	0.154







Annex L – Sustainability

Endline Report – Step Change Window

Final Version (December 2017)

Annex L – Sustainability

- **Approach:** Information harvested from project report
- **RAG rating:** rating for each project alongside a table which looks at barriers and drivers of sustainability for each project and evidence of sustainability presented for each project activity. For the RAG rating projects were scored in two areas – **committed support and committed resources**. A score of green indicates a fully sustainable project with strong support and funding in place. Red indicates no viable evidence of sustainability for any activities.

Rating Symbol	Rating description
	Green: strong performance, evidence of a fully sustainable project with support and funding in place to continue all desired activities
	Green- Amber: performed well, evidence of support and/or funding in place to support major or a majority of activities. Or evidence of beneficiaries independently running activities
	Amber – Red: underperformance. evidence of work towards sustainable activities but major or a majority of activities are not sustainable
	Red: poor performance. No viable evidence of sustainability for any project activities

- All the reports include a section on sustainability and include general information that covers how sustainable activities are likely to be and the additional funding leveraged. The SCW sections tend to include more depth than IW and include more quotes from stakeholders.
- Not all project activities are included in the sustainability sections. In most cases there is little change in the sections from midline and little evidence of new activities or the development of activities to respond to challenges or changes

Table 37: STC (Ethiopia) Reported effectiveness in sustaining activities

Stated Strategy	Sustain what critical activities?	Resources levered to sustain?	Who?	Evident Drivers?	Evident Barriers?	Likelihood to continue?
<i>Global Level – DFID funding through GEC Transitions</i>	New project	DFID	DFID	<u>Additional funding could sustain all activities below</u>		Depends on project design?
National and district level – officials take over monitoring	Cluster Supervisors and woreda staff trained to		Woreda Education Office (WEO) and	Training has been provided on multiple occasions and to multiple groups		Likely: at least initially there is evident

STEP CHANGE WINDOW – ENDLINE EVALUATION REPORT - ANNEX L

<i>of use of project activities</i>	supervise and monitor (REB monitoring of schools and school management)	Regional Education Bureau (REB)	WEO officers expressed support for the programme In Semera, officials have begun other projects to improve girls' access to education including the construction of boarding facilities	commitment to maintain activities	
School level – Improved school buildings	Infrastructure Improvements and school construction	Community, Regional Education Bureau (REB)		Not at all school or WASH infrastructure planned has been completed Lack of local secondary school buildings Not all infrastructure projects are complete No funds in place to maintain	Unlikely: further support would be needed
School Level – New teaching methods are used and supported	Teacher Training	School	Teachers, school directors and school management all say that new gender sensitive teaching methods are being used		
School level – Sanitary products are provided for girls	Sanitary Pads and other material support	REB/WEO		No funds in place to maintain	
School level – New teaching methods are used and supported	PTAs	School		Some PTAs reported that they did not have time to follow girls education activities	
School level – New teaching methods are used and supported	Afar language teaching and school materials	School	Afar speaking teachers are present in schools one WEO rep said they had 99 or 346 teachers who can teach in Afar	No evidence of teachers staying in post No funds to maintain or replace materials	
School Level – Girls are supported	Girls clubs				No evidence
School Level – Barriers to attendance are reduced	School Feeding				No evidence

Overall Sustainability Rating



Drivers of Sustainability

- **Positive community attitude:** There have been strong changes in attitude within the community toward the support of girls' education expressed in FGD and KIIs, this change in attitude and expressions of support for girls education leads the evaluators to believe that schools will be maintained and textbooks replaced – although no additional funds or support are available to support this.
- **Green rated project activity:** Supervision of school by woreda staff, training has been provided multiple times, at multiple staff levels and is incorporated into job roles. Officials have increased their support for other girls education programmes

Barriers to Sustainability

- The endline evaluator suggest that conditions are in place to sustain around a third of the projects activities, at the time of the endline evaluation some project activities, such as the construction of school where not complete, respondents spoke about the continued lack of second cycle primary school and secondary schools close to communities. It is unlikely that the WEO and REB will have the funds to construct these school which limits girls' opportunity to complete a full cycle of education. Some of the projects activities are viewed as completed, such as the new school buildings – little concern with upkeep.
- **Cultural attitudes and practices:** The practice of *absuma* continued to act as a cut off point for girls' education, respondents said that efforts to tackle this had not been as intensive in community awareness programming and without follow up and government intervention was likely to continue as a problem
- **Lack of resources:** WEO's support the initiative but are under resourced and are not able to support the maintenance of infrastructure when the needs of other district school are greater. *"There are a total of 43 schools in our woreda including the mobile schools. Due to budget limitation we could not undertake all the planned activities and achieve the expected outcomes in our schools. For instance, we could not recruit enough teachers with good academic record. There are schools in our woreda that do not have enough desks and chairs.* (EL KII Participant from Ada'ar woreda).
- **Not all activities delivered:** Little evidence was found of Network Cards being given or used within schools, these were designed to make it easier for girls' to transfer between schools when they migrated. when girls were requested to select from a list all the activities that their parents, community members or school have done in the past three years, only 17 out of 2905 (0.6%) ticked that they were "given a network card". There were also schools without water points at endline.

Table 38: STC (Mozambique) Reported effectiveness in sustaining activities

Stated Strategy	Sustain what critical activities?	Resources levered to sustain?	Who?	Evident Drivers?	Evident Barriers?	Likelihood to continue?
Global Level – <i>DFID funding through GEC Transitions</i>	New project	DFID	DFID	<u>Additional funding could sustain all activities below</u>		Depends on project design?
National level – <i>Government support for activities to continue</i>	Project Activities Generally		Ministry of Education and Human Development (MINED)	Linkages created between policy champions and government. Influence on national gender strategy Good relationships around literacy and numeracy agenda		Likely: Strong relationship with government seem to have been established
National level – <i>Government support for activities to continue</i>	Bursaries		MINED	Discussions to transfer knowledge and learn from the programme but no agreement in place		Unlikely: No decision to support has been made
Community Level – <i>Schools are more supportive of girls</i>	School Safe Committees	Contributions from Community members	Community members	Commitment from community to maintain these activities Brochure produced to highlight role of Gender focal point. This has been distributed to schools Community member have contributed to school safety funds Training delivered through a cascade model	No plan for materials or to provide support	Likely: At least initially
Community level – <i>Community is more supportive of girls</i>	Women's groups		Community members	Commitment from community to maintain these activities Trained to deliver advocacy messages as radio broadcasts stop	No plan for materials or to provide support	Unlikely: Further support would be needed
School level – <i>Girls are supported in their education</i>	Girls clubs		Community members	Manual developed for girls and teachers on how to run girls' clubs		Unlikely: Further support would be needed
School level – <i>Teachers are better trained</i>	Teacher Training		Ministry of Education	Strong commitment from MoE to scale up literacy boost Work with teaching colleges to integrate training		Likely: Support established to continue activities

Door to door awareness raising	No evidence
School kids	No evidence
Radio Programme	No evidence
Mini libraries and school libraries	No evidence

Overall Sustainability Rating



Drivers of Sustainability

- **Community Commitment:** The project aimed to establish a strategy with government for the take over and expansion of school kits and secondary bursaries. Qualitative evidence suggests that literacy promoters, gender focal points, and women’s groups are eager to continue community sensitization activities after the project ends. There are some communities where financial contributions have been made to school support funds.
- **Teachers are positive about new teaching methodologies:** Teachers are reported to have witnessed results with the literacy and numeracy boost methodologies, many say they will still apply it after the project’s conclusion. As one head teacher puts it: “*Save has contributed to a change of attitude and approach towards teaching,*” although there do not seem to be any formal structures in place to support this.
- **Use of cascade training models:** School Safety Committee training was designed to be delivered through a cascade model and training materials are available. Community members have made financial contributions to committee funds.

Barriers to Sustainability

- **Reliance on community:** there are significant concerns regarding incentives provided by PAGE-M and whether communities will still be willing to participate in sensitization activities without these incentives
- **Restricted access to communities for officials:** It is likely the political tension in Manica and Tete will hamper the monitoring activities of district and provincial officials, who do not have private transport to access rural areas and access to public transport is limited: “*the movement and circulation is practically closed and our interventions are needed more in the district than here in the city, the people who need more of our support are in the village rather than in town, so at this moment it is difficult to reach those people who need our support because of this crisis that we have in the country*”

Table 39: BRAC (Afghanistan) Reported effectiveness in sustaining activities

Stated Strategy	Sustain what critical activities?	Resources levered to sustain?	Who?	Evident Drivers?	Evident Barriers?	Likelihood to continue?
Global Level – <i>DFID funding through GEC Transitions</i>	New project	DFID	DFID	<u>Additional funding could sustain all activities below</u>		Depends on project design
National level – <i>Children transfer to government schools</i>	Classes in Hub schools		MoE	MoE committed to taking over BRAC classes in hub schools	Limited awareness of handover activities from government officials and shuras Lack of resources for children to attend hub schools and lack of transport to schools	Likely: transition planning is ongoing although resource may be limited
National level – <i>Government takes over community schools</i>	Community Based Girls Schools (CBGS)		MoE	Officials have monitored activities and positive relationships developed MoE committed to taking over classes in communities that are close to hub schools Handover meetings with community members have informed them of the process and handover plans for individual students shared with mothers	No funds from government to establish as outreach classes Many schools will not be supported by MoE A plan for how the takeover would happen was not in place at endline Limited awareness of handover activities from government officials and shuras	Unlikely: resources are not committed to take over
Community Level – <i>Cost of school is reduced</i>	Mothers Forum		Community members		Mothers do not see why forums would continue after the project finishes and state the opinion that attitudes have already been changed	Unlikely: Community is not committed to continuing this activity
School level – <i>Teachers are better trained</i>	Training of Government School teachers and teacher recruitment					No evidence
School level – <i>Girls are better supported</i>	Peer Mentoring				No plans in place to recruit new mentors No funds to continue activities	

Community level – Cost of school is reduced	Stipends			No funds to continue activities
Community level – Cost of school is reduced	Community and Stakeholder Workshops	Community members	There are evident changes in attitudes	No funds or plans in place to continue workshops

Overall Sustainability Rating



Drivers of Sustainability

- BRAC’s (Afghanistan) sustainability strategy primarily focuses on the handover of CBGS graduates to government hub schools, with a number of key activities to support this process. At the point of the endline report it was unclear how effective this handover is likely to be.
- Changes in attitude might outlast the project: While there are more positive attitudes towards education in the community, it seems unlikely that girls would be permitted to travel any distance to attend the hub schools, one person commented “*Yes few numbers of girls will go to government school after finishing the community school because we have insecurity problem in our country for example: in the previous month some of the government school girls have been kidnapped and after three months we just found their corpse. (Focus group with community stakeholders, Kabul, District 4).*”

Barriers to Sustainability

- Reliance on Funding: the majority of project activities are reliant on additional funding being found in order for them to continue.
- Late in building relationships with government: PED and DED officials are positive about the project but late relationship building means that they have not been involved throughout the life of the project – limiting opportunities for activities to be taken on by the government. Some communication problems seem to remain. One district official said *BRAC foundation informs us just through notes. And we solve their needs by launching some workshops, but BRAC foundation has not told anything about their works and plans for us yet. (DED official, Jabul Saraj District, Parwan)*
- Transfer to government schools: Girls are planned to transition to government hub schools in order to complete a full cycle of education, however for most families this is unrealistic, the hub schools are very far from CBGS communities and where insecurity is a strong barrier, and for families that are poor and cannot afford to support girls’ school costs and safe transportation. Parents have also expressed concerns about teaching quality in government schools. At endline, government officials did not seem to have a plan for how the transitions would take place or understanding of the barriers that girls might face in the transfer.

Table 40: Plan (Sierra Leone 1) Reported effectiveness in sustaining activities

Stated Strategy	Sustain what critical activities?	Resources levered to sustain?	Who?	Evident Drivers?	Evident Barriers?	Likelihood to continue?
Global Level – <i>DFID funding through GEC Transitions</i>	New project	DFID	DFID	<u>Additional funding could sustain all activities below</u>		Depends on project design
National level – <i>Government support for project activities</i>	Project activities generally		Ministry of Education Science and Technology (MEST)	MEST monitoring visits to schools but no formal advocacy	Formal advocacy planned by the project was curtailed by the Ebola emergency	Unlikely: further actions required
National level – <i>Government support for project activities</i>	Bursaries		MEST		No further resources obtained	Unlikely: further actions required
National Level – <i>Broadcast continue</i>	Radio Broadcasts			Teachers and girls report a more supportive atmosphere Students in school are beginning to use contraception	No plans for future broadcast	
National level – <i>Teachers are better trained</i>	Teacher Training		MEST	Teachers and girls report a more supportive atmosphere Qualitative evidence shows that corporal punishment is being used less in schools	Teachers are poorly trained – no plan to ensure that schools are able to afford to employ better trained staff No plans for follow training	Unlikely: further actions required
School level – <i>Girls are better supported to learn</i>	Study clubs		Schools	Additional cohort of programme volunteers (PV trained to run a new study group at 180 schools)	No plans to source the financial support they need	Unlikely: further actions required
Community level – <i>Community more supportive of girls' education</i>	Child led and parents advocacy groups		Schools			No evidence
School level – <i>Support children with disabilities</i>	Individual support to children with disabilities		Schools			No evidence

School level – Teachers are better trained	Learning Assistants	FAWE and OU	Schools and partners	Some evidence of learning assistants attending teacher training courses Trainings provided by FAWE and Open University to support the Las in their understanding of key subjects – in particular maths, English, and methods of teaching	Likely: partners delivering activities
---	------------------------	----------------	-------------------------	---	---

Overall Sustainability Rating



Drivers of sustainability


- The project recognises that sustainability of the project's impact would involve scaling up and scaling down different aspects of the programme. There are particular plans to scale up activities around skills development and capacity building, in line with government priorities. Linkages with other projects on areas such as girls' clubs and teacher training are also planned. Plans for the continuation of activities take account of what was successful about programme activities and where improvements could be made – for example new study groups will be facilitated by two teachers, one specialist in science subjects and one specialist in arts subjects with the goal of improving the quality of teaching.
- **Independent formation of groups:** There are reports of study groups forming outside of the intervention which bodes positively for sustainability after the GEC. Head teachers and school management are supportive of the groups.
- **Positive impacts for individuals:** Learning assistants have enrolled in teacher training college and are likely to go onto teaching careers.

Barriers to sustainability

- Possibilities for advocacy with the government of Sierra Leone were limited by the Ebola crisis, and the crisis meant that information sharing and the dissemination of information gathered through children's clubs was limited. This included a scaledown of the scorecard activities which were not practical during the Ebola epidemic.
- The quality of teaching both in schools and in girls clubs remains low and additional training is needed to provide girls with a good education. PTA members, teachers and principals indicated that there are a few well-trained teachers within the schools and they cannot afford to hire teachers with more advanced qualifications.

Table 41: Plan (Sierra Leone 2) Reported effectiveness in sustaining activities

Stated Strategy	Sustain what critical activities?	Resources levered to sustain?	Who?	Evident Drivers?	Evident Barriers?	Likelihood to continue?
Global Level – <i>DFID funding through GEC Transitions</i>	New project	DFID	DFID	<u>Additional funding could sustain all activities below</u>		Depends on project design?
National level – <i>Government support for project activities</i>	Project activities generally		MEST	Capacity building has focused on teams from local governments with the goal of MoEST taking leadership of programme activities		Unlikely: no concrete commitments are evident
National level – <i>Broadcast continue</i>	Radio Broadcasts		MEST	62.7% of endline respondents feel that their communities have become more supportive of girls' education in the past three years.	Girls still felt that they did not have control over their education and where unlikely to be able to stay in school – 61.5% said they believe that they cannot stay in school and 38.5% that they do not have the power to make decisions about their future	Unlikely: no concrete commitments are evident
National Level – <i>Government support for project activities</i>	Bursaries					No evidence
School level – <i>Girls are better supported to learn</i>	Study Groups					No evidence
School level – <i>Girls are better supported to learn</i>	School plans to address child protection and psychosocial support available for children			200 schools are reported to have developed action plans Amongst 44 schools visited at endline 84.1% monitor and refer child protection issues	Only 18% of schools visited at endline provide support to students regarding sexual health and early marriage	Unlikely: Further support to implement plans is needed

Overall Sustainability Rating

Drivers of sustainability

- The project has undertaken some capacity building work with the Ministry of Education, Science and Technology with a view for them to take over the running of activities – but there is no evidence of handover plan or definite commitments from the government.

Barriers to sustainability

- There **are remaining attitudinal and cultural barriers to girl's education**: early marriage and pregnancy emerged in the qualitative research as key barriers to girls completing a cycle of education. Current government policy prohibits pregnant girls from attending school or sitting for vital examinations; the latter prohibition prevents their advancement to higher levels of education. In FGDs girls suggested that this was a widespread problem *"is not a good place for growing girls, because most of the young girls in the community within PS and JSS mostly get pregnant while they are still in school and this led most of them to drop out."*
- Lack of financing**: Project activities like bursaries require sustained funding to continue – currently when school materials or uniforms become unusable it is unlikely that families would be able to afford to replace them.

Table 42: IRC (DRC) Reported effectiveness in sustaining activities

Stated Strategy	Sustain what critical activities?	Resources levered to sustain?	Who?	Evident Drivers?	Evident Barriers?	Likelihood to continue?
Global Level – <i>DFID funding through GEC Transitions</i>	New project	DFID	DFID	<u>Additional funding could sustain all activities below</u>		Depends on project design?
School level – <i>Schools manage distribution of bursaries</i>	Scholarships		Schools and community members	Management by parents committees and schools has strengthened their capacity to be better involved in school management Committee members have said that they will continue to be engaged in school management activities	Parents earnings continue to be low – making it difficult to afford school fees Schools do not have the resources to offer scholarships themselves Schools fees still charged by government	Unlikely: No financial resources to maintain activities
School level – <i>alternative education practices available</i>	Accelerated Learning Programmes (ALP)		Local NGOs and MoE	Materials passed to government with documentation on lessons learnt and good practice Curriculum on how to deliver the programme developed for local NGOs		Unlikely: further support would be needed

STEP CHANGE WINDOW – ENDLINE EVALUATION REPORT - ANNEX L

Community Level - Literacy of community members improved.	Community Literacy Boost Activities	Community members	Community volunteers being trained to continue the activity		Unlikely: further support would be needed
National level – Teachers are better trained	Teacher Training and Support	MoE	Strategic partnership developed with relevant Ministry for the development of in-service teacher training policy Project supporting development of national tutoring strategy using lessons learnt	Level of education of some teachers is very low, making it difficult for teacher training to impact subject or literacy teaching	Likely: agreement to incorporate into education system
School level – Schools are more girl friendly	Gender focused school improvement plans	Community conversations	Parents' Associations	99% of schools had gender focused school improvement plans in place at endline COPAS have raised funds from community members for construction of latrines	Girls report of violence in schools actually increased over the course of the project Unlikely: Further support would be needed
Community Level – Improved household incomes	EA\$E VSLA Groups		Girls Rising, Community members	Volunteers have been trained to expand the programme and supervise groups Coaching on themes relevant for each group has been provided Seeking partnership with Girls Rising to continue community conversations	Unlikely: no solid commitments at endline
	School improvement Grants				No evidence
	Provision of textbooks and other learning materials				No evidence

Overall Sustainability Rating



Drivers of Sustainability

- **Incorporation into national education system:** Project supporting development of national tutoring strategy using lessons learnt and partnership with ministry on teacher training.
- In interviews, the VSLA groups are seen as the main project activity that has the potential to be sustainable. Interviewees suggest that the VSLA has helped parents save in order to pay school fees but there is some doubt whether groups would be able to sustain this in the longer term as structures or training to support groups or ensure sufficient diversity does not seem to be in place *“This association [VSLA] has taught parents to save money so as to help ensure the education of their children. The activity works well because the project is supervising. But I very much doubt that when the project leaves, the VSLA will continue working well. There will be lots of disorder. Community leader, Katanga.”*
- **Training at multiple levels:** The tutoring programme and child protection system established by the project both trained at multiple levels – volunteers, teachers and school directors- to build sustainability of project activities. In the case of child protection, this meant that there were more spaces available to children to report abuse and leveraging existing structures increases the possibility of lasting impact.

Barriers to Sustainability

- The endline research highlights a number of areas where barriers to girls’ education persist, particularly around household work and marginalisation and discrimination. Discriminatory attitudes towards Batswa children persist both amongst communities and education officials, one official from the school authority said *“A pygmy girl can start a school year, but will not finish it. There is a lot of drop-out. They leave the class to work in the fields. It’s especially during the harvesting of caterpillars [chenilles] that they flee from class – and it’s for always [i.e. they never return]. School authorities, Equateur.”*
- There are also concerns that earnings from VSLA will not be enough for parents to be able to afford fees *“Our parents do not have the means for paying our school fees; that’s why we’re chased from school [in the past]. Beneficiary children Kasai (in Kasai more children than in Equateur said they wouldn’t be able to finance the studies).”*

Table 43: Camfed (Zimbabwe and Tanzania) Reported effectiveness in sustaining activities

Stated Strategy	Sustain what critical activities?	Resources levered to sustain?	Who?	Evident Drivers?	Evident Barriers?	Likelihood to continue?
Global Level – <i>DFID funding through GEC Transitions</i>	New project	DFID	DFID	<u>Additional funding could sustain all activities below</u>		Depends on project design?
National level – <i>Life skills training</i>	Life skills training (My Better World)		Camfed and partners	Rolled out into 4 non-project districts	No evidence of any resource to sustain these groups in projects areas	Unlikely: further resources required
School level – <i>Improved teaching methods</i>	Subject Study Guides		Camfed and partners	Teachers used these resources in the classroom with positive learning impacts in math’s Already rolled out into 4 non-project districts	No evidence of any resource to sustain these groups in project areas	Likely: Initially at least
Community Level – <i>Financial</i>	Step Up Fund					No evidence

STEP CHANGE WINDOW – ENDLINE EVALUATION REPORT - ANNEX L

<i>support for girls education</i>					
Community level – Financial support for girls education	Bursary				No evidence
School level – Improved teaching methods	Teacher mentors and teacher training				No evidence
School level – more girl friendly environment	School child protection policy				No evidence
National Level – Teaching standards are improved	Recruitment of learner guides	Teacher training Institutions	3,653 young women were trained to become learner guides across the 2 countries Learner guides have achieved places at teacher training colleges and been able to improve their academic qualifications Improved status within communities Qualitative research showed that guides were committed to continue to support girls	Ongoing training and support requires financial resources	Unlikely: further resources required
Regional level - increased technology use in schools	Mobile platform, to support education planning			Learner guides have been using alternative technologies to connect with each other outside project activities Requires ongoing maintenance and support	Unlikely: further resources required
Community level – Increased support for girls education	Engagement of CAMA and parents support groups	Community Contributions	Community members have raised fund to pay for school feeding	Ongoing training and support would be necessary to build on and expand these activities	Unlikely: further resources required

Overall Sustainability Rating



Drivers of Sustainability

- The evaluators are confident that project activities have had a potentially sustainable impact on the individual girls who have participated, their higher educational attainment, increased confidence and positive attitudes and access to business loans is likely to stand them in good stead as they leave school. There seems to have been a particularly positive impact on Learner Guides who in some cases have become quite engaged with community decision making structures “*They [local authorities] used to ask ‘Who are you?’ when I came to meetings. Now if I don’t come they ask ‘Where is she’ because they want my input.*”
- **Use of existing Camfed structures:** The use of structures such as CDC, Parent Support Groups (PSGs), Mother Support Groups (MSGs) and CAMA members has enabled the project to actively engage with community members and there was evidence in the qualitative research of these groups working together to support the goals of the project. Using these structures to manage other projects is also seen as having been cost effective and a sound base for other interventions – for example initiatives building women’s skills in entrepreneurship
- **Interest from other organisations:** In Tanzania Learner guide programme has already been rolled out into different districts, there has also been interest expressed from the Education Commission (International Commission on Financing Global Education Opportunity) to explore the wider potential of the Learner Guide mechanism with the Tanzania Government. In Zimbabwe District Schools Inspectors have been integrated into the delivery and support of the Learner Guide Programme through being trained as BTEC assessors, and will continue this as part of their regular work

Barriers to sustainability

- **No alignment with government:** The project activities are not aligned with government activities and are unlikely to receive government support – in many cases continuation is reliant on group members being willing to continue activities without any support
- **Reliance on community members:** In the longer term the project relies on voluntary groups and structures remaining committed to the project and is unlikely to be sustainable without government support

Table 44: WUSC (Kenya) Reported effectiveness in sustaining activities

Stated Strategy	Sustain what critical activities?	Resources levered to sustain?	Who?	Evident Drivers?	Evident Barriers?	Likelihood to continue?
Global Level – <i>DFID funding through GEC Transitions</i>	New project	DFID	DFID	<u>Additional funding could sustain all activities below</u>		Depends on project design?
School level – <i>Construction of new infrastructures</i>	Construction of Girl Friendly Learning Environments	Community contributions	Community	Sanitary blocks constructed at 30 schools. 48 teachers hired and 36 classrooms built and books distributed KEEP has encouraged a sense of ownership of new facilities in the hope	Consequences of insecurity mean that pupil/teacher ratio has not reduced No evidence of ongoing funding to support teacher salaries	Unlikely: further resources would be required

STEP CHANGE WINDOW – ENDLINE EVALUATION REPORT - ANNEX L

			that they will be looked after	
School level – Better trained teachers	Teacher Training		700 teachers have received training	Not all teachers in a school training – not clear if there was any impact on school environment Unlikely: further resources would be required
School Level – Management structures are improved	Training PTAs and Boards of Management		860 members have received training	No plans for training for future members Unlikely: further resources would be required
School level – Support for girls’ education	In-kind support (uniforms, sanitary wear, school supplies, textbooks)			Quality of sanitary products and distribution is seen as poor Unlikely: further resources would be required
School level – Support for girls’ education	Remedial classes			No evidence
Community level – support for girls’ education	Solar lamps		21,029 lamps delivered KEEP has encouraged a sense of ownership of new facilities in the hope that they will be looked after	Some evidence that lamps were not being used as intended and some had been sold for cash by households No support available when lamps stopped working Unlikely: no plans for replacement or maintenance
School Level – support for girls’ education	Secondary School Scholarships	UNHCR	Expanded by 50% from original plan assisting 359 girls Partnerships with other agencies meant another 102 girls benefited	Demand for scholarships far exceeded supply and resources not available to facilitate transition to secondary schools Likely: additional support has been secured
School level - support for girls’ education	Counselling to improve learning outcomes		6500 girls received counselling Expanded from initial plan to adopt a cascade model which includes counsellors, peer-to-peer counsellors along with community mobilisers with a cascade model Linked into child protection system with	Unlikely: further resources would be required

		counsellors charged with reporting cases as necessary	
Community level – support for girls’ education	Community Mobilisation		No evidence
School level - support for girls’ education	Girls Clubs		No evidence

Overall Sustainability Rating



Drivers of Sustainability

- **Partnerships with other agencies:** Support from UNHCR and other agencies was secured to deliver more scholarships than the project had envisaged but there are no clear plans for the continuity of these activities
- **Cascade model for counselling:** This activity was also delivered on a larger scale than had been envisaged by the project. The amended counselling, meant to help girls overcome family or personal issues, was designed using a cascade model and included training for multiple professional groups, which included counsellors, peer-to-peer counsellors along with community mobilisers. There were no clear plans for ongoing training or support.

Barriers to Sustainability

- **Teacher Training was not comprehensive:** The training provide to teachers as short and the project recognises that it was unlikely to fully counter years of habit in teaching methods. The endline research found variable levels of commitment to using new techniques in the classroom. One respondent commented *“It is clear that a one-week training session can do no more that introduce new ideas. However, according to feedback from participants, they now have a different outlook on their role and the importance of doing their best to ensure that all learners, girls and boys, meet success.”*
- **Evaluators found that WUSC made little effort to package or communicate project results and activities for local or national officials or donors in order to try and build support for the projects activities once the GEC ended – initially there is no advocacy strategy as part of the project. KEEP did some advocacy around girls’ scholarships although there is no evidence that their activities have had any impact on government policy. WUSC also report a general worsening economic situation amongst households in the project areas.**
- **Reliance on community:** The level of engagement of school governance structures remains very variable across the project areas. The project is reliant on the election of committed and qualified people. There was more emphasis on building the capacity of BoM and PTAs later in the project towards the development of school improvement plans but it is unlikely that there will be sustainable improvements in school governance
- **Changes in attitude are linked to material support.** There are both positive and negative views of the sustainability of attitude change in the project areas. At endline there were more positive attitudes to girls’ education from the community but the sustainability of these attitudes seems low as they often seem to be driven by the material support girls’ received. *If KEEP was to end, enrolment, performance would all go down because there will be no uniforms, textbooks, solar lamps for night studies. There will be dropouts because KEEP is the one providing scholarships, sanitary wear, pays teachers. If KEEP pulls out, many*

girls will stay home. Absolutely no resources for maintenance of these inputs in this community unless provided by a project like KEEP. Opinion leader, Sarif Primary; Sarif, Wajir County

Table 45: ChildHope (Ethiopia) reported effectiveness in sustaining activities

Stated Strategy	Sustain what critical activities?	Resources levered to sustain?	Who?	Evident Drivers?	Evident Barriers?	Likelihood to continue?
Global Level – <i>DFID funding through GEC Transitions</i>	New project	DFID	DFID	<u>Additional funding could sustain all activities below</u>		Depends on project design?
National level – <i>Support to girls with disabilities</i>	Support of girls with disabilities	Contribution from FANA		385 girls with a disability have been supported Partnership with FANA has enable the project to train 800 teachers on disability with a core group trained to carry out assessments	Awareness raising and training activities have not been comprehensive	Unlikely: further resources are required to support
School level – <i>Children are safer at school</i>	Systems to report abuse		Schools	Case Management procedures developed Student feel more confident reporting abuse direct to teachers	Requires funds to continue or transfer to women's and children' affair bureau	Unlikely: further resources are required to support
School Level – <i>Support for learning</i>	Extra tutorials		MoE		Will continue as government supports extra tutorials for low performing students	Likely: This type of activity is already supported by government
Community level – <i>Improved Livelihoods</i>	Community self-help groups	Community contributions	Established Cooperatives	Most groups have been handed over to government supported cooperatives		Likely: transfer of most of these organisations has been achieved
	Sanitation facilities					No evidence
	Grants to families					No evidence
	Training for stakeholders committees					No evidence
	Mentoring volunteers and tutors					No evidence

Material Support (books and uniforms)	No evidence
Teacher training	No evidence
Clun and Reading corners	No evidence
Community conversations	No evidence

Overall Sustainability Rating



Drivers of Sustainability

- **Changes to government policy:** There is an increased government commitment to supporting schools to track attendance and truancy. There is also an increased focus on active learner methods and safer school environments. The project is planning to transfer the monitoring of the learning framework to *woreda* officials for GEC-T but there is no evidence of firm commitment to take over activities
- Incorporation into national structures: Community self-help groups transferred to become government supported cooperatives and are very likely to continue their work. The project states that extra tutorial classes will be supported by the government as they support this kind of activity but there is no discussion of how this would be handed over or indication of financial support from the government

Barriers to Sustainability

- There is very little evidence on the sustainability of this project in the endline report, most activities would require ongoing support and financial resources to continue


Table 46: AKF (Afghanistan) reported effectiveness in sustaining activities

Stated Strategy	Sustain what critical activities?	Resources levered to sustain?	Who?	Evident Drivers?	Evident Barriers?	Likelihood to continue?
Global Level – <i>DFID funding through GEC Transitions</i>	New project	DFID	DFID	<u>Additional funding could sustain all activities below</u>		Depends on project design?
National and regional level – <i>MoE takes over project activities</i>	Community based education classes	MoE	MoE	350 CBE/ALP classes have been handed over to the nearest government hub school at time of endline evaluation Some resources provided by project to girls making the transition to government	No classes taken over as community outreach classes – main barrier seems to be the resources to pay teachers Community members are unable to contribute to	Likely: Transfer is ongoing but unclear how successful it will be

STEP CHANGE WINDOW – ENDLINE EVALUATION REPORT - ANNEX L

		hub schools – including textbooks and uniforms	continuing as community classes No community mechanism in place to raise funds Limited support available to support transferring students in hub-schools No affordable transport options are available to girls in order to travel to schools	
Regional and National level – <i>Teacher training is improved</i>	Teacher Training and support	Guidance materials, textbooks and training material have been distributed PED/DED staff mentioned attending training around gender awareness and the CBE handover process Apprenticeship programme was successful in some areas and graduates are teaching classes	Capacity building at province and district level not national lever Some perceive a lack of support from the government and some graduates have been unable to find jobs	Unlikely: further resources and commitment would be required
Community Level – <i>More positive attitudes to girls' education</i>	Community Events and media on girls' education	Evidence of behavioural changes that may be sustainable for communities	Some evidence of a sense of disillusionment with education resulting from closure of schools and lack of employment opportunities	Unlikely: further resources are needed
	Training of school management counsels (shuras)			No evidence
	Accelerated learning classes			No evidence
	ECD classes			No evidence
	New and renovated school infrastructure			No evidence
	Provision of school equipment			No evidence

Overall Sustainability Rating



Drivers of Sustainability

- **Partnership working:** implemented by a consortium of partners including the Aga Khan Foundation (AKF), Aga Khan Educational Services (AKES), CARE Afghanistan, Catholic Relief Services (CRS), Save the Children (SCI), Afghan Education Production Organization (AEPO) and Roshan Telecom.
- **High level of community contributions:** Communities have made large financial and in-kind contributions worth a total of £1,664,821 (likely to increase by the end of the project in March 2017)

Barriers to Sustainability

- **Government takeover:** AKF plans for CBE classes to be taken over by the MoE at the end of the project, however there is a mixed picture on how realistic this transfer is. In some districts CBE girls are already successfully transitioning to hub schools however in others there appears to be a lack of funding required to make this possible. Girls who have transferred have tended to be from higher income households and there is a risk that the most marginalised girls will not continue to benefit from education. In no cases has the MoE been able to continue the classes as community based, when asked community members said that were not able to make the level of contributions that would be required to pay teachers' salaries to continue CBE classes, there was an isolated example of a respondent who thought that this might be possible. *Yes, there are individuals and people in the community who told us that in case of extending the cooperation of education department; they are ready to pay a limited amount of teachers' salaries in order to continue these classes. (STAGES partner interview, Kandahar)*
- **Distance to school/ Security Concerns:** Interviews with PED officials revealed that they would be willing to open schools in more remote areas however they would require signed agreements from anti-government organisations present in the area before making any financial commitment
- **Ongoing issues with women's participation:** Female shura members have had more limited roles than their male counterparts in decision making, advocacy and communication with project partners. It was found that female members are not benefiting equally from capacity building training, workshops or mentoring. At endline it was also evident that the majority of the community contributions towards the project have come from men – perhaps due to continued restrictions on women's mobility

Table 47: ACTED (Afghanistan) Reported effectiveness in sustaining activities

Stated Strategy	Sustain what critical activities?	Resources levered to sustain?	Who?	Evident Drivers?	Evident Barriers?	Likelihood to continue?
Global Level – DFID funding through GEC Transitions	New project	DFID	DFID	<u>Additional funding could sustain all activities below</u>		Depends on project design?
National level – Ministry takes over responsibility for school buildings	Construction of schools and buildings		Department of Education	Department of education is committed to continue monitoring schools and paying teachers' salaries	Interviews show some confusion over what responsibility the ministry will take on Projects reports that they have not had	Unlikely: there is no solid commitment in place

				sufficient time to undertake the advocacy with MoE that they had planned	
				No evidence that buildings are accessible for girls	
National level – Ministry takes over delivery of vocational education	Vocational training	Department of Literacy	In discussions with department of literacy to take over the courses but unclear what has been agreed Responsibility for the buildings has been transferred to DOE	Lack of market assessment of what products would sell Lack of business skills and training for trainees	Unlikely: There is no solid commitment in place
School Level – Teachers are better trained	Teacher training	Department of Education and individual teachers	38 literacy teachers applied to the Department and are awaiting their results to become fully qualified teachers	Unclear if teachers will continue to offer classes in their spaces without financial incentive No evident plans to train any more teachers	Unlikely: further resources to train more teachers would be required
School level – schools are better equipped	Provision of school materials	Department of Education	28,707 textbooks distributed	No evidence of any further support	Unlikely: There is no solid commitment in place
Community level – improved attitudes to education	Community mobilisation and stipends				No evidence

Overall Sustainability Rating



Drivers of Sustainability

- Community Commitment:** There remains a strong desire amongst community members for education and parents to make strong links between education and being able to support the family in the future. There is the possibility that some literacy courses, particularly those that run in the houses older women, will be able to continue- 38 literacy teachers have applied to the Department of Education and are expecting the results of their examinations by the end of June 2016 which will enable them to carry on teaching.
- Government takeover:** There is a commitment from the government to continue to pay teachers' salaries.

Barriers to Sustainability

- Managing increases in demand:** Both the project and government have faced challenges in dealing with increased demand for education. ACTED reported 4,100 girls in primary school compared to the 2,500 originally planned. There was evidence of overcrowding in ACTED classrooms and an increasing threat of violence in the classroom. The project's sustainability plan involved the government taking responsibility for project's activities but it does not seem like the ministry has the resources or capacity to do this or to build more schools in order to reduce the distance that girls have to travel to school. The Department of Education is committed to continue to pay the salary of teachers in ACTED primary schools. Worryingly endline interviews with education officials showed there was some confusion over what the department was actually going to pay for *"We are sure that the buildings constructed by ACTED for girls will be used for girls' education in the future ... the Directorate of Education will recruit the teachers but not of the same quality these schools currently have because at the moment there are many facilities and the teachers receive good salaries."* District Director of Education, Dawlat Abad, KII
- Contextual Challenges:** The security situation in the project areas presented extreme challenges during the life of the project and it is hard to envision fully sustainable education programmes for girls in the context. At endline, parents, students and community members expressed concern in students travelling to school as roads proved extremely dangerous given on-going clashes between insurgent groups and the government. Furthermore, there were some reports of direct threats towards girls participating in GEC programme components by the Taliban.
- Market saturation:** There is evidence that the local markets are not able to absorb any more of the type of products made by the young women who have receive vocational training from ACTED. More diversified training with more of the products produced based on market demand would increase the value of future vocational training.


Table 48: World Vision (Zimbabwe) Reported effectiveness in sustaining activities

Stated Strategy	Sustain what critical activities?	Resources levered to sustain?	Who?	Evident Drivers?	Evident Barriers?	Likelihood to continue?
Global Level – DFID funding through GEC Transitions	New project	DFID	DFID	<u>Additional funding could sustain all activities below</u>		Depends on project design?
National level – Ministry support for project activities	Project activities generally		Ministry of Primary and Secondary Education (MoPSE)	Strong relationships with MoPSE across the project activities. Worked to build capacity of officials Staff anticipate engagement will last beyond the project Government officials, District School Inspectors, Head of Schools, teachers trained over the course of the project		Likely: Strong relationship have been established
Community level – Increased support for girls' education	Channels of Hope		Community	Community members trained to run the activity		Unlikely: further resources and support most likely would be required
Community Level – Better	Happy Readers		Community	Community members trained to run the activity	Teachers need more training in	Unlikely: further resources and

STEP CHANGE WINDOW – ENDLINE EVALUATION REPORT - ANNEX L

<i>teaching and access to books</i>				phonics which requires ministry support	support most likely would be required
Community level – access to schools	Bicycle Education Empowerment Programme (BEEP)	Match funding from World Bicycle Relief	Community	Community members trained to run the activity	Unlikely: further resources and support most likely would be required
Community level – improved livelihoods	Village savings and loans groups		Community	Community members trained to run the activity 91% of the groups are meeting regularly, and 61% are engaged in income-generating activities	Lack of funds led to some perceptions that this activity was being phased out Unlikely: further resources and support most likely would be required
Community level – Increased support for girls' education	Mother groups		Community	Community members trained to run the activity	Unlikely: further resources and support most likely would be required
Community level – Increased support for girls' education	Community in support of Girls' education		Community	Community members trained to run the activity	Unlikely: further resources and support most likely would be required
School level – Increased support for girls' education	School Development Committee		Community	Community members trained to run the activity	Unlikely: further resources and support most likely would be required
Community level – Increased support for girls' education	Power Within Clubs		Community	Community members trained to run the activity	Unlikely: further resources and support most likely would be required
Community level – Increased support for girls' education	Male champions		Community	Community members trained to run the activity Worked jointly with Ministry of Women's Affairs, Gender, and Community Development (MoWAGD)	Unlikely: further resources and support most likely would be required
School level – Schools are better equipped	Building toilets and WASH facilities				No evidence

Overall Sustainability Rating



Drivers of Sustainability

- Project sustainability plan is focused on bringing together different committees and communities with the central purpose of supporting girls' education, continued effective partnerships would be needed to achieve sustainability of any activities: *"I think the cooperation and coordination enhanced success...you see with IGATE interventions, if one catches a cold, all will sneeze. Since I am saying they were working effectively, I am talking of all of them [partners] because if one of them relaxes it affects all of them. I think the success was enhanced by the effective coordination between and amongst all the models."* (Gokwe South HoS).
- IGATE sensitised, trained, and engaged government officials, DSIs, HoS, teachers, and other key stakeholders throughout the life of the project; this training has potential to last beyond the life of IGATE. 467 schools established at least 3 functional mechanisms/partnerships to support girls' education – this exceeded the project target by 29% but there is no plan to support these activities.

Barriers to Sustainability

- **Reliance on community members:** The project is reliant on community members taking ownership of and continuing the project interventions. Communities were supported to increase their engagement with other development actors who are able to support activities that make it easier for girls to go to school. At endline, 66.8% of communities had developed these contacts exceeding the project target by 41.8 percentage points.
- **Lack of funding:** None of the members of various committees has received any remuneration for their activities and the VSLA groups did not receive any start-up funding. While the majority of groups remained active at endline, some respondents questioned how long community members would be able to carry on with their activities. *"There are many MGs in the community and many members as well, although few are still committed. Actually, the commitment and the numbers are going down because fellow villagers are laughing at us as we do our business. They actually spite us. We use our own resources from the VSL to come and help the needy children here at school. However, we do not get anything that we can take home to show our husbands that we are in the MG. That's why MG activities are going down."* MG members in Gokwe South.

Table 49: CfBT (Kenya) Reported effectiveness in sustaining activities

Stated Strategy	Sustain what critical activities?	Resources levered to sustain?	Who?	Evident Drivers?	Evident Barriers?	Likelihood to continue?
Global Level – <i>DFID funding through GEC Transitions</i>	New project	DFID	DFID	<u>Additional funding could sustain all activities below</u>		Depends on project design?
National level – <i>Commitment to support activities</i>	Project activities generally		Ministry of education	<p>Officials involved in supervision of project activities</p> <p>Project was embedded in existing structure</p> <p>Capacity of officials around data management was built</p> <p>Other organisations committed to maintain discussion forums with government</p>	Urban slum schools not registered with the Ministry had difficulty accessing government funds	Likely: Commitments in place

STEP CHANGE WINDOW – ENDLINE EVALUATION REPORT - ANNEX L

Community level – Increased support for girls	Community Awareness Raising Activities	Community members	Developed Community Action Plans Involved in signposting vulnerable girls to other project activities 'General feeling' that the community has been empowered to carry forward these activities	Evaluators view that critical mass for change in community attitudes has not been reached	Unlikely: further support and resources would be required
Community level – Increased support for girls	Community Health Workers	Health Department	Used existing structures	Formal agreement on continuation of this work is required	Unlikely: further support and resources would be required
Community Level – improved livelihoods	Financial Support to Cover the Costs of Schooling		Some evidence that the cash is being used for income generation which may increase sustainability	Introduced late in the project Not linked to any national cash transfer programme	Unlikely: further support and resources would be required
Community level – reduced cost of education	Back to school kits			No mechanism in place to support	Not likely to continue
School level – improved teaching	Teacher Training	Schools	Used national Teachers Service Commission structures Early grades learning has been taken up by government through TUSOME and PRIEDE national programmes Teachers have also been acting as peer mentors	No plan to continue capacity building or replace learning materials	Unlikely: further support and resources would be required
School level – more gender responsive environments	Training School Management Committees	Schools	Gender responsive school development plans in place	No plan to train new members Grants available to sustain infrastructure improvements to schools are not adequate	Unlikely: further support and resources would be required
School level – more gender responsive environments	Clubs for Boys and Girls	Club members	Project strengthened existing clubs rather than built new ones Patrons and champions are committed to maintaining the clubs	No plan for transition of the clubs as students move on	Unlikely: further support and resources would be required

Overall Sustainability Rating



Drivers of Sustainability

- **Good relationships with government:** The project has maintained a good relationship with officials, teacher training and curriculum development activities have been integrated into national policy – in part through being embedded within these structures in the first place. The project has provided training for multiple levels of officials and officials have been engaged in monitoring the implementation of the project increasing their own sense of ownership. Early grades learning has been taken up by government through TUSOME and PRIEDE national programmes.
- **Embedded into existing structures:** Many of the project activities were designed to be embedded into existing structures, which increases the likelihood of sustainability – for example the school clubs the project worked with were already in existence before the project, the groups have expressed a commitment to continue.

Barriers to sustainability

- **Lack of planning for succession:** Training for members of school committees and clubs has no plan for succession or training of new members as turnover naturally occur.
- **Short time frame and spread of activities:** some interventions such as SL, CTs, BTKs and support for school levies are highly unlikely to continue given that their uptake was unclear. *Our project is too widely spread. We are spread two ways; one is geographically and two is within the Counties themselves we are geographically too spread. If I was to do it again I would do it differently, I would probably take schools in one zone rather than different schools in different zones because that also affects in terms of costs because you find that you have one school here and another one in the other corner. So probably I would have taken a different approach. The Counties might be ok but I would probably try and concentrate them in one area so that there is more learning and concentrate within the Counties rather than spreading it too thin. If you look at for example in Turkana we are in the safe schools but in half the County. Logistically it's a nightmare.* (Implementing partner, Nairobi)

Table 50: CARE (Somalia) Reported effectiveness in sustaining activities

Stated Strategy	Sustain what critical activities?	Resources levered to sustain?	Who?	Evident Drivers?	Evident Barriers?	Likelihood to continue?
Global Level – <i>DFID funding through GEC Transitions</i>	New project	DFID	DFID	<u>Additional funding could sustain all activities below</u>		Depends on project design?
National level – <i>Support for project activities</i>	Project activities generally		Ministry of Education	Some support from government for activities is evident Regional and district education officers were involved in monitoring Activities are aligned with national policy	No commitment to consistent investment	Likely: although no solid commitments in place

STEP CHANGE WINDOW – ENDLINE EVALUATION REPORT - ANNEX L

School level – <i>Teachers are better trained</i>	Teacher Training	140 pre-service teachers, 131 in-service teachers trained Numeracy boost trained 56 further teachers in a cascade model	Reinforcement and regency of training may be an important issue, as only 54.4 percent of teachers surveyed at the endline reported having received training in the past two years Very limited reports of teachers using new methodologies in the classroom Negative discipline practices are still used High turnover	Unlikely: no mechanism in place to sustain training
School level – <i>New school buildings</i>	School infrastructure			No evidence
Community Level – <i>Cost of schooling is decreased</i>	Sanitary Packs			No evidence
Community Level – <i>Cost of schooling is decreased</i>	Scholarships and fee waivers		Parents report that tuition expenses have doubled over the project period, despite 21 percent of girls at endline receiving a scholarship or waiver	
Community level – <i>Improved attitudes towards girls' education</i>	Community education and awareness campaigns	Evidence of positive changes in attitudes towards education and knowledge of the education system		Unlikely: Further support and resources required

Overall Sustainability Rating



Drivers of Sustainability

- Support from government officials: Regional and district education officers were involved in monitoring and MoE officials have visited schools and expressed their support for the activities *“For example, the chairman of the regional education visited us yesterday and he spoke on the importance of education girls and also he give us training here. Therefore, yes, there is some support from the government.” – CEC Focus Group*

- **Positive Changes in Community Attitudes.** There is evidence that there have been strong positive changes in community attitudes towards girls' education. *"It [the training] played great role, the mothers came to know the importance of the education for the girls and they started sending their children to the schools after they came to know the importance of the education."* (Partner Interview). The project links these positive results with their multi-level approach which combined informal education, trainings, and awareness campaigns that introduce and continually reinforce the importance of girls' education. There was also evidence that community members had a better understanding of the education system and their local schools.

Barriers to Sustainability

- **Quality and number of teachers:** The evaluators find very limited impact of teacher training on classroom practices and further training is needed. High levels of staff turnover mean that it is likely that the limited gains made will quickly be lost. There are also concerns about the ongoing capacity of schools to pay teachers' salaries and a lack of female teachers, who are seen as more likely to be responsive to girls' needs. *"...if the teacher is female she [a female student] can tell everything to her without feeling shy. Here in the school we have only one female teacher they laugh with her and they play with her. Other challenge including our school consists of 9 classes and we don't have enough teachers..."* (CEC Focus Group)
- **Financial Support:** There are no mechanisms identified to replace the financial support that families have been receiving from the project. *"The three years that CARE was with us, [they] used to pay the money for ten girls then it increased the number of the girls. Every mother is coming with her daughter to be part of it that are being paid the school for. Every mother is asking why her daughter is not registered, I think it pressures the NGO".* -Teacher Focus Group

Table 51: Relief International (Somalia) Reported effectiveness in sustaining activities

Stated Strategy	Sustain what critical activities?	Resources levered to sustain?	Who?	Evident Drivers?	Evident Barriers?	Likelihood to continue?
Global Level – <i>DFID funding through GEC Transitions</i>	New project	DFID	DFID	<u>Additional funding could sustain all activities below</u>		Depends on project design?
National level – <i>Support for project activities</i>	Project activities generally		Ministry of Education (MoE)	<p>Some evidence that MoE officials have retained information from gender training</p> <p>MoE officials involved in monitoring visits to schools. Report suggests that officials may be visiting underperforming schools, demonstrating positive engagement</p> <p>58% of schools have engaged with a MoE official in last year</p> <p>Supported MoE officials to attend trainings offered by other organisations</p>	Reliant on the political environment continuing to be supportive	Likely: integrated into roles of officials

STEP CHANGE WINDOW – ENDLINE EVALUATION REPORT - ANNEX L

School Level: <i>Improved school environment</i>	Girl Friendly School Development Plans	School and Communities	At endline 47% of schools had SDPs in place that were supported through in-kind or financial contribution	Interaction between girls clubs and school management committees fell between baseline and midline	Unlikely: Although there is strong commitment from some groups
School Level: <i>Improved school environment</i>	School Infrastructure Improvements	Schools and communities	Work with CECs to raise finance for maintenance	No plans are in place for maintenance of facilities	Unlikely: reliant on school fundraising
School Level: <i>Teachers are better trained</i>	Use of gender sensitive teaching methods	Schools	Nearly equal proportion of teachers using new techniques at endline were EGEP trained as not EGEP trained	No evidence of ongoing support or training materials	Likely: evidence of independent spread of skills
Community: <i>more positive attitudes to girls' education</i>	Community Awareness Raising Activities	Community Members	Evidence of changed attitudes Participants state that community groups will continue to work with girls' groups towards attitude change	No plans in place to support groups or suggestion of what activities might be	Unlikely: community members are not likely to continue these activities for long without support
School Level: cost of schooling is addressed	Bursary Support	School CECs	Work with school management to raise finance to continue to offer scholarships	CECs have had some success in fundraising but ¾ say that they will not be able to sustain the activity at endline	Unlikely: little evidence that there is enough capacity in CECs to raise the funds required
School Level: cost of schooling is addressed	Sanitary kits and uniforms	Schools and Communities		Continued behavior change activities are need to assist girls with managing menstruation Reliant on CECs to raise money to continue	Unlikely
Household Level: <i>girls are more able to study</i>	Solar Lamps		40% of girls who were given a solar lamp were still using them at endline, and girls who had not been given a lamp had accessed them	8% of girls reported that the lamp was not working at endline. No plans for maintenance or replacement of lamps	Unlikely: problems with maintenance will increase over time
	Female Mentors				No evidence
	School feeding				No evidence

Mobile libraries	No evidence
Accelerated Learning Programme	No evidence

Overall Sustainability Rating



Drivers of Sustainability

- The project strategy for maintaining many of the project activities are reliant on school CEC committees raising funds from external sources. There is some evidence that a small number of schools are receiving some funds, but it is not clear what these sources of funding are or how long the funding is likely to last. The evaluator states that the qualitative evidence suggests that the CECs have taken ownership of the programme and have increasingly been raising funds from local businesses and local community members.
- Positive changes in community attitude: There are strong statements around the likelihood that community members will continue and push forward these activities, with some examples of different groups working and students working together to help the most marginalised students. Radio based awareness raising activities seem to have been more effective, and led to more independent activity in urban areas

Barriers to Sustainability

- Financial Support: The endline report focuses on the cost of maintaining activities, noting that activities that have reduced the financial barriers to school attendance were successful and appreciated elements of the project. The only evidence of funds being raised to continue these activities relates to schools fundraising for scholarships, no evidence is presented for other activities



Annex M – Value for Money

Endline Report – Step Change Window

Final Version (December 2017)

Annex M – Value for Money

Project expenditure

To estimate the proportion of budget spent on different types of interventions, we have harvested data from the Fund Manager's value for metrics reports for the GEC, produced respectively in November 2015 (covering budget spent in Years 1 and 2), October 2016 (covering budget spent in Year 3) and July 2017 (covering budget spent in Year 4). The third report (July 2017) covers the full four-year expenditure profile of 11 of the 14 SCW projects. Two of the projects for which Year 4 data was not available finished their activities early, and as a result we have used expenditure figures from the second Value for Money report (October 2016) to fill in the gaps for these two projects (Acted (Afghanistan) and IRC (DRC)).

The reports use Value for Money (VfM) metric tables created as a tool for calculating economy VfM indicators for the GEC. In order to develop these tables, the Fund Manager collected data from each project on the number of outputs achieved and an estimate of the percentage of output budget used for each metric under that output. It should be noted that **some metrics include not only the cost of the activity but also estimated overhead costs**, which were implicitly built in as a proportion to the percentage expenditure on that activity. **Some projects separate overheads from output metrics into a distinct category.**

Table 52: Project budget allocation and spending by intervention type¹¹

Intervention type	Intervention	Av. spent	BRAC	AKF	Acted	IRC	STC	ChHpe	WUSC	CfBT	STC	Plan	RI	CARE	WV	Camfd
			Afg	Afg	Afg	DRC	Eth	Eth	Ken	Ken	Moz	S-L	Som	Som	Zim	Zim-Tan
Economic	Bursaries	9%	7%	2%		24%		0%	12%		5%		16%	4%		58%
	Cash Transfers	1%								8%	4%					
	Income-generating activities	0%					0%	4%								
	In-kind support (school kits, menstrual supplies)	6%		12%			5%	8%	19%	9%	5%		13%	4%	1%	2%
	Loans and savings	2%				6%	5%								4%	6%
	Total investment	17%	7%	14%	0%	30%	10%	12%	31%	17%	14%		29%	8%	6%	66%
Infrastructure	School and classroom building/ improvement	9%	9%	6%	28%		38%	1%	7%	2%	4%		13%	21%		
	Textbooks & Learning materials	7%	9%	4%	2%	2%	21%	2%	19%	1%	1%		7%	4%	4%	18%
	Toilets & WASH facilities	2%					2%	2%	1%	2%			8%	5%	2%	
	Technology in classroom	0%														
	Total investment	17%	18%	10%	30%	2%	61%	5%	26%	5%	5%		28%	29%	6%	18%
Teacher Training	Formal pre-service teacher training	1%	3%	4%										8%		

¹¹ All projects with the exception of Acted (Afghanistan) and ICR (DRC) provided costing data to the Fund Manager for Year 4. Cost data for Acted (Afghanistan) and IRC (DRC) is for Years 1-3. Amounts of budget spent have been aggregated from different activities and categorised across outputs by the EM.

STEP CHANGE WINDOW – ENDLINE EVALUATION REPORT - ANNEX M

Intervention type	Intervention	Av. spent	BRAC	AKF	Acted	IRC	STC	ChHpe	WUSC	CfBT	STC	Plan	RI	CARE	WV	Camfd
			Afg	Afg	Afg	DRC	Eth	Eth	Ken	Ken	Moz	S-L	Som	Som	Zim	Zim-Tan
	Gender responsive pedagogy	3%		1%			0%	0%	3%	6%	10%		12%	6%		
	Inclusive classroom strategies	0%						0%					0%			
	Peer support and mentoring	1%		7%		0%										
	Skills training (including in teaching literacy and numeracy)	5%	2%	10%	0%	13%	1%		1%	18%	6%			2%	0%	15%
	Teachers recruited (e.g. female teachers)	4%	22%	18%	5%				10%					3%		
	Total investment	13%	27%	39%	5%	14%	1%	0%	15%	24%	16%			12%	19%	0%
Community	Adult literacy	0%				1%								3%		
	Community meetings/ gatherings	3%	1%	2%	2%	3%	10%	0%		14%	4%		0%	4%	1%	
	Household-level visits and support	1%		3%		0%			4%	5%	3%			2%		
	Media (radio, TV, advertising)	1%	0%	6%		0%			5%		1%		3%			
	Parents' and women's groups	1%									2%		1%		3%	3%
	Working with faith groups and traditional leaders	0%											0%	2%	2%	
	Working with men and boys	0%							4%							
Total investment	7%	1%	10%	2%	5%	10%	0%	13%	19%	9%			4%	11%	6%	3%
Non-formal education / extracurricular activities	Life skills (including sexual and reproductive health)	0%					0%			3%					1%	
	Mentoring (peer support, learner guides)	1%	2%					1%	3%		0%		1%		0%	2%
	Mixed sex/ additional boys' clubs	1%		2%			3%	0%	2%	3%						
	Tutoring (homework clubs, reading/ literacy clubs)	2%		5%		3%		8%	3%		12%		2%			
	Accelerated learning and alternative schools	1%		3%		10%	1%									
	Vocational training & economic empowerment	1%			7%											
Total investment	5%	2%	10%	7%	12%	4%	8%	8%	7%	12%			3%	0%	1%	2%
School governance	Community and private schooling provision	0%	0%													
	Technology for school management	0%														6%
	Working with local or national education authorities	4%	0%	4%		5%	2%	1%		2%	25%		7%	14%		2%
	Working with SMCs, PTAs and other stakeholders	4%		9%		5%	5%	1%	3%	2%	5%		2%	8%	2%	9%
Total investment	8%	1%	14%	0%	5%	7%	2%	3%	4%	30%			9%	23%	2%	17%
	Safe spaces	0%											2%	1%		

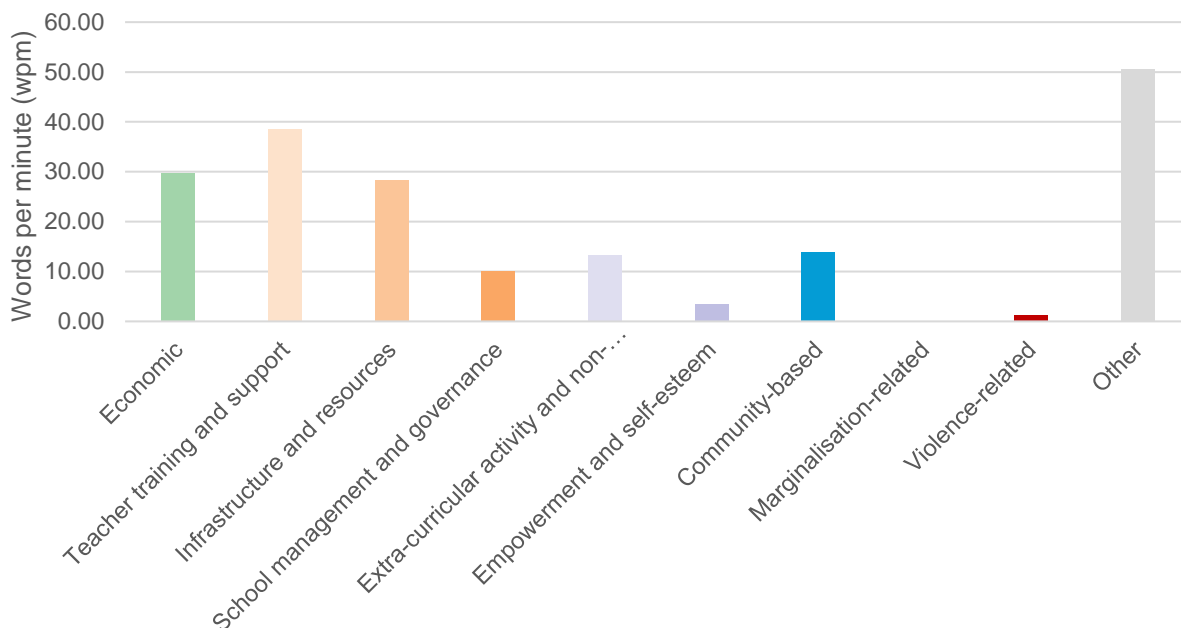
STEP CHANGE WINDOW – ENDLINE EVALUATION REPORT - ANNEX M

Intervention type	Intervention	Av. spent	BRAC	AKF	Acted	IRC	STC	ChHpe	WUSC	CfBT	STC	Plan	RI	CARE	WV	Camfd
			Afg	Afg	Afg	DRC	Eth	Eth	Ken	Ken	Moz	S-L	Som	Som	Zim	Zim-Tan
Empowerment and self-esteem	Role models (older girls, female teachers, parents)	0%							1%				2%	3%		
	Mentoring	0%	2%											1%		
	Activities that promote girls' voice and participation	0%		2%			0%		1%						1%	
	Total investment	1%	2%	2%	0%	0%	0%	0%	3%	0%	0%		4%	5%	1%	0%
Marginalisation-related	Interventions in remote or nomadic locations	0%														
	Interventions addressing cultural/linguistic exclusion	0%														
	Interventions addressing disability	0%														
	Interventions with other marginalised groups	0%														
	Total investment	0%	0%	0%	0%	0%	0%	0%	0%	0%	0%		0%	0%	0%	0%
Violence-related	Community awareness around violence	0%														
	Child protection policies development in schools	0%							1%						0%	
	Improvement of referral systems	1%						1%			5%				1%	
	Interventions against corporal punishment	0%														
	Interventions against peer violence	0%													0%	
	Interventions against child marriage and FGM	0%														
	Interventions against abuse from adults in charge	0%														
	Total investment	1%	0%	0%	0%	0%	0%	1%	1%	0%	5%		0%	0%	1%	0%
All	Total investment over period (GBP)	220,428,135	16,199,318	32,834,095	4,461,204	28,477,380	10,691,379	3,872,810	15,099,913	17,140,812	6,889,722	11,862,904	14,419,445	13,424,620	15,152,892	29,901,641
All	Budget (GBP)	219,338,983	16,482,943	32,790,616	4,428,073	28,473,341	10,087,065	3,928,190	15,099,912	17,122,629	6,861,452	12,094,169	14,218,235	13,470,699	14,967,392	29,314,267

Source: PwC Project Costing Figures

Figure 1: EGRA BL-EL wpm improvement by intervention expenditure

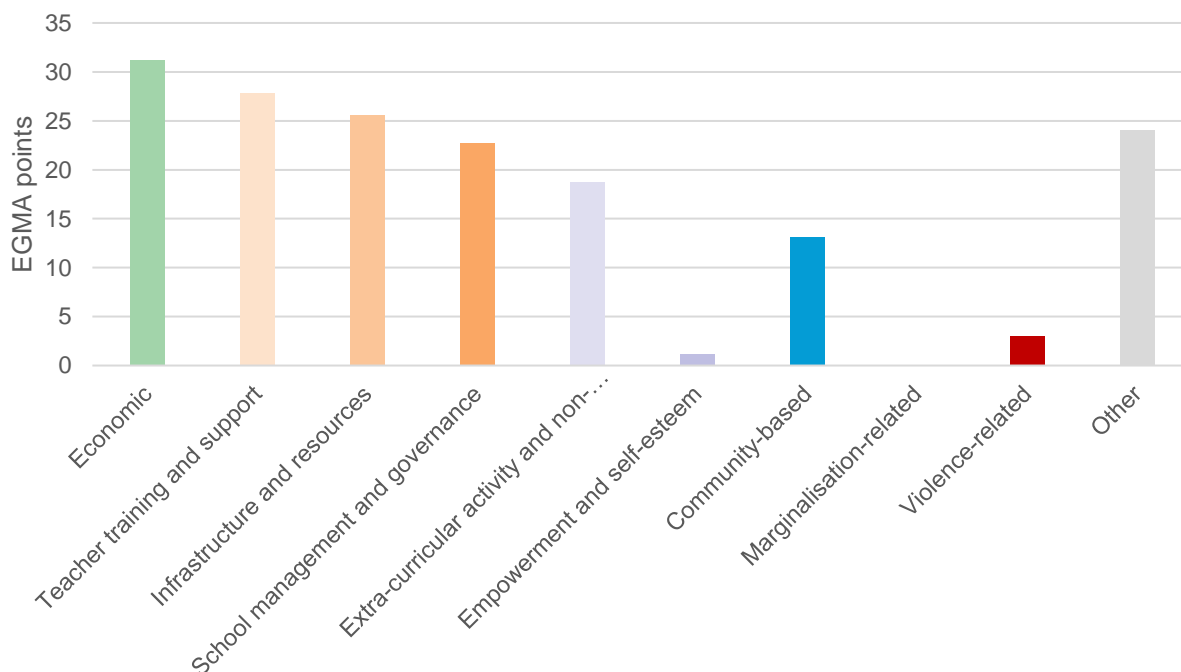
This figure was calculated by multiplying the respective EGRA wpm score by % expenditure for each intervention type to show the relative contribution to improvements in wpm made by each type of intervention.



Other = operation and overhead expenses, HR salaries & admin costs, M&E activities, 'other'
 *Data from BRAC, AKF, Child Hope, WUSC and WV

Figure 3: EGMA BL-EL improvements by intervention expenditure

This figure was calculated by multiplying the respective EGMA score by % expenditure for each intervention type to show the relative contribution to improvements in EGMA scores made by each type of intervention.



† Other = operation and overhead expenses, HR, salaries & admin costs, M&E activities, 'other'

*Data from BRAC, AKF, Child Hope, WUSC, WV, IRC, STC Eth and STC Moz

**IRC intervention expenditure baseline to midline (no endline cost data)

Figure 4: Literacy Cost Effectiveness: wpm and literacy standard deviations (% exp.)

Figure shows the **differences between analysing improvements** in wpm (for those projects using EGRA) compared to improvements in standard deviations for all projects.

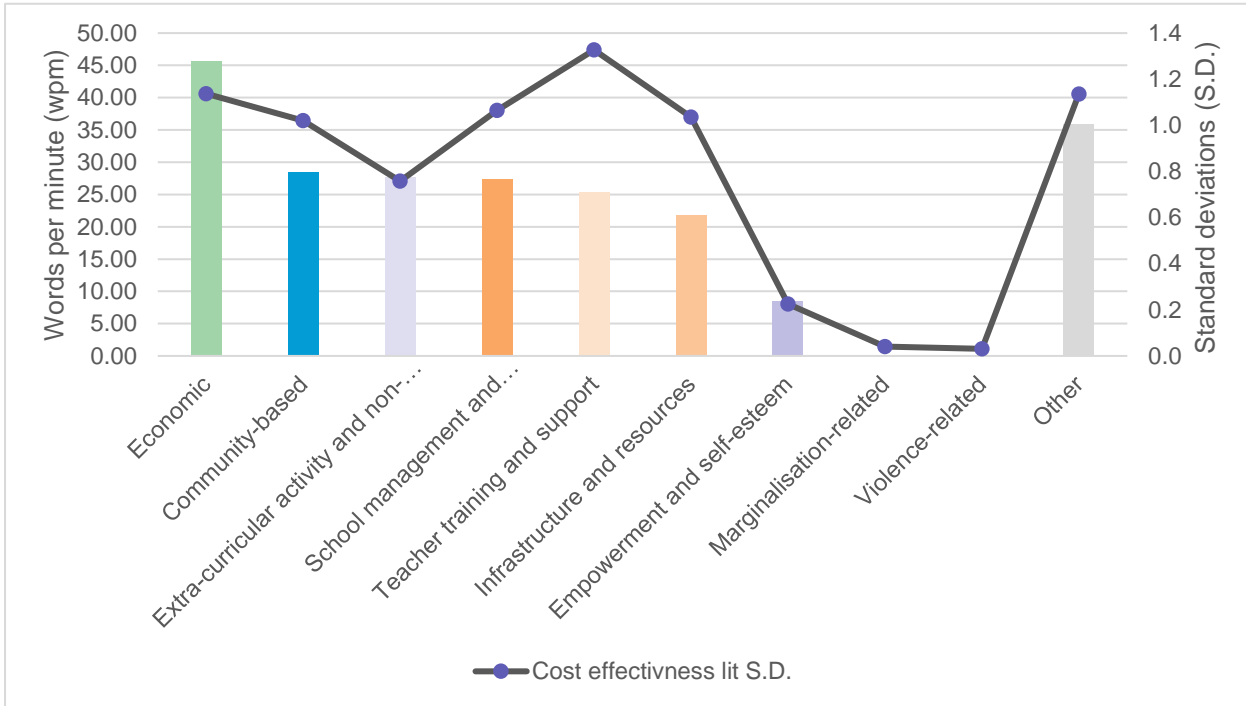


Figure 5: Literacy Cost Effectiveness: wpm and literacy standard deviations (£)

Figure shows analysis of unit cost per wpm for those projects using EGRA compared to analysis of unit cost per standard deviation for all projects.

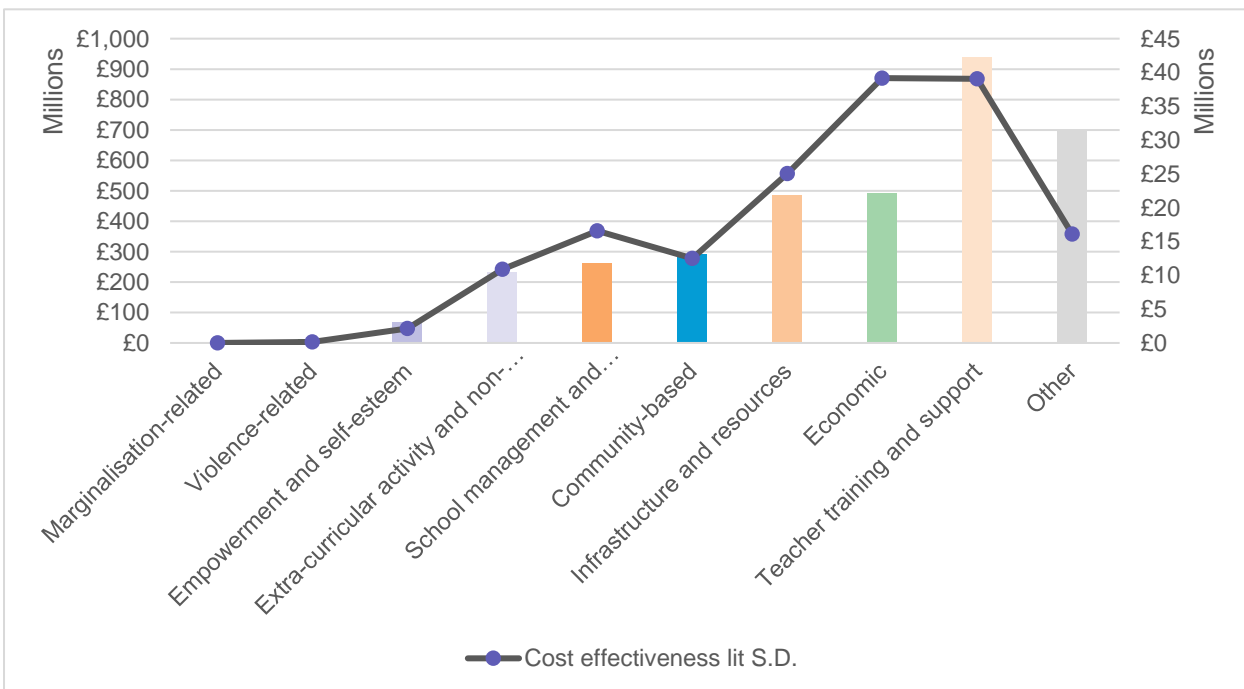
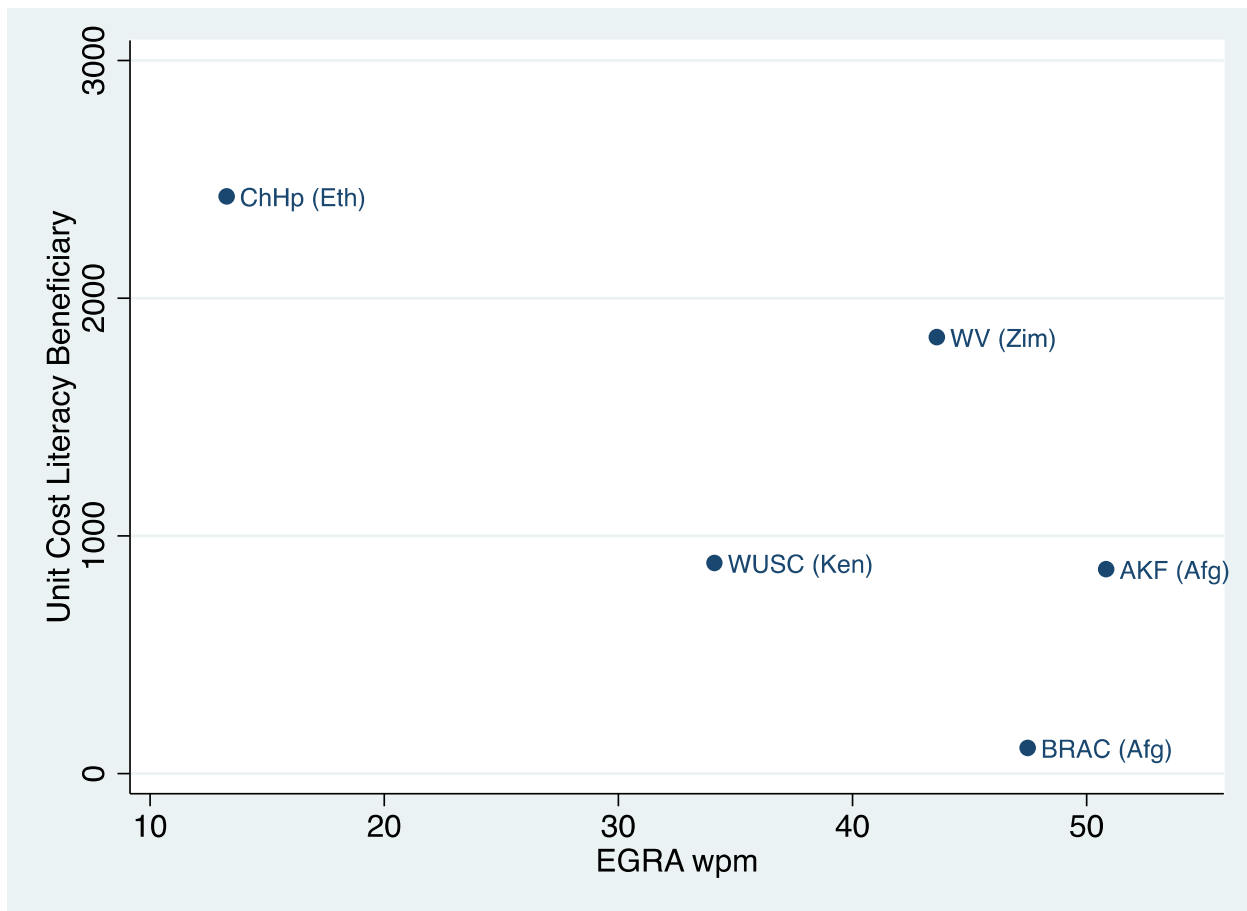
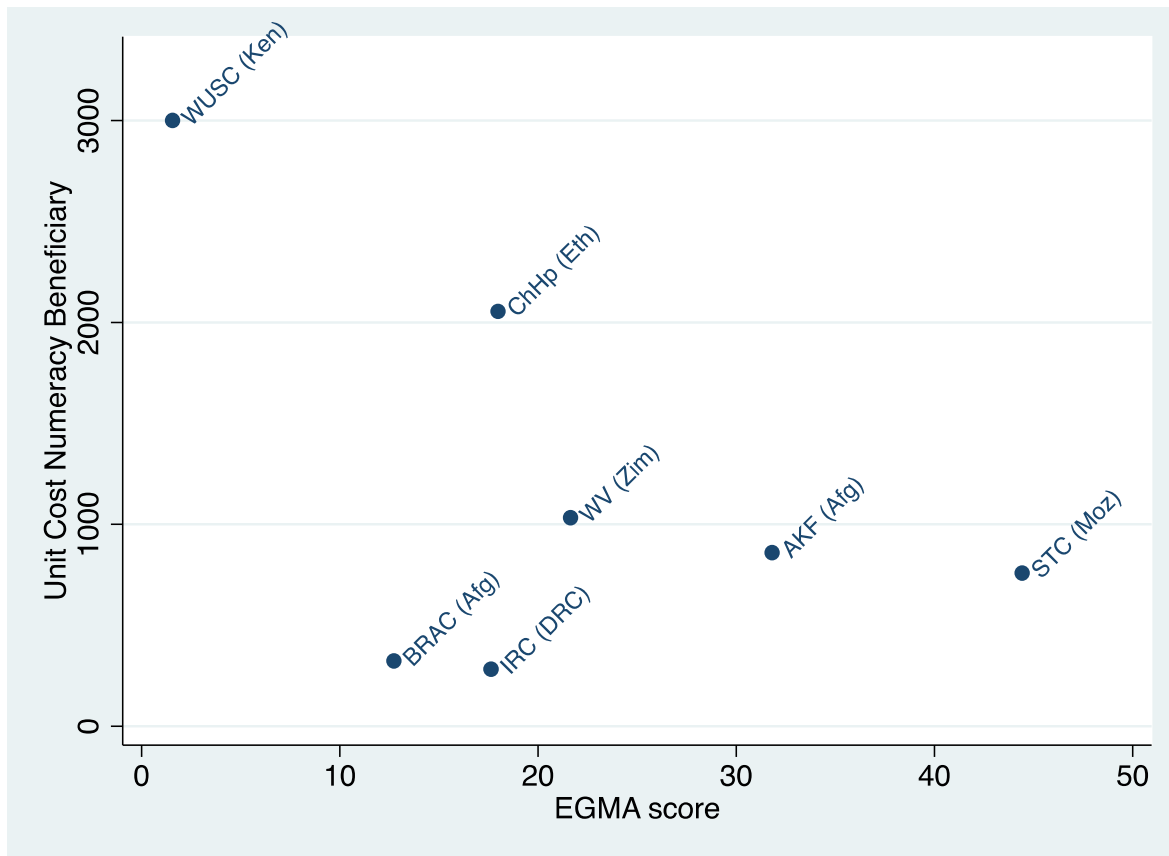


Figure 6: Unit cost per literacy beneficiary by wpm



NOTE: Only the above projects issued EGRA (English) exams; STC Ethiopia impact data inconclusive so was hence omitted

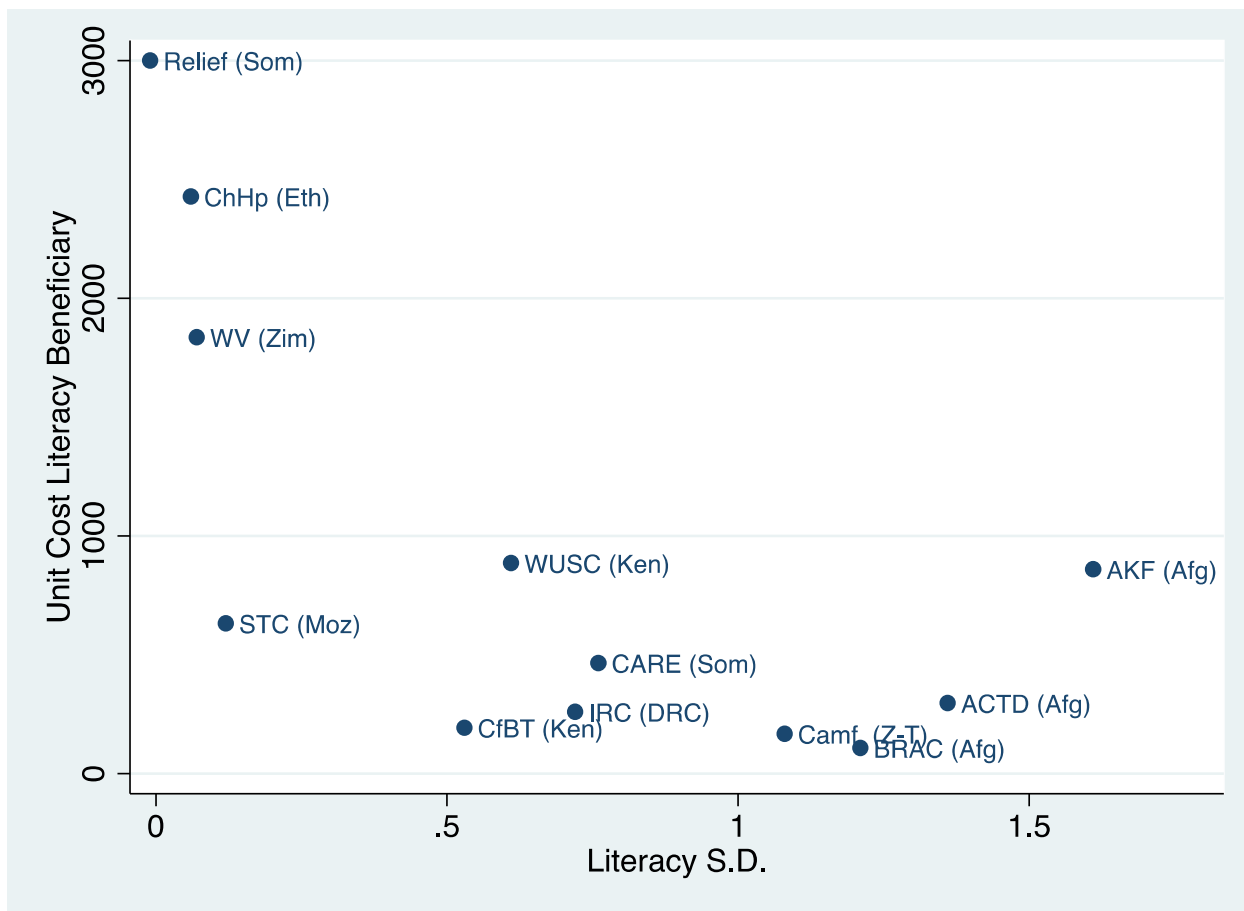
Figure 7: Unit cost per numeracy beneficiary by EGMA score



NOTE: WUSC did not meet its numeracy target and thus has 'infinite' unit costs per beneficiary

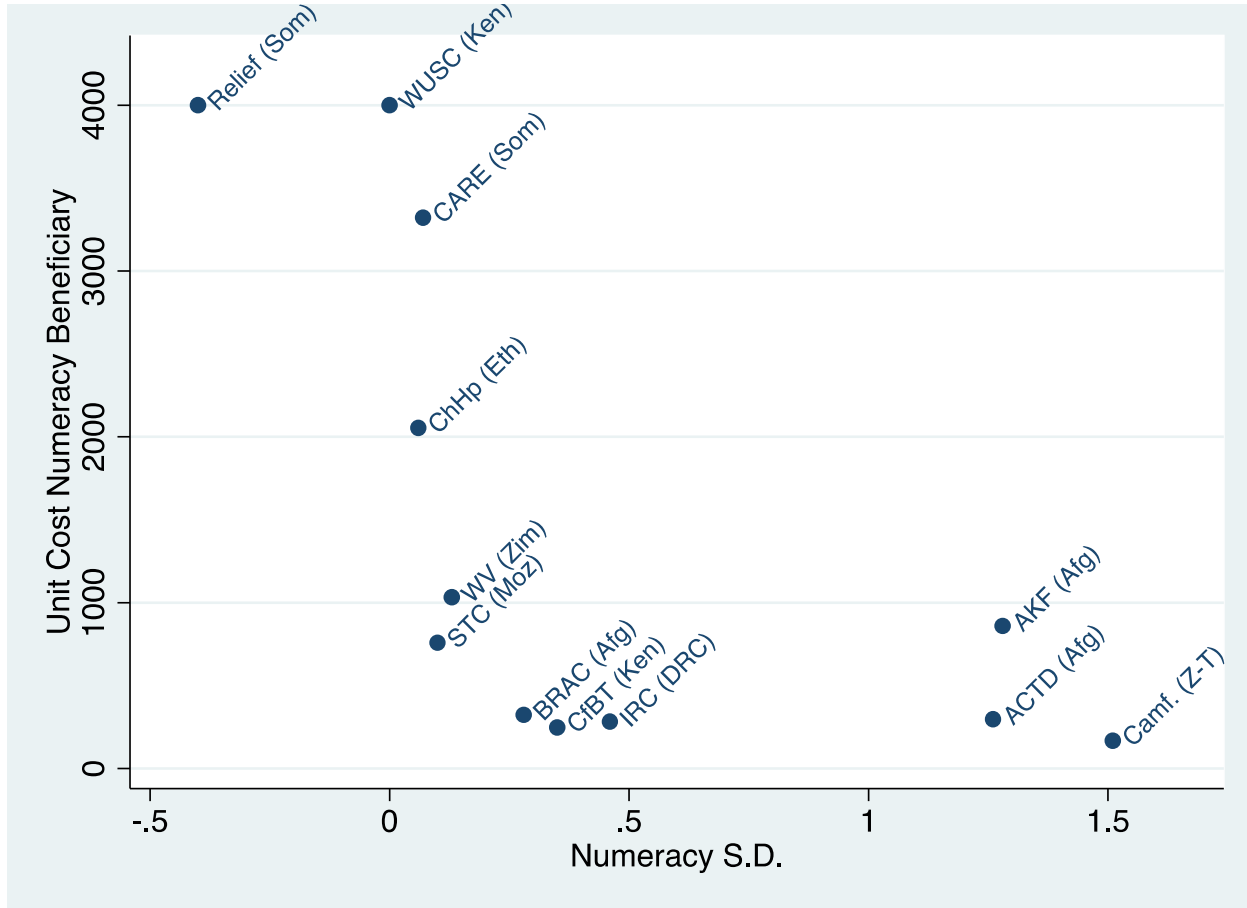
NOTE: Only the above projects issued EGMA exams; STC Ethiopia also issued the EGMA exam but its impact data was inconclusive so was omitted

Figure 8: Unit cost per literacy beneficiary by literacy S.D.



NOTE: Relief did not meet its literacy targets and thus has 'infinite' unit costs per beneficiary; STC Ethiopia impact data was inconclusive and is hence omitted

Figure 9: Unit cost per numeracy beneficiary by numeracy S.D.



NOTE: Relief and WUSC did not meet their numeracy targets and thus have 'infinite' unit costs per beneficiary; STC Ethiopia impact data was inconclusive and is hence omitted

Figure 10: Unit Cost per Learning Beneficiary by Project

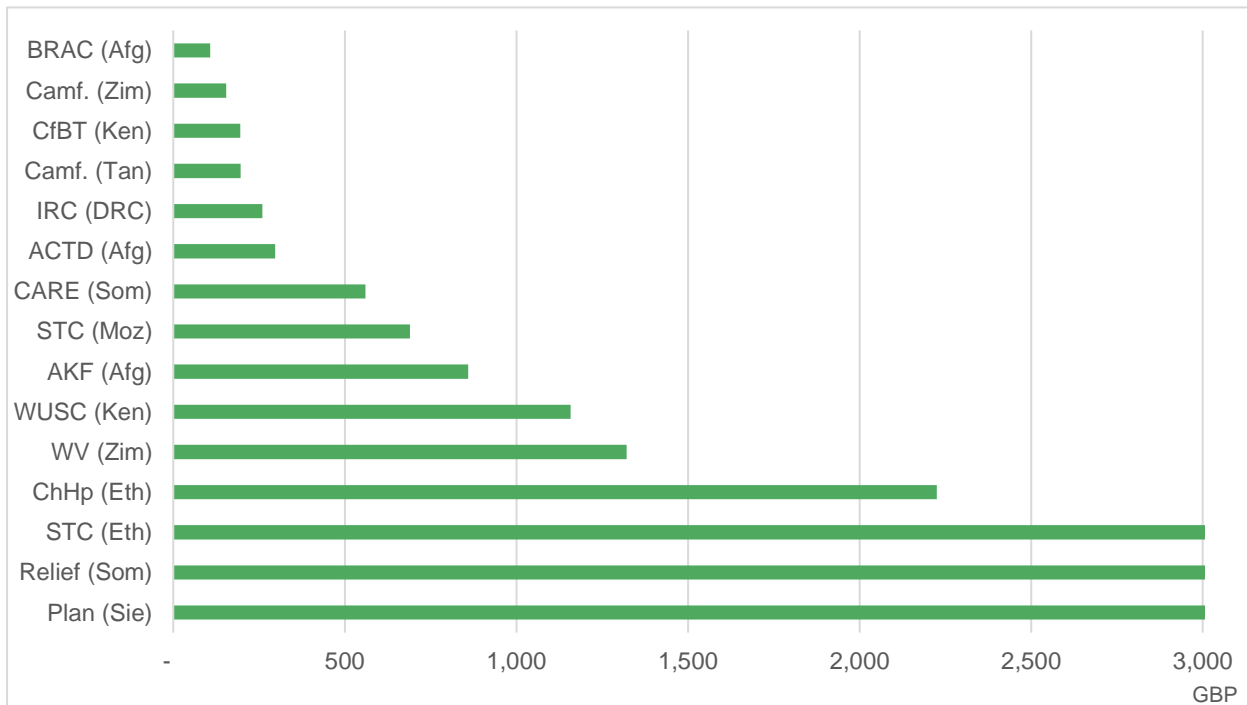


Figure 11: Number of Literacy Beneficiaries by Project

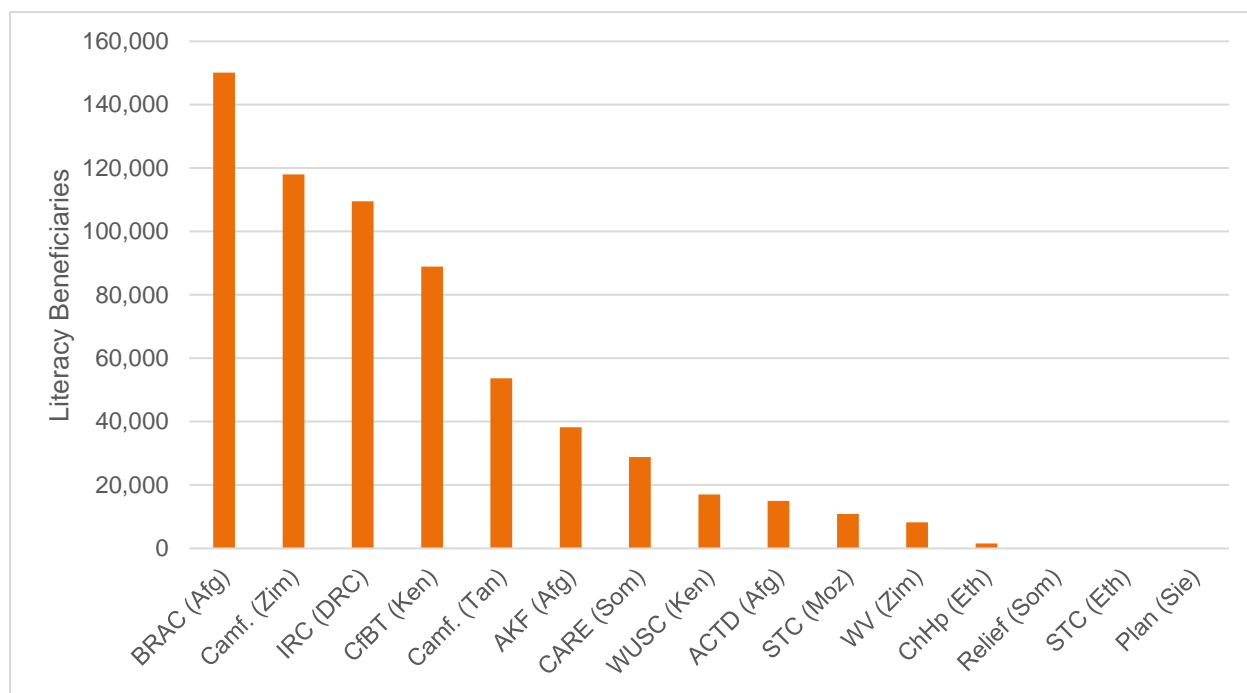


Figure 12: Number of Numeracy Beneficiaries by Project

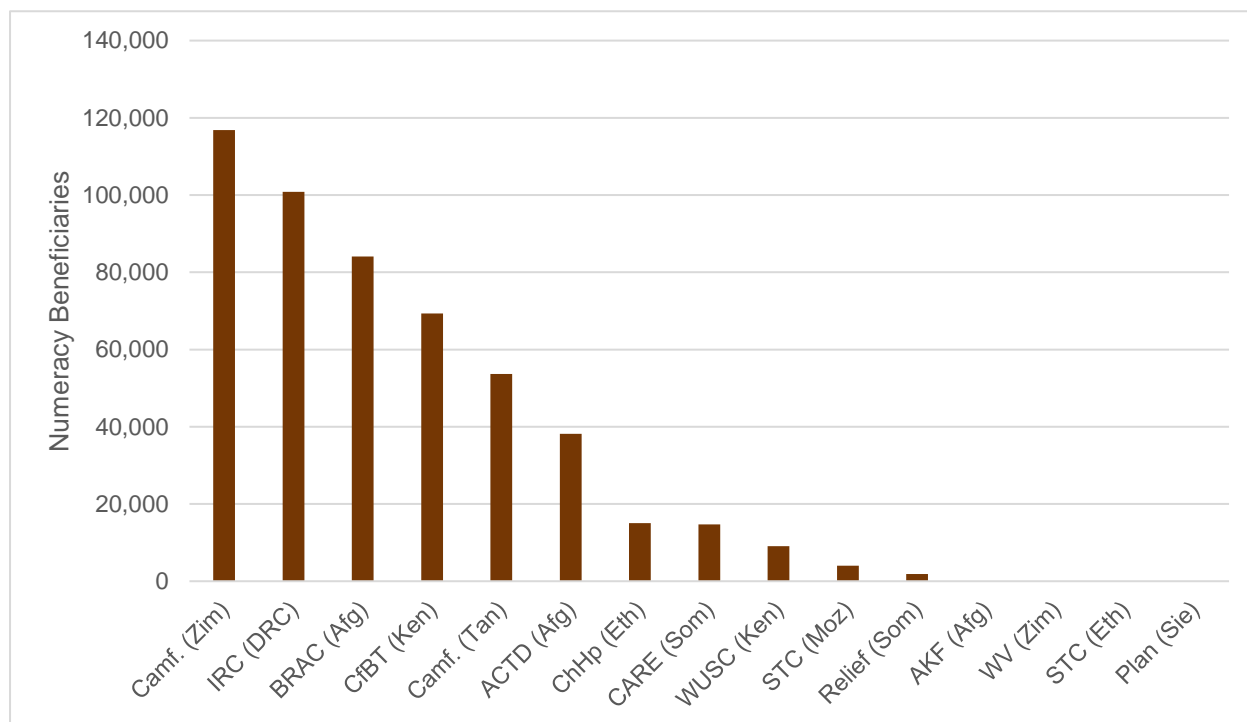


Figure 13: Number of Learning Beneficiaries by Project

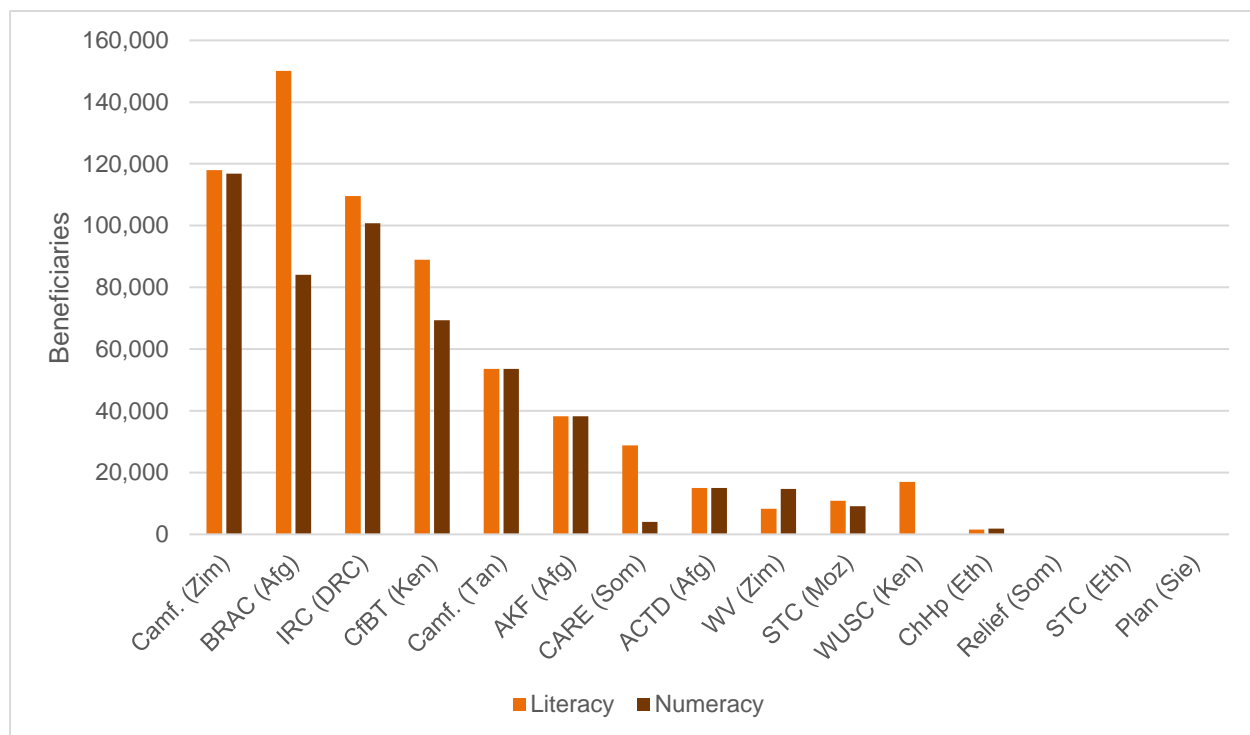


Table 53: Summary of Project Impact and Beneficiary Data

Country	Project	Reach Beneficiaries	Impact				Beneficiaries				Total Budget (GBP)
			Literacy	Numeracy	Learning	Attendance	Literacy	Numeracy	Attendance	Learning	
Afg	BRAC	150,100	242%	56%	149%	74%	150,100	84,056	111,074	150,100	16,482,943
Zim	Camfed Z	118,000	116%	99%	108%	40%	118,000	116,820	47,200	118,000	18,206,520
DRC	IRC	109,577	143%	92%	118%	72%	109,577	100,811	78,895	109,577	28,473,341
Ken	CfBT	88,921	119%	78%	99%	44%	88,921	69,358	39,125	87,587	17,122,629
Tan	Camfed T	53,640	315%	507%	411%	-73%	53,640	53,640	0	53,640	11,107,747
Som	Relief	47,236	-3%	-81%	-42%	110%	0	0	47,236	0	14,218,235
Zim	WV	45,859	18%	32%	25%	-90%	8,255	14,675	0	11,465	14,967,392
Moz	STC Moz	45,423	24%	20%	22%	39%	10,902	9,085	17,715	9,993	6,861,452
Afg	AKF	38,199	268%	214%	241%	105%	38,199	38,199	38,199	38,199	32,790,616
Som	CARE	28,865	152%	14%	83%	88%	28,865	4,041	25,401	23,958	13,470,699
Ken	WUSC	17,046	154%	-1%	77%	-86%	17,046	0	0	13,040	15,099,912
Afg	ACTD	15,024	453%	420%	437%	115%	15,024	15,024	15,024	15,024	4,428,073
Eth	ChHp	14,502	11%	13%	12%	3%	1,595	1,885	435	1,740	3,928,190
Eth	*STC Eth	12,479	93%	207%	150%	56%	0	0	6,988	0	10,087,065
Sie	Plan 1	10,111	-62%	-38%	-50%	160%	0	0	10,111	0	8,433,818
Sie	Plan 2	8,028	N/A	N/A	N/A	N/A	0	0	0	0	3,660,351

**STC Eth impact data inconclusive*

Table 54: Project Definitions of ‘Other’

ACTED	Other (personnel, operation cost & overhead)
AKF	None
BRAC	Develop project implementation strategy and action plan with BRAC AFG (includes traveling), Staff capacity development training, Partner NGO management and development, Research and Evaluation Activities, Operation Expenses
Camfed	Other
WUSC	Other (Fees, staff time, Overhead & monitoring)
CfBT	Other
ChildHope	None
CARE	None
Relief International	None
World Vision	Baseline survey, Midline evaluation, Endline evaluation, other (overhead costs – salaries and admin), other
IRC (ML)	None
STC Mozambique	Baseline and spot checks
STC Ethiopia	Midline and Endline Evaluation, includes spotchecks

Table 55: Actual expenditure vs. VfM data

Country	Project	Budget (GBP)	Actual Expenditure (GBP)		
			FM data	VfM data	Difference
Afg	ACTD	4,428,073	4,461,204	4,428,073	33,131
	AKF	32,790,616	32,834,095	32,790,616	43,479
	BRAC	16,482,943	16,199,318	16,482,943	-283,625
DRC	IRC	28,473,341	28,477,380	28,473,341	4,039
Eth	STC Eth	10,087,065	10,691,379	10,087,065	604,314
	ChHp	3,928,190	3,872,810	3,928,190	-55,380
Ken	WUSC	15,099,912	15,099,913	15,099,912	1
	CfBT	17,122,629	17,140,812	17,122,629	18,183
Moz	STC Moz	6,861,452	6,889,722	6,861,452	28,270
Sie	Plan	8,433,818	8,343,270	8,433,818	-90,548
Som	Relief	14,218,235	14,419,445	14,218,235	201,210
	CARE	13,470,699	13,424,620	13,470,699	-46,079
Zim	WV	14,967,392	15,152,892	14,967,392	185,500
	Camfed Z	18,206,520	18,206,564	18,206,520	44
Tan	Camfed T	11,107,747	11,695,077	11,107,747	587,330