



28 February 2018

Year: 2018 Week: 08

## In This Issue:

- Key Messages.
- Weekly summary.
- Total contacts.
- Syndromic indicators.
- Notes and caveats.
- Further information.
- Acknowledgements.

## Syndromic indicators at a glance:

Number of contacts and percentage of Read coded contacts.

## 1: Total out-of-hours contacts:

Daily total number of out-of-hours and unscheduled contacts and 7 day average (adjusted for bank holidays).

## Key messages

Data to: 25 February 2018

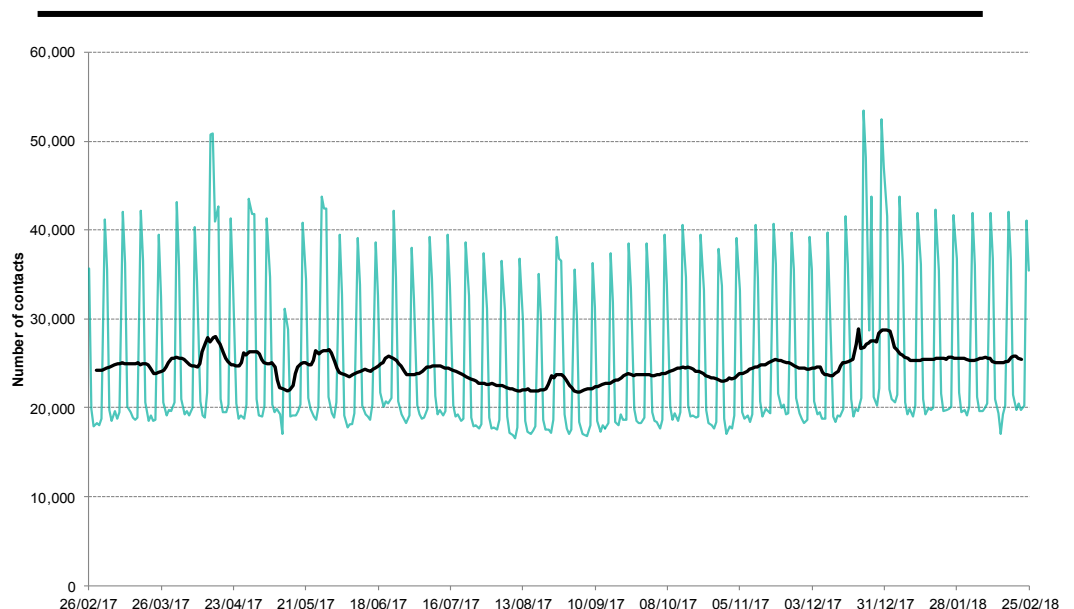
GP consultations for influenza-like illness decreased during week 8 (figure 3).

A Cold Watch System operates in England from 1 November to 31 March each year. As part of the Public Health England Cold Weather Plan for England the PHE Real-time Syndromic Surveillance Team will be monitoring the impact of cold weather on syndromic surveillance data during this period.

Cold weather alert level (current reporting week): **Level 1 - Winter preparedness / 3 - Severe weather action**  
<http://www.metoffice.gov.uk/weather/uk/coldweatheralert/>

Key indicator	No. of contacts	% Week 08	% Week 07	Trend*
All OOH contacts, all causes	175,556			
Acute respiratory infection	16,608	18.94	19.92	↔
Influenza-like illness	631	0.72	0.87	↓
Bronchitis/bronchiolitis	189	0.22	0.22	↔
Difficulty breathing/wheeze/asthma	1,821	2.08	2.19	↔
Pharyngitis	111	0.13	0.14	↓
Gastroenteritis	3,485	3.97	3.84	↔
Diarrhoea	827	0.94	0.88	↔
Vomiting	1,326	1.51	1.46	↔
Myocardial infarction	913	1.04	1.02	↔

\*Trend: reports on the trend seen over previous weeks in the percentage of Read coded contacts.

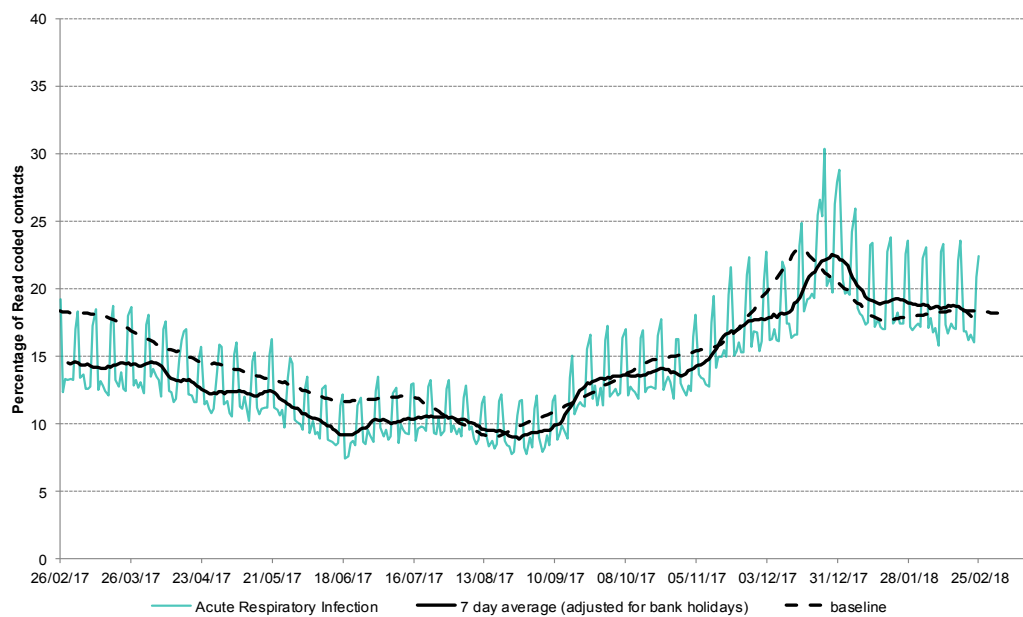


28 February 2018

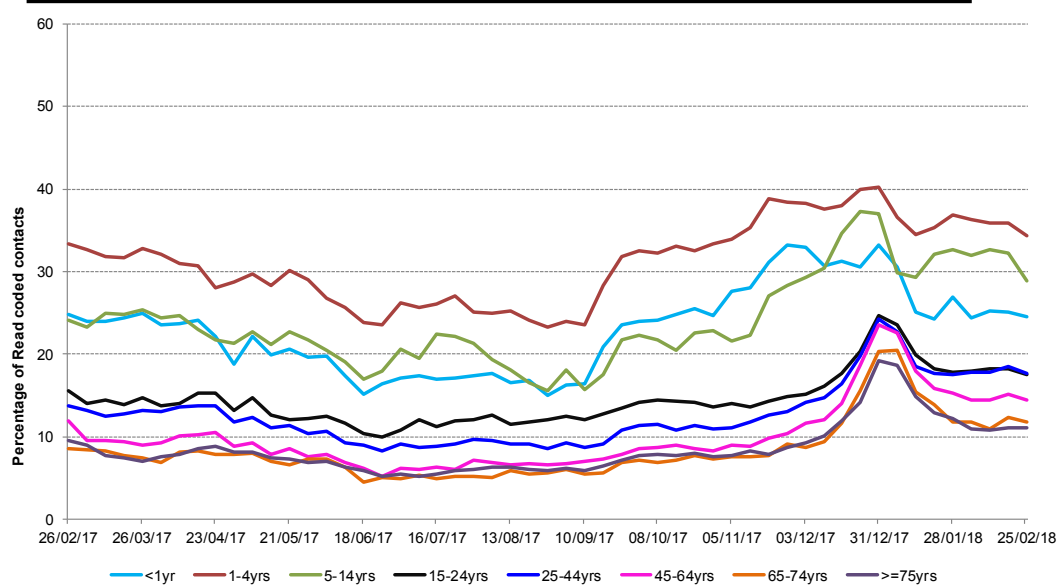
Year: 2018 Week: 08

**2: Acute Respiratory Infection daily contacts.**

Shown as a percentage of the total contacts with a Read code and as a 7 day average\*.

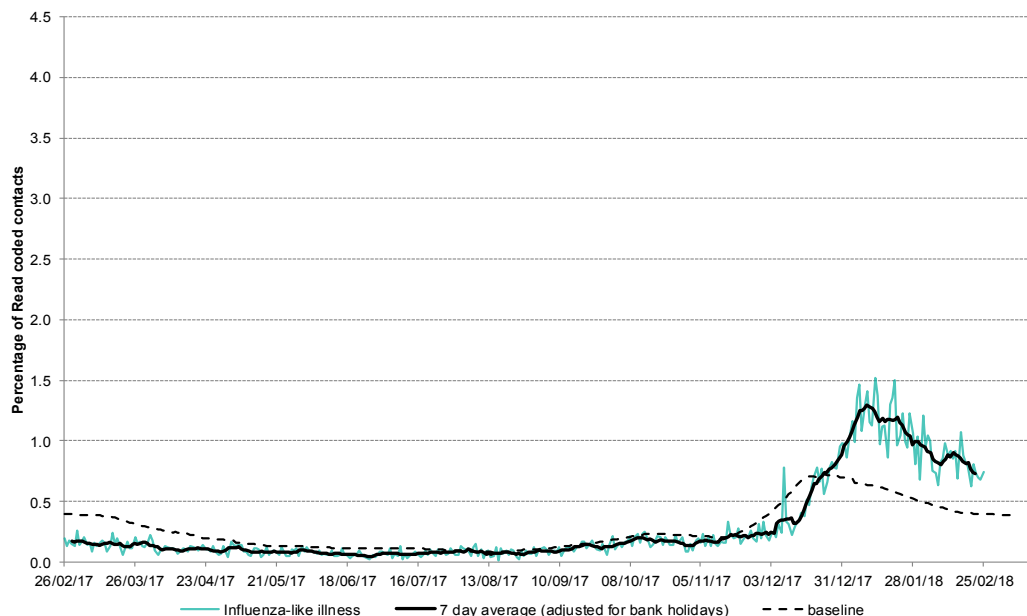


**2a: Acute Respiratory Infection contacts by age group.**



**3: Influenza-like illness daily contacts.**

Shown as a percentage of the total contacts with a Read code and as a 7 day average\*.

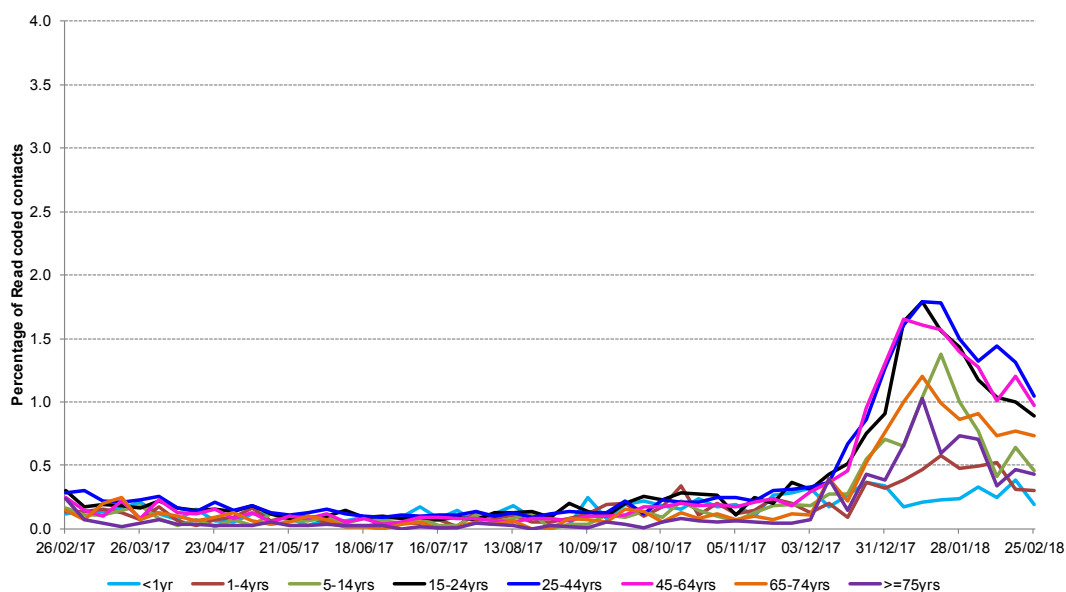


\*7-day moving average adjusted for bank holidays.

28 February 2018

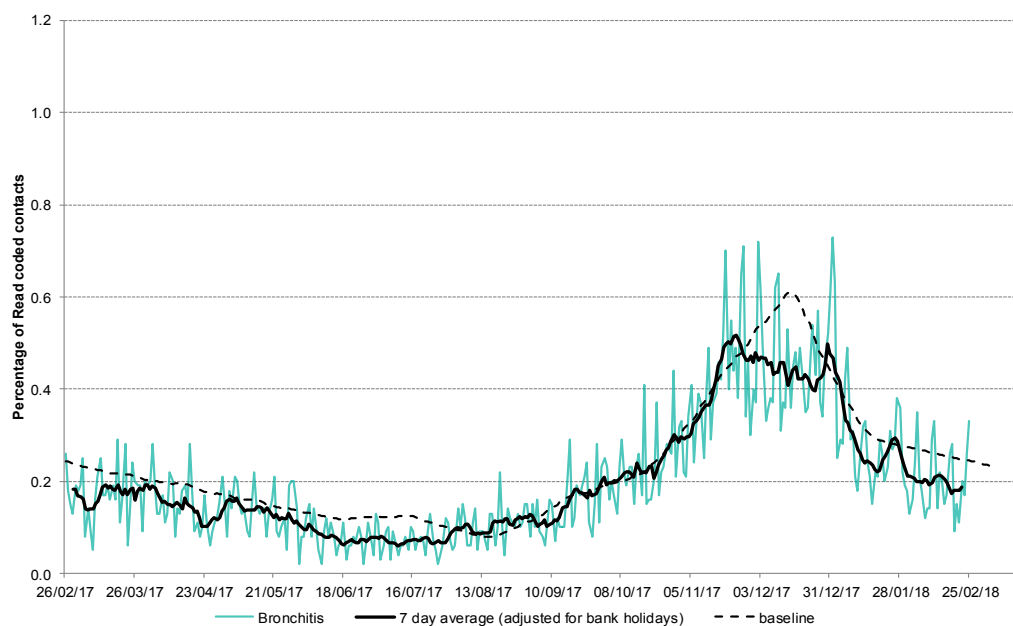
Year: 2018 Week: 08

**3a Influenza-like illness weekly contacts by age group.**

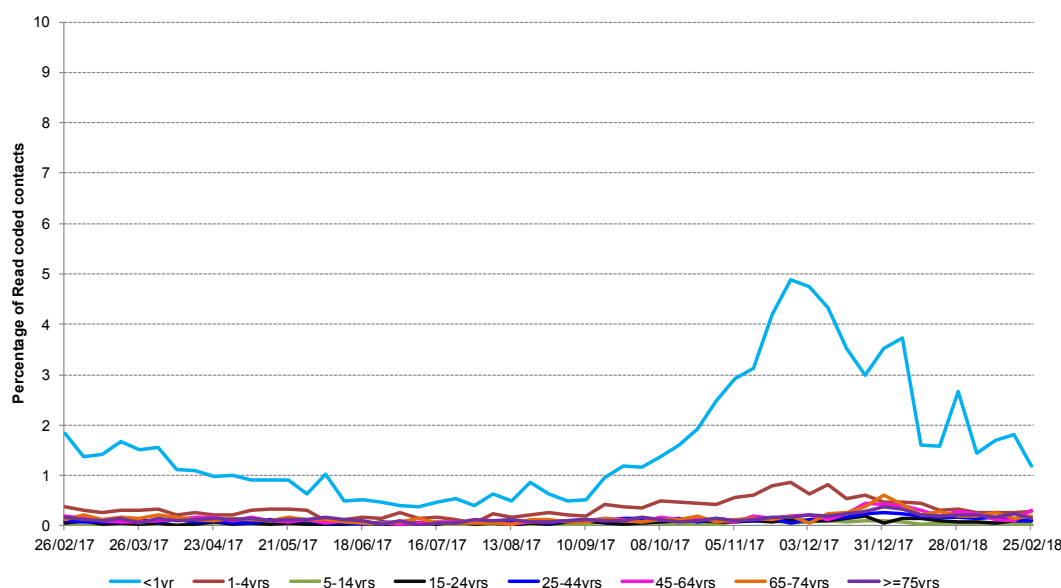


**4: Bronchitis/ bronchiolitis daily contacts.**

Shown as a percentage of the total contacts with a Read code and as a 7 day average\*.



**4a: Bronchitis/ bronchiolitis weekly contacts by age group.**

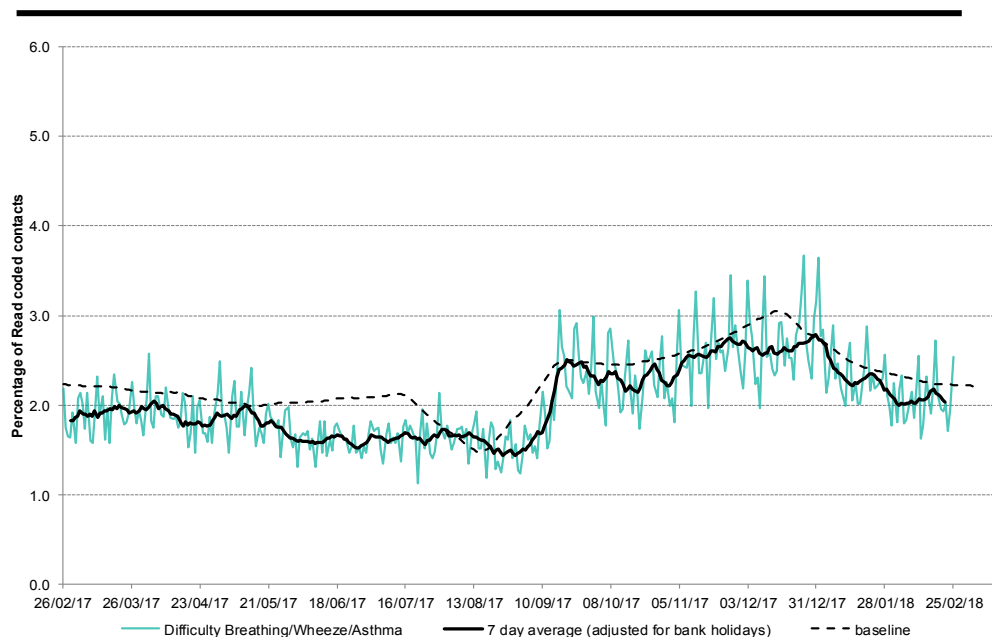


\*7-day moving average adjusted for bank holidays.

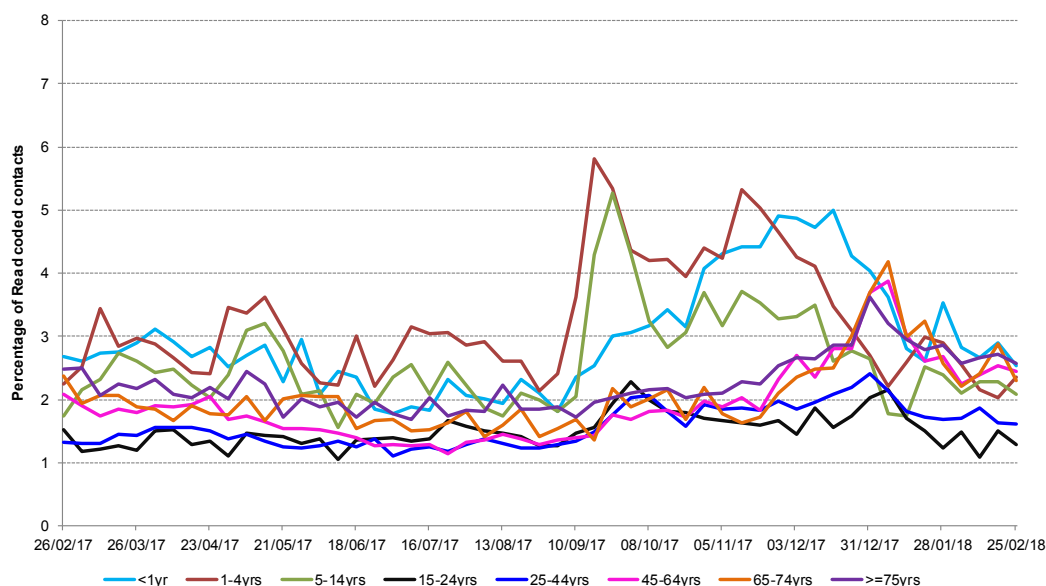
Intentionally left blank.

**5: Difficulty breathing/  
wheeze/asthma daily  
contacts.**

Shown as a percentage of the total contacts with a Read code and as a 7 day average\*.



**5a: Difficulty  
breathing/wheeze/  
asthma daily  
contacts by age  
group.**

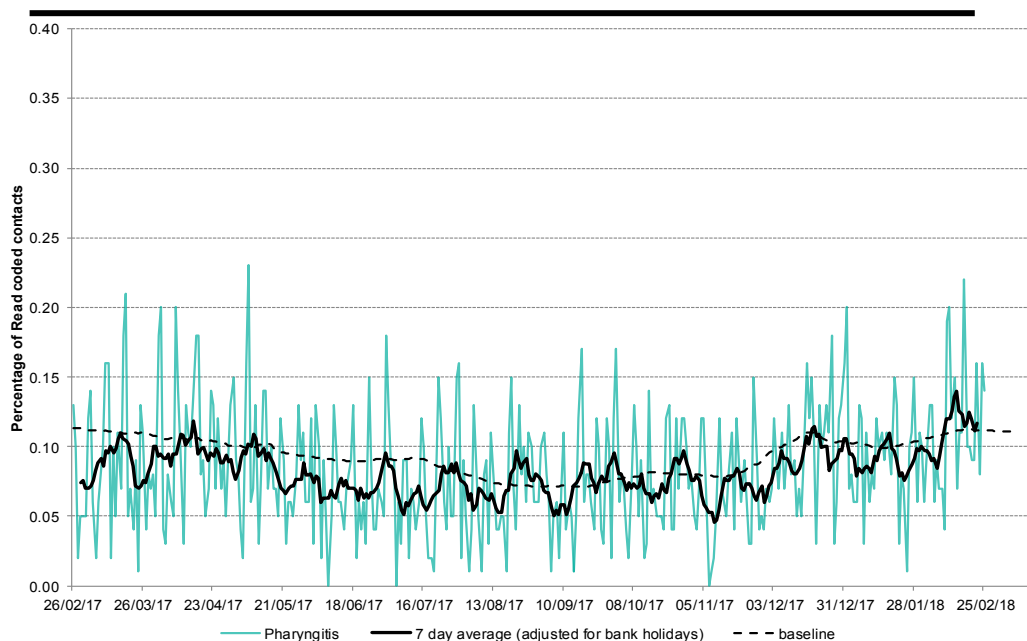


\*7-day moving average adjusted for bank holidays.

Intentionally left blank

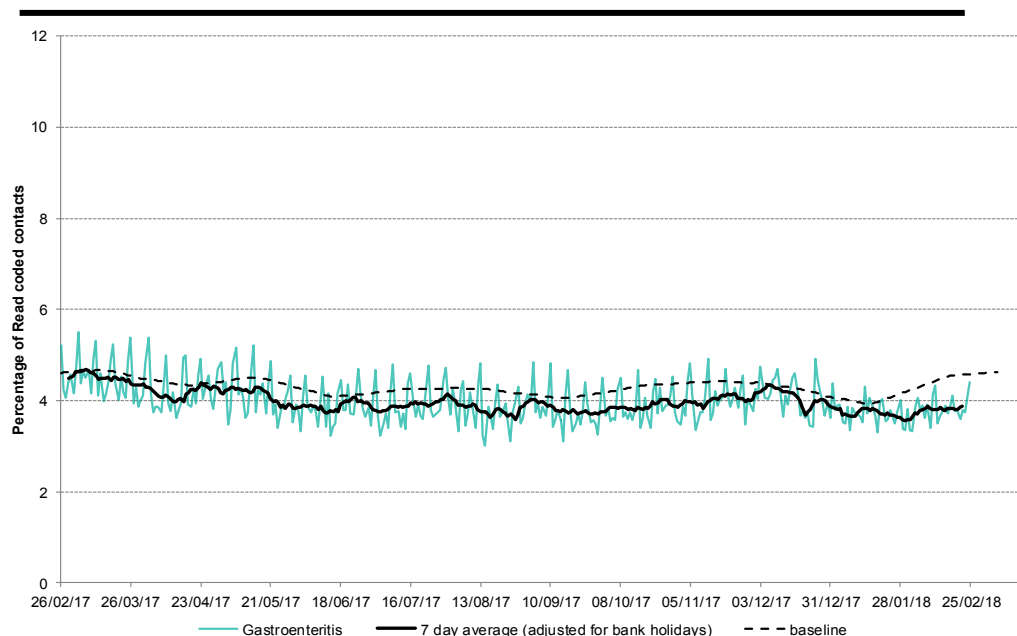
**6: Acute pharyngitis and persistent sore throat.**

Shown as a percentage of the total contacts with a Read code and as a 7 day average\*.



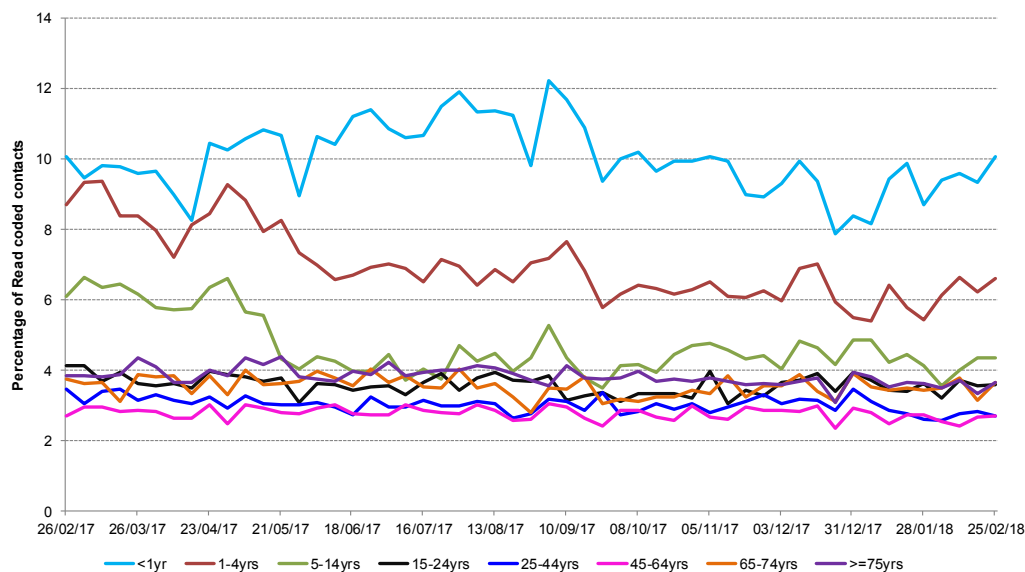
**7: Gastroenteritis daily contacts**

Shown as a percentage of the total contacts with a Read code and as a 7 day average\*.



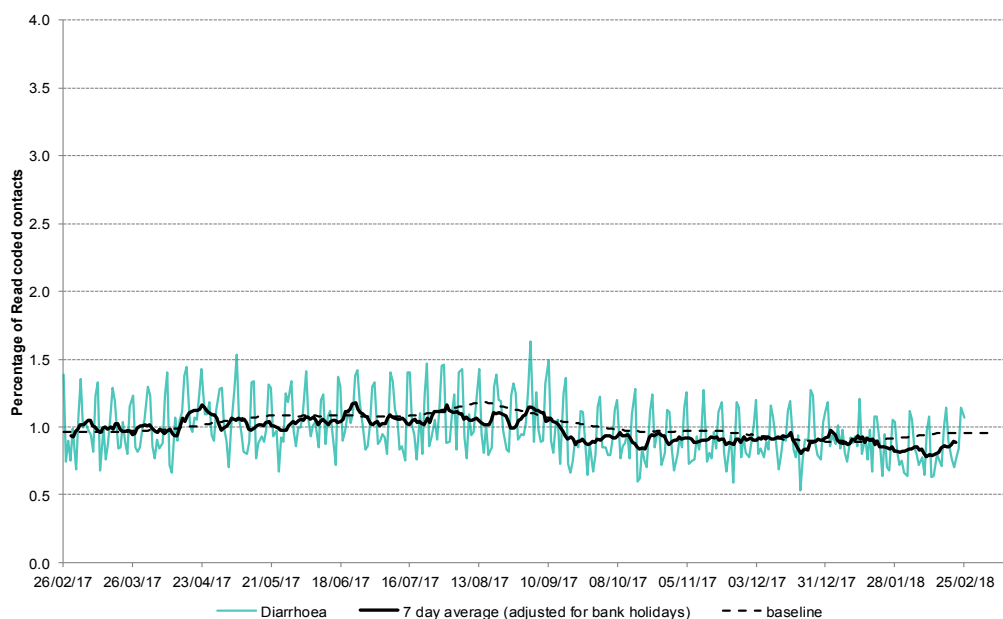
\*7-day moving average adjusted for bank holidays.

**7a: Gastroenteritis weekly contacts by age group.**

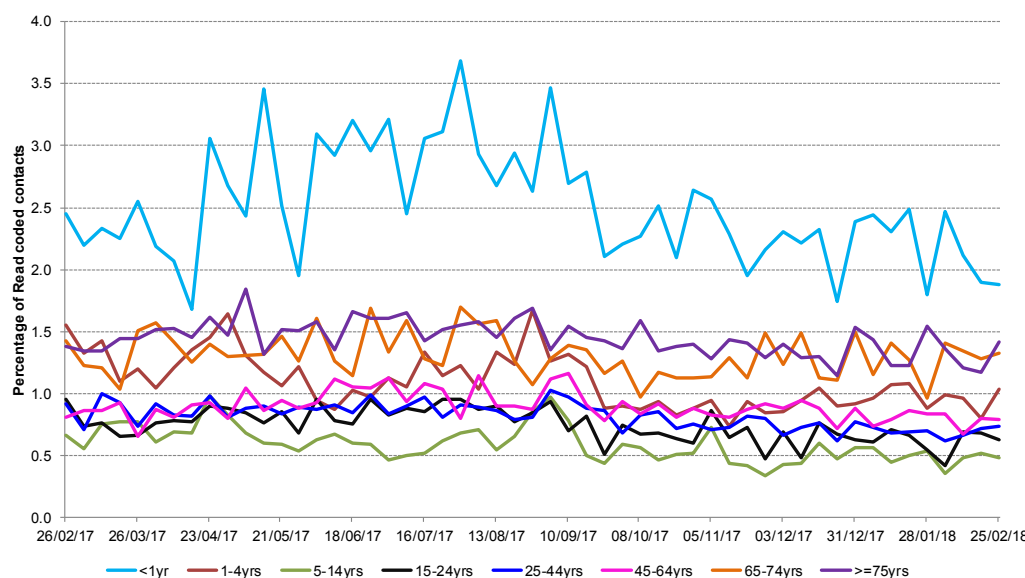


**8: Diarrhoea daily contacts.**

Shown as a percentage of the total contacts with a Read code and as a 7 day average\*.



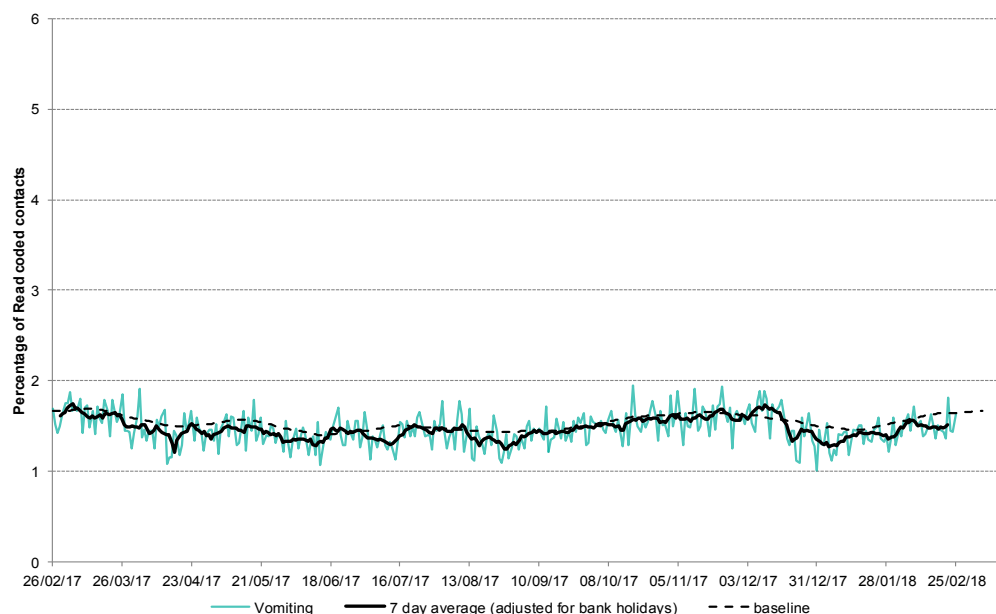
**8a: Diarrhoea weekly contacts by age group.**



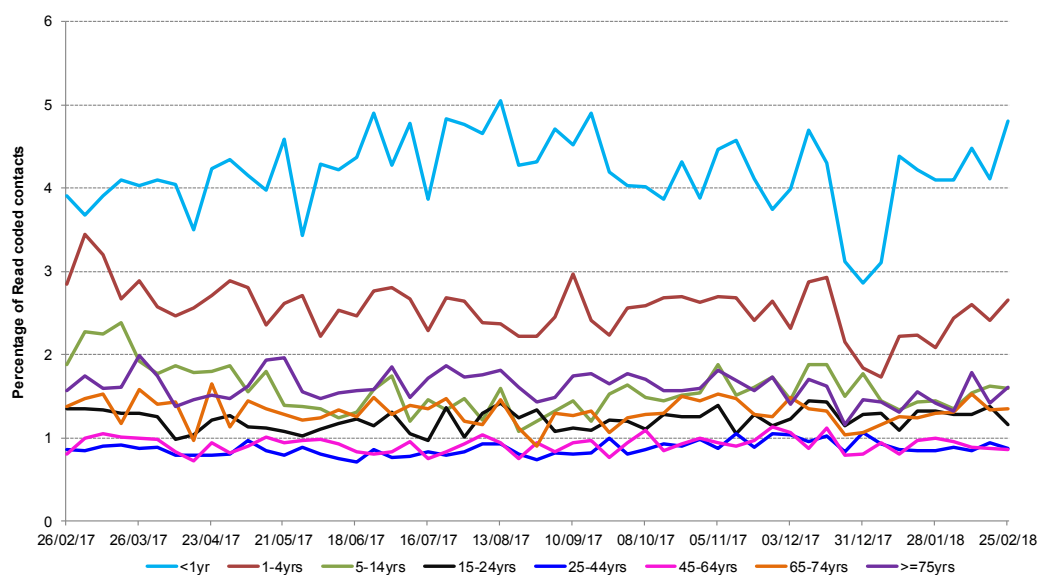
\*7-day moving average adjusted for bank holidays.

**9: Vomiting daily contacts.**

Shown as a percentage of the total contacts with a Read code and as a 7 day average\*.

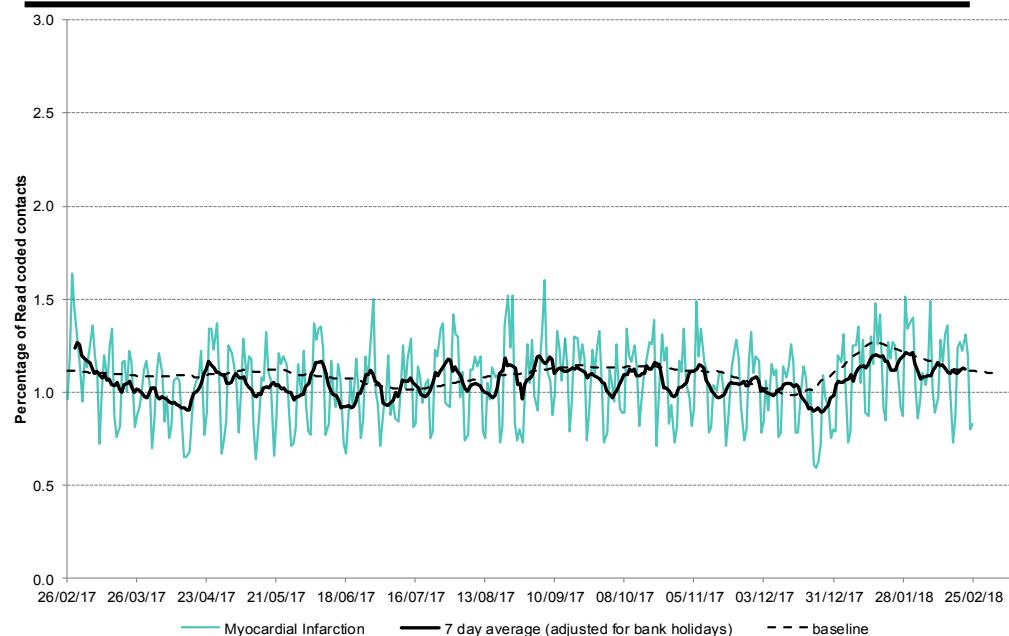


**9a: Vomiting weekly contacts by age group.**



**10: Myocardial Infarction daily contacts.**

Shown as a percentage of the total contacts with a Read code and as a 7 day average\*.



\*7-day moving average adjusted for bank holidays.

## Notes and caveats:

- This bulletin presents data from the Public Health England (PHE) GP Out-of-hours\Unscheduled Care Surveillance System (GP OOHSS).
- Fully anonymised data from GP out-of-hours (OOH) and unscheduled care service providers in England are being transferred to the PHE for analysis and interpretation by the PHE Real-time Syndromic Surveillance Team (ReSST).
- This system supplements existing PHE syndromic surveillance systems by monitoring data on general practitioner consultations outside of routine surgery opening times (evenings, weekends and bank holidays) and unplanned contacts within NHS primary care.
- The key indicators presented within this bulletin are derived by grouping selected Read coded consultations.
- GP OOH consultation data are analysed on a daily basis to identify national and regional trends. A statistical algorithm underpins each system, routinely identifying activity that has increased significantly or is statistically significantly high for the time of year. Results from these daily analyses are assessed by the ReSST, along with analysis by age group, and anything deemed of public health importance is alerted by the team.
- Baselines represent seasonally expected levels of activity and are constructed from historical data. Furthermore, they take into account any known substantial changes in data collection, population coverage or reporting practices. Baselines are refreshed using the latest data on a regular basis.

## Further information:

The GP Out-of-Hours Surveillance System Bulletin can also be downloaded from the PHE Real-time Syndromic Surveillance website which also contains more information about syndromic surveillance:

<https://www.gov.uk/government/collections/syndromic-surveillance-systems-and-analyses>

## Acknowledgements:

We are grateful to Advanced Health and Care and the GP out-of-hours and unscheduled care service providers who have kindly agreed to participate in this system.

---

### PHE Out-of-Hours/Unscheduled Care Surveillance

**Produced by:** PHE Real-time Syndromic Surveillance Team  
6<sup>th</sup> Floor, 5 St Philip's Place, Birmingham, B3 2PW

**Tel:** 0344 225 3560 > Option 4 > Option 2      **Fax:** 0121 236 2215

**Web:** <https://www.gov.uk/government/collections/syndromic-surveillance-systems-and-analyses>

## Contact ReSST:

[syndromic\\_surveillance@phe.gov.uk](mailto:syndromic_surveillance@phe.gov.uk)