

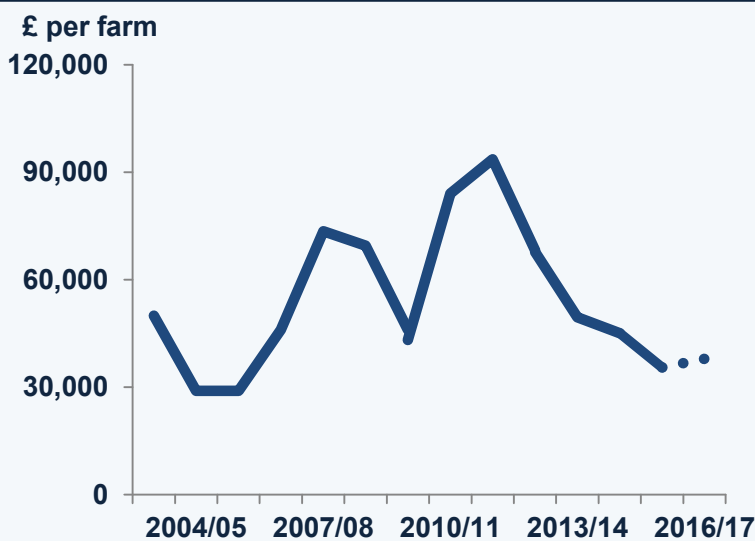
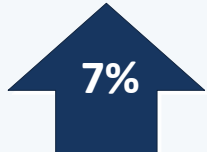
Average Farm Business Income (FBI) forecasts: England 2016/17

These forecasts are intended as a broad indication of the change in incomes for each farm type compared with 2015/16. They are derived from information available in early February 2017 for prices, animal populations, marketings, crop areas, yields and input costs. The forecasts are subject to a margin of error, reflecting, in particular, the fact that farm income is derived as the relatively small difference between total output and total input; small percentage changes in either of these can result in large percentage changes in income. Within each year there is a wide range in income across farms around the average figures shown here.



Cereals

£38,000 per farm



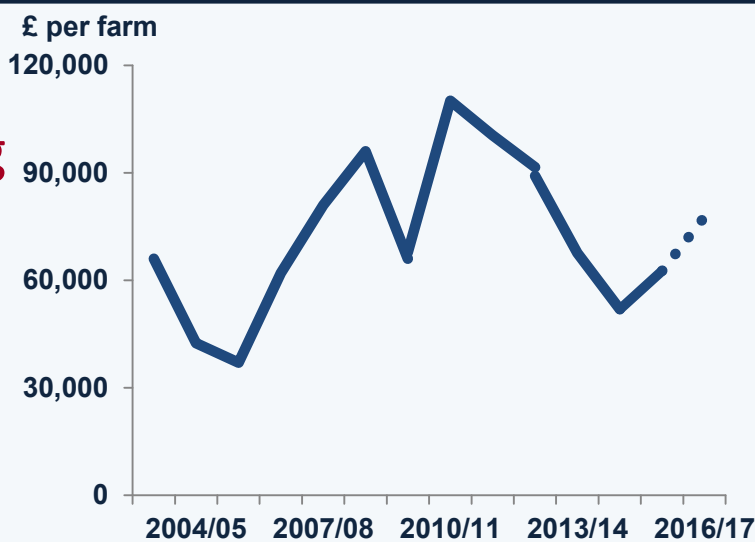
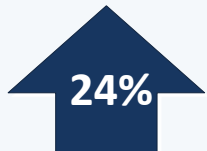
Lower cereal yields and reduced output for oilseed rape (area and yield) offset by higher prices for cereals and an increase in the Basic Payment driven by the weaker pound.

Input costs expected to be unchanged with lower fertiliser prices offset by other cost increases.



General cropping

£77,500 per farm



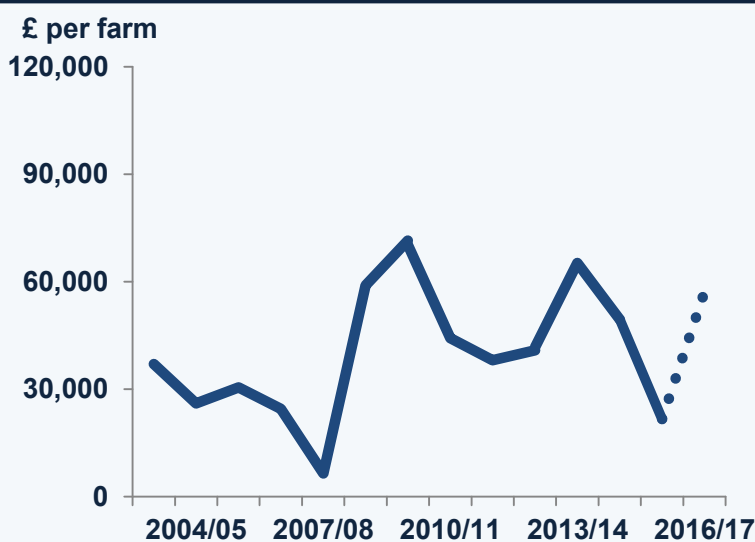
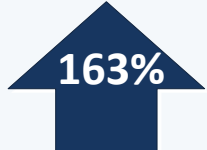
Increased output expected, largely driven by increased potato prices which together with higher cereal prices are expected to offset reduced oilseed rape and sugar beet output

Input costs are expected to be broadly unchanged.



Pigs

£57,000 per farm



Increased output due to higher prices which are also expected to impact on closing valuations.

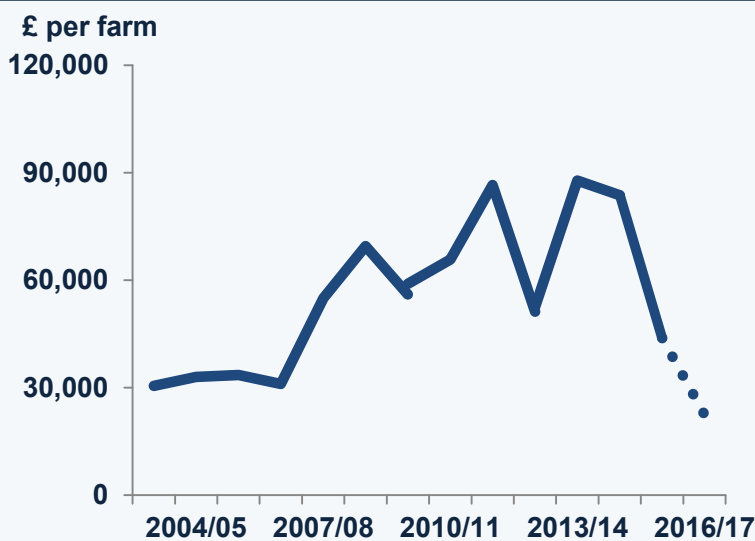
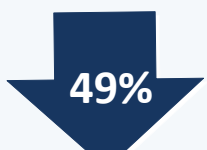
Input costs are also expected to increase, particularly feed.

Contract rearers are well represented in the FBS sample, dampening the full impact of the increase in national pig prices.



Dairy

£22,500 per farm

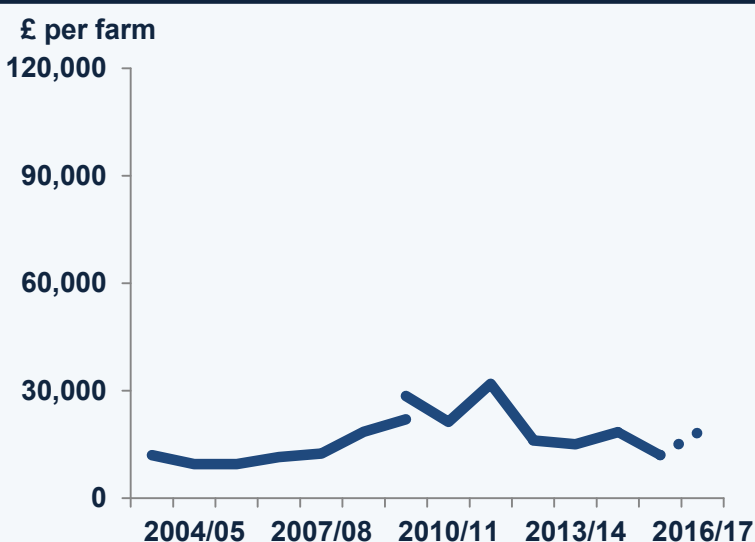


Reduced output driven largely by the fall in milk prices and milk production. This is expected to be partially offset by increased output for other cattle. EU milk reduction scheme is included in income.



Grazing livestock (lowland)

£19,000 per farm



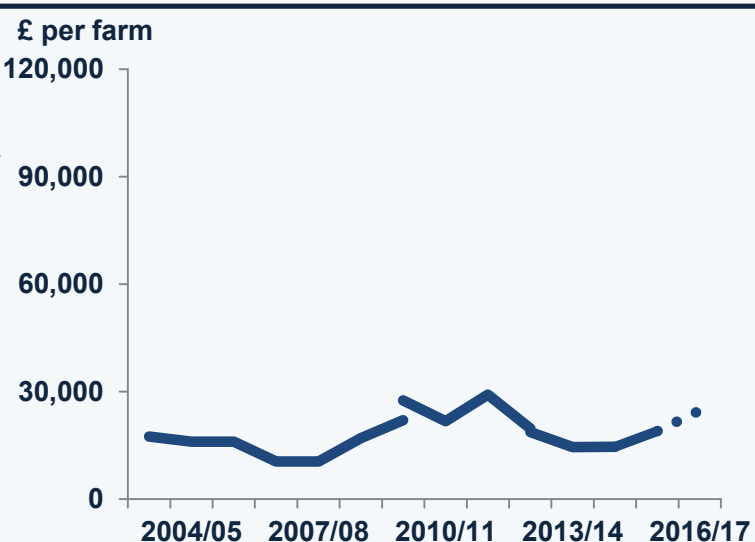

Cattle output is expected to rise with firmer prices towards the end of the year having a positive impact on closing valuations.

Sheep output also expected to be higher reflecting higher prices for much of the year.



Grazing livestock (LFA)

£24,500 per farm

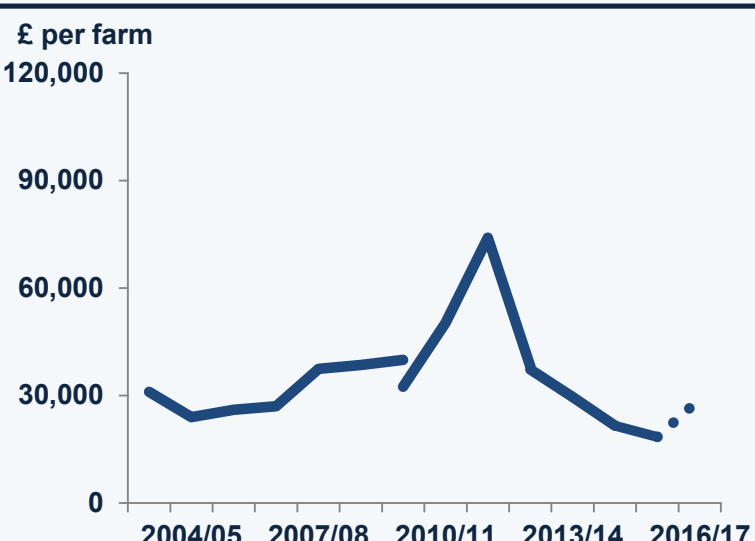
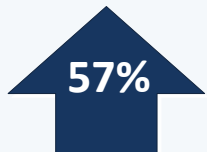


Changes expected to be broadly similar to lowland grazing livestock farms but these farms are expected to benefit more from firmer sheep prices via higher numbers and sales of breeding livestock.



Mixed

£29,000 per farm



Improved output from both crop and livestock enterprises plus an increase in the Basic Payment is expected to increase average income on these farms.

Source: Defra, Farm Business Survey

For more information: FBS.queries@defra.gsi.gov.uk

There are breaks in the series shown in these charts in 2009/10 and 2012/13. These are due to changes in the method used to assign farms to specific farm types. For each year average income has been calculated using both methods for comparability. See our website for more information.

<https://www.gov.uk/government/collections/farm-business-survey>

© Crown copyright 2017.

Icons made by Freepik from www.flaticon.com



Department for Environment Food & Rural Affairs