

National Insurance Numbers Allocated to Adult Overseas Nationals

Registrations to June 2017

Quarterly

Published 24th August 2017

United Kingdom

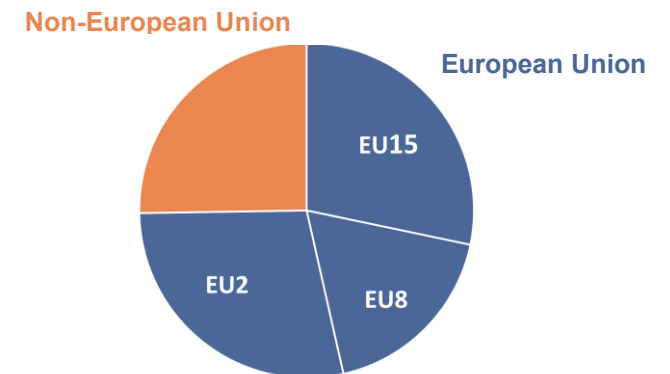
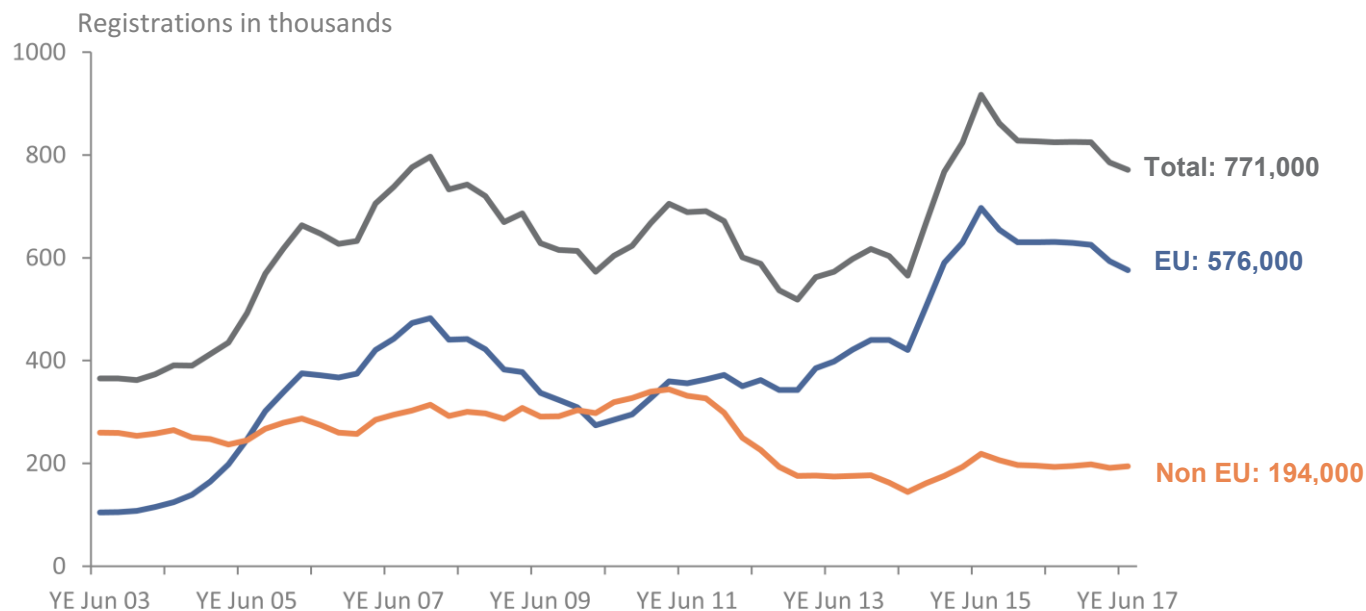
Official Statistics

What do these statistics show? A National Insurance Number (NINo) is generally required by any adult overseas national looking to work or claim benefits / tax credits in the UK. As such they show a count – by individual nationality - of the number of NINo’s registered to adult non-UK nationals each quarter, irrespective of the length of stay in the UK. The NINo statistics are not a count of the number of adult non-UK nationals currently residing in the UK

Main stories

771 thousand NINo’s registered in the year to June 2017: a 7% decrease on the previous year

...of these, 75% are from within the EU



At a glance

Page

[Where in the world are people registering from?](#)

3

[Where in the UK are people registering?](#)

4

[Focus on: Nationality of DWP benefit claimants](#)

5

[Where to find out more](#)

7

The 'focus on' article contained in this report is an update on nationality at point of NINo registration of DWP working age benefit recipients. [These are classed as Official Statistics](#)

Lead Statistician: Steve Watkins

Steven.watkins@dwp.gsi.gov.uk

DWP Press Office: 0203 267 5144

Comments? Feedback is welcome

Published 24th August 2017

Next edition on 30th November 2017

© Crown copyright

What you need to know

These statistics are designated as official statistics – see [Status: Official statistics](#)

What can you use these figures for?

✓ they provide a 100% count of foreign nationals registering for a NINO in a quarter; what their nationality was at the time of registering and where they registered.

What you cannot use these figures for:

- ✗ As a count of quarterly or annual migration to the UK.
- ✗ The number of foreign nationals who start work.
- ✗ The number of foreign nationals who are currently in the UK

This summary contains statistics on National Insurance Numbers (NINo) allocated to adult overseas nationals, covering the period from January 2002 to June 2017.

The NINo statistics show the number of people registering for a NINo in order to work or to claim benefits / tax credits and are one of a number of supplementary measures produced by Government of immigration to the UK.

The statistics are published as part of the scheduled timetable for the release of cross-Government migration statistics. The [Migration Statistics Quarterly Report \(MSQR\)](#) is a summary of the quarterly releases of official international migration statistics by the Office for National Statistics (ONS).

Comparisons with other sources of migration:

NINo statistics are not a direct measure of long term migration and therefore are not directly comparable with ONS long-term estimates of immigration. On 7 March 2016, the ONS published an [information note](#) explaining the reasons why long-term international immigration figures from the International Passenger Survey (IPS) could differ from the number of NINo registrations. This was followed by an [analytical paper](#) presenting analysis that has been undertaken across government to help understand why the 2 series are showing different trends, with focus on EU migration.

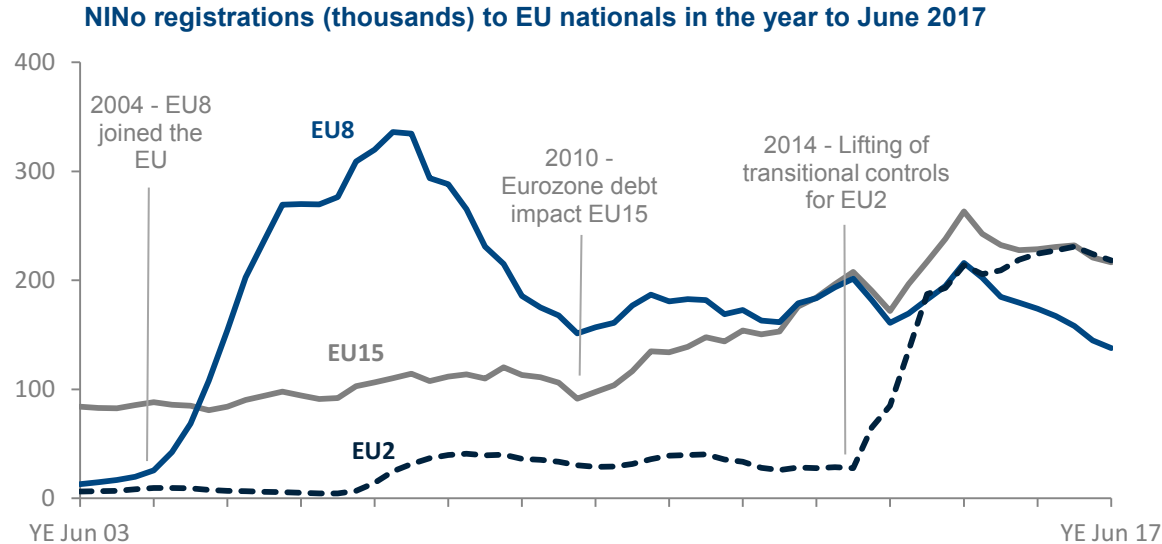
EU groupings used within migration statistics:

EU15 (original EU members), EU8 (joined the EU in 2004), EU2 (Romania & Bulgaria) and European Union Other

For reporting purposes, countries have been grouped into 'world regions' based primarily on geographical location, for more details see [World regions](#)

Where in the world are people registering from?

Registrations to EU8 are less than half of their peak in 2007. EU15 and EU2 now make up 56% of all registrations.



- In the year to June 2017, there were 576,000 NINo registrations by EU nationals (down 9% on the previous year) and 194,000 by non-EU nationals (up 1% on the previous year).
- There were 138 thousand registrations to EU8 nationals, a 21% decrease on the previous year: less than half of what they were in 2007.
- The number of NINo registrations from EU2 nationals (Bulgaria and Romania) was 218 thousand, a decrease of 6 thousand (3%) on the previous year.

There was a sharp rise in NINo registrations in 2014 following the removal of restrictions on work for EU2 citizens. Some of this is reflecting individuals who were residing in the UK prior 2014 and would only have been able to register for a NINo after that date (see [arrival to registration analysis on EU2 nationals](#)).

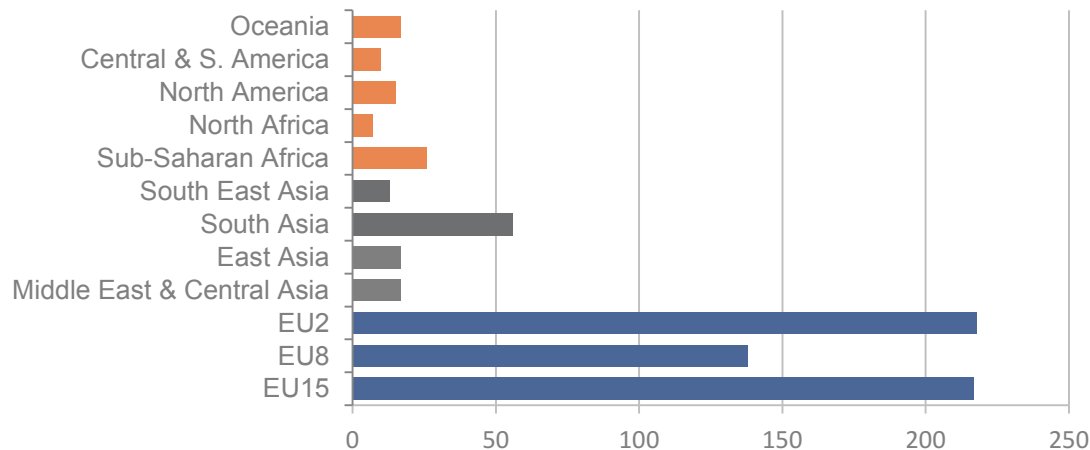
Top 5 individual nationalities, registrations in year to June 2017 (thousands) and the % change from previous year.

EU		Non EU	
Romania	175 (-5%)	India	35 (+2%)
Poland	78 (-26%)	Pakistan	13 (+7%)
Italy	60 (+2%)	Australia	12 (-10%)
Spain	43 (-11%)	China	12 (-6%)
Bulgaria	43 (+8%)	United States	10 (+8%)

Nationalities with the largest increases in registrations in the year to June 2017 are: Bulgaria (see above). Greece up 13% to 15,000, Eritrea up 77% to 4,000, Philippines up 31% to 4,000 and Italy (see above).

Outside of the EU, South Asia has the most registrations

Registrations (thousands) in the year to June 2017 by world area

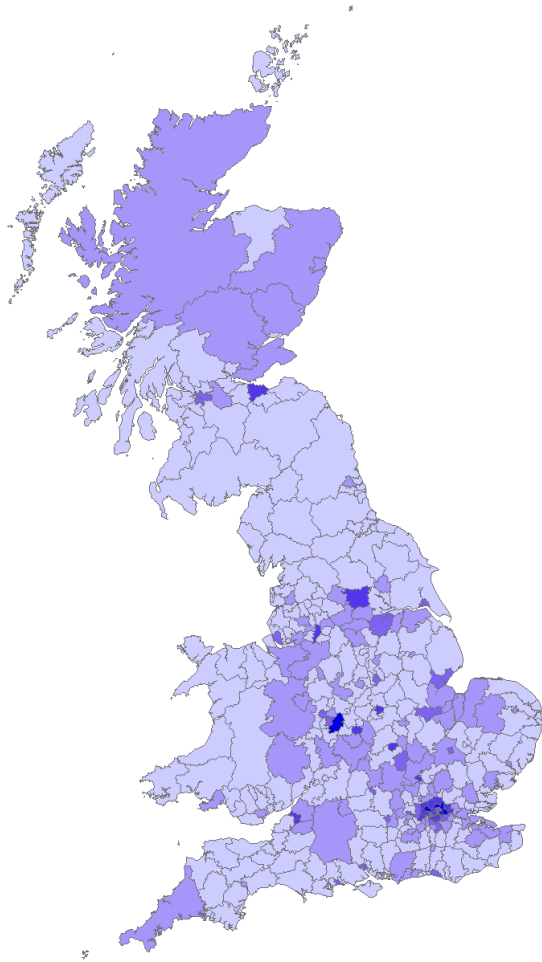


Where in the UK are people registering?

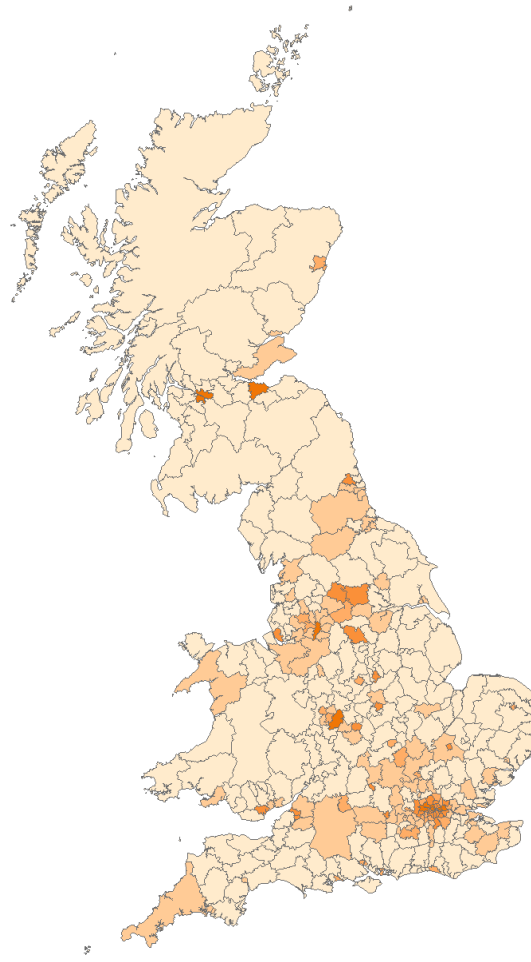
37% of all registrations are in London

NINo registrations Year to June 2017, by Local Authority at time of registration

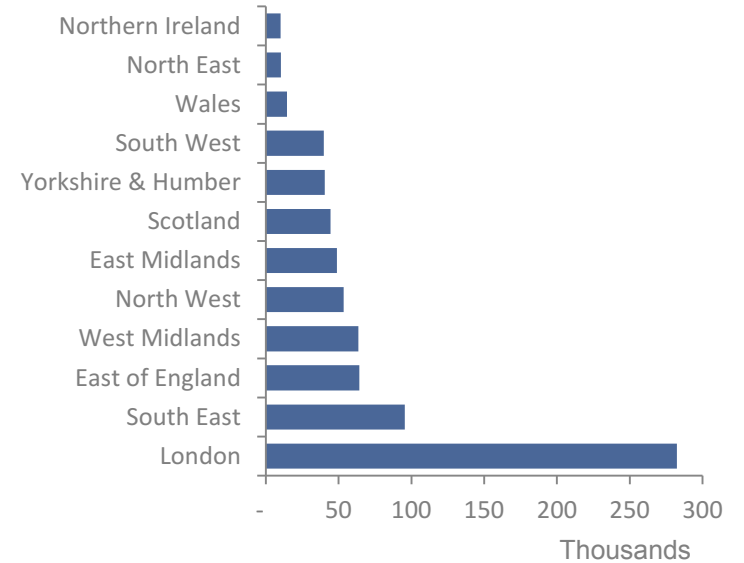
European Union



Non European Union



NINo registrations : Year to June 2017, by region



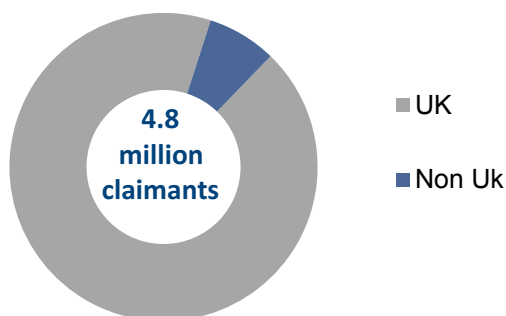
Top 10 Local Authorities	Registrations (thousands)
Newham	22
Birmingham	18
Brent	18
Tower Hamlets	17
Haringey	13
Ealing	13
Waltham Forest	13
Manchester	12
Westminster	12
City of Edinburgh	11

The darker areas of the map show local authorities with higher levels of registrations
 Click [here](#) for the interactive version: NINo registrations for year to March 2017

Focus on: Nationality at point of NINo registration of DWP benefit claimants

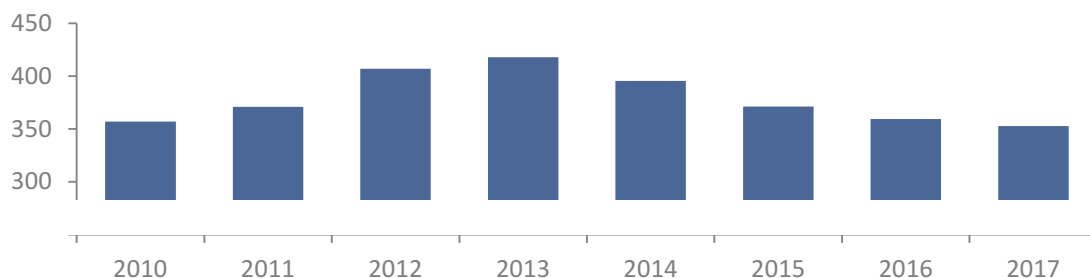
These statistics do not provide a measure of non-UK nationals currently claiming benefits based on their current nationality. The statistics do provide an estimate of the number of people currently claiming benefit who, when they first registered for a NINo were non-UK nationals. These statistics are classified as Official Statistics

7% of DWP working age claimants were overseas nationals



- As at February 2017, 4.8 million people were claiming DWP working age benefits
- Of these, 353 thousand (7.4%) are estimated to have been non-UK nationals when they first registered for a NINo.
- This compares with 359 thousand (7.3%) in 2016

Non-UK nationals at NINo registration: DWP working age benefit claimants (thousands) Feb 2010 to Feb 2017



As a proportion of the working age population....As at February 2017, approximately 13% of working age UK nationals were claiming a DWP working age benefit compared to 5% of working age non-UK nationals (at the time they first registered for a National Insurance Number) (*resident working age GB population figures based on country of birth 2015, ONS*). Claimants who were non-UK nationals when they registered for a NINo may of course subsequently have become permanent residents or British citizens

More information

Estimates produced in this report have been produced by matching the nationality record for non-UK nationals registering for a NINo to DWP working age benefit claimants (at Feb 2017). The client groups (and benefits) included are as follows:

- Jobseeker (Jobseeker's Allowance).
- ESA and incapacity benefits (Employment and Support Allowance, Incapacity Benefit and Severe Disablement Allowance)
- Lone Parent (Income Support)
- Carer (Carer's Allowance)
- Others on Income Related benefit (Income Support and Pension Credit)
- Disabled (Disability Living Allowance and Personal Independence Payments)
- Bereaved (Widow's Benefit)

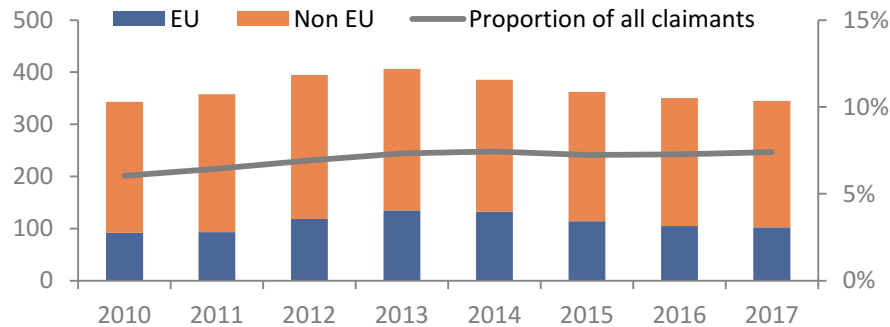
Claimants are only shown under one Client Group using the hierarchy above. A person who fits into more than one category will only appear in the top-most one for which they are eligible. For example a claimant of Disability Living Allowance and Jobseekers Allowance would appear in "Jobseeker", not in "Disabled"

Further details on the methodology and data limitations may be found in the [original report](#)

Analysis excludes Universal Credit, Housing Benefit and HMRC in-work benefits such as Tax Credits and Child Benefit.

The proportion of overseas nationals claiming a DWP benefits has remained level over the last 5 years

Non-UK nationals at NINo registration: DWP working age benefit claimants (thousands) and proportion of total - Feb 2010 to Feb 2017



353 thousand claimants are estimated to have been non-UK nationals when they first registered for a NINo (7.4% of the total number of claimants). Of these, 29% were EU nationals.

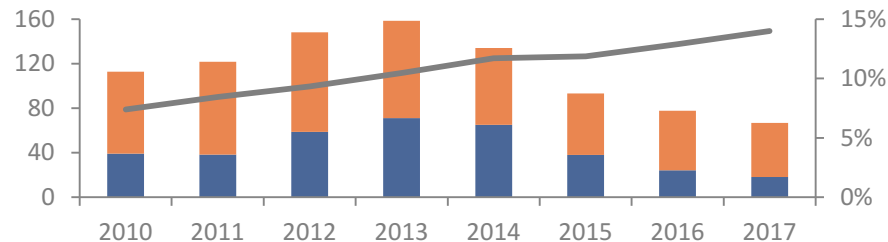
This compares with 359 thousand (7.3%) in 2016. The proportion has changed very little over the last 5 years

Number of Jobseekers who were overseas nationals at NINo registration has decreased over recent years to 68 thousand in Feb 2017. 27% were EU nationals (down from 31% in 2016). The proportion of Jobseekers who were overseas nationals at NINo registration has increased from 7% in 2010 to 14% in 2017. Figures exclude Universal Credit claimants.

Number of ESA and incapacity benefit claimants who were overseas nationals at NINo registration is 141 thousand in Feb 2017. This represents 6% of the ESA & IB client group

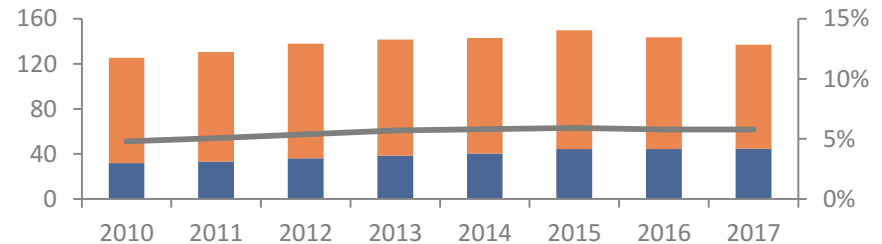
14% of jobseekers were overseas nationals

Non-UK nationals at NINo registration: Jobseekers (thousands) and proportion of total - Feb 2010 to Feb 2017



...and 6% of ESA and Incapacity benefit claimants

Non-UK nationals at NINo registration: ESA and Incapacity benefit claimants (thousands) and proportion of total - Feb 2010 to Feb 2017



More information

The current working age claimants who were non-UK nationals at the time they first registered for a NINo come from a wide range of different countries, reflecting those coming to the UK to work, joining family members already resident in UK or as refugees granted asylum status. It should be recognised that for some of the claimants their country of birth will not be the same as their nationality.

Further breakdowns including detailed time series and breakdowns by individual nationality are available in the excel tables that accompany this release ([LINK](#))

About these statistics

Status: Official statistics

National Insurance number (NINo) allocations to adult overseas nationals and nationality at point of NINo registration of Department for Work and Pensions (DWP) working age benefit recipients (NINo benefit claimants) are no longer badged as National Statistics. The statistics continue to be published as Official Statistics following Office for Statistics Regulation reassessment of the statistics. The full assessment can be found on the UK Statistics Authority website: [report on the reassessment of the NINo statistics](#).

World regions

For reporting purposes, countries have been grouped into 'world regions' based primarily on geographical location. Countries are grouped according to current world area status for the entire back series.

World region	Sub Group
European Union (EU)	European Union EU15 (original EU members), European Union EU8 (joined EU in 2004), European Union EU2 (Romania & Bulgaria), European Union Other
Non-European Union (Other Europe)	Other Europe
Asia	Middle East and Central Asia, East Asia, South Asia, South East Asia
Rest of the World	Sub-Saharan Africa, North Africa, North America, Central and South America, Oceania

A detailed nationality breakdown for each world area is available in the supplementary tables accompanying this [release](#).

Where to find out more

This document and the summary tables can be found here: <https://www.gov.uk/government/collections/national-insurance-number-allocations-to-adult-overseas-nationals-entering-the-uk>

Further information including detail on data sources, uses and limitations of the series can be found here: <https://www.gov.uk/government/statistics/nino-allocations-to-adult-overseas-nationals-entering-the-uk-background-information>

Build your own tables using Stat-Xplore: <https://stat-xplore.dwp.gov.uk/>

See our interactive map: Click here: <://dwp-stats.maps.arcgis.com/apps/Viewer/index.html?appid=e449d3f2bd5e4e55aebc6154f69de07a>

View our new interactive NINo dashboard: <https://ninodash.herokuapp.com/>

Further detail on the NINo application process is available here : <https://www.gov.uk/apply-national-insurance-number>

The Migration Statistics Quarterly Report provides a comprehensive summary of the various sources of migration statistics including headline NINo statistics: <https://www.ons.gov.uk/peoplepopulationandcommunity/populationandmigration/internationalmigration/bulletins/migrationstatisticsquarterlyreport/previousReleases>

Enquires and feedback.

DWP would like to hear your views on our statistical publications. If you use any of our statistics publications, we would be interested in hearing what you use them for and how well they meet your requirements : Email DWP at stats-consultation@dwp.gsi.gov.uk.

Press enquiries should be directed to the Department for Work and Pensions Press Office: 0203 267 5144.

Other enquiries about these statistics should be directed to:

steven.watkins@dwp.gsi.gov.uk.

russ.bentley@dwp.gsi.gov.uk