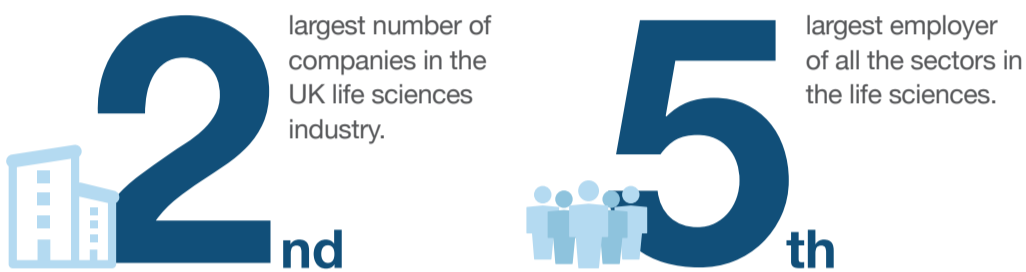
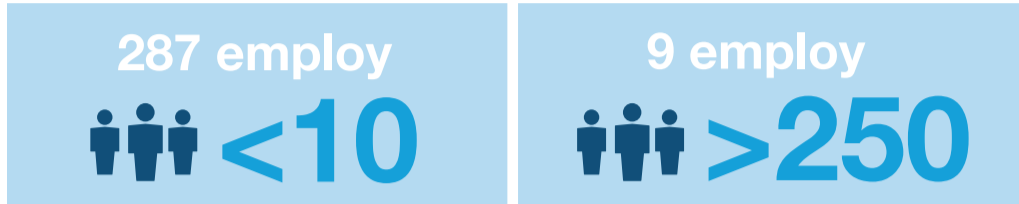
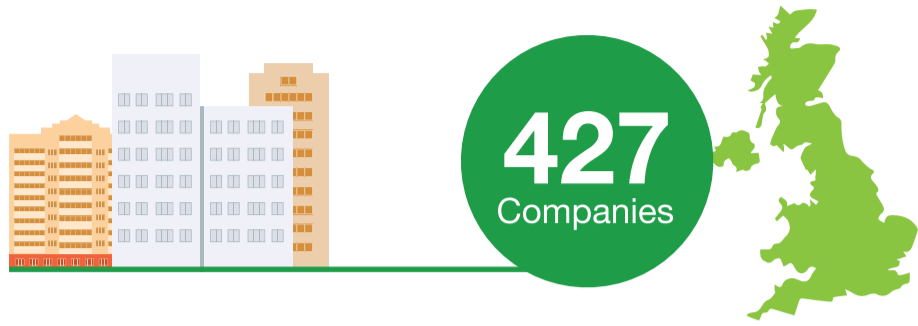
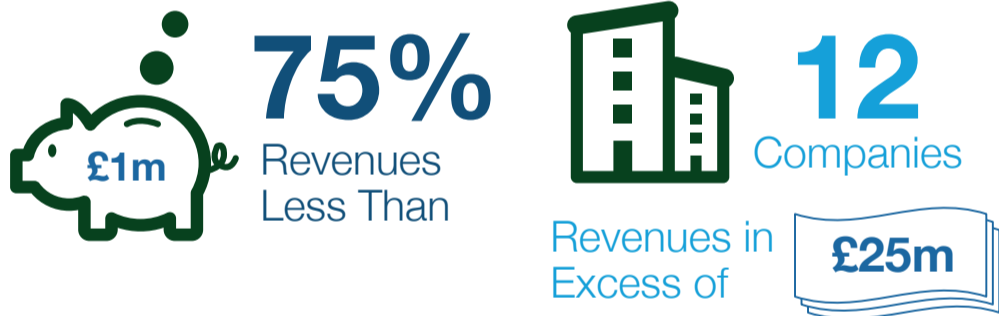


# UK Digital Health Sector Strength & Opportunity 2016

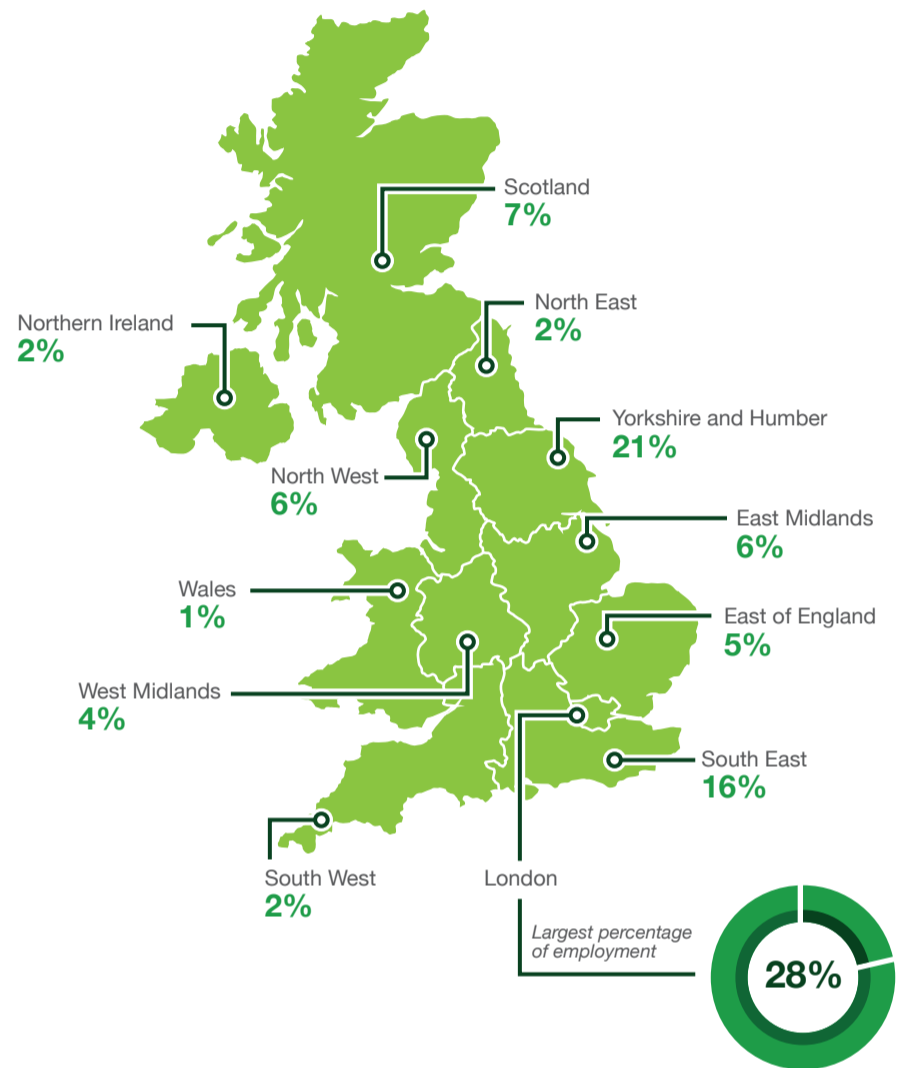
## Companies, Employment and Turnover



Includes companies whose main activity involves the application of digital technology to deliver health or wellbeing services and products. These companies typically provide software or other IT related products. Companies that earn most of their revenue from equipment are not included in the digital health sector but under segments related to the equipment (e.g. Producers of MRI scanners, laboratory based diagnostic equipment)




## Distribution of Employment Across UK



## Growth Trends

Between 2011 and 2016 a sample of 51 digital health companies grew employment at a CAGR\* 20%, while revenue declined by 3.5%.



\* CAGR = Compound Annual Growth Rate

## Largest Segments by Employment and Revenue

- Hospital Information Systems**  
Includes secondary healthcare medical record systems.
- GP Information Systems**  
Includes primary healthcare medical record systems.
- E-health**  
Includes software and infrastructure to analyse medical and health big data.

Together these 3 segments account for **76%** of sector employment and revenue

For More Info : [www.lifesciences.ukti.gov.uk](http://www.lifesciences.ukti.gov.uk)

[www.gov.uk/government/collections/bioscience-and-health-technology-database-annual-reports](http://www.gov.uk/government/collections/bioscience-and-health-technology-database-annual-reports)