



PAVING THE WAY FOR BUSINESS  
BUILDING A BETTER INVESTMENT CLIMATE

# Year 3 Quarter 4 report

January to March 2015



# Contents

List of abbreviations	3
1. Summary of progress for this period	5
2. Progress against logframe	10
3. Financial reporting	15
4. Summary of activities planned for next reporting period	17
<hr/>	
Annex 1: Pending requests	19
Annex 2: Sources of requests	21
Annex 3: IFUSE deployments in Q4 of Year 3	24
<hr/>	

## List of abbreviations

ACCA	Association of Chartered Certified Accountants
BGS	British Geological Survey
BIS	Department for Business, Innovation and Skills
BRDO	Better Regulation Delivery Office
CBI	Confederation of British Industry
CIPFA	Chartered Institute of Public Finance & Accountancy
CMA	Competition and Markets Authority
DFID	Department for International Development
FCO	Foreign & Commonwealth Office
GAD	Government Actuary's Department
HMRC	Her Majesty's Revenue and Customs
HSL	Health and Safety Laboratory
IC	Investment climate
ICAEW	Institute of Chartered Accountants in England and Wales
iCPAR	Institute of Certified Public Accountants of Rwanda
IUK	Infrastructure UK
IFUSE	Investment Facility for Utilising UK Specialist Expertise
LR	Land Registry
MA	IFUSE managing agent
MENA	Middle East and North Africa
MoU	Memorandum of Understanding
NAO	National Audit Office
ODA	Overseas development assistance
OS	Ordnance Survey
PPP	Public private partnership
RICS	Royal Institute of Chartered Surveyors
ToRs	Terms of Reference

UNCTAD United Nations Conference on Trade and Development (UNCTAD)  
VfM Value for Money

# 1. Summary of progress for this period

## 1.1. Summary of progress for this period



This report covers Quarter Four (Q4) of Year 3 of IFUSE implementation from January to March 2015. Below is a summary of the main highlights from this reporting period:

- IFUSE provided record levels of support in Q4 of Year 3 – sixteen deployments is the highest number for any quarter in the programme’s three year history.** Six deployments were completed in both January and February and four were delivered in March. This builds on the twelve deployments delivered in Q3 and brings the total deployments for Year 3 to 47 and the overall total of IFUSE deployments to 104. Annex 3 provides more detail on the IFUSE deployments completed in Q4.
- IFUSE continues to deliver technical assistance in a number of different ways and demonstrates collaboration between UK Partner organisations.** The types of deployments in Q4 included thirteen in-country deployments, one inward visit to the UK and two desk-based deployments. Five of the thirteen in-country deployments involved two or more experts from UK partner organisations and the inward visit, from Tanzania, involved 3 UK Partners - Land Registry (LR), Ordnance Survey (OS) and the Royal Institution of Chartered Surveyors (RICS).
- We recorded some IFUSE ‘firsts’ in Q4** – the British Geological Survey (BGS) delivered their first IFUSE deployment to the Ministry of Mines in Kenya in January and quickly followed up with a second deployment in February. Q4 also saw the first IFUSE deployment to Zimbabwe which was undertaken by the Competition and Markets Authority (CMA) in February.
- The pipeline of potential deployments demonstrates a strong demand for the type of support that IFUSE provides.** At the time of writing, the pipeline stands at 43 enquiries, continues to represent a high level of demand. Of the current pipeline, 15 (or 24 including follow-ups) are formal requests supported by completed ToRs (summarised in Annex 1) and a further 19 are enquiries for which ToRs are still to be submitted. Requests pending at the end of Q4, indicates a strong demand for technical assistance in the areas of financial regulation, land and natural resources.
- IFUSE continues to enhance the range of expertise through the addition of a new participating organisation.** The Health and Safety Laboratory (HSL) joined IFUSE in January. As part of the Health and Safety Executive (HSE), they can trace their origins to 1911 when they were founded to study explosions in coal mines. We expect a range of beneficiaries from several African countries to benefit from HSL’s expertise in this area, when they participate in the IFUSE-sponsored Extractives Course scheduled to take place in Addis Ababa, Ethiopia in May.
- IFUSE continues to provide technical assistance to a wide range of countries, and demonstrates a balance between expansion to new beneficiary organisations and building on established relationships.** Of the sixteen deployments delivered in Q4, seven were first deployments to either new beneficiary organisations or new priority countries, and the remaining 9 represented follow-up deployments. In Q4, ten priority countries received IFUSE support. Kenya was the priority country which received most IFUSE support with 4 deployments delivered by BGS and the Met Office (2 each).
- DFID has agreed a 2 year extension for IFUSE.** At the end of Q4, DFID agreed with the MA a 2 year extension for IFUSE. The extension will run from 1<sup>st</sup> April 2015 to 31<sup>st</sup> March 2017. During the extension, IFUSE will continue to focus on DFID’s 28 priority countries and regions. There will be an increased focus, however, on the investment climate themes for which there is most

demand and a renewed effort to increase the depth of IFUSE coverage and the overall impact the programme has on DFID's investment climate priorities. New organisations which complement the skills and experience of those already participating in IFUSE may be on boarded.

## 1.2. Key risks and issues

The table below sets out an update on those risks identified at IFUSE's inception - their current status and mitigating actions:

Risk/issue	Actions	R/A/G status
Insufficient demand for IFUSE	<ul style="list-style-type: none"> <li>• Q4 saw the delivery of 16 deployments. This builds on the 12 deployments delivered in Q3 resulting in 28 deployments over 6 months. Given that 21 deployments were delivered in the whole of Year 1, this demonstrates a significant and sustained increase in demand for technical assistance through IFUSE.</li> <li>• With a current pipeline of 43 requests and enquiries, demand continues to be strong and includes a proposal for the organisation of a leadership conference in extractives governance which is intended to increase demand for deployments in this sector.</li> <li>• The track record of IFUSE to date and the forecasted demand has resulted in DFID approving a 2 year extension of the current IFUSE programme from 1 April 2015 – 31 March 2017.</li> </ul>	
Requests for support cannot be satisfied because of a lack of suitable and available expertise in participating organisations.	<ul style="list-style-type: none"> <li>• The 16 deployments in Q4 were delivered by 13 UK Partner organisations and demonstrates considerable diversity in the range of actively participating UK Partner organisations. Whilst we continue to work proactively with UK partner organisations that have already delivered a high number of IFUSE deployments, it is interesting to note that of the 16 UK Partners that delivered deployments in Year 3, 10 of these were first deployments for that organisation. In the Extension period (Phase 2), there will be a focus on themes which reflect most demand which is intended to maximise the participation of current UK Partner organisations as well as provide an opportunity to on-board new complimentary UK Partners.</li> </ul>	

### 1.3. Summary of requests

#### Status of requests

During Q4 we received fourteen new formal<sup>1</sup> requests for assistance. This gives a total of 125 requests since the start of IFUSE implementation<sup>2</sup>, including 33 follow up requests. Please refer to Annex 1 for full details of the formal requests pending at the end of the Q4 reporting period.

The 14 formal requests received in Q4 further reinforce the diversity of IFUSE in terms of the range of countries and the investment climate themes:

Kenya:	Natural resources (2 requests)
Burma/Myanmar:	Financial regulation
African Risk Capacity:	Industry specific regulation (micro-insurance) – desk-based research
Tajikistan:	Regulatory reform
Ukraine:	Financial regulation
MENA region (Egypt):	General interface with business
Zimbabwe:	Competition policy
South Africa:	Natural resources
Tanzania:	Natural resources
Caribbean region:	General interface with business
Rwanda:	Land legislation
Nepal:	Accountancy standards
Various (conference):	Accountancy standards

---

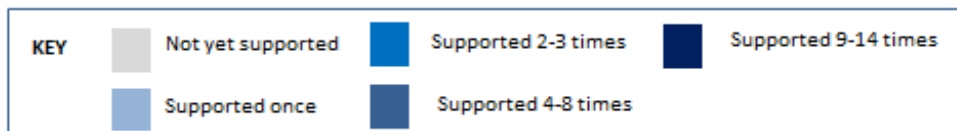
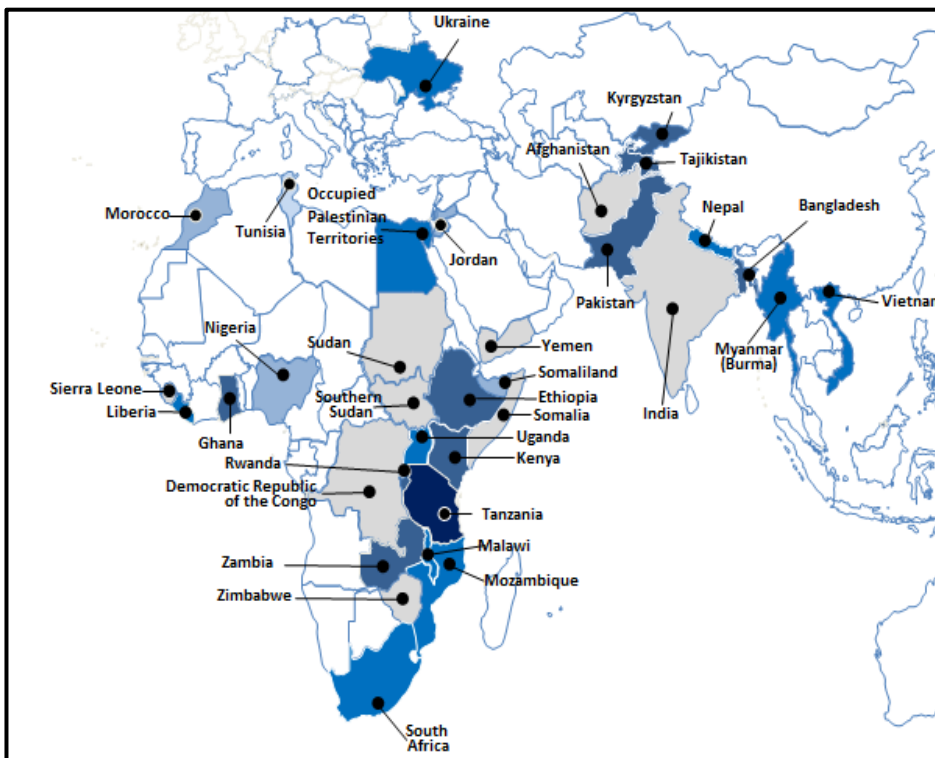
<sup>1</sup> Formal request' is defined as one where terms of reference have been produced in accordance with the IFUSE criteria, as opposed to a simple preliminary enquiry or proposal.

<sup>2</sup> Given the multi-stage nature of some of these requests (i.e. single requests made up of two or more deployments) the overall number of requests for deployments should read as 158.

**DFID countries and regions supported:**

In Q4 Year 3, IFUSE has supported 10 DFID priority countries and regions: Burma, Egypt (MENA region), Kenya; Rwanda; Tajikistan; Tanzania; Ukraine; Zambia and Zimbabwe and the African region). This brings to 22 the total number of countries supported by IFUSE in Year 3 to date.

The map below illustrates the countries supported by IFUSE during years 1, 2 and Year 3<sup>3</sup>.



<sup>3</sup> Note that this diagram covers individual countries supported to date but not the regions that have formed the focus of IFUSE deployments.



#### 1.4. Status report summary

The table below summarises progress against the key activities planned for the reporting period alongside the core IFUSE management activity, as well as progress on further agreed activities.

Key activities planned	Progress made in this period
Implement recommendations of 2013 annual review (engagement of FCO, creation of thematic deployments and template deployments).	<ul style="list-style-type: none"> <li>We have continued to support the development of a thematic approach to the delivery of the IFUSE programme – we have worked with DFID Extractives team to construct plans for an Extractives Leadership Course which have been approved for delivery in Ethiopia in May 2015.</li> </ul>
Oversight Committee Meeting (OCM)	<ul style="list-style-type: none"> <li>The OCM was held on 16 March 2015 with wide attendance from UK partner organisations. The MA and DFID presented a progress update on the IFUSE programme and an overall summary of programme achievements over 3 years. We continued to build on a participative approach by facilitating a discussion of lessons learned from deployments, particularly relating to inward visits. LR, OS and RICS showcased the inward visit of three Tanzanian delegates in January and shared their very positive experience of working collaboratively to create an itinerary for a visit to all three organisations. As well as representing value for money, anecdotal feedback from the delegates highlighted that their opportunity to visit three organisations in one trip to the UK provided them with a breadth of information that facilitated more strategic thinking on their part. DFID confirmed their commitment to IFUSE by announcing the intention to extend the programme for a further two years to 31 March 2017.</li> </ul>
Continue implementation of communications and engagement strategy	<ul style="list-style-type: none"> <li>We have continued to engage with participating organisations that have not yet had an opportunity to complete a deployment through IFUSE, or who have done relatively few. In Q4 this resulted in BGS and CIPFA delivering their first IFUSE deployments, and in CMA delivering their first deployment since Year 2.</li> </ul>

## 2. Progress against logframe

### 2.1. Logframe

The revised logframe is set out below, as well as the data on outputs and outcomes per year, aggregated where appropriate. This data was compiled on 1 April 2015. Where data is outstanding – for example as a result of the lag in beneficiaries responding to feedback - this is indicated.

Impact	Impact Indicator 1		Year 3	Year 2	Year 1	Comments/risks
IFUSE TA contributes to reform improvements that reduce monetary time and cost of doing business, increasing predictability of investment climate and promoting fair and competitive markets in five priority countries.	Improvements in specific areas of ease of doing business in priority countries.		-	-	-	For discussion with DFID.
	Impact Indicator 2		Year 3	Year 2	Year 1	Comments/risks
	Qualitative assessment of investment climate in priority countries shows discernible improvements.		-	-	-	As above.
Outcome	Outcome Indicator 1		Year 3	Year 2	Year 1	Comments/risks
Improved design and implementation of investment climate reform	Proportion of IFUSE recipients who note 'additionality' of UK government support as against other forms of technical assistance.	Planned	90%	85%	80%	
		<b>Achieved</b>	<b>52%</b>	<b>72%</b>	<b>46%</b>	In Year 1 this figure was based on a qualitative assessment of the outcomes of completed assignments, based on beneficiary feedback. From Year 2 onwards more specified feedback was sought and a specific question introduced from September 2013 (approximately halfway through the performance year). The score on 'additionality' is based on scores of 6 and/or 7 on a 7-point rating scale – this score is not reflective of the extremely positive accompanying comments from beneficiaries and is not consistent with the high score for Outcome Indicator 1.2 below.

	Outcome Indicator 2		Year 3	Year 2	Year 1	Comments/risks
	Proportion of IFUSE assignments selected for further evaluation within the reporting period by MA & DFID that have resulted in implementation of policy/legislation/procedural reform recommendations.	Planned	80%	60%	40%	
		<b>Achieved</b>	<b>n/a</b>	<b>n/a</b>	<b>40%</b>	In Year 1 this figure was based on a qualitative assessment of the outcomes of completed assignments, based on beneficiary feedback. For Years 2 and 3 the amount and quality of the data received from the selected partner country organisations is not sufficient to draw conclusions.
Output 1	Outcome Indicator 1.1		Year 3	Year 2	Year 1	Comments/risks
High quality advisory expertise in investment climate reform delivered by Whitehall network on agreed scale	Number of assignment delivered against agreed targets	Planned	60	50	30	
		<b>Achieved</b>	<b>47</b>	<b>36</b>	<b>21</b>	The final count of deployments for Year 3 demonstrates a consistent and significant year on year increase in demand for technical assistance through IFUSE.
	Outcome Indicator 1.2		Year 3	Year 2	Year 1	Comments/risks
	Percentage of assignments rated "very good" or "excellent" by end user ("6-7" in beneficiary feedback form)	Planned	95%	90%	80%	
		<b>Achieved</b>	<b>93%</b>	<b>85%</b>	<b>89%</b>	The score for Year 3 Q4 reflects a very positive assessment by beneficiaries of the quality of technical assistance they have received through IFUSE.

		Outcome Indicator 1.3	Year 3	Year 2	Year 1	Comments/risks	
		Percentage of assignments with clear ToRs that meet IFUSE criteria (i.e. clear IC improvement objectives, feasible scope of work and clear deliverables)	Planned	100%	100%	90%	
			Achieved	100%	100%	100%	
		Outcome Indicator 1.4	Year 3	Year 2	Year 1	Comments/risks	
		Percentage of applicable assignments where deliverables are assessed by beneficiaries as being in accordance with the terms of reference	Planned	95%	95%	75%	
			Achieved	85%	79%	100%	
Output 2	Output Indicator 2.1		Year 3	Year 2	Year 1	Comments/risks	
Processes and procedures set up and function	Percentage of completed assignments where MA deployment processes meet agreed schedules and policies	Planned	95%	95%	90%		
		Achieved	100%	100%	100%	Note that this is an assessment of the MA's compliance with schedules and IFUSE policies. Other factors, such as delays by beneficiaries or participating organisations, do not count towards this rating.	

Output Indicator 2.2			Year 3	Year 2	Year 1	Comments/risks
	Percentage of deployed experts who rate technical briefing provided by MA as “very good” or “excellent” (“6-7” according to feedback rating) (not including, for example, repeat assignments or knowledge sharing events).	<b>Planned</b>	90%	90%	90%	
		<b>Achieved</b>	85%	86%	75%	
Output Indicator 2.3			Year 3	Year 2	Year 1	Comments/risks
	Percentage of deployed experts who rate logistical support provided by MA as “very good” or “excellent” (“6-7” according to feedback rating)	Planned	95%	95%	90%	
		<b>Achieved</b>	88%	88%	94%	
Output 3	Output Indicator 3.1		Year 3	Year 2	Year 1	Comments/risks
High quality knowledge sharing among iFUSE participants, partner government professionals and UK government professionals	Percentage of completed deployments that create or strengthen effective institutional engagement relationships	Planned	70%	60%	50%	
		<b>Achieved</b>	49%	25%	43%	In Year 1 the score was based on a qualitative assessment of where new relationships had been formed, given that this indicator was not explicitly set out in feedback forms. In Year 2/Year 3 both the expert and the beneficiary feedback forms asked whether the deployment resulted in the formation of a new relationship between both organisations. In August 2014 the question was amended to cover strengthening of existing relationships as well as the creation of new ones to take into account the number of repeat deployments being carried out.

	Output Indicator 3.2		Year 3	Year 2	Year 1	Comments/risks
	Percentage of deployments that involve <u>either</u> (1) more than one beneficiary country or (2) institution within a beneficiary country	Planned	10%	10%	10%	
		<b>Achieved</b>	<b>45%</b>	<b>47%</b>	<b>10%</b>	The figure primarily relates to multi-country beneficiaries. Few deployments work with multiple institutions within a beneficiary country.
	Output Indicator 3.3		Year 3	Year 2	Year 1	Comments/risks
	Percentage of deployments that <u>either</u> lead to (1) a follow-up deployment covering the same country or (2) a deployment of the same type in another ODA-eligible country or region	Planned	40%	35%	15%	
		<b>Achieved</b>	<b>45%</b>	<b>42%</b>	<b>48%</b>	Almost half of the deployments in Year 3 involved beneficiaries from more than one priority country and /or resulted in follow-up deployments.

## 3. Financial reporting

### 3.1. Quarterly spending

#### Overview of programme financial data to date

	Planned	Actual	Variance
Inception	£75,000	£75,000	-
Year 1	£475,499	£354,273	£121,226
Year 2	£948,686	£554,947	£393,739
Year 3 to date	£548,906	£834,132	- £285,226

This data includes the total MA fee and the managed fund costs to date. The variance in Year 3 results from (1) the increased number of deployments delivered over the year; (2) the scale and scope of those deployments, particularly in Q3 and Q4; and (3) increased efforts to ensure submission of outstanding invoices from UK Partners for Year 2 and Year 3 deployments.

#### Breakdown of financial information for the year to date

Year 3 to date			
	Planned	Actual	Planned vs actual
MA total costs	£183,744	£262,317	-£78,573
Managed fund total costs	£343,197	£554,981	-£211,784
Implementation of Annual Review recommendations	£21,965	£16,825	£5,140
<b>Total</b>	<b>£548,906</b>	<b>£834,123</b>	<b>-£285,226</b>

## Forecast for Quarter 1

The table below provides an overview of forecasted expenditure for the IFUSE programme for Q1 of Year 4 (April to June 2015). The costs include the revised monthly management fee for the programme as a whole, the revised management fee per type of deployment, as well as associated expenses, which include salary, flights and accommodation for deployments as agreed in the contract extension (Phase 2) for IFUSE. Managed fund costs are incurred in the month following a deployment. No managed fund expenses are forecast for April as this is the first month of Year 4 (Phase 2) and costs relating to March 2015 have been accounted for in Year 3 reporting. The deployment fee forecasted for May and associated managed fund costs forecasted for June include the organisation of a large conference in Ethiopia as requested by the DFID Extractives team.

	<b>April-15</b>	<b>May-15</b>	<b>June-15</b>
<b>Deployments forecasted</b>	1	6	4
Monthly management fee (£)	£16,433	£16,433	£16,433
Deployment fee (£)	£4,440	£63,375	£17,435
<b>Managing agent monthly cost (£)</b>	<b>£20,873</b>	<b>£79,808</b>	<b>£33,868</b>
<b>Managed fund cost (£)</b>	<b>£0</b>	<b>£2,975</b>	<b>£130,000</b>
<b>Other expenses e.g. printing, communication and travel costs</b>	<b>£666</b>	<b>£666</b>	<b>£666</b>
<b>Monthly cost (£)</b>	<b>£21,539</b>	<b>£83,449</b>	<b>£164,534</b>



## 4. Summary of activities planned for next reporting period

### 4.1. Summary of activities planned for next reporting period

This table sets out the key activities for the next reporting period, which, alongside the core MA management tasks and deployment-specific activities, focus primarily on activities related to launching the IFUSE extension..

Key activities planned	Progress made in this period
<b>Operations</b>	
Process mapping	We will review and update current IFUSE process maps for outward deployments and create new process maps for other core types of deployment (inward and conference). This will in turn inform an update of the IFUSE Handbook.
<b>Communications &amp; Engagement</b>	
Review IFUSE handbook, programme brochure, FAQs, flyers, etc.	We will review and update IFUSE materials in line with revisions to IFUSE process maps and IFUSE handbook.
Memorandum of Understanding (MoU)	We will undertake a review of the current MoUs and supporting documentation and update in agreement with DFID and we will issue updated MoUs to current IFUSE UK Partner organisations.
<b>Monitoring &amp; Evaluation</b>	
Impact Summary	We will engage a Monitoring and Evaluation specialist to undertake primary research to provide a summary of the impact that IFUSE has had in its first three years. .
Revision of the evaluation strategy and revision of the IFUSE logframe	We will use the outputs of the impact summary to review the IFUSE evaluation strategy, highlight key findings for discussion with DFID and agree and updated version of the IFUSE logframe.
Review of VfM metrics	In line with the above updates, we will incorporate a review of the current VfM metrics against our VfM assessment framework.
<b>Governance</b>	
Revision of the management information	We will update our mechanisms for capturing and reporting IFUSE management information to DFID.

# Annexes

## Annex 1: Pending requests

This table sets out, in chronological order by target deployment date, the 15 (a total of 24, when counting follow-up deployments) formal requests that were pending at the end of the reporting period (31 March 2014).

These formal requests are included amongst the 43 requests and enquiries that make up the IFUSE pipeline at the time of writing. Terms of reference are pending for the remaining 19 enquiries in the pipeline.

Country or region	Requestor	Target UK Partner	IC issue	Type of support	Status of deployment	Target deployment date
Africa - regional	ARC	GAD	Financial sector regulation / supervision	ARC: Critically review and assess the financing proposal developed by the ARC Secretariat and its accompanying Dynamic Financial Analysis, and provide advice to DFID in relation to its proposed contribution to ARC -4th	Phase 1 - Finalise ToRs	Apr-15
South Africa	Geological Mapping Trust	BGS	Natural resources	Training of South African geologists in field data collection using rugged computer tablets and BGS SIGMA© software	Phase 1 - Finalise ToRs	May-15
Rwanda	RNRA	LR; OS; RICS	Land legislation, registration, title transfers	UK Study visit to HM Land Registry, Ordnance Survey and Royal Institute of Chartered Surveyors.	Phase 1 - Finalise ToRs	May-15
Various	Various	ACCA	Financial sector regulation / supervision	International conference on accountancy reform and governance	Phase 1 - Finalise ToRs	Jun-15
Tanzania	National Board of Accountants and Auditors (NBAA)	ICAEW	Financial sector regulation / supervision	To Strengthen Audit Quality Review and enforcement mechanisms at National Board of Accountants and Auditors (NBAA), Tanzania to improve compliance.	Phase 1 – Finalise ToRs	Jun-15
Nepal	ICAN	ICAEW	Accountancy Standards	Strengthening ICAN's professional qualification	Phase 1 - Finalise ToRs	Jun-15

Country or region	Requestor	Target UK Partner	IC issue	Type of support	Status of deployment	Target deployment date
Rwanda	Rwanda Natural Resources Agency (RNRA)	Land Registry	Land legislation, registration, title transfers	Technical assistance for an ICT Expert to advise RNRA on how to maintain a secure land administration system that is widely accessible.	Phase 2 – Confirm resource and workplan	Jun-15
Vietnam	National Centre for Hydrometeorological Forecasting (NCHMF)	Met Office	Natural resources	2nd deployment - demonstration and delivery of a regional forecasting Guidance Product suitable for Severe Weather Forecasting in the region	Phase 3 – Pre-deployment	Jun -15
Zambia	Zambian Institute of Chartered Accountants (ZICA)	ICAEW	Accountancy Standards	To strengthen the professional ZICA qualification	Phase 1 - Finalise ToRs	Jul-15
Tanzania	Tanzania Meteorological Agency(TMA)	Met Office	Natural resources	Needs appraisal and modernisation plan	Phase 1 - Finalise ToRs	Jul-15
Kenya	Central Bank of Kenya; Domestic financial institutions in Kenya	Bank of England	Financial sector regulation / supervision	Study tour to the Bank of England to learn about the structure and operations of the interbank market in the country.	Phase 2 – Confirm resources and workplan	Sep-15
St. Helena (Caribbean region)	Enterprise St. Helena	BIS	General interface with business	Investment Climate review	Phase 1 - Finalise ToRs	TBC
Kenya	KEPSA	CBI*	General interface with business	The CBI visit is organised as a 'peer' learning and benchmarking exercise for KEPSA to learn from CBI's best practices in ensuring its growth and sustainability in private sector advocacy	Phase 1 - Finalise ToRs	TBC

## Annex 2: Sources of requests

Country or region	Requestor	Target UK Partner	IC issue	Type of support	Status of deployment	Target deployment date
Zambia	Government of Zambia	BRDO	Regulatory reform	4th deployment - regulatory impact analysis	Phase 1 - Finalise ToRs	TBC
Pakistan	Security and Exchange Commission of Pakistan (SECP)	Accountancy Institutes	Financial sector regulation / supervision	Training in financial investigations/inspections	Phase 1 - Finalise ToRs	TBC

The table below details the source of 125 formal requests received by the MA since the start of IFUSE implementation, broken down by implementation year:

Source of TA requests	Year 1	Year 2	Year 3
DFID	19	18	14
IFUSE partner organisation	18	9	23
Beneficiary	6	5	4
Foreign & Commonwealth Office (FCO)	2	1	4
Third party <sup>4</sup>	1	0	1
<b>Total</b>	<b>46</b>	<b>33</b>	<b>46</b>

Strictly speaking, given the multi-stage nature of some of these requests (i.e. single requests made up of two or more deployments) the overall total should be 158. A total of 33 follow up requests have been made to date. It is interesting to note that in Year 3 to date an increasing proportion of IFUSE requests have been sourced from UK partner organisations; a decreasing proportion from DFID; and an even further reduction in requests coming from beneficiaries.

**TA requests by country:** The table below breaks down, in alphabetical order, the countries for which TA requests have been received during Year 1, Year 2 and Year 3:

<sup>4</sup> 'Third party' here indicates organisations outside of the beneficiaries and UK government such as the United Nations Conference on Trade and Development, or the International Finance Corporation.

Country / region	Total no. of TA requests Year 1	Total no. of TA requests Year 2	Total no. of TA requests Year 3	Total deployments completed
Afghanistan	0	1	0	0
Africa and MENA (regional)	0	3	6	9
Bangladesh	2	3 <sup>5</sup>	0	3 <sup>5</sup>
Botswana	1	0	0	0
Burma	3	0	3	3
Burundi	1	0	0	0
Caribbean (region)			1	
Cambodia	0	1	0	0
DR Congo	0	1	0	0
Ethiopia	3	0	3 <sup>5</sup>	3
Ghana	2	2 <sup>5</sup>	0	4 <sup>5</sup>
India	0	0	1	0
Jordan	0	1	1	0
Kenya	5 <sup>5</sup>	2	6	9 <sup>5</sup>
Kyrgyzstan	3 <sup>5</sup>	2 <sup>5</sup>	0	4 <sup>5</sup>
Liberia	1	3	0	3
Malawi	1	5	0	2
Montserrat	1	0	0	0
Mozambique	3 <sup>5</sup>	0	0	2 <sup>5</sup>
Nepal	0	3 <sup>5</sup>	2	3
Nigeria	4 <sup>5</sup>	1	1	1 <sup>5</sup>
Pakistan	5	2	1	4
Palestinian Territories	0	2	0	2
Rwanda	4	4	6	9
Somalia	0	1	1	0
South Africa	1 <sup>6</sup>	1 <sup>6</sup>	2 <sup>5</sup>	2
Tajikistan	3 <sup>5</sup>	3 <sup>5</sup>	3	7 <sup>5</sup>
Tanzania	8 <sup>5</sup>	7 <sup>5</sup>	2	15 <sup>5</sup>
Tunisia	0	0	1	1

<sup>5</sup> This number includes requests/deployments for support which cover multiple countries simultaneously (e.g. in the context of knowledge sharing events or international conferences).

<sup>6</sup> Whilst originating from DFID South Africa, both these requests cover the Southern Africa region.

Turks & Caicos Islands	1	0	0	0
Uganda	3 <sup>5</sup>	1	0	3 <sup>5</sup>
Ukraine	0	1	3	3
Vietnam	1	0	1	2
Zambia	1	3	1	4
Zimbabwe			1	1

## Annex 3: IFUSE deployments in Q4 of Year 3

IFUSE deployments delivered in Q4 Year 3 (16)								
Dates of deployment	Country / region	Requestor	Target UK Partner	Beneficiary	Type of deployment	IC issue	Type of support	Follow up? (Y/N)
12 -14 January 2015	Kenya	DFID	BGS	Ministry of Mines	In-country deployment	Natural resources	Scoping mission - data capacity improvements	N
12 – 16 January 2015	Tanzania	DFID	Land Registry, Ordnance Survey and RICS	Department of Survey and Mapping and Land Registry	Inward deployment	Land legislation and mapping	UK study visit.	N
13 – 22 January 2015	Zambia	UK Partner	ICAEW	Zambia Institute of Chartered Accountants (ZICA)	In-country deployment	Accountancy standards	Strengthening the ZICA professional qualification	Y
26 January – 02 February 2015	Egypt (MENA)	FCO	FCO*	FCO*	In-country deployment	General interface with business	To provide technical expertise to the Egypt investment and Development conference	N
28 January – 04 February	Burma	UK Partner	ACCA	The Office of the Auditor General (OAG Myanmar Institute of Certified Public Accountants (MICPA)	In-country deployment	Financial sector regulation	Financial Reporting Frameworks: supporting the adoption of international standards	N



Dates of deployment	Country / region	Requestor	Target UK Partner	Beneficiary	Type of deployment	IC issue	Type of support	Follow up (Y/N)
31 January – 31 March 2015	Africa region	UK Partner	GAD	ARC	Desk-based review	Financial regulation	ARC - ARV Review: Critically review and assess the financing proposal developed by the ARC Secretariat and its accompanying Dynamic Financial Analysis, and provide advice to DFID in relation to its proposed contribution to ARC	Y
02 – 06 February 2015	Tajikistan	UK Partner	BRDO	State Committee on Investments and State Property Management of Tajikistan	In-country deployment	Regulatory reform	Build capacity for performance reporting of inspectorates to government and provide an expert analysis of current gaps in capacity of government to implement a risk based approach as envisaged by the new inspection law	Y
09 – 20 February 2015	Kenya	DFID	BGS	Ministry of Mines	In-country deployment	Natural Resources	Data capacity improvements	Y
09 – 13 February 2015	Zimbabwe	UK Partner	CMA	of Competition and Tariff Commission of Zimbabwe	In-country deployment	Competition policy	Training Workshop on Competition Law Enforcement for Staff and Commissioners of Competition and Tariff Commission of Zimbabwe	N
09 – 12 February 2015	Egypt (MENA)	FCO	BRDO	Egyptian Regulatory Reform and Development Activity (ERRDA)	In country deployment	Regulatory reform	Assistance in building a regulatory management system to increase efficiency, competitiveness and create more job opportunities	Y
09 February – 31 March 2015	Burma	DFID	CIPFA	Ministry of National Planning and Economic Development	Desk based review	Financial regulation	Support Myanmar's efforts to strengthen procedures for the appraisal of public investments	N

Dates of deployment	Country / region	Requestor	Target UK Partner	Beneficiary	Type of deployment	IC issue	Type of support	Follow up (Y/N)
16 – 27 February	Kenya	UK Partner	Met Office	Kenya Meteorological Services (KMS)	In-country deployment	Natural resources	To support Kenya Meteorological Service (KMS) to deliver better services at the county level through development of a Strategic Plan for Decentralisation and an Operations Manual	Y
02 – 18 March 2015	Kenya	UK Partner	Met Office	Kenya Meteorological Services (KMS)	In-country deployment	Natural resources	To develop training capacity and expertise to support the development of meteorological literacy among Kenyan decision makers and for the potential benefit of the East Africa region	Y
17 – 25 March 2015	Ukraine	DFID	NAO	Accounting Chamber of Ukraine	In-country deployment	Financial regulation	Round table discussions to help implement international standards	Y
23 March – 02 April	Rwanda	DFID	Land Registry	Rwanda Natural Resource Agency (RNRA)	In-country deployment	Land legislation	Technical assistance to advise Rwanda Natural Resources Authority (RNRA) on Legal issues in land ownership, land leasing and land expropriation.	N
23 March – 02 April	Rwanda	DFID	Land Registry	Rwanda Natural Resource Agency (RNRA)	In-country deployment	Land legislation	Technical assistance to support RNRA to deliver its services efficiently and effectively and also to be able to know and meet demand and the requirements of its customers	Y

We certify that any expenditure shown above in this report and detailed in the accompanying Statement of Expenditure has been actually and necessarily undertaken on behalf of the project as specified in the Project Document and as agreed by the Department for International Development. Any forecast of expenditure shown above and detailed in the accompanying Forecast of Expenditure represents a realistic forecast of payments to be made by the end of the forecast period.