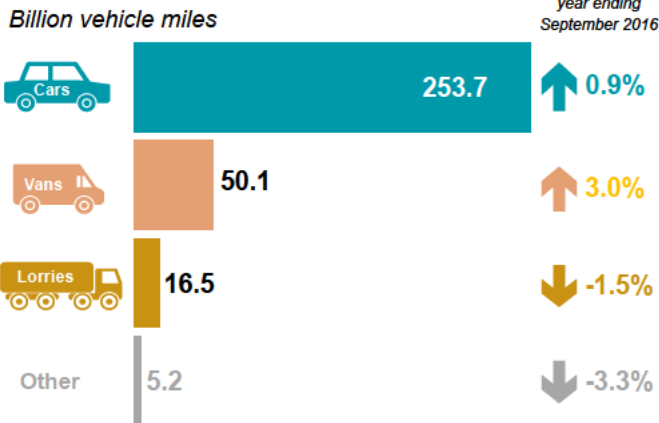


In the year ending September 2017 Motor Vehicle Traffic in Great Britain was

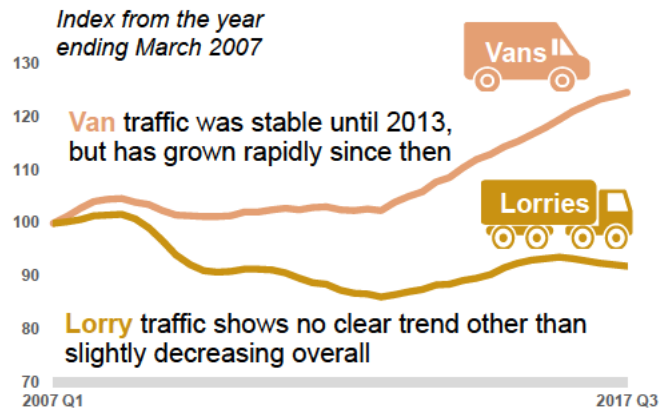
# 325.5 billion vehicle miles

1.0% above the previous year

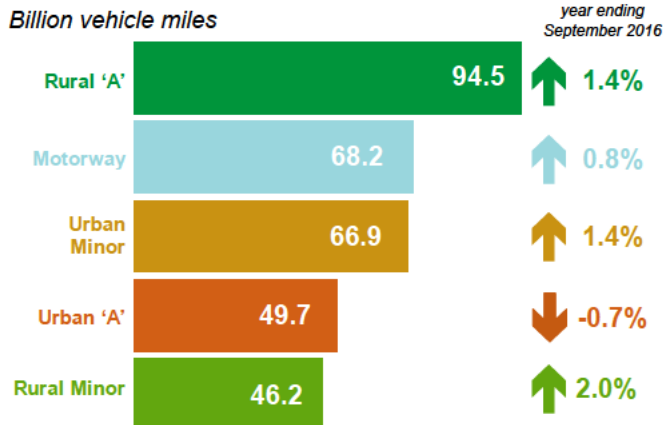
## Vehicles In the year ending September 2017:



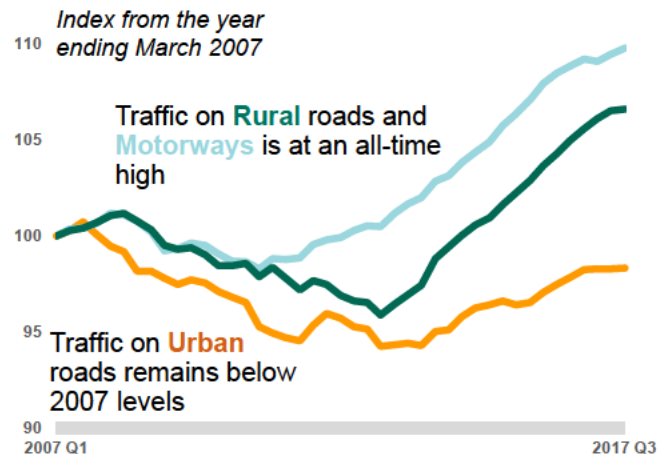
## Longer term trends



## Roads In the year ending September 2017:



## Longer term trends



## In context

In the year ending September 2017, compared to the previous year:

# GDP

+1.6%



Premium unleaded



+9.0p /litre

## Licensed vehicles

In July 2017 there were 37.8 million vehicles licensed for use

+1.9%

from the year ending June 2016

33.3 million

37.8 million

2007 Q1

2017 Q2

## Congestion

Average speed on local 'A' roads in England for the year ending September 2017 was:

# 25.3 mph

0.0%

from the year ending September 2016