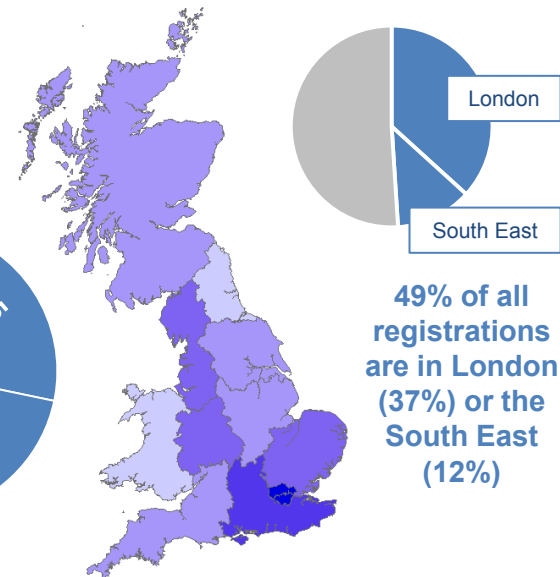
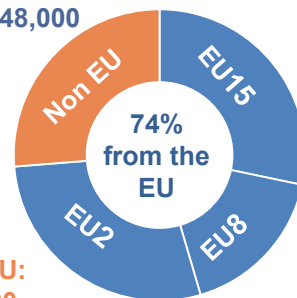
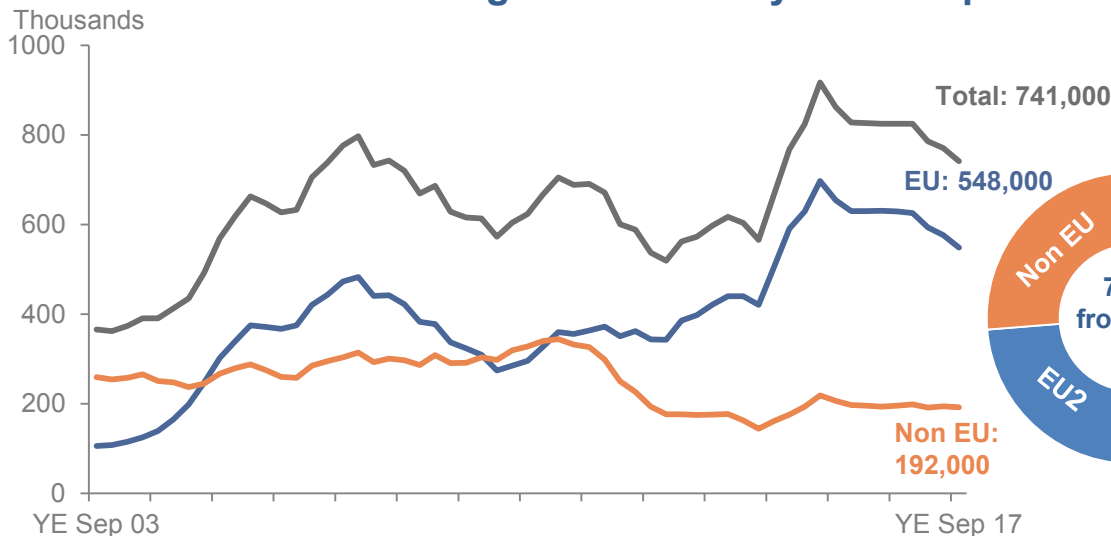




Department
for Work &
Pensions

National Insurance Numbers Allocated to Adult Overseas Nationals Registrations to September 2017

741 thousand NINo's registered in the year to September 2017



Changes from the previous year: By world area (in thousands)

| World areas | YE Sep 2017 total | Diff to YE Sep16 | % change to previous year |
|---------------------------|-------------------|------------------|---------------------------|
| Total | 741 | -84 | -10% |
| European Union | 548 | -81 | -13% |
| (of which) EU15 | 208 | -23 | -10% |
| (of which) EU8 | 126 | -41 | -24% |
| (of which) EU2 | 211 | -17 | -7% |
| Non-European Union | 192 | -3 | -2% |

Top 5 Nationalities. Registrations to Sept 2017 (thousands) and % change from the previous year.

| EU | | Non EU | |
|-----------------|------------|----------------------|----------|
| Romania | 169 (-10%) | India | 33 (-4%) |
| Poland | 70 (-31%) | Pakistan | 13 (+4%) |
| Italy | 57 (-8%) | Australia | 12 (-9%) |
| Bulgaria | 42 (+4%) | China | 12 (-8%) |
| Spain | 40 (-16%) | United States | 10 (+2%) |

Nationalities with the largest increases in registrations in the year to September 2017 are: Bulgaria (see above). Eritrea up 56% to 3,000, Greece up 8% to 15,000 and Iran up 33% to 4,000.