



Tier 1 (Exceptional Talent)

version 11/2016

Application for an Initial Grant of Leave (Switching) or an Extension of Leave and Biometric Residence Permit Under Tier 1 (Exceptional Talent) Main Applicant

In accordance with paragraph 34 of the Immigration Rules, this form is specified for applications made on or after the 24 November 2016.

You also need the separate guidance notes for this form. Please read them before making your application. If you do not already have this item, you can download it from our website at www.gov.uk/tier-1-exceptional-talent

Please note that changes to the Immigration Rules mean that successful applicants in this category may not be permitted to work in the United Kingdom as a doctor in training. Please refer to our website at

www.gov.uk/tier-1-exceptional-talent for further information.

You will only be considered for Tier 1 (Exceptional Talent). You will not be considered for any other type of leave to remain. You must use a different form if you want to stay for another reason.

As part of your application you may be required to pay the Immigration Health Surcharge. Before going any further, you should check www.gov.uk/healthcare-immigration-application to confirm if an Immigration Health Surcharge assessment is required as part of your application. You must complete this before submitting your application and enter the reference number in this application.

Applications made on this form may be made by post, courier or in person. To apply in person you must make an appointment.

Details of where you can make an application in person can be found on the GOV. UK website at: www.gov.uk/ukvi-premium-service-centres

Please post or courier your application to:

Postal address:

UK Visas & Immigration
Home Office
Tier 1
PO Box 496
Durham
DH99 1WQ

Courier address:

UK Visas & Immigration
Home Office
Tier 1
Wearside House
Riverside Place
Freemans Reach
Durham
DH1 1SL

This form is
to be used for
applications
made on or after
24 November
2016

TIER 1 (Exceptional Talent) Application - Payment Guidance Notes

The applicable fee

For an initial application made on this form as a Tier 1 (Exceptional Talent) migrant there is a fee of £287 for standard postal applications, unless you meet the criteria given below to be considered at a reduced rate or free of charge.

For an extension application for migrants already in the Tier 1 (Exceptional Talent) route, there is a fee of £574 for standard postal applications, unless you meet the criteria given below to be considered at a reduced rate or free of charge.

Applications can be made in person at a Premium Service Centre for a same day consideration of your application. There is an additional fee for this service and all fees will be taken when you book an appointment. You can only make on-line or in person payments by using one of our accepted credit or debit cards (see below). For more details and to book an appointment please visit www.gov.uk/ukvi-premium-service-centres

By completing this form you are also applying for a Biometric Immigration Document.

Biometric enrolment fee

As part of your application, you are required to enrol your biometric information. You will be charged an additional handling fee for this service payable to the Post Office Ltd. You must pay the fee by cash or debit card when you attend Post Office Ltd. to enrol your biometrics. Each dependant included on your application must also pay this additional fee when they enrol their biometric information. Do not send the biometric enrolment fee with your application fee.

If you were exempt from paying an application fee, you are also eligible to claim a refund of your biometric enrolment fee after you have registered your biometrics.

Your application may be rejected as invalid if you do not enrol your biometrics when requested. For more information about enrolling biometrics and the current fee, please visit the following section of our website: www.gov.uk/biometric-residence-permits

Reduced fee for main applicants of certain nationalities

Nationals of countries that have ratified the 1961 Council of Europe Social Charter (CESC) pay a reduced fee of £232 for standard postal applications for initial applications or £519 for extension applications. This reduction is currently applicable to main applicant nationals of the Former Yugoslav Republic of Macedonia and Turkey only

Dependants

Each Dependant must complete a separate Tier 1, 2 or 5 PBS (Dependant) form. The relevant fee for a Tier 1 (Exceptional Talent) dependant is £574 (standard postal).

How you can pay

You can pay by any of the following methods:

- Cheque/Bankers Draft
- Postal Order
- Credit card¹ - Mastercard, Visa (including Electron) or American Express (Amex)
- Debit card - Delta, Maestro* (including Solo)

* Maestro - we will only accept Maestro cards issued in the UK.

¹ Please note that when making large or multiple payments using your credit card, the anti-fraud measures that banks operate sometimes stop the full payment being taken. This can happen for a number of reasons. To prevent this you may inform your bank of your intention to make large or multiple payments in advance so that your bank allows the full payment to be taken when you submit your application. Please be aware that not all banks offer this service.

Please note that your application is invalid if you do not pay the specified fee in full or if you pay by any method other than those specified above. You will be required to make a fresh application, and any delay in doing so may affect your appeal rights if your application is subsequently refused.

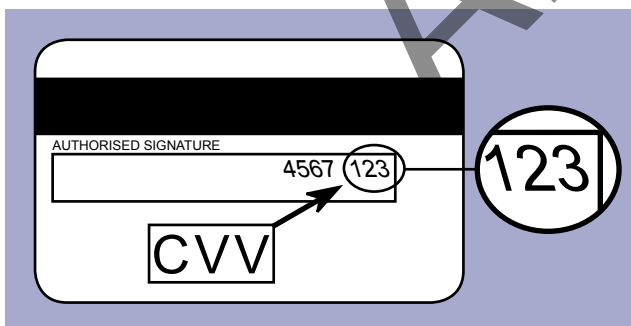
Cheques and postal orders

You must make the cheque or postal order payable to 'Home Office' and cross the cheque or postal order A/C Payee only. Please write the full name and date of birth of the applicant on the back of the cheque and/or each postal order and keep the postal order receipt(s). Please make sure that the date and the amount (words and figures) are correct and that the cheque is signed properly. Attach your cheque or postal order(s) to the front of the application form.

Completing the payment details page

To ensure that your payment is processed without any delay, please follow this guidance when completing Section 1 of this form (Payment Details).

A1 Tick the fee appropriate to your application. If you do not select a fee then we cannot take a payment and your application will be rejected as invalid - see above guidance.



A2-A3 If the address for correspondence is different from your home address in the UK, please give that address at **A2**. If a solicitor or other authorised immigration adviser is submitting the application, it should be their address at **A2** and their name at **A3**. These details will also be used to acknowledge receipt of the application.

A4 Applicant's full name, as given in his or her passport or travel document.

A5 Applicant's date of birth

Method of payment

A6 Tick one of the boxes to show which method of payment you are using

A7 - A9 If paying by cheque or bankers draft enter the bank account number, sort code and cheque number

Paying by credit / debit card

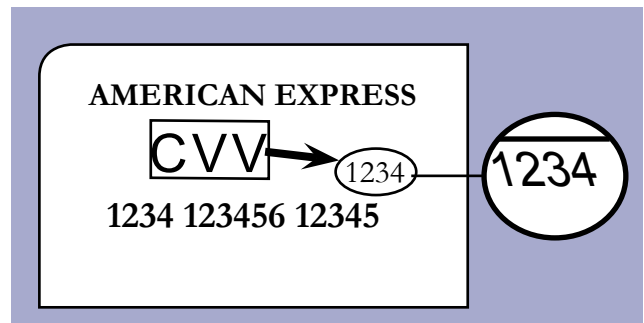
A10 The name as displayed on the credit/debit card

A11 Card number - this is the long number across the centre of the card

A12-A14 Enter the details where available on the card

A15 The Card Verification Value (CVV) is a 3-digit security code found on the back of the card on the signature strip - it consists of the last 3 digits. For Amex the security code consists of 4-digits and is found on the front of the card.

If you do not provide the CVV number, we cannot take your payment and your application will be rejected as invalid.



A16 For card payments circle the amount you are required to pay

A17-A18 Cardholder's signature - the person named on the credit/debit card must sign and date these sections.

A19 List all the dependants' applications you are enclosing with your application.

Consideration process

- If the payment submitted does not cover the full cost of your application, it will be an invalid application and the form, together with any documentation submitted, will be returned to you.
- The fee charged is for the processing and consideration of the application. This fee will be payable once the application form is received by the Home Office or its payment processing agent, regardless of the outcome of the application. If your application contains errors or is missing information it may be rejected as invalid. Your application will not be considered and your fee will be refunded less an administration fee of £25 for each person included in the application.
- We cannot begin the consideration process until the payment has cleared. We allow 5 working days for payments made by cheque to clear, credit/debit cards and postal orders will clear immediately.

Archived

A19. Please give full details of any dependants' applications submitted with this form

Dependant 1 - First name

[illegible]

Last name

[illegible]

Date of birth:

D	D	M	M	Y	Y	Y	Y
---	---	---	---	---	---	---	---

Dependant 2 - First name

[illegible]

Last name

[illegible]

Date of birth

D	D	M	M	Y	Y	Y	Y
---	---	---	---	---	---	---	---

Dependant 3 - First name

[illegible]

Last name

[illegible]

Date of birth

D	D	M	M	Y	Y	Y	Y
---	---	---	---	---	---	---	---

Dependant 4 - First name

[illegible]

Last name

[illegible]

Date of birth

D	D	M	M	Y	Y	Y	Y
---	---	---	---	---	---	---	---

Dependant 5 - First name

[illegible]

Last name

[illegible]

Date of birth

D	D	M	M	Y	Y	Y	Y
---	---	---	---	---	---	---	---

Dependant 6 - First name

[illegible]

Last name

[illegible]

Date of birth

D	D	M	M	Y	Y	Y	Y
---	---	---	---	---	---	---	---

Please photocopy this page if space for additional dependants is required.

This document was archived on 6 April 2017

Help on the questions is given at the end of this application form. Failure to complete this section may lead to a delay in the consideration of your application.

B. Personal Details

Photographs

You must provide two recent identical photographs of yourself with your full name on the back of each one. Please place the photographs in a small sealed envelope, together with those of any dependants included in section F, and attach it across this space with a staple or paper clip at the right-hand side of the page/envelope.

Please make sure that the staple or paper clip does not damage or mark the photographs. All photographs must be as specified in the photo guidance. A copy of the photograph guidance can be found at:

www.gov.uk/photos-for-passports

B1. Title - please select from the following list:

Mr Mrs Miss Ms Other (please state)

B2. First name(s) as stated in your passport or travel document:

[illegible]

B3. Last name(s) or family name(s) as stated in your passport or travel document:

[illegible]

B4. If you are known, or have ever been known, by any other name(s) than those given above, please give details below and send the evidence showing the name change:

Name known by	Nationality at the time of using this name	Dates from and to	Evidence sent

Please photocopy this page if more space is needed.

B5. Date of birth:	D	D		M	M		Y	Y	Y	Y
--------------------	---	---	--	---	---	--	---	---	---	---

B6. Gender:	Male	Female
-------------	------	--------

B7. Village, town or city of birth:

[illegible]

B8. Country of birth:

[illegible]

B9. Relationship status - please select from the following list:

Married or civil partner ☐

Unmarried partner

Widowed or surviving civil partner

Single

Divorced or dissolved civil partnership

Separated or separation order

B10. Please provide your Immigration Health Surcharge reference number (IHS):

I	H	S									
---	---	---	--	--	--	--	--	--	--	--	--

B11. Your Home Office reference number(s) (if known):

Reference number 1:

A 3x10 grid with a right angle symbol in the bottom row, 7th column.

Reference number 2:

Reference number 3:

B12. Your UK National Insurance number (if known):

[illegible]

B13. If you have had a previous UK National Insurance number (please state):

[illegible]

B14. Home address in the UK:

[illegible]

Postcode:

B15. Date you started living at this address:

D	D	M	M	Y	Y	Y	Y
---	---	---	---	---	---	---	---

If you have lived at the address above for less than five years please provide your previous address details and the dates you lived there.

Previous address 1:

[illegible]

Postcode:

From

D	D
---	---

M	M
---	---

Y	Y	Y	Y
---	---	---	---

To

D	D
---	---

M	M
---	---

Y	Y	Y	Y
---	---	---	---

B16. Telephone numbers:

Preferred contact (tick)

Home:

[illegible]

Work:

[illegible]

Mobile:

[illegible]

B17. Email address:

[illegible]

B18. Correspondence address (if different from above):

[illegible]

Postcode:

Archived

Help on the questions is given at the end of this application form.

For the application to be valid and complete, you must provide your valid passport or travel document unless it is not available for one of the reasons specified on the application form. If you have a current grant of leave on a BRP you must also provide your BRP for the application to be valid and complete. You should also provide all previous passports and/or travel documents that you have used to travel to and remain in the United Kingdom.

[illegible][illegible][illegible]

C4. Is your valid Passport/Travel document enclosed?	Yes	No	go to C5
------------------------------------------------------	-----	----	----------

go to C6

Lost ☐ Stolen ☐ Expired-returned to national authorities ☐ Elsewhere in the Home Office ☐

Yes ☐ document enclosed, passport/travel document number is

Yes ☐ document not enclosed, it is: Lost ☐ Stolen ☐ Expired ☐

No ☐

Tier 1 (Exceptional Talent) Application Form
This document was archived on 6 April 2017

These questions will ask you for information about the Biometric Residence Permit (BRP) that have previously been issued to you. If you have lost or had a BRP stolen then you should have reported this to the police.

C7. Have you been issued with a BRP? Yes ☐ go to C8 No ☐ go to Part D

C8. BRP number

--	--	--	--	--	--	--	--	--	--	--	--	--	--	--	--	--	--	--

C9. Where is your BRP now? (please tick)

I am submitting it with this application ☐ Expired and returned to the Home Office ☐ Elsewhere in the Home Office ☐ go to C11

Stolen ☐ Lost ☐ go to C10

C10. Have you reported this to the Home Office card management services?

Yes ☐ No ☐

C11. Which age group do you belong to (at the date of submitting your application)?

15 years & under ☐ go to C12 16 years & over ☐ go to part D

C12. What is the title of the person accompanying you to have your biometric details taken?

Mr ☐ Mrs ☐ Miss ☐ Ms ☐ Other (please state)

C13. First name(s) or given name(s)

C14. Last name(s) or family name(s)

C15. Their date of birth

D	D	M	M	Y	Y	Y	Y
---	---	---	---	---	---	---	---

C16. Their place of birth

--	--	--	--	--	--	--	--	--	--	--	--	--	--	--	--	--	--	--	--

C17. Relationship to you

--	--	--	--	--	--	--	--	--	--	--	--	--	--	--	--	--	--	--	--

C18. Is this person your parent or legal guardian

Yes ☐ go to Part D No ☐ go to C19

C19. Explain why your parent or legal guardian will not be accompanying you

--

D. Immigration History

It is mandatory to complete Section D. If it is not complete the application will be invalid and will be returned to you. Help on the questions is given at the end of this application form.

D1. What is your current immigration status in the United Kingdom?

D2. Is your current immigration status any of the following categories: student, student nurse, student re-sitting an examination, student writing up a thesis, post-graduate doctor, post-graduate dentist?

Yes ☐ go to D3

No ☐ go to D4

D3. Are you getting sponsorship, or have you got sponsorship, that has ended within the last 12 months for your studies in the United Kingdom, from the British Government, any other government, or an international scholarship agency?

Yes ☐ Original written confirmation from your sponsor giving consent to this application has been supplied

No ☐

D4. When does your current leave expire?

D5. If your leave to enter/remain has expired, did this leave expire more than 28 days before this application was made?

Yes ☐ go to D6

No or not expired ☐ go to D7

D6. Tick to confirm you are submitting evidence of exceptional circumstances which prevented you from submitting your application within 28 days of overstaying.

☐

D7. Were you required to register with the police as a condition of your current or last grant of leave in the UK?

Yes ☐

No ☐

D8. Have you ever stayed in the United Kingdom beyond the end of your period of leave?

Yes ☐ provide details below:

No ☐

reason(s) why and the dates of the overstay

D9. Have you ever worked in the United Kingdom without immigration permission to do so (that is, contrary to your conditions of stay)?

Yes ☐ provide details below:

No ☐

reason(s) why and the dates this work was undertaken

D10. Have you ever illegally entered the United Kingdom?

Yes

☐

provide details below:

No

☐

details and dates when this happened

D11. Have you ever used deception when seeking leave to enter or leave to remain?

Yes

☐

provide details below:

No

☐

details and dates when this happened

D12. Do you currently have any other applications with us on which you are awaiting a decision?

Yes

☐

provide details below:

No

☐

details, including the date the application was submitted, the category and the payment reference number

D13. Do you currently have an appeal with the Asylum and Immigration Chamber which is yet to be heard?

Yes

☐

provide details below:

No

☐

details, including the date the appeal, the category and the payment reference number of the original application (where applicable)

It is mandatory to complete section E. If it is not complete the application will be invalid and will be returned to you. This section asks you about any criminal convictions you have, any civil judgements or civil penalties made against you and details of any involvement you may have had in war crimes, genocide, crimes against humanity or terrorism. If you fail to answer all of these questions as fully and accurately as possible, your application may be refused. It is an offence under Section 26(1)(c) of the Immigration Act 1971 to make a statement or representation which is known to be false or is not believed to be true. Information given will be checked with other agencies.

E1. Have you been convicted of any criminal offence in the UK or any other country?

Yes	- go to question E2
-----	---------------------

No	- go to question E3
----	---------------------

E2. Please give details below for each criminal conviction, starting with the most recent one. If you have received more than two convictions, please photocopy this page and enclose it with this form.

Criminal conviction 1

Country where convicted:

[illegible]

Nature of the offence:

h

Sentence given:

10

Date sentenced:

D	D	M	M	Y	Y	Y	Y
---	---	---	---	---	---	---	---

If you were sentenced to a period of imprisonment, what was the length of the prison sentence imposed (in months)?

--	--	--

months

Criminal conviction 2

Country where convicted:

[illegible]

Nature of the offence:

Sentence given:

Date sentenced

D	D	M	M	Y	Y	Y	Y
---	---	---	---	---	---	---	---

If you were sentenced to a period of imprisonment, what was the length of the prison sentence imposed (in months)?

--	--	--

months

E3. Do you have any civil judgments against you or any civil penalty under the UK Immigration Acts?

Yes ☐ go to E4

No ☐ go to E5

E4. Give details for each civil judgment or any civil penalty under the UK Immigration Acts, starting with the most recent one. If you have received more than two civil judgments and/or civil penalties under the UK Immigration Acts, please photocopy this page and enclose it with this form.

Details of judgment or civil penalty 1:

--

Date of judgment or civil penalty:

D	D	M	M	Y	Y	Y	Y
---	---	---	---	---	---	---	---

Country where judgment made:

--

Details of judgment or civil penalty 2:

--

Date of judgment or civil penalty:

D	D	M	M	Y	Y	Y	Y
---	---	---	---	---	---	---	---

Country where judgment made:

--

Questions E5 to E9 below must be answered, even if question E1 has been answered "No".

For help in answering these questions, please see the definitions at the end of this section.

E5. Have you ever been charged or indicted in any country with a criminal offence for which you have not yet been tried in court?

Yes ☐ No ☐

E6. In times of either peace or war have you ever been involved, or suspected of involvement, in war crimes, crimes against humanity or genocide?

Yes ☐ No ☐

E7. Have you ever been involved in, supported or encouraged terrorist activities in any country?

Yes ☐ No ☐

E8. Have you ever been a member of, or given support to, an organisation which has been concerned in terrorism?

Yes ☐ No ☐

E9. Have you ever, by any means or medium, expressed views that justify or glorify terrorist violence or that may encourage others to terrorist acts or other serious criminal acts?

Yes

☐

No

☐

E10. If question E5, E6, E7, E8, E9 above has been answered "yes" please give further details in the space provided below. If more space is needed continue on a separate sheet and enclose it with this form.

Archived

Definitions

For the purpose of answering questions **E5** to **E9**, the following information provides guidance on actions which may constitute war crimes, crimes against humanity, genocide, or terrorist activities.

This guidance is not exhaustive. The full definitions of war crimes, crimes against humanity and genocide can be found in Schedule 8 of the International Criminal Court Act 2001 at <http://www.legislation.gov.uk/ukpga/2001/17/contents> or purchased from The Stationery Office (telephone 0870 600 5522). It is the applicant's responsibility to satisfy him/herself that he/she is familiar with the definitions and can answer the questions accurately.

War crimes

Grave breaches of the Geneva Conventions committed during an armed conflict. This includes an internal armed conflict and an international armed conflict. The types of acts that may constitute a war crime include wilful killing, torture, extensive destruction of property not justified by military necessity, unlawful deportation, the intentional targeting of civilians and the taking of hostages.

Crimes against humanity

Acts committed at any time (not just during armed conflict) as part of a widespread or systematic attack, directed against any civilian population with knowledge of the attack. This would include offences such as murder, torture, rape, severe deprivation of liberty in violation of fundamental rules of international law and enforced disappearance of persons.

Genocide

Acts committed with intent to destroy, in whole or in part, a national, ethnical, racial or religious group.

Terrorist activities

Any act committed, or the threat of action, designed to influence a government or intimidate the public and made for the purposes of advancing a political, religious or ideological cause and that involves serious violence against a person; that may endanger another person's life; creates a serious risk to the health or safety of the public; involves serious damage to property; is designed to seriously disrupt or interfere with an electronic system.

Organisations concerned with terrorism

An organisation is concerned with terrorism if it commits or participates in acts of terrorism; prepares for terrorism; promotes or encourages terrorism (including the unlawful glorification of terrorism); or is otherwise concerned in terrorism.

F. Dependant Details

Fill in the following details for any dependant(s) who are applying at the same time as you.

First name(s)	Last name(s)	Date of birth	Nationality, passport number and Biometric Residence Permit (BRP) (if applicable)	Relationship to you

Please ensure a separate application form is completed for each dependant. Please see our website for further details www.gov.uk/tier-1-exceptional-talent/family-members

Section 3 - Tier 1 (Exceptional Talent)

Tier 1 (Exceptional Talent) applicants can have a maximum of five years granted at a time. You must have paid the relevant Immigration Health Surcharge for the length of grant you select or your application will be invalid. You can apply to extend your leave in future but any extension must meet the Immigration Rules in place at the time you apply.

How long do you want to be granted?

One year ☐ Two years ☐ Three years ☐
Four years ☐ Five years ☐

What type of application are you making?

Initial ☐ go to Section 3A Extension ☐ go to Section 3B - page 20

Section 3A - Initial Applications

Attributes

Before filling in this section of the form, you should refer to the Immigration Rules and the Tier 1 (Exceptional Talent) of the Points Based System policy guidance.

You must score 75 points for your attributes or the application will be refused.

G1. What is your current Immigration Status in the UK?

G2. Have you provided a letter of endorsement from a Designated Competent Body? Please tick:

Yes ☐ Go to G3
No ☐ You must be endorsed by a Designated Competent Body before your application for leave under this route can be approved. If you are applying for endorsement and leave at the same time please tick the box: ☐ then go to section 4 part J

G3. Which Designated Competent Body has endorsed you? Please tick:

<input type="checkbox"/>	The British Academy
<input type="checkbox"/>	The Royal Academy of Engineering
<input type="checkbox"/>	The Royal Society
<input type="checkbox"/>	Arts Council England
<input type="checkbox"/>	Tech City UK

G4. Please state your field of talent:

G5. What was the date of your endorsement from the Designated Competent Body? Please note that you must make your application for leave within 3 months of this date.

D	D
---	---

M	M
---	---

Y	Y	Y	Y
---	---	---	---

Please go to J

Section 3B - Extension Applications for Tier 1 Exceptional Talent

Attributes

Before filling in this section of the form, you should refer to the Immigration Rules and the Tier 1 (Exceptional Talent) of the Points Based System Policy Guidance.

You must score 75 points for your attributes or the application will be refused.

H1. Which Designated Competent Body endorsed your Initial Application for Tier 1 (Exceptional Talent)? (Please Tick)

British Academy

☐

The Royal Academy of Engineering

☐

The Royal Society

☐

Arts Council England

☐

Tech City UK

☐

H2. Has the Designated Competent Body withdrawn its endorsement of you?

Yes

☐

No

☐

H3. Have you earned money in the UK in your most recent period of leave as Tier 1 (Exceptional Talent) Migrant as a result of employment or self employment in your expert field as previously endorsed by a Designated Competent Body?

Yes

☐

go to H4

No

☐

go to Section 4

H4. Please tick the relevant boxes to confirm all documents being sent as evidence of previous earnings claimed:

☐

Payslips

☐

Bank Statements

☐

Tax Documents

☐

Dividend Vouchers

☐

Letter from a regulated UK Accountant

☐

Accounts

☐

Other (if other please specify)

H5. Please tick the relevant boxes to confirm all documents being sent as evidence of earnings in your expert field:

☐

Contracts

☐

Letter from Employer

☐

Other (if other please specify)

H6. Please provide full contact details that will allow each of the documents provided to be verified if necessary. Please also provide here any additional information or explanation of the documentation sent, that will assist us in our consideration of the earnings being claimed. If more space is required, please provide the required information in a covering letter.

H7. How is your employment or self-employment in the UK related to your expert field, as previously endorsed by a Designated Competent Body?

Section 4 - Public Funds

J. Public Funds

It is mandatory to complete Section J. If it is not complete the application will be invalid and will be returned to you.

J1. Are you receiving any public funds? Yes ☐ go to J2 No ☐ go to Section 5

J2. The public funds which are relevant for the purposes of the Immigration Rules are listed below. Tick the relevant box(es) to show which of these are being received.

Attendance Allowance <input type="checkbox"/>	Carer's Allowance <input type="checkbox"/>	Housing and Homelessness Assistance <input type="checkbox"/>
Child Benefit <input type="checkbox"/>	Council Tax Benefit <input type="checkbox"/>	Child Tax Credit <input type="checkbox"/>
Council Tax Reduction <input type="checkbox"/>	Housing Benefit <input type="checkbox"/>	Disability Living Allowance <input type="checkbox"/>
Income-Based Jobseeker's Allowance <input type="checkbox"/>	Income Support <input type="checkbox"/>	Income Related Employment & Support Allowance - ESA (IR) <input type="checkbox"/>
Personal Independence Payment <input type="checkbox"/>	Severe Disablement Allowance <input type="checkbox"/>	Social Fund Payment <input type="checkbox"/>
State Pension Credit <input type="checkbox"/>	Universal Credit <input type="checkbox"/>	Working Tax Credit <input type="checkbox"/>

J3. If you are in receipt of housing and homelessness assistance give details of whether this housing is provided by the local housing authority, a housing association, or other organisation and the name of the relevant authority and details of the arrangement.

J4. If the housing is provided by your local council or housing authority or part of an agreement between your employer and the housing authority, give details below and enclose evidence of this from the local housing authority.

I understand that you will check whether the information and supporting documentation that I have supplied to the Home Office from a bank or utility company is correct. 'Correct' means that documents are unaltered originals issued by the bank or utility company and that the information on them is correct and applies to me or the person named as a customer on the document.

I agree to the bank's or utility company's disclosure to the Home Office of any relevant personal data they hold on me for the above purposes. If I have not supplied correct information or supporting documentation to the Home Office the bank or utility company may disclose my relevant correct personal data.

If the information or supporting documentation also contains personal data relating to a joint customer or customers of mine on the bank or utility company account, or relates to another person who is to provide financial support, I confirm that I have obtained the consent of those persons to the disclosure of their personal data to the extent reasonably necessary for the above purposes. I understand that the information obtained may be used as part of the decision making process about my application and may, if necessary, be disclosed to a court.

Name and address of applicant

Postcode:

Signature

Date _____

[illegible]

The above-named person ('the applicant') has given the Home Office documentation about his or her accounts with banks or utility companies (a 'company') so that The Home Office can check that is correct. I am a joint customer with the applicant on some or all of those accounts. Information about the applicant may thus also reveal information about me.

I agree to the company giving the Home Office relevant personal data it holds about me in relation to the account. This only covers data about me as joint customer with the applicant (and not about any other accounts I hold in my sole name) and limited to what is necessary to confirm that the documentation the applicant has supplied is correct. If that documentation is not correct, the company may give the Home Office details of any inaccuracies / discrepancies in the information that the applicant has provided, and may also disclose to the Home Office the correct information that they have on record about the account.

I agree that this information may be used as part of the decision making process about the application and may, if necessary, be disclosed to a court.

Name and address of applicant

[illegible]

Signature

Date _____

Section 6 - Declarations

K. Applicant Declaration

It is mandatory for you to sign below to show you have read and understood the following declaration. If it is not complete the application will be invalid and returned to you. It must be signed by you personally and not by a representative or other person acting on your behalf. If you are under 18, your parent or legal guardian should sign on your behalf.

The information given in my application is complete and is true to the best of my knowledge and belief.

The photographs I have submitted with my application are a true likeness of me.

The documents I have submitted in support of my application are complete and correct to the best of my knowledge and belief.

I agree to co-operate with Home Office officials, or any other person charged by the Secretary of State for the Home Office with conducting pre-issue and post-issue checks in relation to this application.

If there is a material change in my circumstances or any new information relevant to this application becomes available before it is decided, I will inform the Home Office.

I am aware that the rules and requirements for applications may change in the future and that I should not assume the current rules and requirements will continue to apply.

I agree to the Home Office using the data provided in this application in accordance with its Information Charter. I understand that my details may in certain circumstances be passed to fraud prevention agencies to prevent and detect fraud and money laundering. I also understand that such agencies may provide the Home Office with information about me. Further details explaining when information may be passed to or from fraud prevention agencies and how that information may be used can be obtained from the Home Office website.

I understand that if I am informing the Home Office that I have changed my gender, these details may in certain circumstances be shared with other Home Office colleagues. I consent to this, where necessary and understand that this information will only be shared in limited circumstances relating to identity and security in line with Section 22 of the Gender Recognition Act. I am aware they will otherwise be treated in confidence and that my rights under the Equality Act 2010, Data Protection Act 1998 and Article 8 of the European Convention on Human Rights will be unaffected.

Name:

Signature:

--	--	--	--	--	--	--	--	--	--	--	--	--	--	--	--	--	--	--	--	--	--	--

Date:

D	D
---	---

M	M
---	---

Y	Y	Y	Y
---	---	---	---

L. Representative's Details and Declaration

You should fill in this section if you are a third party, such as a representative, dealing with the application on behalf of an applicant.

L1. Is a representative acting for you in relation to this application?

Yes ☐ - go to question M2

No ☐ - go to section 7

L2. Name of your representative's organisation:

L3. Contact name of your representative:

L4. Select the title of the contact person within your organisation:

Mr ☐ Mrs ☐ Miss ☐ Ms ☐ Other (please state)

L5. Representative's address:

Postcode:

L6. Representative's telephone number:

--	--	--	--	--	--	--	--	--	--	--	--	--	--	--	--	--	--	--	--

L7. Representative's email address:

L8. Representative's fax number

--	--	--	--	--	--	--	--	--	--	--	--	--	--	--	--	--	--	--	--

L9. Are you regulated by the Office of the Immigration Service Commissioner (OISC)?

Yes ☐ - go to question L10

No ☐ - go to question L11

L10. Give your OISC registration number: (Then go to question L14)

L11. Are you authorised to practice and regulated by a designated professional body or supervised by such a person?

Yes ☐ - go to L12


No ☐ - go to L14

L12. Select the relevant body from the following options:

The Law Society ☐

The Law Society of Scotland

The Law Society of
Northern Ireland

The Faculty of  Advocates

The Institute of Legal Executives

The General Council of the
Bar of Northern Ireland

The General Council of the Bar

L13. Is your representative approved by the British Council?

Yes ☐ No ☐

L14. This section must be completed by all representatives, who are dealing with this application on the applicant's behalf. They must now read the declaration below and authorise as the representative or other person acting on the applicant's behalf:

- I have been appointed by the applicant to make this application.
- I confirm that the applicant has completed and verified the application and the application is, to the best of my knowledge and belief, true and correct.
- Once the Home Office has decided the application, I will give the applicant all correspondence from the Home Office relating to the decision.
- I am permitted to give immigration advice and immigration services by Section 84 of the Immigration and Asylum Act 1999.
- I am aware that it is an offence under the Immigration Act 1971, as amended by the Immigration and Asylum Act 1999 and the Nationality, Immigration and Asylum Act 2002, to do an act which facilitates the commission of a breach of immigration law by an individual who is not a citizen of the European Union, knowing or having reasonable cause to believe that the act has this effect.

Name

[illegible]

Signature

Date

D	D
---	---

M	M
---	---

Y	Y	Y	Y
---	---	---	---

Name of representative organisation:

[illegible]

Position within organisation:

[illegible]

Section 7 - Summary Sheet

Fill in this part of the form to help us make sure that we have received your documents and to keep a record of them while they are with us. At “A”, tell us how many of each of the listed documents you have sent with this application. This is a standard list, you should only send in the documents from this list that are required for your application. At “B”, list any other documents and state how many in each case. Continue on a separate sheet if necessary.

A. Type of document	How many?	B. Listed items	How many?
Passports			
Biometric Residence Permit and/or travel documents			
Police registration certificates			
Marriage or civil partnership certificate			
Birth certificate			
Driving Licence			

Fill in the summary sheet below listing the points you have claimed and the supporting evidence (documents) sent. You must send the required evidence as specified in this application form, the Immigration Rules and the Tier 1 (Exceptional Talent) of the points based system policy guidance. Failure to submit required evidence is likely to lead to refusal of the application.

Points Scoring Area	Points Claimed	Documents Provided (please list)
Designated Competent Body		
Earned money in the UK (Extensions only)		
Total		

Finally, please ensure your application is addressed correctly as follows:

Postal address:

UK Visas & Immigration
Home Office
Tier 1
PO Box 496
Durham
DH99 1WQ

Courier address:

UK Visas & Immigration
Home Office
Tier 1
Wearside House
Riverside Place
Freemans Reach
Durham
DH1 1SL

Tier 1 (Exceptional Talent) - Application Form Help Text

Introduction

This document provides information to help you to complete the Tier 1 (Exceptional Talent) leave to remain application form.

For further information on Tier 1 (Exceptional Talent) of the points based system policy please see Part 6A of the Immigration Rules and the Tier 1 (Exceptional Talent) policy guidance notes.

These documents are available on the Home Office website at www.gov.uk/government/organisations/uk-visas-and-immigration

All the above documents are available in Welsh, Braille, large print, audio and other alternative formats on request.

For further information on alternative formats, and how to obtain these, please contact the IEB on 0870 606 7766.

Applying for further leave (not extensions) under the Tier 1 (Exceptional Talent) route is a two stage process. The first stage is gaining endorsement under this route from the Home Office and a Designated Competent Body, and the second stage is applying for entry clearance or leave to remain, using the endorsement. This form is to apply for leave to remain (stage 2).

The form for applying for endorsement (stage 1) is found on the Home Office website at: www.gov.uk/government/publications/application-for-endorsement-for-tier-1-exceptional-talent-visa.

Please note that stage 1 applications cannot be submitted in person at a Premium Service Centre.

Who should apply using this form?

1. This application form should only be completed if you are already in the United Kingdom and have obtained an endorsement from a Designated Competent Body, or are in the process of doing so. You should use the application form if you are:

- Currently in the United Kingdom as a main applicant under the Tier 1 (Exceptional Talent) and seeking to extend your leave for a further period within your existing category;

- Currently in the United Kingdom under the Tier 1, Tier 2 or Tier 5 (Temporary Worker), sponsored in the Government Authorised Exchange category for sponsored researchers and seeking further leave under Tier 1 (Exceptional Talent).

This application form should not be used by your dependants. A separate application form, Tier 1, 2 or 5 PBS (Dependant) form is available for this purpose and can be found on the Home Office website at www.gov.uk/tier-1-exceptional-talent/family-members

Submitting a valid application

2. You will only be considered to have submitted a 'valid' application if the following has been complied with:

- the correct application form must be completed and submitted
- the correct application fee must be paid
- your valid passport, Biometric Residence Permit (BRP) if applicable or travel document must be provided, unless it is not available for one of the reasons specified on the application form
- the mandatory sections in the application form must be completed.
- two identical passport-size photographs of you with your full name written on the back of each one must be supplied.
- two identical passport-size photographs of any dependants who are applying with you with their full name written on the back of each one must be supplied.
- the correct payment has been made towards the Immigration Health Surcharge, if applicable.

The photographs provided must be in the format specified in the separate photograph guidance, which can be found on our website at: www.gov.uk/photos-for-passports. Please ensure that they are placed in a small sealed envelope attached to Section 2 of the form as instructed there - and without any staples, clips, pins or anything else which could mark or damage the photographs.

3. If you are required to register with the police you must also include your Police Registration Certificate with your application.

Claiming points

4. When completing the application form, you must clearly indicate the number of points you are claiming within each points scoring area, and detail how you meet the criteria for the award of these points.

5. We will only award points for the sections where you have indicated that you wish to claim them, and where the required supporting evidence has been supplied.

Supporting evidence

It is your responsibility to provide the evidence to support any statements made in your application. You must satisfy us that the requirements for the category under which you have applied have been met. We must be satisfied, by considering the evidence provided that you meet the necessary criteria.

You must ensure that all of the necessary supporting documentation is provided at the time the application is submitted. Only those documents specified in the application form, the Immigration Rules and set out in detail in the Tier 1 (Exceptional Talent) Policy Guidance will be considered acceptable for the purposes of establishing that you qualify for the points claimed in any scoring area.

You must be selective in submitting evidence, as sending large amounts of irrelevant or poor quality documentation may delay the consideration of the application. It is only necessary to submit evidence that is directly appropriate to the application as requested, as unrelated evidence cannot be considered for points scoring.

To assist us in considering the documentation provided, you should highlight any relevant sections on the documentation provided.

Any documentary evidence that you provide should be original (unless otherwise stated).

Where any specified documents provided are not in English or Welsh, you must provide the original and a full translation that can be independently verified.

The translation must:

- confirm that it is an accurate translation of the original document;
- be dated;
- include the full name and original signature of the translator or an authorised official of the translation company;
- include the translator or translation company's contact details; and
- if you are applying for leave to remain or indefinite leave to remain, be fully certified and include details of the translator or translation company's credentials.

Application types

You should complete different sections of the Tier 1 (Exceptional Talent) application form depending on the type of application you are submitting.

Please note that you should complete Sections 1, 2, 4, 5, 6 and 7 of the form as well as the relevant part of Section 3 depending on the type of application.

Question-specific help text

Further advice on specific questions in the application form is detailed below.

B1 - B4 You should provide full details of your name and title. If you have previously been known by any other name(s) you should provide full details of each name, the date of each change and submit the relevant supporting legal documentation.

Evidence of name change(s) should show your full name before and after the change and may include:

- deed poll documents or marriage certificates; and,
- both the old passport and the new passport.

Should you submit documentation in support of your application that refers to you under a name(s) not given in this section, we will not consider that documentation.

B6 You should indicate your gender. If you have been the subject of Gender Reassignment and the application contains documents relating to previous identities, you should provide a relevant Gender Recognition Certificate (GRC). The only exception to this is where you have previously submitted your GRC with an earlier application. In such cases you will therefore not be required to resubmit it.

You should tick the gender as indicated on your GRC.

B9 You should indicate your marital status. This status may be:

- Married – a person legally married in or outside the United Kingdom;
- Civil partner – a person in a same sex relationship and who has gone through a legal ceremony in the United Kingdom under or by virtue of the Civil Partnership Act 2004, or in the country of his/her residence;
- Unmarried partner – a person in a heterosexual or same sex relationship, which has been subsisting for two years or more but is not married or in a civil partnership;

- Widow – a person whose spouse has passed away and has not re-married or is not currently in an unmarried relationship that has subsisted for more than two years;
- Single – a person who is unmarried and not in a relationship that has subsisted for two or more years;
- Separated – a person legally married in or outside the United Kingdom but no longer living with his/her married partner;
- Divorced – a person married in or outside the United Kingdom whose marriage has been legally dissolved;
- Dissolved – a person who has been in a civil partnership which has been legally dissolved;
- Separation Order – a separated person who remains in law the civil partner of the other person.

B10 Please provide your Immigration Health Surcharge reference number - as part of your application you may be required to pay the Immigration Health Surcharge. Before going any further, you will need to assess the likely cost using the online portal www.gov.uk/healthcare-immigration-application. Once the assessment has been completed you will receive a unique reference number which you enter on this application form.

B11 All Home Office applications are given an individual reference number. This allows us to track and link past applications. You should provide your full Home Office Reference number. This number can be found on any previous Home Office correspondence relating to you. You may have numerous Home Office reference numbers and should provide all such numbers.

B12 National Insurance Numbers are usually in the format of 2 letters followed by 6 numbers followed by 1 letter e.g. XX 123456 X or 2 numbers followed by 1 letter followed by 5 numbers e.g. 12 X 34567. Where you do not have a National Insurance number in this format this question should be left blank.

C1-C3 You should specify under which nationality you entered the United Kingdom. You should also provide details of any additional nationalities they currently hold or have previously held.

C4-C6 You must provide details of all passports or travel documents, current or expired, that you have used to enter or remain in the United Kingdom, including:

- passport number;
- issue date;
- expiry date; and,
- place of issue.

Where you need more space than is available you should photocopy the relevant page of the application form, add in additional details and submit with your application.

Where you hold, or have held, other nationalities you should provide the relevant passport or travel document for each nationality held and provide the above details.

Please note for the application to be valid and complete the applicant's valid passport, travel document or Biometric Residence Permit must be provided unless it is not available for one of the reasons specified on the application form. They should be original documents and not copies.

In certain circumstances certified photocopies will be accepted where you do not have the original at that time. You must provide details as to its location and state when they will provide it. You must then ensure that the original document is submitted as soon as you can. If the passport has been lost or stolen a Police crime report number /report must be provided along with details of the police station the loss was reported to and the date that it was reported.

C7-C10 If your current grant of leave was issued on a Biometric Residence Permit (BRP) you must also provide the Biometric Residence Permit in order for the application to be valid, unless it is not available for one of the reasons specified on the application form.

D5 'Overstaying' means that you have remained in the UK beyond the latest of:

(a) the time limit attached to your last period of leave

(b) any extended period of leave pending determination of an in-time application and any subsequent appeal, or

(c) the date that you received a notice confirming that an application was not valid, provided that the application was submitted before the time limit attached to your last period of leave expired.

If you wish to remain in the UK after the 28 day period you should leave the UK and reapply for a visa.

D6 If you are an overstayer you must read the Policy Guidance Notes for information on supporting documentation before submitting your application.

D8 You should confirm whether you have ever remained beyond the end of your period of leave in the UK. Where your leave had been extended by virtue of Section 3C of the 1971 Immigration Act, you will not be considered to have remained beyond the end of your period of leave and should therefore complete the 'No' box in response to this question. (For further information on the provisions of Section 3C please refer to Chapter 1, Section 5 of the Immigration Directorate Instructions).

D12 Where you are not permitted to submit a further fresh application, you should not proceed in completing this application form. If you are in this position and do complete this application form, it will be returned to you without having been considered.

If you wish to vary the grounds of the existing application you must refer to the Specified Application Forms modernised guidance on our website www.gov.uk/government/publications/specified-application-forms-and-procedures and contact the Home Office team processing the existing application.

D13 Where you are not permitted to submit a further fresh application, you should not proceed in completing this application form. If you are in this position and do complete this application form, it will be returned to you without having been considered.

You should contact the Immigration and Asylum Tribunal at www.gov.uk/immigration-asylum-tribunal

E2 We will carry out criminal record checks on all applicants and dependants. You must give details of all unspent and spent criminal convictions. This includes road traffic offences but not fixed penalty notices (such as speeding or parking tickets) unless they were part of a sentence of the court. This includes all drink-driving offences.

Section 3A

G2 If you have not yet requested endorsement you should use the Request for Endorsement form on <http://www.gov.uk/government/publications/application-for-endorsement-for-tier-1-exceptional-talent-visa>. It is possible to apply for the endorsement and leave at the same time by post, but if your request for endorsement is refused we will not refund your fee for either application.

Please note: If you wish to apply at a Premium Service Centre for your stage 2 application you should only do so if you have already received your stage 1 (endorsement) decision. If you have submitted a stage 1 application which is still under consideration your stage 2 premium application will be delayed and you will still be charged the higher fee.

L9 The Office of the Immigration Services Commissioner (OISC) regulates United Kingdom based immigration advisers. As a requirement of Section 84 of the Immigration and Asylum Act 1999, United Kingdom representatives, who offer advice and services in relation to an application, will need to be regulated by the OISC unless they are authorised to practice by a designated legal professional body or fall within a category of persons specified in an order made by The Secretary of State under subsection 84(4) (d) of the Immigration and Asylum Act 1999.

The representative should indicate whether he/she is regulated by the OISC, or the basis on which he/she is otherwise authorised to act in this capacity on the migrant's behalf.

An advisor could be committing a criminal offence if he/she acts on the applicant's behalf without being OISC regulated, or otherwise authorised in accordance with Section 84 of the Immigration and Asylum Act 1999.

M11-M12 If the representative is regulated by a designated legal professional body, listed below, or if he/she works under the supervision of such a person, they will not be required to be regulated by the OISC.

Designated bodies are:

- The Law Society;
- The Law Society of Scotland;
- The Law Society of Northern Ireland;
- The Institute of Legal Executives;
- The General Council of the Bar;
- The Faculty of Advocates;
- The General Council of the Bar of Northern Ireland.

The representative should indicate of which organisation he/she is a member. The representative should indicate whether he/she is personally a member of this organisation or whether he/she is working under the authorisation of another registered member.

Where the representative is not a direct registration holder and is working under the supervision of another registered person, the representative should name the registered supervisor under whom he/she is working.

If a representative makes an application on behalf of an applicant, and that representative is not permitted to provide advice and immigration services (by section 84 of the Immigration and Asylum Act 1999), the Home Office will inform both the representative and applicant of the requirements of the Act, and send further letters (if applicable) to the applicant stated on the application.

Section 7

You should complete the summary sheet before submitting your application. You should ensure that you indicate the number of points you wish to claim against each points scoring area and the total number of points claimed.

You should also ensure that you list all the supporting documentation you have submitted with your application.

This documentation should be listed against the points scoring area to which it applies. Any documentation that does not relate to a specific points scoring area (such as passport(s)/travel document(s) etc) should be listed in the general background information box above the table.

Biometric Residence Permits (BRP)

Everyone applying for an extension of leave under Tier 1 (Exceptional Talent) must also apply for a Biometric Residence Permit (BRP). BRP enrolments are processed by the Post Office Ltd. You will be charged an additional handling fee for your biometric enrolment, payable to the Post Office Ltd. You must pay the fee by cash or debit card when you attend Post Office Ltd to enrol your biometrics. Each dependant included on your application must also pay this fee when they enrol their biometric information. **Do not send the biometric enrolment fee with your application fee.**

If you were exempt from paying an application fee, you are also eligible to claim a refund of your biometric enrolment fee after you have registered your biometrics.

Your application may be rejected as invalid if you do not enrol your biometrics when requested. For more information about enrolling biometrics and the current fee, please visit the following section of our website: www.gov.uk/biometric-residence-permits