



Public Health
England

Protecting and improving the nation's health

Preliminary vaccine coverage estimates for the meningococcal B (MenB) immunisation programme for England, update from May to July 2017

Health Protection Report
Volume 11 Number 34
29 September 2017

Preliminary vaccine coverage estimates for the MenB immunisation programme for England, update from May to July 2017

Introduction

This report presents Meningococcal B (MenB) vaccine coverage data for one and two doses of vaccine by six months and 12 months and three doses by 18 months of age, evaluated at the end of July 2017. It updates previous data reported for the period to end of February 2017 [1].

MenB vaccination was introduced from 1 September 2015 for infants due to receive their primary immunisations starting at two months of age on or after 1 September 2015 (i.e. those babies born on or after 1 July 2015) [2]. The vaccine is offered alongside other routine immunisations at eight and sixteen weeks of age, with a booster dose at one year of age. A limited one-off catch-up programme was also delivered targeting infants born in May and June 2015.

Key points

- Preliminary vaccine coverage estimates for the infant Meningococcal B immunisation, between May and July 2017, were 95.7% for one dose and 87.7% for two doses by six months of age.
- Children who were 12 months between May and July 2017 achieved 95.6% coverage for one dose and 92.6% for two doses.
- Children who reached 18 months of age between May and July 2017 achieved 94.7% coverage for one dose, 92.7% for two doses and 87.3% for the booster dose.

Methods

In order to rapidly assess vaccine coverage of this immunisation programme, Public Health England (PHE) uses general practice (GP) level MenB vaccine coverage data automatically uploaded via participating GP IT suppliers to the ImmForm* website on a monthly basis. These data are then validated and analysed by PHE to check data completeness, identify and query any anomalous results and describe epidemiological trends.

Monthly MenB vaccine coverage data are collected for each cohort reaching six months (26 weeks), 12 months (52 weeks), and 18 months (78 weeks) of age in the survey month, using the following definitions:

Coverage at six months:

- *Denominator:* the number of infants in a GP practice who, in the survey month, reach 26 weeks of age;
- *Numerators:* the number of infants in the denominator who received (a) 1st dose and (b) 2nd dose of Bexsero® (MenB vaccine) from eight weeks of age up to 26 weeks of age, including vaccinations given by other healthcare providers.

Coverage at 12 months:

- *Denominator:* the number of infants in a GP practice who, in the survey month, reach 52 weeks of age;
- *Numerators:* the number of infants in the denominator who received (a) 1st dose and (b) 2nd dose of Bexsero® (MenB vaccine) from eight weeks of age up to 52 weeks of age, including vaccinations given by other healthcare providers.

Coverage at 18 months:

- *Denominator:* the number of infants in a GP practice who, in the survey month, reach 78 weeks of age;
- *Numerators:* the number of infants in the denominator who received (a) 1st dose (b) 2nd dose (c) booster dose of Bexsero® (MenB vaccine) from eight weeks of age up to 78 weeks of age, including vaccinations given by other healthcare providers.

Vaccine coverage is calculated as the total number of patients who have received the vaccination (numerators) as a percentage of the number of patients registered (denominator).

* ImmForm is the system used by Public Health England to record vaccine coverage data for some immunisation programmes and to provide vaccine ordering facilities for the NHS

Participation and data quality

MenB vaccine coverage data from one of four data suppliers representing approximately 1% of GP practices (mainly located in South West England) in the survey is consistently lower than other data suppliers. These data have been omitted from this coverage report and PHE is working with ImmForm to resolve this data issue.

Between November 2016 and April 2017 the largest IT supplier in the survey was unable to submit reliable data [1]; data for this period therefore represent only 40.9% of GP practices in the survey. This issue has now been resolved and data from three out of four suppliers, representing 92.4% of GP practices in the survey are presented for May, June and July 2017.

This report presents MenB coverage data for infants evaluated at six, 12 and 18 months. It is important to note that comparisons made between these data extractions will not be based on the same cohort as:

- GPs participating in the data collections vary between months
- Date of birth range for the 26, 52 and 78 week cohorts differ
- Patients will change their GP registration as they move within England and outside the country

The previous report was limited to national estimates only due to incomplete data [1] but data are presented by Local Team for July 2017 in this report and by Area Team and Clinical Commissioning Group for May, June and July 2017 in [an appendix associated with this report](#).

Results

MenB coverage at 26 weeks of age

National coverage at six months was 95.7% for dose one and 87.7% for dose two between May and July 2017 (figure 1).

MenB coverage at 52 weeks of age

Coverage at 12 months was 95.6% for dose one and 92.6% for dose two between May and July 2017 (figure 2).

MenB coverage at 78 weeks of age

Coverage at 18 months was 94.7% for dose one, 92.7% for dose two, and 87.3% for the booster dose between May and July 2017 (figure 3).

MenB coverage across NHS England Local Teams

Dose two coverage for children becoming six months of age in July 2017 ranged from 80.9% (London) to 92.2% (East) (Table 1). Dose two coverage for children becoming 12 months of age in July 2017 ranged from 88.4% (London) to 95.0% (Cumbria and North East). Coverage of the booster dose for children becoming 18 months of age in July 2017 ranged from 79.3% (London) to 92.8% (Cumbria and North East).

Discussion

This is the fifth early assessment of vaccine coverage at six months of age, just two months after the second dose is scheduled, for the new routine childhood MenB programme and indicates that the vaccine has continued to be well accepted and implemented, with high completed course coverage achieved between May and July 2017 of around 88% by six months of age. By 12 months of age 93% of infants have completed a two dose course indicating around 5% receive the second dose after six months of age.

This report also presents the second estimates of MenB booster coverage at 18 months of age for the routine cohorts, showing a similarly high proportion of children, around 87% of the routine cohorts, are receiving their booster dose within five to six months of the vaccine being scheduled.

In parallel to the GP based coverage estimates published in this report, PHE estimates MenB coverage data from the routine quarterly COVER (Cover of vaccination evaluated rapidly) reporting scheme which evaluates two dose MenB vaccine coverage for children at 12 months of age and booster MenB coverage at 24 months of age using data extracted from Child Health Information Systems (CHISs). The January to March 2017 quarterly report was the third evaluation of two doses of MenB vaccine at first birthday (children born January to March 2016) and reported 92.6% coverage in England [3], similar to the ImmForm estimate for the same period (93.3% for children reaching 52 weeks of age between January and March 2017). The COVER July to September 2017 quarterly report,

to be published in December 2017, will provide more complete 24 month coverage estimates for the booster dose.

The introduction of MenB immunisation has been supported by a comprehensive media and communications campaign in partnership with health partners and meningitis charities, that has led to significant reporting in national, local and parenting media and social media. New patient information leaflets and posters have also supported the campaign, and comprehensive guidance has been added to the NHS Choices website [4]. Existing children's immunisation information booklets and leaflets have been amended to reflect the new schedule. A training factsheet and video for health professionals has also been produced.

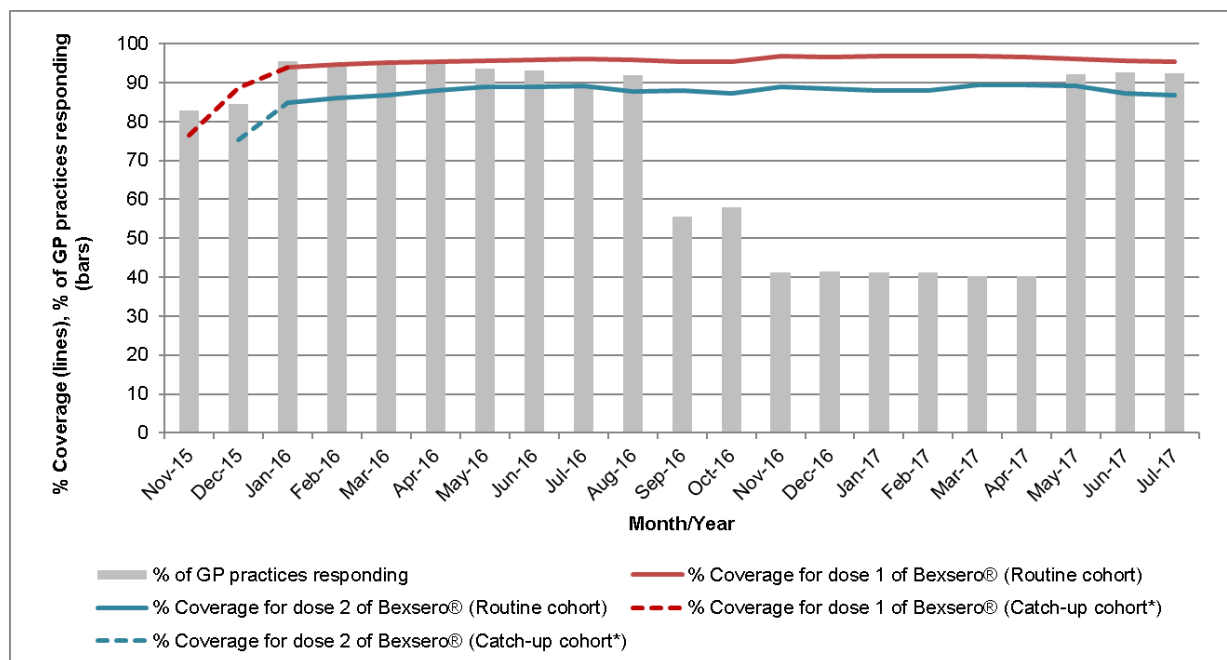
References

1. Public Health England. Preliminary vaccine coverage estimates for the meningococcal B (MenB) immunisation programme for England, update to the end of February 2017. HPR 11(13) 2017; Available from:
<https://www.gov.uk/government/publications/meningococcal-b-immunisation-programme-vaccine-coverage-estimates>
2. Public Health England. MenB vaccination: introduction from September 2015. 22 June 2015; Available from:
<https://www.gov.uk/government/publications/menb-vaccination-introduction-from-1-september-2015>
3. Public Health England. Quarterly vaccination coverage statistics for children aged up to five years in the UK (COVER programme): January to March 2017; Available from:
<https://www.gov.uk/government/statistics/cover-of-vaccination-evaluated-rapidly-cover-programme-2016-to-2017-quarterly-data>
4. Public Health England. Documents relating to the new meningococcal B (MenB) vaccination (Bexsero®) programme starting from 1 September 2015. 2015 26 February 2016; Available from:
<https://www.gov.uk/government/collections/meningococcal-b-menb-vaccination-programme>

Table 1. Meningococcal B vaccine coverage (%) for one and two doses assessed at 26 and 52 weeks of age, and one, two and three (booster) doses assessed at 78 weeks of age by NHS England Local Team, including the percentage of GP practices reporting: England, July 2017.

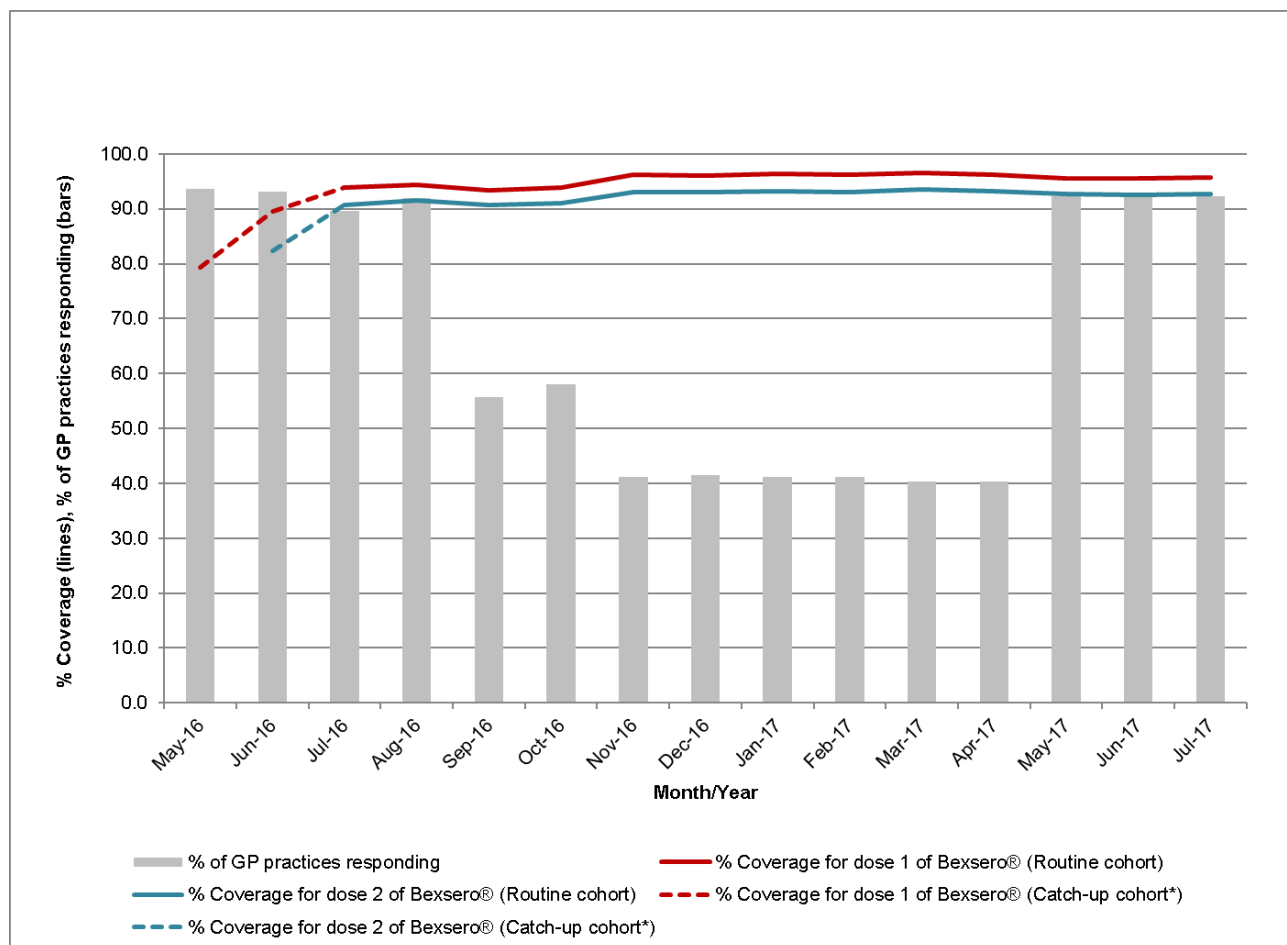
		26 weeks (born January 2017)		52 weeks (born July 2016)		78 weeks (born January 2016)		
Local Team		Dose one cover age (%)	Dose two cover age (%)	Dose one cover age (%)	Dose two cover age (%)	Dose one cover age (%)	Dose two cover age (%)	Boos ter dose cover age (%)
	GP practi ces repor ting (%)							
NHS ENGLAND LONDON	92.8	92.5	80.9	93.3	88.4	93.2	89.9	79.3
NHS ENGLAND MIDLANDS AND EAST (CENTRAL MIDLANDS)	95.3	96.9	90.8	96.8	94.5	96.4	94.7	89.5
NHS ENGLAND MIDLANDS AND EAST (EAST)	97.3	97.3	92.2	97.1	94.5	96.2	94.8	91.0
NHS ENGLAND MIDLANDS AND EAST (NORTH MIDLANDS)	93.3	95.2	85.2	96.5	93.8	95.7	94.6	90.1
NHS ENGLAND MIDLANDS AND EAST (WEST MIDLANDS)	90.9	94.9	85.5	95.6	92.1	94.2	91.6	86.5
NHS ENGLAND NORTH (CHESHIRE AND MERSEYSIDE)	94.2	96.7	87.2	96.9	94.7	96.1	93.8	89.6
NHS ENGLAND NORTH (CUMBRIA AND NORTH EAST)	92.8	96.8	88.5	96.6	95.0	95.1	93.7	92.8
NHS ENGLAND NORTH (LANCASHIRE AND GREATER MANCHESTER)	91.9	95.9	85.7	95.4	92.1	95.1	93.6	87.9
NHS ENGLAND NORTH (YORKSHIRE AND HUMBER)	98.2	97.1	89.6	97.0	94.1	96.2	94.5	90.2
NHS ENGLAND SOUTH (SOUTH CENTRAL)	91.3	95.4	88.6	96.4	94.1	95.0	93.9	90.4
NHS ENGLAND SOUTH (SOUTH EAST)	86.9	95.6	88.0	95.0	92.6	95.7	93.9	88.9
NHS ENGLAND SOUTH (SOUTH WEST)	75.5	95.4	87.6	95.8	93.6	94.7	93.2	88.5
NHS ENGLAND SOUTH (WESSEX)	94.4	94.6	87.3	95.7	93.8	94.8	92.9	90.0
England	92.4	95.3	86.7	95.7	92.6	95.0	93.1	87.5
Denominators	7,402	51,939		57,570		55,068		

Figure 1. Monthly Meningococcal B vaccine coverage evaluated at six months of age for one dose and two doses, and the percentage of GP practices reporting: England, November 2015 to July 2017*



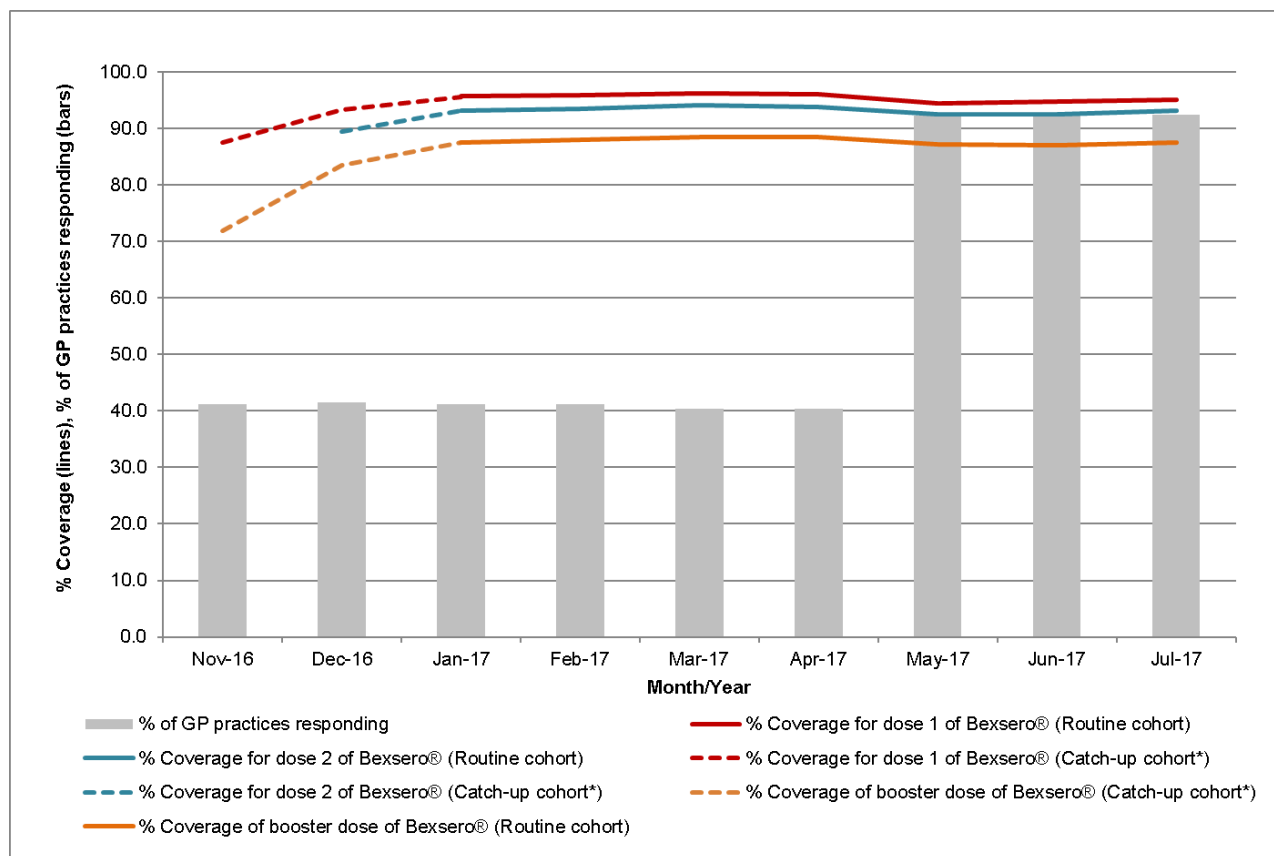
*Data for November 2015 represent the first catch-up cohort (born between 03/05/2015 - 01/06/2015), offered one dose of vaccine. Data for December 2015 represent the second catch-up cohort (born between 02/06/2015 - 02/07/2015), offered two doses of vaccine. Data presented from January 2016 are for the routine cohort of infants (born on or after 03/07/2015). Data quality issues are described above and in previous reports.

Figure 2. Monthly Meningococcal B vaccine coverage evaluated at 12 months of age for one dose and two doses, and the percentage of GP practices reporting: England, May 2016 to July 2017*



*Data for May 2016 represent the first catch-up cohort (born between 03/05/2015 - 01/06/2015), offered one dose of vaccine. Data for June 2016 represent the second catch-up cohort (born between 02/06/2015 - 02/07/2015), offered two doses of vaccine. Data presented from July 2016 are for the routine cohort of infants (born on or after 03/07/2015). Data quality issues are described above and in previous reports.

Figure 3. Monthly Meningococcal B vaccine coverage evaluated at 18 months of age for one dose, two doses, and booster dose, and the percentage of GP practices reporting: England, November 2016 to July 2017*



*Data for November 2016 represent the first catch-up cohort (born between 03/05/2015 - 01/06/2015), offered one dose of vaccine with their infant immunisations and a booster at 12-13 months. Data for December 2016 represent the second catch-up cohort (born between 02/06/2015 - 02/07/2015), offered two doses of vaccine and a booster at 12-13 months. Data presented from January 2017 are for the routine cohort of infants (born on or after 03/07/2015). Data quality issues are described above and in previous reports.

About Public Health England

Public Health England exists to protect and improve the nation's health and wellbeing, and reduce health inequalities. We do this through world-class science, knowledge and intelligence, advocacy, partnerships and the delivery of specialist public health services. We are an executive agency of the Department of Health, and are a distinct delivery organisation with operational autonomy to advise and support government, local authorities and the NHS in a professionally independent manner.

About Health Protection Report

Health Protection Report is a national public health bulletin for England and Wales, published by Public Health England. It is PHE's principal channel for the dissemination of laboratory data relating to pathogens and infections/communicable diseases of public health significance and of reports on outbreaks, incidents and ongoing investigations.

Public Health England, Wellington House, 133-155 Waterloo Road, London SE1 8UG
Tel: 020 7654 8000 www.gov.uk/phe
Twitter: [@PHE_uk](https://twitter.com/PHE_uk) Facebook: www.facebook.com/PublicHealthEngland

Queries relating to this document should be directed to:
Immunisation, Hepatitis and Blood Safety Department,
National Infection Service, PHE Colindale,
61 Colindale Avenue, London NW9 5EQ.
MenB@phe.gov.uk

© Crown copyright 2017

You may re-use this information (excluding logos) free of charge in any format or medium, under the terms of the Open Government Licence v3.0. To view this licence, please visit: [OGL](https://www.ogil.io/) or email: psi@nationalarchives.gsi.gov.uk. Where we have identified any third party copyright information you will need to obtain permission from the copyright holders concerned.

Published: September 2017
PHE publications
gateway number: 2017417

PHE supports the UN
Sustainable Development Goals

