

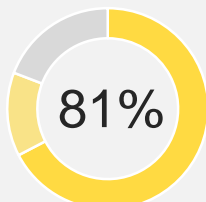


These figures relate to interviews conducted between April and September 2017. The time series data for 2005/06 to 2016/17 are provided for context but are not directly comparable with the most recent data due to changes in the survey sample and questionnaire in 2017/18.

## Cultural Engagement

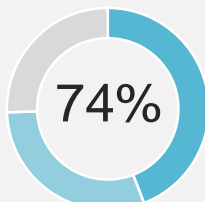
In the last 12 months have you done the following in your own time or as part of voluntary work?

Engaged with the arts



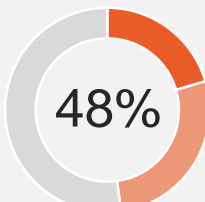
- 3+ times a year
- 1-2 times a year
- Has not engaged

Visited a heritage site<sup>1</sup>



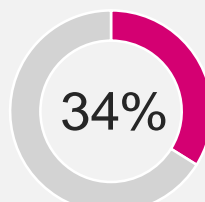
- 3+ times a year
- 1-2 times a year
- Has not visited

Visited a museum/gallery



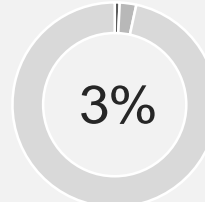
- 3+ times a year
- 1-2 times a year
- Has not visited

Used a public library service<sup>2</sup>

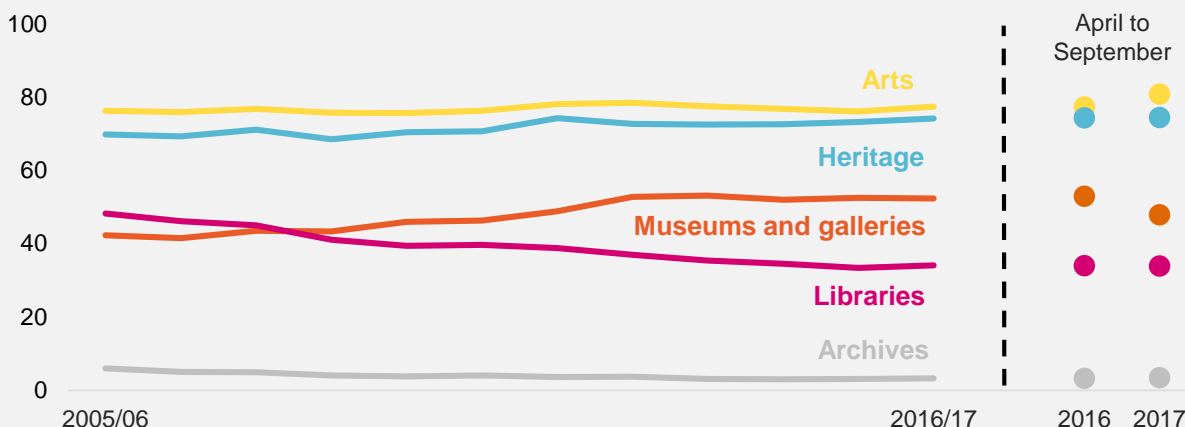


- Used
- Not used

Visited an archive

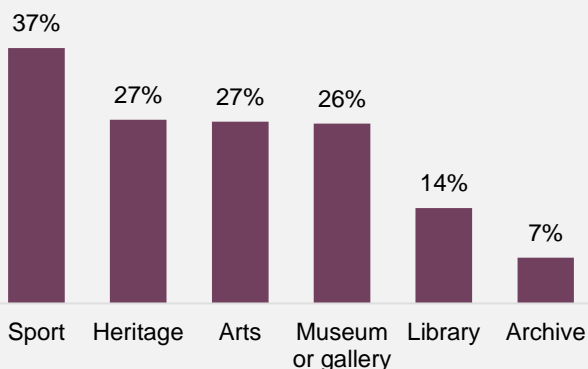


- 3+ times a year
- 1-2 times a year
- Has not visited



## Digital Engagement

In the 12 months have you looked at a website or used an app related to any of the following?



## First World War Centenary

**50%**

Aware of commemorative events

**76%**

Supportive of commemorations

### Further Information

Data table

<https://www.gov.uk/government/statistics/taking-part-survey-april-to-september-2017-provisional>

Taking Part website

<https://www.gov.uk/guidance/taking-part-survey>

<sup>1</sup>Also includes visits for academic study

<sup>2</sup>Frequency breakdowns of public library use in own-time or as part of voluntary work are not available



### Enquiries

Statistical enquiries  
[takingpart@culture.gov.uk](mailto:takingpart@culture.gov.uk)

Media enquiries  
020 7211 2210