


Families Continuous Attitude Survey Results 2016

Housing

Families' satisfaction with Service and Substitute Service Family Accommodation



Change from 2015
 ↓ 10 pp*

are satisfied with the overall standard

* pp = percentage point change



64% are satisfied with the value for money

Change from 2015
 ↓ 11 pp



58% are satisfied with security

↓ 4 pp



42% are satisfied with how fairly Service accommodation is allocated

↓ 6 pp



32% are satisfied with the response to requests for maintenance/repair

↓ 13 pp

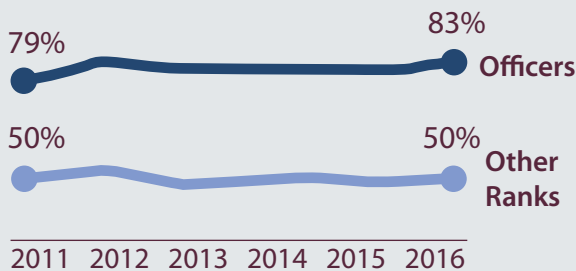


29% are satisfied with the quality of maintenance/repair work

↓ 13 pp

Home ownership

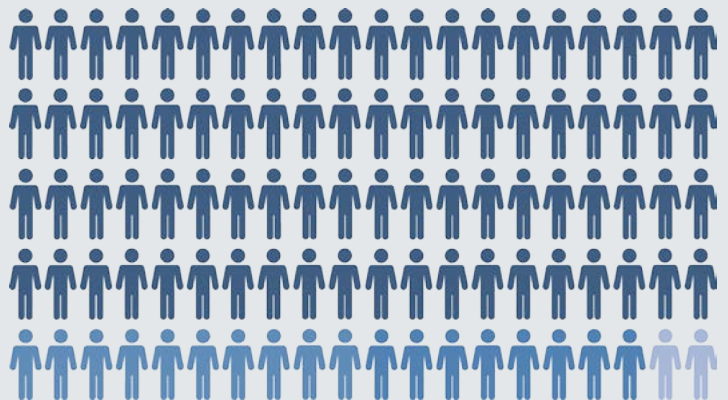
Proportion of Officer/Other Rank families who own their own home



Healthcare

GP access for those families who require it

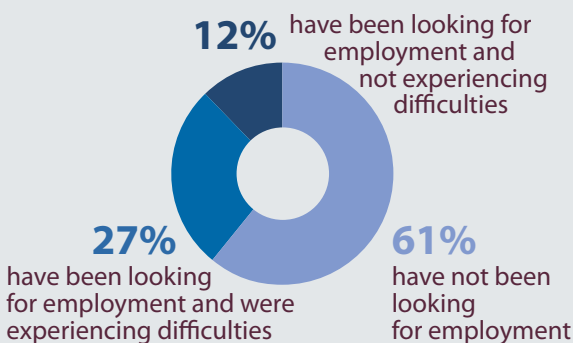
80% able to access without difficulties
 17% able to access with some difficulty
 2% unable to access it



Employment

75% of spouses are in employment (full-time, part-time or self employed)

Change from 2015
 ↑ 3 pp



Education

Families with school-aged children

20% changed schools for Service reasons



Armed Forces Covenant

62% of families have heard of the AF Covenant



Separation

24% of families live separately from their partner during the week



The **Families Continuous Attitude Survey (FAMCAS)** is a set of Tri-Service questions distributed in the single Service Families Surveys. The aim of FAMCAS is to assess and monitor the views of spouses and civil partners of Regular trained Service personnel in a number of areas: childcare, deployment, education, training and employment, healthcare, family life, housing and the **Armed Forces Covenant**.



020 7807 8792

DefStrat-Stat-Enquiries-Mailbox@mod.uk