

New Enterprise Allowance Statistics

Data up to 30 September 2017

Quarterly

Published: 20st December 2017
Great Britain

Official Statistics

New Enterprise Allowance is a scheme for unemployed people who wish to start-up their own business. It was introduced in April 2011, and is open to people aged 18 and over, who are: claiming Jobseeker's Allowance (JSA) or Employment and Support Allowance (ESA); the dependent partners of JSA/ESA claimants; Income Support claimants who are lone parents or who are sick/disabled; and some Universal Credit claimants. Since April 2017, eligible claimants wishing to start their own business are taking part in NEA phase 2. This statistical release includes starts on both phase 1 & 2 of the scheme.

207,660 starts on the NEA scheme by 201,450 individuals.

to 30th September 2017

111,540 businesses set up through the NEA scheme by 109,940 individuals.

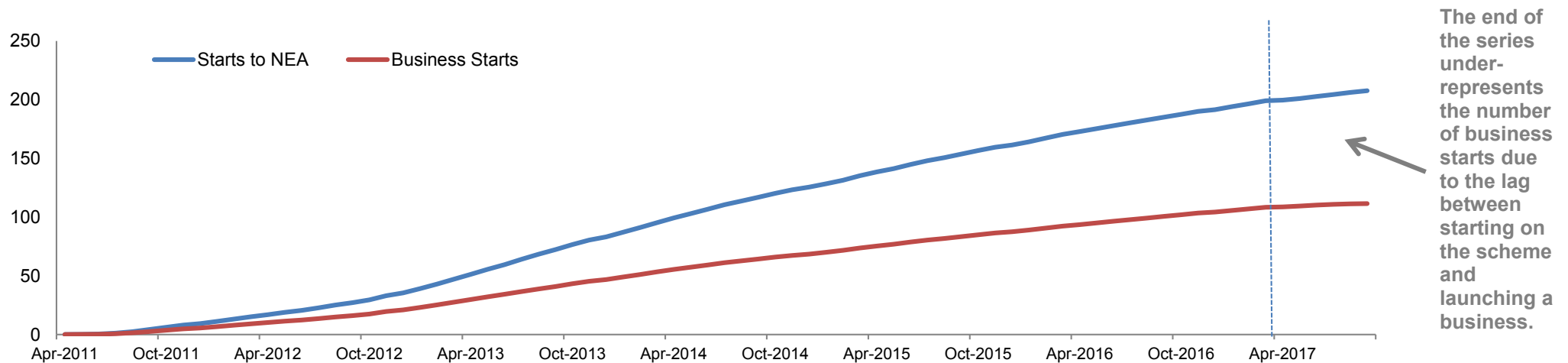
to 30th September 2017

69% of people who started a business are in the 25-49 year old age group.

to 30th September 2017

Cumulative starts to NEA and business starts, by month of start to NEA, April 2011 to September 2017

Thousands



At a glance

Page

All starts to New Enterprise Allowance

3

There have been 207,660 starts to NEA and 111,540 businesses set up through the scheme since April 2011.

Main benefit of individuals starting NEA

4

Just over 1 in 3 of those starting NEA, in May 2017, were on a non-JSA benefit.

Characteristics of those on NEA

5

Over a third of those participating in NEA are women. Around 7 in 10 are aged 25-49.

Eligibility and phases of the scheme

10

The scheme is open to eligible claimants on JSA, ESA, IB, IS and UC.

Delivery since 2015

11

Changes in the delivery model from January 2015

Lead Statistician: Evita Sourì

Evita.Souri@dwp.gsi.gov.uk

DWP Press Office: 0203 267 5129

Thoughts? We welcome [feedback](#)

Published 20th December 2017

Next edition 28th March 2018

© Crown copyright

New Enterprise Allowance: Introduction

Participants receive access to a business mentor who provides them with guidance and support as they develop their business plan. **This is referred to as a start to NEA.**

Once a claimant has shown they have a viable Business Plan that demonstrates the business' sustainability potential, they are able to access financial aid alongside the business mentor continuing to provide support through the first six months of trading. **This is referred to as a business start.**

This financial aid consists of an allowance worth £1,274 over 26 weeks, paid at £65 a week for the first 13 weeks and £33 a week for a further 13 weeks. Participants may also be able to access a start-up loan, if required.

New Enterprise Allowance is available across Great Britain. It was initially rolled out in stages across 17 target districts between April and July 2011. Roll out across the remaining 20 districts was completed at the end of August 2011.

It was introduced for people 18 and over, claiming Jobseeker's Allowance (JSA) for 26 weeks or more. Since October 2012, however, JSA claimants could apply from day one of their claim.

From January 2015, starts to NEA have been supported by contracted providers and eligibility extended to include claimants of Employment and Support Allowance (ESA), Incapacity Benefit (IB), Income Support (IS) and some Universal Credit (UC) claimants.

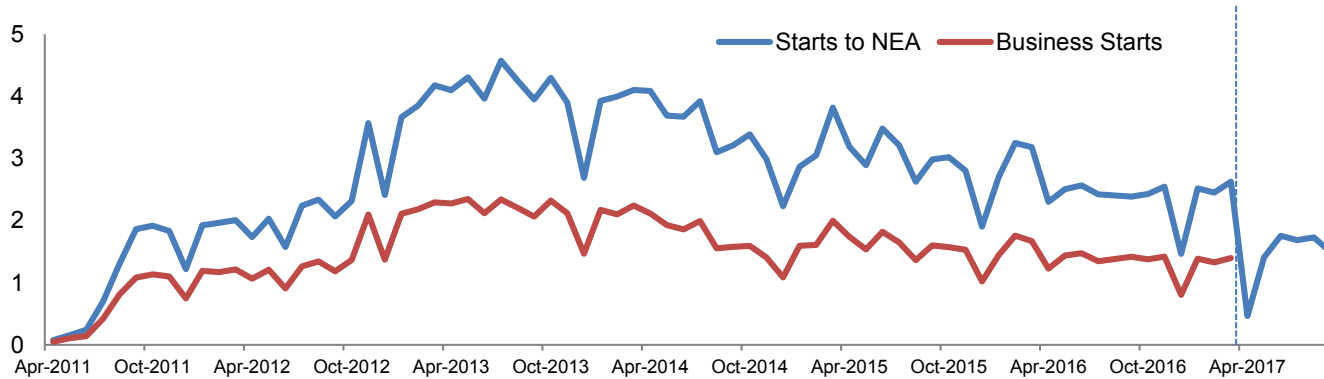
Since April 2017, eligible claimants wishing to start their own business are taking part in NEA phase 2. This new phase of the scheme involves a slightly different customer journey according to which claimants should first attend a Link Up: Start Up Workshop before moving on to start to NEA. NEA Phase 2 has been made available to a wider range of claimants including UC recipients with existing businesses whose earnings fall under their Minimum Income Floor.

Status of the statistics

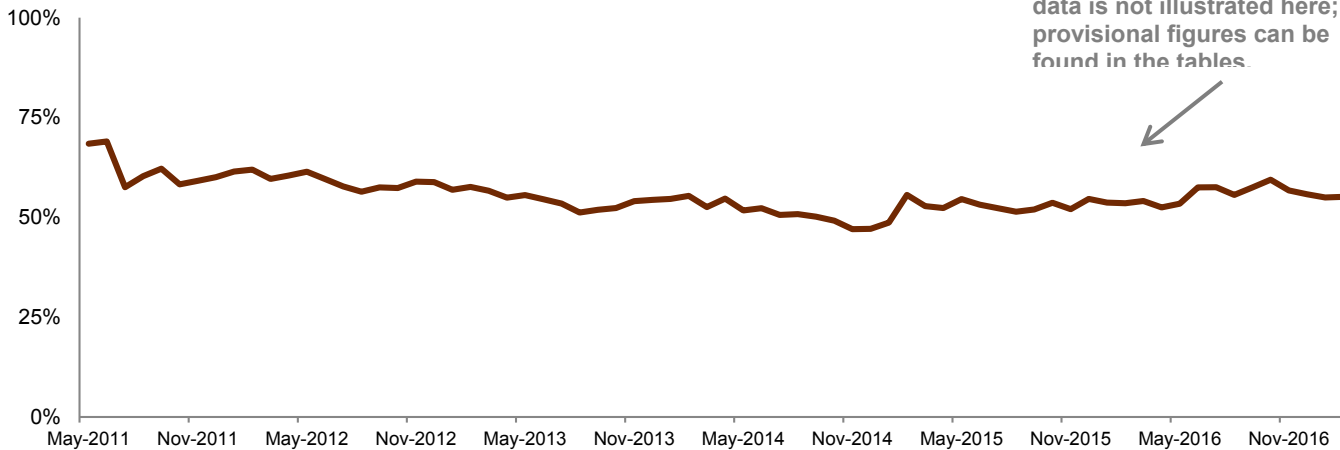
This document includes figures from April 2011 to September 2017 for the New Enterprise Allowance scheme. Prior to 2015, data was taken from the Labour Market System (LMS). Since January 2015, data has been taken from the Provider Referrals and Payments (PRaP) dataset. The November 2017 PRaP dataset has been used, with data taken up to the end of September 2017. The July 2017 National Benefit database has also been used.

All starts to New Enterprise Allowance

Number of starts and number of businesses set up, by month of start, April 2011 to September 2017¹
Thousands



Percentage of starts progressing to set up a business, by month of NEA start



Main findings

There have been **207,660 starts to NEA** and **111,540 businesses** set up through the scheme since April 2011.

Over the last year (October 2016 to September 2017), there have been **22,610 starts to NEA**; around 28% lower than the previous 12 month period.

This is set against a backdrop of a falling unemployment level over this time.

56% of NEA starts in the twelve months to March 2017 have progressed to set up a business.

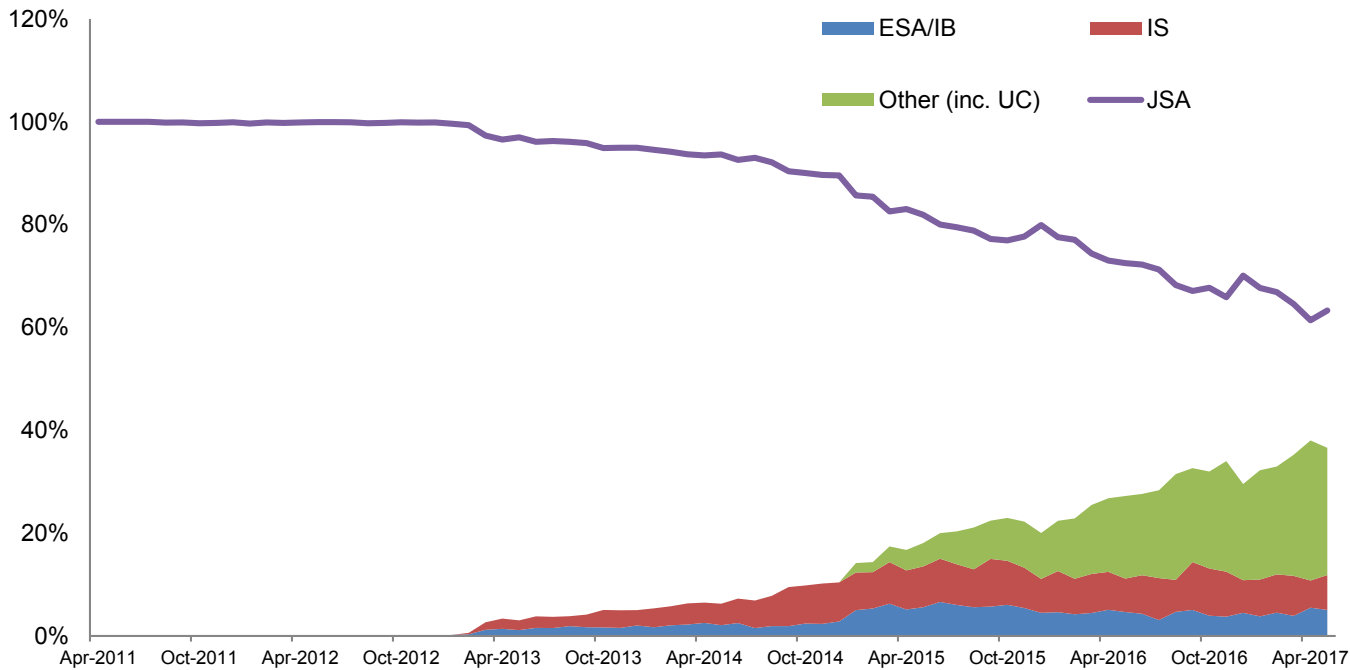
A time lag is expected in the data as participants may take up to 6 months after starting on NEA, to develop their business plan and set up their business. For example, only a very small number of those who started NEA in April 2017 will have moved on to set up their business in the same month.

It is possible that people will participate more than once on NEA. Since April 2011, **201,450 individuals** have started on the scheme and up to September 2017 **109,940 individuals (55%)**, have progressed to set up a business. Pages 5 to 6 set out some of the characteristics of these individuals.

¹ Data on business starts go up to March 2017 as a result of the lag between individuals starting on NEA and setting up their business. Provisional figures for the last four months of business starts can be found in the accompanying tables.

Main benefit of individuals starting New Enterprise Allowance

Percentage of individuals starting NEA on JSA and non-JSA benefits, April 2011 to May 2017*



*Chart does not include benefit status for just over 2k individuals where the benefit status is not known.

Main findings

Initially, New Enterprise Allowance was only available to JSA claimants. It has since been gradually rolled out to ESA/IB, IS and UC Claimants. Further explanation of the history of this roll-out, can be found in the, 'Eligibility and Phases of NEA' section on page 10.

There is a time lag in being able to match NEA starts to the national benefits database which means the data in this chart can only be taken up to May 2017. Of those starting on NEA in May 2017 where the benefit status is known, around **63% were on JSA with a further 5% on ESA and 7% on IS, with around 25% on other benefits (including those on UC).**

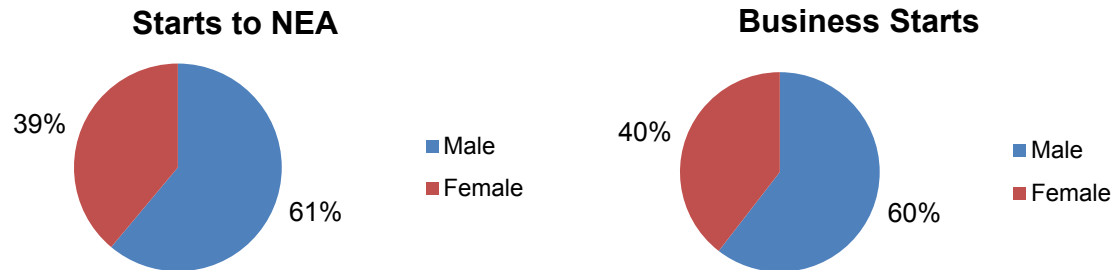
The chart illustrates the benefits that individuals were on when they first started on the NEA scheme. Hence, it shows the earliest start date for those who may have started on the scheme more than once.

Universal Credit is being rolled out nationwide, and will eventually replace all non-contributory out of work benefits, including Jobseeker's Allowance, Employment and Support Allowance and Income Support.

It is expected that when Universal Credit roll-out has been completed, the majority of people will claim UC before they take part in New Enterprise Allowance. While some UC claimants are in-work, but require in-work financial aid, the NEA scheme, is only available to those UC claimants who are not in employment, education or training. Phase 2 of the scheme has been made available to a wider range of claimants, including UC recipients with existing businesses. NEA Starts for this group of claimants are reported, separately, within this publication.

Characteristics of those on New Enterprise Allowance

Around 78,000 of those starting on NEA are women
 Percentage, by gender



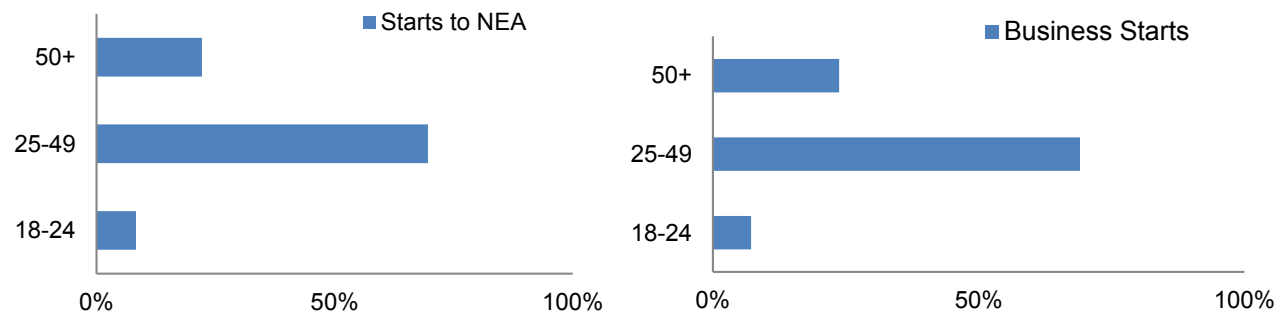
Main findings

Out of the people who **started on NEA**, **77,830 are women** (39% of all starts) and **43,610** amongst them (40% of all business starts) have progressed to **set up a business**.

This is comparable to average JSA caseload figures covering the period between January 2013 and May 2017; 37% for females and 63% for males.

Men and women are equally likely to set up a business when starting NEA (i.e. around 56% of women move on to set up a business vs. 54% of men).

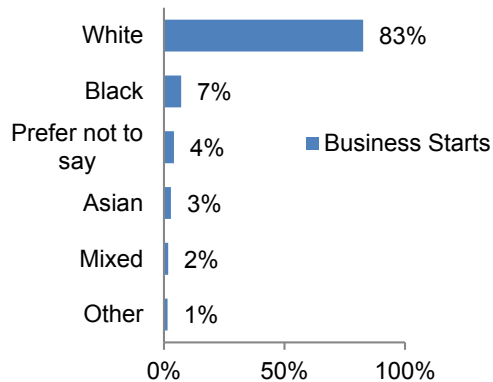
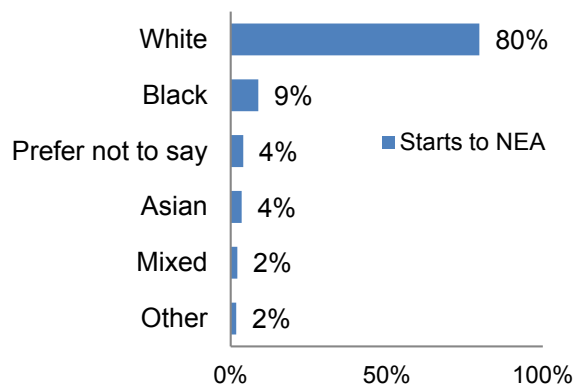
Around 7 out of 10 of those starting on NEA are aged 25-49
 Percentage, by age group



The largest number of those on NEA is in the 25-49 year old age range, with **139,080 individuals starting NEA** in this age group.

Around 1 in 6 of those starting on NEA come from ethnic minorities

Percentage, by ethnicity²



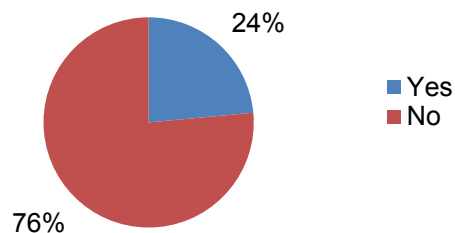
Main findings

158,870 (80%) of those who started the scheme have identified as white, with a further 16% from ethnic minorities and 4% where ethnicity was not identified.

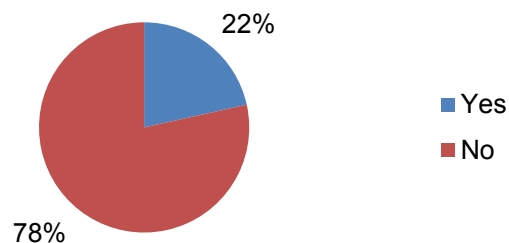
Around 1 in 4 people started on NEA have a self-declared disability

Percentage, by self-declared disability

Starts to NEA



Business Starts

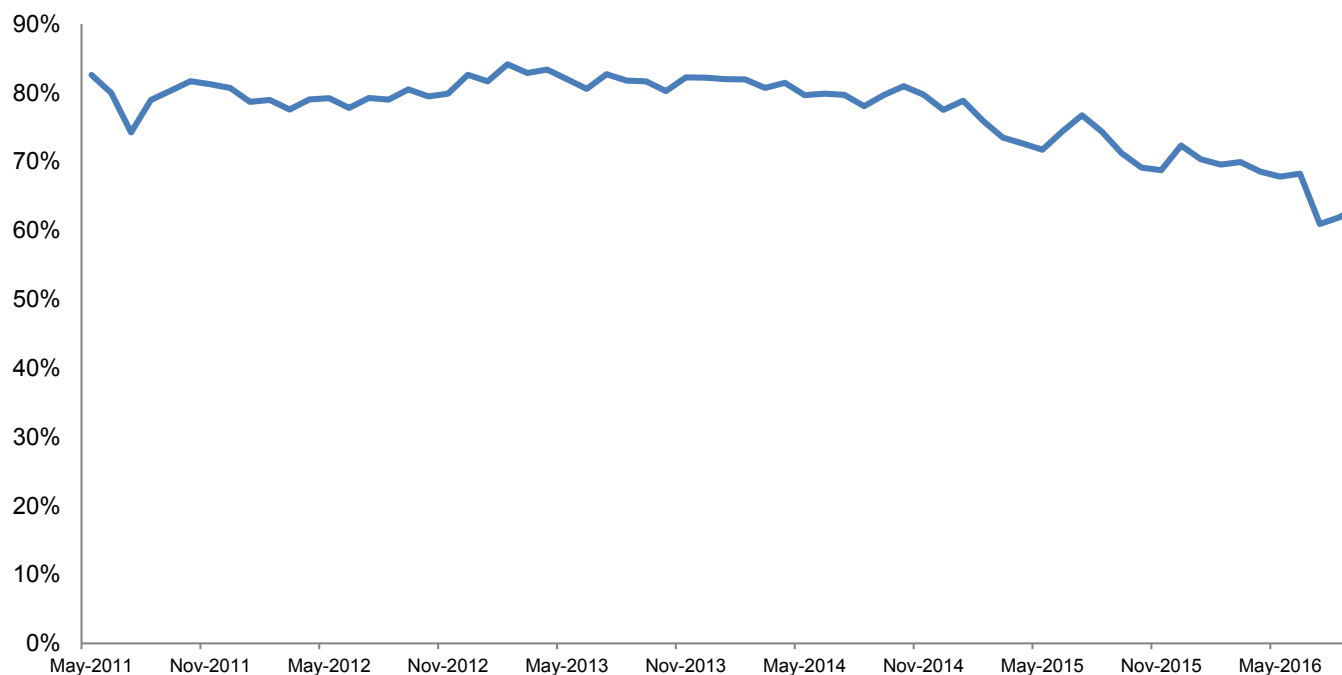


Of those starting on NEA **47,560** had a self-declared disability, with **23,920** of these progressing to set up a business.

² Numbers may not sum due to rounding.

Percentage of individuals off benefit continuously, for 26 weeks following the business start.

Percentage by month of earliest business start on NEA, April 2011³ to December 2016



Main findings

When tracking participants for 26 weeks (6 months), after business start, we looked at those who were off benefit continuously (all 26 weeks, without a break).

Overall, since the start of the scheme, the average proportion of NEA participants who were **off benefit for 26 weeks continuously was around 77%**.

In the last year for which data is available (up to December 2016) there is a decreasing trend in the percentage of individuals who remained off – benefit for 26 weeks, following a business start. This reduction is partly due to the fact that more and more starts to NEA are coming from Universal Credit claimants, who can remain on benefit after they start trading.

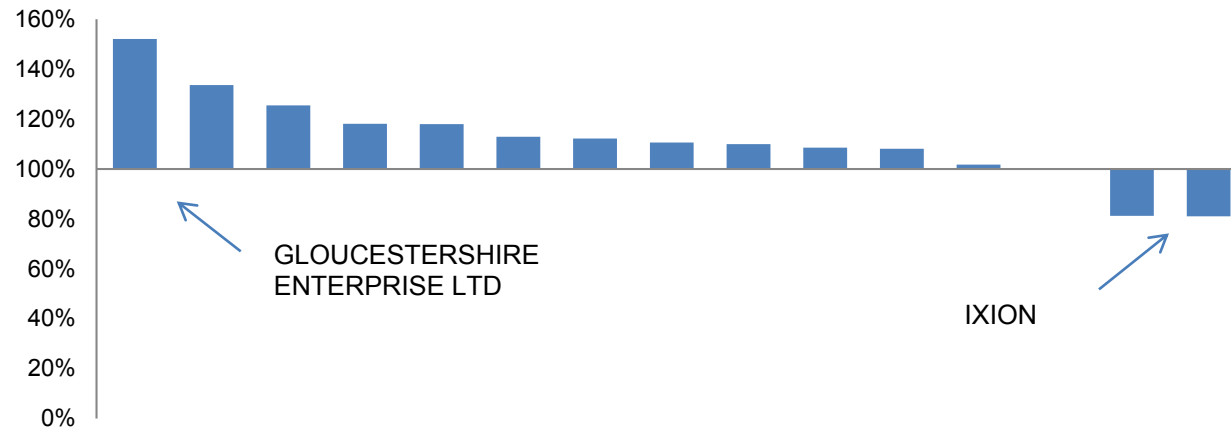
Information on benefits from the National Benefits Database is only available up to May 2017; therefore data for participants who started their businesses since January 2017 and off benefit continuously for 26 weeks is not yet available.

³ April-2011 is being excluded from this chart due to low number of data. The first complete month of data is May-2011.

New Enterprise Allowance: contractual performance

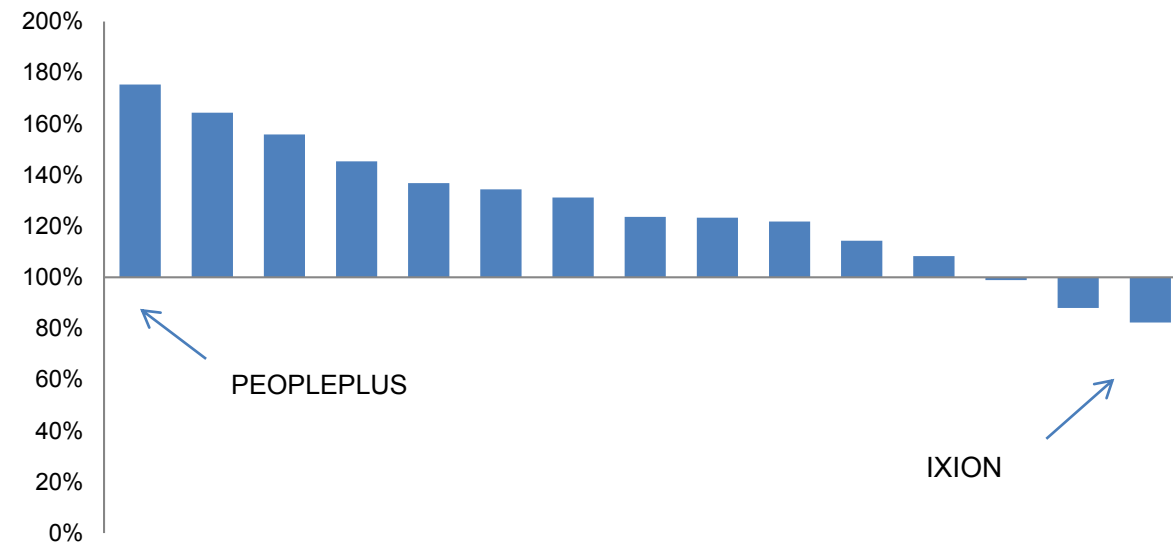
Business Start Contractual Performance

Actual performance as percentage of expected performance in the last 12 months, by contract



26 weeks trading Contractual Performance

Actual performance as percentage of expected performance in the last 12 months, by contract



Main findings

The NEA contractual performance data is for the period October 2016 to September 2017 and only includes starts under NEA Phase 1 – as there has not been sufficient time to track 26 weeks of trading outcomes for starts under phase 2 of the scheme.

The NEA scheme is delivered by 8 providers operating in 15 contract package areas (CPAs). On the 1st of April 2016 the NEA mentoring programme was extended in 13 CPAs. NEA contracts were not extended for LearnDirect in CPA3 and Wise Group in CPA11 and therefore their NEA mentoring Services Contract ended, as agreed, on the 31st December 2016. For this reason their performance is not ranked against the other CPAs' performance levels. From April 2016 two new contracts started with the programme; CPA3a "PeoplePlus" and CPA11a "PeoplePlus".

The providers have an expected performance level. Actual performance is measured against this expected performance level and is presented in these charts. The performance shown is rolling 12 months actual performance against the expected performance level.

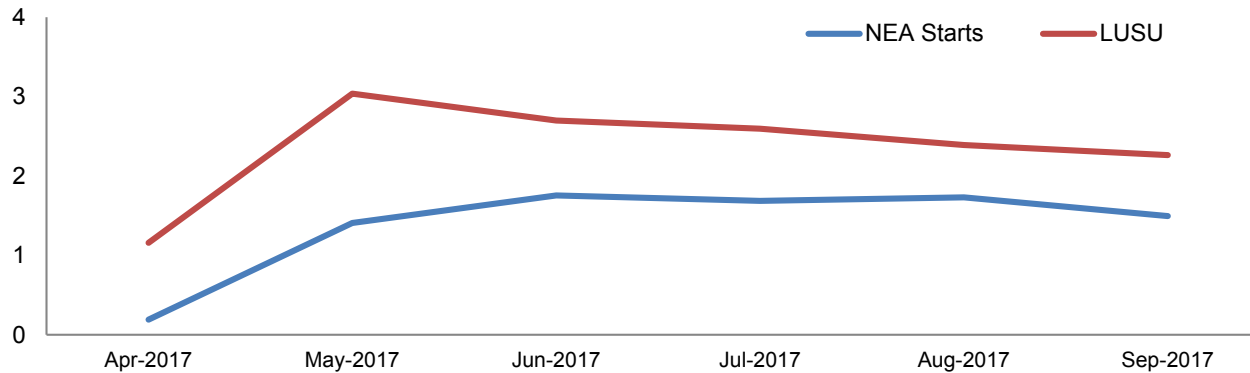
Over the period October 2016 to September 2017, 13 contracts met their expected number of trading starts. In total, over the period, the number of trading starts was 13,190 against an expectation of 12,130.

Over the same period, 12 contracts met their expected number of 26 week trading outcomes. In total, between October 2016 and September 2017, the number of 26 week trading outcomes was 13,020 against an expectation of 10,890.

NEA Phase 2: Starts from April 2017 to September 2017

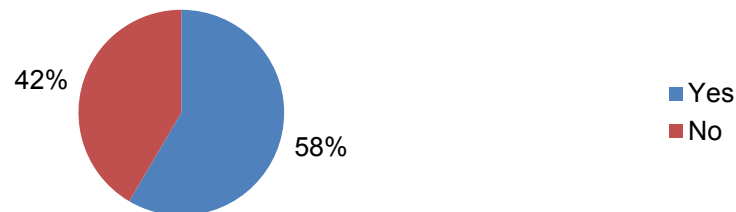
Number of link up: start up (LUSU) workshops and number of NEA Starts, by month of start, April 2017 to September 2017⁴

Thousands



Over half of link up: start up (LUSU) workshops attendances resulted in starts to NEA⁵

Percentage, by NEA Start



⁴ NEA Stats exclude starts from UC claimants with existing businesses.

⁵ LUSU figures refer to number of attendances rather than numbers of individual attendees.

Main Findings

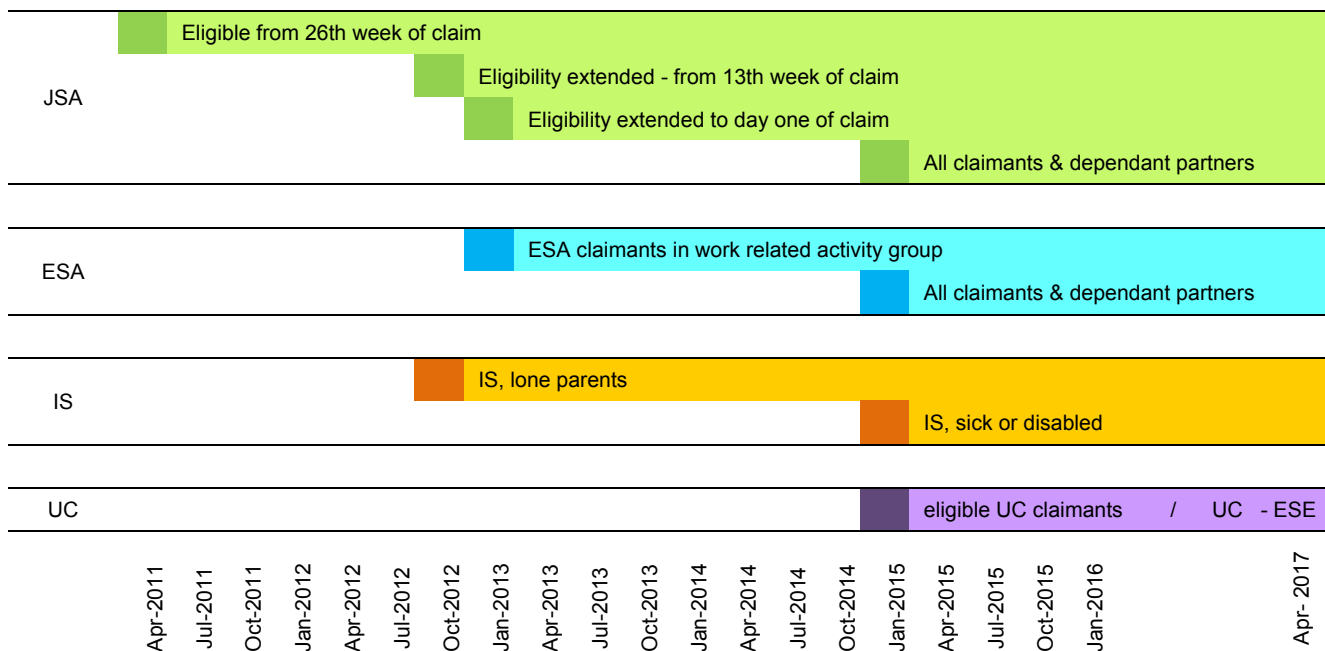
Over the period, April 2017 to September 2017, **14,140 LUSU** starts were reported, followed by **8,270 NEA Starts**.

NEA Phase 2 includes an additional category of eligible claimants; UC recipients with existing businesses whose earnings fall under their Minimum Income Floor.

Number of starts under this category is made available through the current release (please see the data supporting document) but due to limited time series data, we are unable to publish performance measurements.

Eligibility for New Enterprise Allowance

Over time, many more participants are eligible for the scheme
 A timeline demonstrating month of introduction for changes in eligibility of the scheme



Initially, NEA was only introduced for JSA Claimants after 26 weeks of claiming.

From October 2012, eligible claimants were able to participate from day one of their claim.

As of January 2015, eligibility was expanded to cover all claimants in receipt of Jobseeker's Allowance and Income Support, Employment and Support Allowance in the Work Related Activity Group, and UC claimants who are not in employment, education or training.

NEA Phase 2, launched in April 2017, includes an additional category of eligible claimants; UC recipients with existing businesses whose earnings fall under their Minimum Income Floor.

From **January 2015** new starts to NEA have been delivered by contracted providers. The way data is collected for these official statistics has changed to reflect this; data for starts prior to January 2015 is taken from the Labour Market System and data for starts since January 2015 taken from the Provider Referral and Payment (PRaP) system.

For starts prior to January 2015 a **start to NEA** is defined as the date the claimant first met with their business mentor. For starts since January 2015, a **start to NEA** is defined as the date the provider accepted the claimant on the programme. These starts have previously been recorded in the Official Statistics as "mentor starts".

For starts prior to January 2015, a **business start** is recorded when the claimant begins claiming the weekly allowance. For starts since January 2015, a **business start** is recorded when the claimant starts trading.

NEA delivery

Role of the Provider

Jobcentre Plus will inform those eligible about the NEA Mentoring Scheme

For new business starts, the JCP Adviser will make a referral to the Link-up: Start-up (LUSU) workshop which will create a referral in the Provider referrals and payment (PRaP) System. If, having attended the LUSU, the claimant wishes to pursue self-employment, the JCP Advisor will make a referral to the core NEA scheme. The provider then can accept or reject the referral.

For new business starts, providers conduct an initial assessment within 10 working days of referral date in order to assess if participant has a viable business plan with a reasonable chance of success. Providers notify Job Centre Plus via the PRaP system within 15 working days of the referral. The outcome of the initial assessment is also notified to the Jobcentre Plus Work Coach on a NEA1/UCNEA1 form within 2 working days of the initial assessment. The provider also completes an ESF1420 form with the participant as part of the assessment process and this must be sent electronically to DWP within 10 working days of the participant signing it.

For Universal Credit Existing Self-Employed, the JCP Adviser will make a referral for an initial assessment, which the provider then can accept or reject. For Universal Credit Existing Self Employed starts, providers conduct an initial assessment within 10 working days of referral date in order to assess if participant will benefit from the support of the NEA Phase 2, where the business has potential to grow, become more efficient and more profitable. The aim is to improve the business earnings to reach a level up to or above their Minimum Income Floor (MIF) over the 12 month/52 week mentoring period. Providers notify Job Centre Plus via the PRaP system within 15 working days of the referral. The outcome of the initial assessment is also notified to the Jobcentre Plus Work Coach on a UCNEA1 form within 2 working days of the initial assessment. This part of the provision is not ESF match funded so there is no ESF paperwork to complete.

Providers assign a business mentor who assists the participant to develop a business plan (or a Business Development and Growth Plan, for UC FS existing self-employed participants). For the participant with actively seeking work in their conditionality, this is replaced with participants must make full commitment to the NEA mentoring scheme.

Participants submit business plans for consideration; if approved participants proceed to trading (or for those existing self-employed participants, receive help to grow their business). At this stage, participants who are not claiming UC are no longer eligible for out of work benefits. In order to support the participants, the business mentor continues to support the participant for the first 12 months. New business start participants are also eligible for the NEA financial support which is administered by Job Centre Plus. The allowance element of NEA is paid weekly at £65 for the first 13 weeks of trading followed by £33 for the remaining 13 weeks. Providers must also ensure participants are informed of start-up loans provided by the Department for Business, Innovation and Skills in order to access additional start-up capital (this is for new business cases only).

The delivery model for NEA changed in April 2017

New Enterprise Allowance is delivered by private providers on behalf of the Secretary of State for Work and Pensions. Providers compete via competitive tender, and contracts are awarded regionally. DWP assesses these contracts in order to ensure value for public funds is met.

About these statistics

These official statistics have been compiled using data from:

- Labour Market System (LMS) Opportunities Dataset, June 2016
- Provider Referral and Payment System (PRaP), November 2017.

Where to find out more

This document and the summary tables can be found here: <https://www.gov.uk/government/statistics/new-enterprise-allowance-april-2011-to-september-2017>

Older releases can be found here but please note that figures are subject to change. <https://www.gov.uk/government/collections/pre-work-programme-and-get-britain-working>.

A more detailed background note provides information on the New Enterprise Allowance programme and the statistics we publish on it: <https://www.gov.uk/government/publications/new-enterprise-allowance-statistics-background-information-note>