

# Royal Navy and Royal Marines Monthly Personnel Situation Report for 1 October 2017



Ministry of Defence

(Published 16 November 2017)

## Statistical Release

Issued by:  
Defence Statistics

The statistician responsible for this report is the Defence Statistics (Navy) Head of Branch.  
Email:  
[Defstrat-stat-navy-hd@mod.uk](mailto:Defstrat-stat-navy-hd@mod.uk)

If you would like to be informed by email of updates to this publication please subscribe via email:  
[Defstrat-stat-Navy@mod.uk](mailto:Defstrat-stat-Navy@mod.uk)

We welcome feedback, comments and queries on this report. Please contact us on the above email

The Background Quality Report for this publication can be found at:  
[Background Quality Report](#)

## Links to other publications which may be of interest

[UK Armed Forces Monthly Personnel Statistics](#) This publication provides information on the number of Military Personnel in (defined as the strength), joining (intake) and leaving (outflow) the UK Armed Forces. Detail is provided for both the Full-time Armed Forces and Reserves

[Royal Navy Quarterly Pocket Brief](#)  
This quarterly publication contains information on strengths, requirements, intakes and outflows from the Royal Navy service

Following a [public consultation](#) on changes to the MOD's personnel statistics, production of the Royal Navy and Royal Marines monthly personnel statistics and quarterly pocket brief has now ceased. This is the final publication. Top level Royal Navy and Royal Marines strength breakdowns previously provided in this publication will instead be included in quarterly personnel statistics.

This publication is a monthly report providing information on the number of Royal Navy and Royal Marine personnel joining and leaving the Regular service. It also shows the strengths of the Regular and Full Time Reserves Service (FTRS) Royal Navy and Royal Marines by rank and Length of Service. This publication is complemented by the [Royal Navy Quarterly Pocket Brief](#) which also shows breakdown of ethnicity in the RN/RM, Army and RAF.

**Information about some of the tables used in this report** The Royal Marine Aircrew-men are included with Warfare (Air); Royal Marine Medical Assistants are included with Medical. Where an RM/RN total split is given they are included with the RM. Warfare Officers include Royal Marine pilots. From August 2015 Communication and Information Specialists are now counted towards Engineer Technician (Weapon Engineer) having moved from Warfare branch. This has implications for tables 1a, 9b, 10b and 12b. FTRS are only included in table 1, unless otherwise stated.

**Voluntary Outflow (VO)** Voluntary Outflow exit rates are calculated using the 12 month total VO divided by the average strength, which is calculated using a 12 month centered rolling average. This centres the data and gets a midpoint month. 13 months of strengths are used, starting mid-way through one month and ending mid-way through the same month a year later. This way the moving average VO rate falls on a specific month rather than being in between months.

## **Key points for October 2017**

### **Strengths**

- The trained regular strength of the RN/RM including FTRS Regulars was 29,280 giving a deficit of 3.5% against the liability as shown in Table 1a.
- The trained regular strength excluding FTRS regulars was 28,930, a decrease of 150 from the previous month, also shown in Table 1a.

### **Outflows**

- The total outflow from the trained regular strength excluding FTRS, was 2,480 in the 12 months to 1 October 2017, made up of 390 Officers and 2,090 Ratings as shown in Tables 9a and 9b.

# Royal Navy and Royal Marines Monthly Personnel Situation Report - Contents List

## [Summary of NATO Ranks](#)

## [Glossary of Terms and Definitions used within this publication](#)

## [Revisions](#)

## [Data Sources](#)

## [Data Issues - Strengths and Weaknesses](#)

## [Rounding Policy](#)

## [Liability](#)

## [Feedback](#)

### **Current and Historic Trained Strengths**

- 1a. Trained strengths and liability
- 1b. Summary of RN/RM strengths by service and arm
- 1c. Graph of historic Trained Regular strengths and liability by Quarter
- 1d. Graph of recent Trained Regular strengths and liability by Month

### **Trained strengths by Branch, Specialisation and Arm**

- 2a. Trained Regular Officer strengths and liability by Branch, Specialisation and Arm
- 2b. Trained Regular Ratings strengths and liability by Branch, Specialisation and Arm
- 2c. FTRS Officers (Regular and Non Regular) strengths by Branch, Specialisation and Arm
- 2d. FTRS Ratings (Regular and Non Regular) strengths by Branch, Specialisation and Arm

### **Trained Regular strengths by Branch and Paid Rank**

- 3a. Trained Regular Officer strengths and liability by Branch and Paid Rank
- 3b. Trained Regular Ratings strengths and liability by Branch and Paid Rank
- 3c. Graphs of Trained Regular Officer surplus/deficit by Paid Rank
- 3d. Graphs of Trained Regular Ratings surplus/deficit by Paid Rank
- 3e. FTRS Officer (Regular and Non Regular) strengths by Branch and Paid Rank
- 3f. FTRS Ratings (Regular and Non Regular) strengths by Branch and Paid Rank

### **Trained Regular strengths by Branch Specialisation, Arm and Paid Rank**

- 4a. (GS) Trained Regular Officer General Service strengths by Branch, Specialisation, Arm and Paid Rank
- 4a. (SM) Trained Regular Officer Submarine strengths by Branch, Specialisation, Arm and Paid Rank
- 4a. (FAA) Trained Regular Officer Fleet Air Arm Branch, Specialisation, Arm and Paid Rank
- 4b. (GS) Trained Regular Ratings General Service strengths by Branch, Specialisation, Arm and Paid Rank
- 4b. (SM) Trained Regular Ratings Submarine strengths by Branch, Specialisation, Arm and Paid Rank
- 4b. (FAA) Trained Regular Ratings Fleet Air Arm strengths by Branch, Specialisation, Arm and Paid Rank

### **Untrained Regular strengths by branch and Paid Rank**

- 5a. Untrained Regular Officer strengths by Branch and Paid Rank
- 5b. Untrained Regular Ratings strengths by Branch and Paid Rank

### **Trained Regular strengths by Top Level Budget (TLB) and Paid Rank**

- 6a. Trained Regular strength by TLB and Paid Rank

### **Trained Regular length of service (LoS)**

- 7a. Trained Regular length of service by rank
- 7b. Graph of Trained Regular Officer length of service by paid rank split by RN and RM
- 7c. Graph of Trained Regular Rating length of service by paid rank split by RN and RM

### **Trained Regular outflow**

- 9a. Trained Regular Officer outflow
- 9b. Trained Regular Rating outflow

### **Trained Regular Voluntary Outflow**

- 10a. Trained Regular Officer voluntary outflow exits by Paid Rank
- 10b. Trained Regular Rating voluntary outflow exits by Paid Rank

### **Trained regular promotion to Substantive Rank**

- 11a. Trained Regular Officer promotions to Substantive Rank
- 11b. Trained Regular Ratings promotions to Substantive Rank

### **Gains to the Trained Strength (GTS)**

- 12a. Gains to the Officer Trained strength by Branch
- 12b. Gains to the Ratings trained strength by Branch and Specialisation

### **Trained Intake from 'Civil Life' or 'Another Service'**

- 13a. Trained intake to the regular service

## Summary of NATO Ranks

Officers				
NATO Rank	Royal Navy	Royal Marines	Army	RAF
OF10	Admiral of The Fleet	N/A	Field Marshal	Marshal of the RAF
OF9	Admiral of The Fleet	General	General	Air Chief Marshal
OF8	Vice Admiral	Lieutenant General	Lt – General	Air Marshal
OF7	Rear Admiral	Major General	Major General	Air Vice Marshal
OF6	Commodore	Brigadier	Brigadier	Air Commodore
OF5	Captain	Colonel	Colonel	Group Captain
OF4	Commander	Lt Colonel	Lt Colonel	Wing Commander
OF3	Lieutenant Commander	Major	Major	Squadron Leader
OF2	Lieutenant	Captain	Captain	Flight Lieutenant
OF1	Sub-Lieutenant	Lieutenant / 2 <sup>nd</sup> Lieutenant	Lieutenant / 2 <sup>nd</sup> Lieutenant	Flying Officer / Pilot Officer
OFD	Officer Designate	Officer Designate	N/A	N/A

Ratings				
NATO Rank	Royal Navy	Royal Marines	Army	RAF
OR9	Warrant Officer 1	Warrant Officer 1	Warrant Officer 1	Warrant Officer
OR8	Warrant Officer 2	Warrant Officer 2	Warrant Officer 2	N/A
OR7	Chief Petty Officer	Colour Sergeant	Staff Sergeant	Flight Sergeant
OR6	Petty Officer	Sergeant	Sergeant	Sergeant
OR5	N/A	N/A	N/A	N/A
OR4	Leading Rate	Corporal	Corporal	Corporal
OR3	N/A	Lance Corporal	Lance Corporal	N/A
OR2	Able Rate	Marine (1 <sup>st</sup> Class)	Private	JT/LAC/SAC/AC
OR1*	Ordinary Rate / Junior	Marine (2 <sup>nd</sup> Class) / Junior	N/A	N/A

\* Now obsolete

## Glossary of Terms and Specialisations used within this publication

Term	Definition
Officer	An officer is a member of the Armed Forces holding the Queen's Commission to lead and command elements of the forces. Officers form the middle and senior management of the Armed Forces. This includes ranks from Sub-Lt/2nd Lt/Pilot Officer up to Admiral of the Fleet/Field Marshal/Marshal of the Royal Air Force, but excludes Non-Commissioned Officers
Other Ranks / Ratings	Other Ranks are members of the Royal Marines who are not Officers (but Other Ranks do include Non-Commissioned Officers). The equivalent group in the Royal Navy is known as "Ratings".
Ministry of Defence	The Ministry of Defence (MOD) is the United Kingdom government department responsible for the development and implementation of government defence policy and is the headquarters of the UK Armed Forces. The principal objective of the MOD is to defend the United Kingdom and its interests. The MOD also manages day to day running of the armed forces, contingency planning and defence procurement.
RNR	Royal Naval Reserve is the Volunteer Reserve element of the Royal Navy. Together with the Royal Marine Reserve they make up the <b>Maritime Reserve</b> .
RMR	Royal Marine Reserve is the Volunteer Reserve element of the Royal Marines. Together with the Royal Naval Reserve they make up the <b>Maritime Reserve</b> .
Maritime Reserve	Is the Volunteer Reserve element of the Naval Service that count towards the Future Reserve 2020 (FR20) programme. They comprise the Royal Naval Reserve and the Royal Marine Reserve and include mobilised and High Readiness Maritime Reserve personnel, plus Maritime Reserve personnel serving on FTRS and ADC contracts. The FR20 Trained Strength target for the Maritime Reserve is 3,100.
FTRS	<b>FTRS (Full-Time Reserve Service)</b> are personnel who fill Service posts for a set period on a full-time basis (this is different from mobilisation) while being a member of one of the Reserve Forces, either as an ex-regular or as a volunteer.  Each Service uses FTRS personnel differently. The Naval Service predominantly uses FTRS to backfill gapped regular posts. However, they do have a small number of FTRS personnel that are not deployable for operations overseas.
FTRS Regular	FTRS Personnel counted against the Regular Liability
FTRS Non Regular	FTRS Personnel not counted against the Regular Liability
Transfer Trainees	Trained Personnel undergoing further training in an alternative discipline
GS	General Service - Surface Fleet
SM	Submarine Service

FAA	Fleet Air Arm – The Royal Navy’s Aviation branch.
VO	Voluntary Outflow - all voluntarily generated exits from trained personnel
TX	Time Expiry - personnel who leave service at the end of their engagement
OW	Other Wastage - outflow from trained strength due to a number of reasons, including (but not limited to) disciplinary, death, medical
JPA	Joint Personnel Administration: the system used by the Armed Forces to deal with matters of pay, leave and other personnel administrative tasks. JPA replaced the Naval Service IT system in November 2006
QARNNS	Queen Alexandra’s Royal Naval Nursing Service - the Nursing branch of the Royal Navy which work alongside the Royal Navy Medical branch
Strength	The number of personnel (for each Service, strength is partially determined by its requirement)
Trained Strength	Comprises military personnel who have completed Phase 1 and Phase 2 training: Phase 1 training includes all new entry training to provide basic military skills Phase 2 training includes initial individual specialisation, sub-specialisation and technical training following Phase 1 training prior to joining the trained strength
Untrained Strength	Comprises military personnel who have yet to complete Phase 2 training

**Outflow Tables 9a, 9b, 10a, 10b**

The outflow tables presented in this report give a true reflection of the number of service personnel who have left the Royal Navy or the Royal Marines. Where a breakdown of outflow by branch is given, Royal Marine Aircrew-men are included with Warfare (Air) and Royal Marine Medical Assistants are included with Medical. Warfare Officers include Royal Marine pilots. The figures at the top of each of the tables show how many personnel have left the Royal Navy or the Royal Marines in total and therefore in these data they are included with the Royal Marines.

The very top line of each table shows the sum of the exits from the Royal Navy and the Royal Marines. As a result, this total figure includes the number of people who have transferred between the Royal Navy and Royal Marines. The UK Armed Forces Monthly Personnel Statistics, produced by Defence Statistics (Tri Service) reports on the total number of outflows from each of the three services (Royal Navy and Royal Marines are reported together as a single service) in tables 5c and 5d. Since the Tri Service report does not include transfers between the Royal Navy and the other services, the figures reported will differ between the two publications, with the UK Armed Forces Monthly Personnel Statistics indicating a lower number of outflows.

## Background Information

### Revisions

Corrections to the published statistics will be made if errors are found, or if figures change as a result of improvements to methodology or changes to definitions. When making corrections, we will follow the Ministry of Defence [Statistics Revisions and Corrections Policy](#). All corrected figures will be identified by the symbol “r”, and an explanation will be given of the reason for and size of the revision. Corrections which would have a significant impact on the utility of the statistics will be corrected as soon as possible, by reissuing the publication. Minor errors will also be corrected, but for convenience these corrections may be timed to coincide with the next release of the publication.

### Data Sources

Royal Navy/ Royal Marines statistics prior to March 2006 are compiled from pay records held by the Service Personnel and Veterans Agency (SPVA, formerly the Armed Forces Personnel Administration Agency). In March 2006 the transfer of all Regular Service personnel records to the Joint Personnel Administration (JPA) system began. Statistics are compiled from JPA for the Royal Navy/ Royal Marines from November 2006.

### Rounding Policy

All totals are rounded as a means of disclosure control and to improve the clarity of outputs, therefore totals may not equal the sum of their parts. All numbers are rounded to the nearest 10 with numbers ending in 5 rounded to the nearest multiple of 20 to avoid bias. Numbers that would be rounded to 0 are represented by ‘~’.

### Liability

Liability is also known as requirement. The liability used in this publication is taken from the Planning Liability PL 2-17, scaled to Defence Planning Liability 2017.

**Feedback**

At Defence Statistics we welcome feedback on our statistical products, if you have any comments or questions about this publication or about the statistics produced by Defence Statistics in general, please contact us as follows:

Contact: **Defence Statistics**

Email: [DefStrat-Stat-Navy@mod.uk](mailto:DefStrat-Stat-Navy@mod.uk)

Visit our website: [www.gov.uk/organisations/ministry-of-defence/about/statistics](http://www.gov.uk/organisations/ministry-of-defence/about/statistics)



## Royal Navy and Royal Marines Trained Strengths and Liability

	Apr-13	Apr-14	Apr-15	Apr-16
RN/RM Regulars	31,280	30,310	29,800	29,400
FTRS "Regulars" *	150	200	250	310
FTRS "Non-Regulars" *	250	300	350	380

	Apr-17	May-17	Jun-17	Jul-17	Aug-17	Sep-17	Oct-17
	29,260	29,100	29,120	29,140	29,170	29,080	28,930
	320	330	320	330	330	340	350
	460	460	460	460	460	460	460

Total	RN/RM Strength	31,420	30,510	30,060	29,700
Royal Navy		24,430	23,260	22,790	22,510
Royal Marines		6,850	7,050	7,020	6,880
FTRS "Regulars" *		150	200	250	310
Liability		30,530	30,340	30,280	30,100
Regular Surplus/Deficit		750	-40	-480	-700
Regular Surplus/Deficit (%)		2.4%	-0.1%	-1.6%	-2.3%
Total Surplus/Deficit		890	160	-230	-400
Total Surplus/Deficit (%)		2.9%	0.5%	-0.7%	-1.3%

	29,580	29,430	29,440	29,460	29,500	29,420	29,280
	22,520	22,410	22,440	22,490	22,530	22,470	22,400
	6,750	6,690	6,680	6,650	6,640	6,620	6,530
	320	330	320	330	330	340	350
	30,250	30,270	30,280	30,300	30,320	30,330	30,350
	-990	-1,160	-1,170	-1,160	-1,150	-1,250	-1,420
	-3.3%	-3.8%	-3.9%	-3.8%	-3.8%	-4.1%	-4.7%
	-660	-840	-840	-840	-820	-910	-1,070
	-2.2%	-2.8%	-2.8%	-2.8%	-2.7%	-3.0%	-3.5%

Officers	6,240	6,100	6,000	5,920
Royal Navy	5,400	5,250	5,150	5,040
Royal Marines General Service	750	750	750	750
Royal Marines Band Service	10	10	10	10
Transfer Trainees	10	10	10	10
FTRS "Regulars" *	60	80	80	100
Liability	5,810	5,850	5,950	5,940
Surplus/Deficit	420	240	60	-20
Surplus/Deficit (%)	7.3%	4.1%	1.0%	-0.3%

	5,930	5,910	5,900	5,920	5,900	5,890	5,860
	5,040	5,020	5,020	5,040	5,020	5,010	4,980
	750	750	740	740	740	730	730
	10	10	10	10	10	10	10
	20	20	20	20	20	20	20
	110	110	110	110	110	120	120
	5,900	5,910	5,920	5,920	5,930	5,930	5,940
	30	-	-10	-	-30	-40	-80
	0.5%	0.0%	-0.2%	0.0%	-0.5%	-0.7%	-1.3%

Ratings	25,190	24,410	24,050	23,780
Warfare (General Service)	4,720	4,480	4,450	3,840
Warfare (Submarine)	790	760	780	570
Warfare (Air)	730	690	690	660
Engineering (General Service)	4,100	3,740	3,540	4,230
Engineering (Submarine)	2,060	1,970	1,920	2,070
Engineering (Air)	3,110	3,030	2,970	2,880
Logistics	2,680	2,630	2,560	2,480
Medical	920	900	890	880
Royal Marines General Service	5,630	5,720	5,700	5,590
Royal Marines Band Service	340	340	340	340
FTRS "Regulars" *	90	120	170	210
Unknown	-	-	-	-
Transfer Trainees	30	30	40	40
Liability	24,720	24,490	24,340	24,160
Surplus/Deficit	470	-80	-280	-380
Surplus/Deficit (%)	1.9%	-0.3%	-1.2%	-1.6%

	23,650	23,520	23,530	23,540	23,600	23,530	23,420
	3,850	3,820	3,830	3,820	3,840	3,840	3,860
	560	560	570	560	560	560	560
	650	650	660	660	660	650	650
	4,330	4,280	4,270	4,300	4,340	4,320	4,310
	2,090	2,100	2,120	2,130	2,130	2,120	2,100
	2,810	2,790	2,770	2,780	2,790	2,780	2,780
	2,440	2,430	2,440	2,440	2,450	2,440	2,420
	840	840	840	830	830	830	830
	5,460	5,410	5,400	5,380	5,380	5,360	5,270
	340	340	340	340	340	340	350
	210	210	210	210	210	220	220
	-	-	-	-	-	-	-
	80	80	80	80	70	70	70
	24,350	24,360	24,370	24,380	24,390	24,400	24,410
	-700	-840	-840	-840	-790	-870	-990
	-2.9%	-3.4%	-3.4%	-3.4%	-3.2%	-3.6%	-4.1%

## Oct-17 Edition.

From Jan 10 and elsewhere in this document, liability split by Officer/Rating, Branch & Spec is taken from the relevant Planning Liability (currently PL 2-17) scaled to DP17. Monthly liability figures are calculated using a straight line interpolation between the relevant April points (currently April 2016 and April 2017).

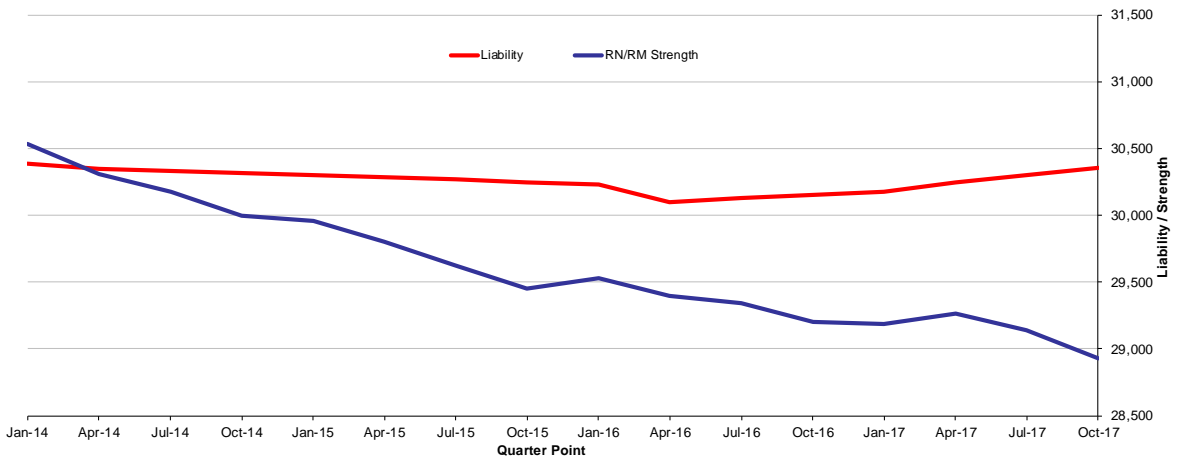
\* In this table only, the FTRS Strength has been split into those that are counted against the Regular liability (FTRS "Regulars"), and those that are not (FTRS "Non-Regulars").

**1b Summary of Royal Navy and Royal Marines Strength by Service and Arm**

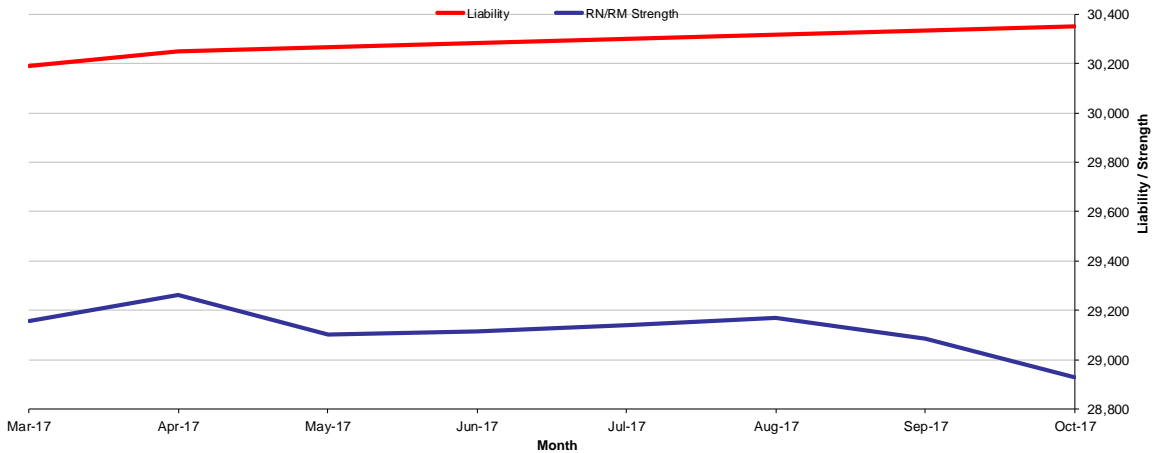
<b>Total</b>	<b>29,280</b>		
Royal Navy	22,700		
Royal Marines	6,580		
<b>Officers Ratings</b>			
<b>Total</b>	<b>5,860</b>	<b>23,420</b>	
Royal Navy	5,110	17,590	
Royal Marines	750	5,830	
<b>GS SM FAA</b>			
<b>Total</b>	<b>20,600</b>	<b>4,060</b>	<b>4,620</b>
Royal Navy	14,100	4,060	4,540
Royal Marines	6,500	-	80

The strength shown is the total trained Regular and FTRS Regular Personnel  
 RN/RM figures are the Royal Navy and Royal Marines combined

**1c Historic Trained Regular Royal Navy and Royal Marines Strengths and Liability by Quarter**



**1d Recent Trained Regular Royal Navy and Royal Marines Strengths and Liability by Month**



2a

## Trained Regular Royal Navy and Royal Marine Officer Strengths\* and Liability\*\* by Branch, Specialisation and Arm

Branch	Specialisation	GS	SM	FAA	Total	Liability Surplus/Deficit
<b>Total</b>		<b>3,760</b>	<b>830</b>	<b>1,120</b>	<b>5,720</b>	<b>-220</b>
<b>Warfare</b>		<b>1,330</b>	<b>300</b>	<b>850</b>	<b>2,480</b>	<b>2,610</b>
	Air Traffic Control	-	-	70	70	
	Aviation	-	-	50	50	
	Communications	20	-	-	20	
	Intelligence Officer	130	-	-	130	
	Fighter Controller	30	-	-	30	
	General Service Warfare	340	-	-	340	
	Hydrographic/Meteorological	170	-	-	170	
	Mine Clearance Diver	70	-	-	70	
	Mine Warfare	20	-	-	20	
	Observer	-	-	290	290	
	Pilot	-	-	410	410	
	RM Pilot	-	-	30	30	
	Principal Warfare Officer (PWO)	200	-	-	200	
	PWO (Above Water)	150	-	-	150	
	PWO (Communications)	50	-	-	50	
	PWO (Navigation)	60	-	-	60	
	PWO (Under Water)	70	-	-	70	
	Royal Navy Police	20	-	-	20	
	Submariner	-	300	-	300	
	Unspecified	-	-	-	-	
<b>Engineer</b>		<b>810</b>	<b>430</b>	<b>270</b>	<b>1,510</b>	<b>1,620</b>
	Air Engineer	-	-	270	270	
	Engineer (Information Systems)	40	-	-	40	
	Engineer (Info Systems Submarines)	-	~	-	~	
	Engineer (Training Manager)	190	-	-	190	
	Eng (Training Manager Submarines)	-	20	-	20	
	Marine Engineer	250	-	-	250	
	Marine Engineer (Submarines)	-	230	-	230	
	Weapons Engineer	330	-	-	330	
	Weapons Engineer (Submarines)	-	180	-	180	
	Unspecified	-	-	-	-	
<b>Logistics</b>		<b>410</b>	<b>100</b>	<b>-</b>	<b>510</b>	<b>480</b>
	Barrister	40	10	-	40	
	Chartered Management Accountant	10	~	-	20	
	Logistics	360	90	-	450	
	Logistics Family Services	~	-	-	~	
<b>Medical</b>		<b>450</b>	<b>-</b>	<b>-</b>	<b>450</b>	<b>440</b>
	Medical Officer	270	-	-	270	
	Medical Services	70	-	-	70	
	Dental Services	40	-	-	40	
	QARNNS	80	-	-	80	
<b>Chaplain</b>		<b>50</b>	<b>-</b>	<b>-</b>	<b>50</b>	<b>60</b>
<b>Royal Marines</b>		<b>710</b>	<b>-</b>	<b>-</b>	<b>710</b>	<b>710</b>
	Band Service	10	-	-	10	
	General Service	690	-	-	690	

\* The Trained Strength shown in this table does not include the Transfer Trainee Strength, hence the slightly lower figures.

\*\* Smoothed Planning Liability 2-17 has been used and scaled to the interpolated monthly DP17 total figure.

Oct-17 Edition.

2b

## Trained Regular Royal Navy and Royal Marines Rating Strengths\* and Liability\*\* by Branch, Specialisation and Arm

Branch	Specialisation	GS	SM	FAA	Total	Liability Surplus/Deficit	
<b>Total</b>		<b>16,530</b>	<b>3,150</b>	<b>3,440</b>	<b>23,120</b>	<b>24,410</b>	<b>-1,290</b>
<b>Warfare (General Service)</b>		<b>3,840</b>	-	<b>10</b>	<b>3,860</b>	<b>4,000</b>	<b>-140</b>
	Warfare Specialist (WS)	-	-	-	-	-	
	WS (Above Water Tactical)	510	-	-	510	-	
	WS (Above Water Warfare)	460	-	-	460	-	
	WS (Under Water)	270	-	-	270	-	
	WS (Electronic Warfare)	370	-	-	370	-	
	Hydrographic/Meteorological (H/M)	-	-	-	-	-	
	H/M (Hydrographic)	120	-	-	120	-	
	H/M (Meteorological)	90	-	10	110	-	
	Mine Warfare	310	-	-	310	-	
	Diver	390	-	-	390	-	
	Seaman Specialist	670	-	-	670	-	
	Naval Airman (Photographer)	40	-	-	40	-	
	Physical Training Instructor	180	-	-	180	-	
	Royal Navy Police	220	-	-	220	-	
	Communications Technician	210	-	-	210	-	
<b>Warfare (Submarine)</b>		-	<b>560</b>	-	<b>560</b>	<b>630</b>	<b>-70</b>
	Coxswain (Submarines)	-	30	-	30	-	
	Warfare Spec (Sensors Submarines)	-	300	-	300	-	
	Warfare Spec (Tactical Submarines)	-	230	-	230	-	
<b>Warfare (Air)</b>		-	-	<b>650</b>	<b>650</b>	<b>720</b>	<b>-80</b>
	Aircrewman	-	-	80	80	-	
	Naval Airman (Aircraft Control)	-	-	110	110	-	
	Naval Airman (Aircraft Handler)	-	-	410	410	-	
	Royal Marines Aircrewman	-	-	40	40	-	
<b>Engineer General Service</b>		<b>4,310</b>	-	-	<b>4,310</b>	<b>4,650</b>	<b>-330</b>
	Marine Engineer Mechanic	90	-	-	90	-	
	Weapon Engineer Mechanic	30	-	-	30	-	
	Eng Technician (Marine Engineers)	2,080	-	-	2,080	-	
	Eng Technician (Weapon Engineers)	2,120	-	-	2,120	-	
<b>Engineer Submariner</b>		-	<b>2,100</b>	-	<b>2,100</b>	<b>2,280</b>	<b>-180</b>
	Eng Tech (Marine Eng Submarines)	-	1,100	-	1,100	-	
	Eng Tech (Weapon Eng Submarines)	-	980	-	980	-	
	Marine Engineer Mechanic	-	20	-	20	-	
	Weapon Engineer Mechanic	-	-	-	-	-	
<b>Air Engineer</b>		-	-	<b>2,780</b>	<b>2,780</b>	<b>2,840</b>	<b>-60</b>
	Air Engineer Artificer	-	-	30	30	-	
	Air Engineer Mechanic	-	-	50	50	-	
	Air Engineer Technician	-	-	2,560	2,560	-	
	Naval Airman (Survival Equipment)	-	-	140	140	-	
<b>Logistics</b>		<b>2,020</b>	<b>400</b>	-	<b>2,420</b>	<b>2,640</b>	<b>-220</b>
	Caterer	20	-	-	20	-	
	Chef	530	140	-	670	-	
	Family Service	40	-	-	40	-	
	Steward	270	70	-	340	-	
	Supply Chain	490	100	-	590	-	
	Writer	620	80	-	700	-	
	Royal Marines Chef	60	-	-	60	-	
<b>Medical</b>		<b>730</b>	<b>100</b>	-	<b>830</b>	<b>930</b>	<b>-100</b>
	Dental Hygienist	-	-	-	-	-	
	Dental Surgery Assistant	70	-	-	70	-	
	Medical Assistant	380	100	-	480	-	
	Medical Technician	70	-	-	70	-	
	Naval Nurse	150	-	-	150	-	
	Royal Marines Medical Assistant	60	-	-	60	-	
<b>Royal Marines (excl Chefs, Med Asst &amp; Aircrewmen)</b>		<b>5,620</b>	-	-	<b>5,620</b>	<b>5,730</b>	<b>-110</b>
	Band Service	280	-	-	280	-	
	Bugler	60	-	-	60	-	
	General Service	5,270	-	-	5,270	-	

\* The Trained Strength shown in this table does not include the Transfer Trainee Strength, hence the slightly lower figures.

\*\* Smoothed Planning Liability 2-17 has been used and scaled to the interpolated monthly DP17 total figure.

**Royal Navy and Royal Marines FTRS Officer  
(Regular and Non-Regular) Strengths by Branch,  
Specialisation and Arm**

Branch	Specialisation	GS	SM	FAA	Total
<b>Total</b>		<b>200</b>	<b>10</b>	<b>30</b>	<b>240</b>
<b>Warfare</b>		<b>60</b>	<b>10</b>	<b>20</b>	<b>90</b>
	Air Traffic Control	-	-	~	~
	Aviation	-	-	10	10
	Communications	~	-	-	~
	Intelligence Officer	~	-	-	~
	Fighter Controller	-	-	-	-
	General Service Warfare	10	-	-	10
	Hydrographic/Meteorological	~	-	-	~
	Mine Clearance Diver	-	-	-	-
	Mine Warfare	10	-	-	10
	Observer	-	-	10	10
	Pilot	-	-	10	10
	RM Pilot	-	-	-	-
	Principal Warfare Officer (PWO)	~	-	-	~
	PWO (Above Water)	10	-	-	10
	PWO (Communications)	~	-	-	~
	PWO (Navigation)	-	-	-	-
	PWO (Under Water)	10	-	-	10
	Royal Navy Police	-	-	-	-
	Submariner	-	10	-	10
	Unspecified	-	~	-	~
<b>Engineer</b>		<b>20</b>	<b>~</b>	<b>~</b>	<b>30</b>
	Air Engineer	-	-	~	~
	Engineer (Information Systems)	~	-	-	~
	Engineer (Info Systems Submarines)	-	-	-	-
	Engineer (Training Manager)	10	-	-	10
	Eng (Training Manager Submarines)	-	~	-	~
	Marine Engineer	10	-	-	10
	Marine Engineer (Submarines)	-	~	-	~
	Weapons Engineer	~	-	-	~
	Weapons Engineer (Submarines)	-	~	-	~
	Unspecified	-	-	-	-
<b>Logistics</b>		<b>20</b>	<b>-</b>	<b>-</b>	<b>20</b>
	Barrister	-	-	-	-
	Chartered Management Accountant	-	-	-	-
	Logistics	20	-	-	20
	Logistics Family Services	-	-	-	-
<b>Medical</b>		<b>10</b>	<b>-</b>	<b>-</b>	<b>10</b>
	Medical Officer	~	-	-	~
	Medical Services	~	-	-	~
	Dental Services	-	-	-	-
	QARNNS	~	-	-	~
<b>Chaplain</b>		<b>~</b>	<b>-</b>	<b>-</b>	<b>~</b>
<b>Careers</b>		<b>-</b>	<b>-</b>	<b>-</b>	<b>-</b>
<b>Royal Marines</b>		<b>20</b>	<b>-</b>	<b>-</b>	<b>20</b>
	Band Service	-	-	-	-
	General Service	20	-	-	20
<b>Royal Navy Reserves</b>		<b>70</b>	<b>-</b>	<b>-</b>	<b>70</b>
<b>Royal Marines Reserves</b>		<b>-</b>	<b>-</b>	<b>-</b>	<b>-</b>

**2d Royal Navy and Royal Marines FTRS Rating (Regular and Non-Regular) Strengths by Branch, Specialisation and Arm**

Branch	Specialisation	GS	SM	FAA	Total
<b>Total</b>		<b>480</b>	<b>70</b>	<b>10</b>	<b>560</b>
<b>Warfare (General Service)</b>		<b>100</b>	-	~	<b>100</b>
	Warfare Specialist (WS)	-	-	-	-
	WS (Above Water Tactical)	10	-	-	10
	WS (Above Water Warfare)	20	-	-	20
	WS (Under Water)	~	-	-	~
	WS (Electronic Warfare)	~	-	-	~
	Hydrographic/Meteorological (H/M)	~	-	-	~
	H/M (Hydrographic)	~	-	-	~
	H/M (Meteorological)	~	-	~	~
	Mine Warfare	~	-	-	~
	Diver	10	-	-	10
	Seaman Specialist	30	-	-	30
	Weapons Analyst	~	-	-	~
	Naval Airman (Photographer)	10	-	-	10
	Physical Training Instructor	10	-	-	10
	Royal Navy Police	~	-	-	~
	Communications Technician	~	-	-	~
	Unspecified	-	-	-	-
<b>Warfare (Submarine)</b>		-	<b>10</b>	-	<b>10</b>
	Coxswain (Submarines)	-	~	-	~
	Warfare Specialist (Sensors Sub)	-	10	-	10
	Warfare Specialist (Tactical Sub)	-	~	-	~
<b>Warfare (Air)</b>		-	-	~	~
	Aircrewman	-	-	~	~
	Naval Airman (Aircraft Control)	-	-	~	~
	Naval Airman (Aircraft Handler)	-	-	~	~
	RM Aircrewman	-	-	-	-
	Unspecified	-	-	-	-
<b>Engineer General Service</b>		<b>70</b>	-	-	<b>70</b>
	Marine Engineer Mechanic	10	-	-	10
	Weapon Engineer Mechanic	10	-	-	10
	Eng Technician (Marine Engineer)	20	-	-	20
	Eng Technician (Weapon Engineer)	30	-	-	30
	Unspecified	-	-	-	-
<b>Engineer Submariner</b>		-	<b>60</b>	-	<b>60</b>
	Eng Technician (Marine Eng Sub)	-	30	-	30
	Eng Technician (Weapon Eng Sub)	-	20	-	20
	Marine Engineer Mechanic	-	~	-	~
	Weapon Engineer Mechanic	-	-	-	-
<b>Air Engineer</b>		-	-	<b>10</b>	<b>10</b>
	Air Engineer Artificer	-	-	~	~
	Air Engineer Mechanic	-	-	-	-
	Air Engineer Technician	-	-	~	~
	Naval Airman (Survival Equipment)	-	-	~	~
<b>Logistics</b>		<b>50</b>	<b>10</b>	-	<b>60</b>
	Caterer	10	~	-	10
	Chef	~	~	-	10
	Family Service	-	-	-	-
	Steward	~	-	-	~
	Supply Chain	20	~	-	20
	Writer	20	~	-	20
	Unspecified	-	-	-	-
<b>Medical</b>		~	~	-	~
	Dental Hygienist	-	-	-	-
	Dental Surgery Assistant	-	-	-	-
	Medical Assistant	~	~	-	~
	Medical Technician	-	-	-	-
	RM Medical Assistant	-	-	-	-
	Naval Nurse	~	-	-	~
	Unspecified	-	-	-	-
<b>Royal Marines (excl Chefs, Med Asst &amp; Aircrewmen)</b>		<b>70</b>	-	-	<b>70</b>
	Band Service	~	-	-	~
	Bugler	~	-	-	~
	General Service	60	-	-	60
<b>Royal Navy Reserves</b>		<b>20</b>	-	-	<b>20</b>
<b>Royal Marines Reserves</b>		-	-	-	-
<b>Careers</b>		<b>170</b>	-	-	<b>170</b>

**Trained\* Regular Royal Navy and Royal Marine Officer Strengths and Liability\*\*  
by Branch and Paid Rank\*\*\***

Branch		OF7 and above	OF-6	OF-5	OF-4	OF-3	OF-2	OF-1	Total
<b>Total</b>	Strength	40	80	270	1,040	1,920	2,070	300	<b>5,720</b>
	Liability	30	70	250	1,030	1,970	2,570	-	<b>5,940</b>
	Surplus / Deficit	~	10	10	10	-60	-500	300	<b>-220</b>
<b>Warfare</b>	Strength	20	30	100	390	850	970	110	<b>2,480</b>
	Liability	20	30	100	370	890	1,200	-	<b>2,610</b>
	Surplus / Deficit	~	~	10	20	-40	-230	110	<b>-130</b>
	% Surplus / Deficit	18.9%	5.6%	7.7%	6.0%	-4.7%	-19.2%	-	<b>-4.9%</b>
<b>Engineer</b>	Strength	10	20	80	270	520	550	60	<b>1,510</b>
	Liability	10	20	80	270	550	690	-	<b>1,620</b>
	Surplus / Deficit	-10	~	~	~	-30	-150	60	<b>-110</b>
	% Surplus / Deficit	-42.2%	4.8%	3.7%	1.7%	-4.8%	-21.3%	-	<b>-7.1%</b>
<b>Logistics</b>	Strength	~	10	20	100	160	180	50	<b>510</b>
	Liability	~	10	20	90	170	210	-	<b>480</b>
	Surplus / Deficit	~	~	10	10	-10	-30	50	<b>30</b>
	% Surplus / Deficit	-	39.6%	29.8%	10.6%	-3.6%	-13.8%	-	<b>6.3%</b>
<b>Medical</b>	Strength	~	~	30	120	170	120	10	<b>450</b>
	Liability	-	~	20	140	140	140	-	<b>440</b>
	Surplus / Deficit	~	~	~	-20	30	-20	10	<b>10</b>
	% Surplus / Deficit	-	1.2%	13.9%	-15.7%	20.6%	-13.5%	-	<b>1.4%</b>
<b>Chaplain</b>	Strength	~	~	-	50	-	-	-	<b>50</b>
	Liability	~	~	~	60	-	-	-	<b>60</b>
	Surplus / Deficit	~	~	~	-10	-	-	-	<b>-10</b>
	% Surplus / Deficit	1.2%	-	-100.0%	-11.7%	-	-	-	<b>-11.1%</b>
<b>Royal Marines General Service</b>	Strength	~	10	30	110	210	250	70	<b>690</b>
	Liability	~	10	30	110	220	320	-	<b>700</b>
	Surplus / Deficit	see note 1	~	~	~	-10	-70	70	<b>-10</b>
	% Surplus / Deficit	see note 1	25.5%	-8.2%	-1.7%	-5.0%	-22.4%	-	<b>-1.2%</b>
<b>Royal Marines Band Service</b>	Strength	-	-	-	~	~	10	~	<b>10</b>
	Liability	-	-	-	~	~	~	-	<b>10</b>
	Surplus / Deficit	-	-	-	~	~	~	~	<b>~</b>
	% Surplus / Deficit	-	-	-	102.3%	-23.2%	43.1%	-	<b>32.8%</b>
<b>Careers/Other</b>	Strength	-	-	-	-	-	-	-	<b>-</b>
	Liability	-	-	-	-	-	-	-	<b>-</b>
	Surplus / Deficit	-	-	-	-	-	-	-	<b>-</b>
	% Surplus / Deficit	-	-	-	-	-	-	-	<b>-</b>
<b>Unspecified</b>	Strength	-	-	-	-	-	-	-	<b>-</b>
	Liability	-	-	-	-	-	-	-	<b>-</b>

Oct-17 Edition.

\* The Trained Strength shown in this table does not include the Transfer Trainee Strength, hence the slightly lower figures.

\*\* Smoothed Planning Liability 2-17 has been used and scaled to the interpolated monthly DP17 total figure.

\*\*\* Figures exclude FTRS personnel in regular posts.

<sup>1</sup> At OF7+ RM GS Officers are assigned under the same regime as their RN counterparts, occupying common appointments where liability is attributable across the RN/RM OF7+ population.

3b

**Trained\* Regular Royal Navy and Royal Marines Rating Strengths and Liability\*\*  
by Branch and Paid Rank\*\*\***

Branch		OR-9	OR-8 <sup>3</sup>	OR-7	OR-6	OR-4	OR-3	OR-2	Total
<b>Total</b>	Strength	960	370	2,880	3,770	5,500	710	8,940	<b>23,120</b>
	Liability	890	220	2,860	4,520	6,230	<sup>see note 2</sup> 700	9,690	<b>24,410</b>
	Surplus / Deficit	70	150	20	-750	-730	710	-760	<b>-1,290</b>
<b>Warfare (General Service)</b>	Strength	150	~	490	700	980	-	1,530	<b>3,860</b>
	Liability	130	-	490	810	1,130	-	1,430	<b>4,000</b>
	Surplus / Deficit	20	~	~	-110	-150	-	100	<b>-140</b>
	% Surplus / Deficit	11.4%	-	-0.3%	-13.2%	-13.0%	-	7.1%	<b>-3.5%</b>
<b>Warfare (Submarine)</b>	Strength	30	-	80	80	130	-	250	<b>560</b>
	Liability	30	-	90	90	140	-	290	<b>630</b>
	Surplus / Deficit	~	-	-10	-10	-10	-	-40	<b>-70</b>
	% Surplus / Deficit	9.0%	-	-8.8%	-16.4%	-5.9%	-	-14.8%	<b>-11.3%</b>
<b>Warfare (Air)</b>	Strength	30	-	80	160	140	-	240	<b>650</b>
	Liability	30	-	80	190	210	-	220	<b>720</b>
	Surplus / Deficit	~	-	~	-30	-60	-	20	<b>-80</b>
	% Surplus / Deficit	-1.3%	-	-3.3%	-15.9%	-30.8%	-	9.4%	<b>-10.6%</b>
<b>Engineering (General Service)</b>	Strength	320	10	710	740	960	-	1,570	<b>4,310</b>
	Liability	300	-	720	980	1,140	-	1,510	<b>4,650</b>
	Surplus / Deficit	20	10	-10	-240	-170	-	60	<b>-330</b>
	% Surplus / Deficit	7.4%	-	-1.5%	-24.2%	-15.2%	-	3.7%	<b>-7.2%</b>
<b>Engineering (Submarine)</b>	Strength	140	120	300	330	530	-	680	<b>2,100</b>
	Liability	140	-	310	580	580	-	670	<b>2,280</b>
	Surplus / Deficit	~	120	-20	-250	-50	-	10	<b>-180</b>
	% Surplus / Deficit	1.1%	-	-6.0%	-42.5%	-8.5%	-	1.6%	<b>-8.0%</b>
<b>Engineering (Air)</b>	Strength	100	~	460	600	660	-	960	<b>2,780</b>
	Liability	90	-	440	600	750	-	960	<b>2,840</b>
	Surplus / Deficit	10	~	20	~	-90	-	~	<b>-60</b>
	% Surplus / Deficit	11.1%	-	4.2%	0.6%	-12.2%	-	-0.1%	<b>-2.1%</b>
<b>Logistics</b>	Strength	60	-	240	410	750	~	950	<b>2,420</b>
	Liability	60	-	230	430	800	~	1,110	<b>2,640</b>
	Surplus / Deficit	~	-	20	-30	-50	~	-160	<b>-220</b>
	% Surplus / Deficit	-0.8%	-	7.6%	-5.9%	-6.7%	-	-14.4%	<b>-8.4%</b>
<b>Medical</b>	Strength	30	-	120	140	260	~	260	<b>830</b>
	Liability	30	-	120	190	310	~	270	<b>930</b>
	Surplus / Deficit	~	-	~	-50	-50	~	~	<b>-100</b>
	% Surplus / Deficit	-3.5%	-	0.4%	-25.0%	-15.8%	-	-1.8%	<b>-11.0%</b>
<b>Royal Marines General Service</b> <i>Excludes RM Med Assistant, RM Aircrewman, RM Band, RM Careers Service and RM Chefs</i>	Strength	100	220	360	560	1,020	700	2,320	<b>5,270</b>
	Liability	80	210	350	600	1,110	<sup>see note 2</sup> 700	3,050	<b>5,400</b>
	Surplus / Deficit	20	20	10	-40	-90	700	-730	<b>-120</b>
	% Surplus / Deficit	25.6%	7.4%	3.3%	-7.4%	-8.5%	-	-23.9%	<b>-2.3%</b>
<b>Royal Marines Band Service</b>	Strength	10	10	40	50	60	10	180	<b>350</b>
	Liability	~	10	20	50	60	-	190	<b>330</b>
	Surplus / Deficit	~	~	10	~	~	10	-10	<b>10</b>
	% Surplus / Deficit	43.3%	13.3%	62.1%	-5.3%	-2.9%	-	-4.1%	<b>4.0%</b>
<b>Unspecified</b>	Strength	-	-	-	-	-	-	-	<b>-</b>
<b>CAPPS</b>	Liability	-	-	-	-	-	-	-	<b>-</b>

Oct-17 Edition.

\* The Trained Strength shown in this table does not include the Transfer Trainee Strength, hence the slightly lower figures.

\*\* Smoothed Planning Liability 2-17 has been used and scaled to the interpolated monthly DP17 total figure.

\*\*\* Figures exclude FTRS personnel in regular posts.

<sup>2</sup> Royal Marines are the only part of the RN/RM Service to currently contain OR3 strength.

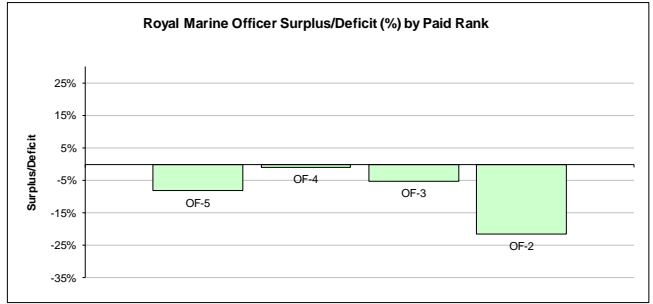
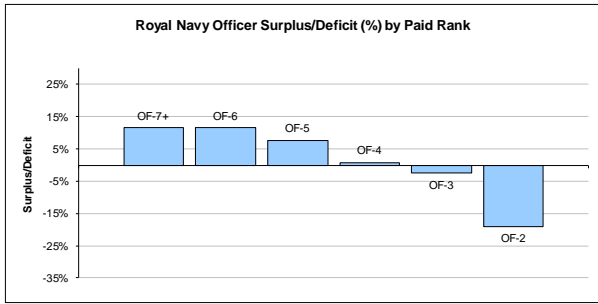
As no separate liability for OR3 is produced for the RN/RM, the liability for OR2 also includes OR3.

<sup>3</sup> The latest liability (PL2-17) no longer includes RN OR8. This rank will still be reflected in RN strength.



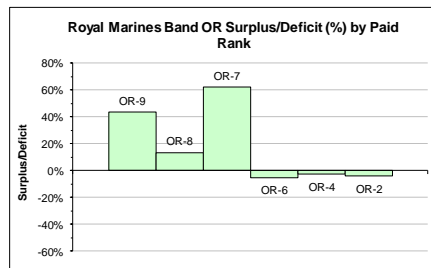
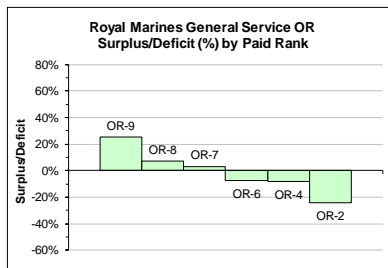
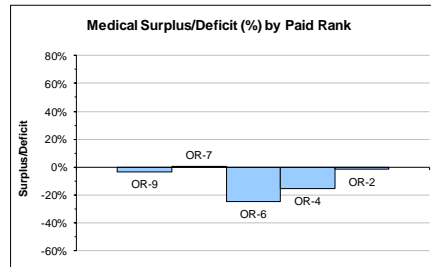
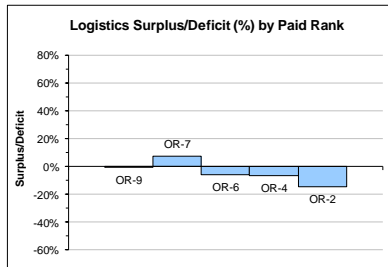
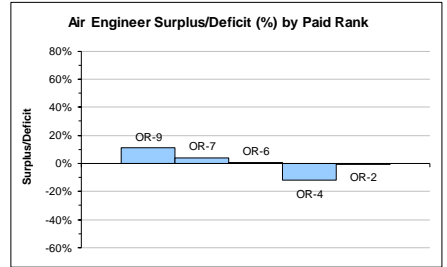
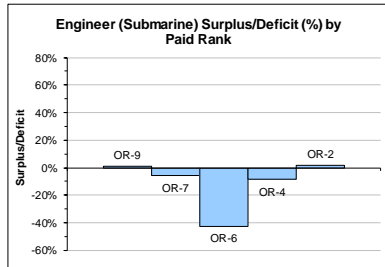
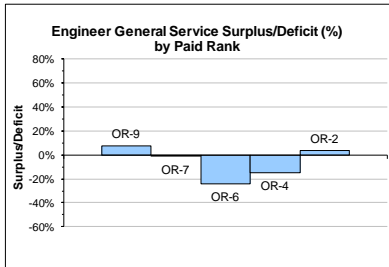
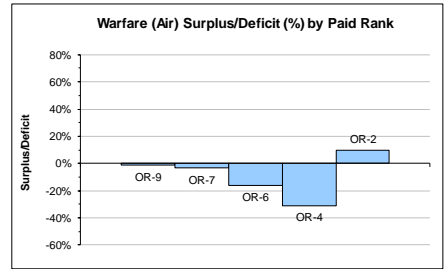
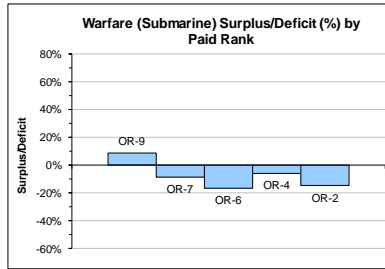
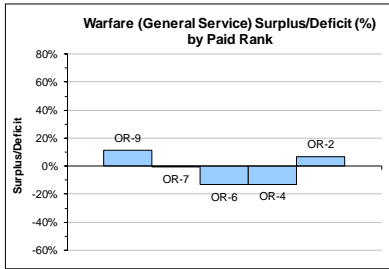
3c

Trained Regular Royal Navy and Royal Marine Officer Surplus/Deficit by Paid Rank



3d

Trained Regular Royal Navy and Royal Marine Rating Surplus/Deficit by Paid Rank



3e

**Royal Navy and Royal Marine Officer FTRS (Regular and Non-Regular)  
Strength by Branch and Paid Rank**

Branch	OF7+	OF6	OF5	OF4	OF3	OF2	OF1	Total
<b>Total</b>	-	-	10	60	120	40	-	240
Warfare	-	-	-	30	50	20	-	90
Engineer	-	-	-	-	20	10	-	30
Logistics	-	-	-	10	10	-	-	20
Medical	-	-	-	-	-	-	-	10
Chaplain	-	-	-	-	-	-	-	-
Royal Marines General Service	-	-	-	-	10	-	-	20
Royal Marines Band Service	-	-	-	-	-	-	-	-
Royal Navy Reserves	-	-	-	10	40	10	-	70
Royal Marines Reserves	-	-	-	-	-	-	-	-
Careers/Other	-	-	-	-	-	-	-	-

Oct-17 Edition.

3f

**Royal Navy and Royal Marine Rating FTRS (Regular and Non-Regular)  
Strength by Branch and Paid Rank**

Branch	OR9	OR8	OR7	OR6	OR4	OR3	OR2	Total
<b>Total</b>	80	10	210	180	50	-	30	560
Warfare (General Service)	20	-	40	30	20	-	-	120
Warfare (Submarine)	-	-	-	-	-	-	-	10
Warfare (Air)	-	-	-	-	-	-	-	-
Engineering (General Service)	10	-	30	10	10	-	-	70
Engineering (Submarine)	-	10	30	10	-	-	-	60
Engineering (Air)	-	-	-	-	-	-	-	10
Logistics	10	-	20	20	10	-	10	60
Medical	-	-	-	-	-	-	-	-
Royal Marines General Service	-	-	20	20	10	-	10	60
<i>Excludes RM Med Assistant, RM Aircrewman, RM Band and RM Careers Service</i>								
Royal Marines Band Service	-	-	-	-	-	-	-	-
Royal Navy Reserves	-	-	-	-	-	-	-	-
Royal Marines Reserves	-	-	-	-	-	-	-	-
Career	30	-	50	80	-	-	-	170
Unspecified	-	-	-	-	-	-	-	-

Oct-17 Edition.

**4a (GS) Trained\* Regular Royal Navy and Royal Marine Officer General Service Strengths by Branch and Specialisation and Paid Rank**

Branch	Specialisation	OF-7 and above	OF-6	OF-5	OF-4	OF-3	OF-2	OF-1	Total
<b>Total</b>		<b>20</b>	<b>60</b>	<b>180</b>	<b>690</b>	<b>1,260</b>	<b>1,300</b>	<b>260</b>	<b>3,760</b>
<b>Warfare</b>		<b>10</b>	<b>20</b>	<b>60</b>	<b>200</b>	<b>460</b>	<b>500</b>	<b>80</b>	<b>1,330</b>
	Communications	-	-	-	~	10	10	-	20
	Intelligence Officer	-	-	~	10	50	60	10	130
	Fighter Controller	-	-	-	-	~	30	-	30
	General Service Warfare	-	-	-	~	20	250	70	340
	Hydrographic/Meteorological	-	-	~	20	50	80	10	170
	Mine Clearance Diver	-	-	-	~	30	40	-	70
	Mine Warfare	-	-	-	-	~	10	-	20
	Principal Warfare Officer (PWO)	~	-	10	40	150	10	-	200
	PWO (Above Water)	~	10	20	60	60	-	-	150
	PWO (Communications)	~	~	10	20	20	-	-	50
	PWO (Navigation)	~	~	~	10	30	~	-	60
	PWO (Under Water)	~	~	10	30	20	-	-	70
	Royal Navy Police	-	-	~	~	10	10	~	20
	Unspecified	-	-	-	-	-	-	-	-
<b>Engineer</b>		~	<b>10</b>	<b>40</b>	<b>140</b>	<b>280</b>	<b>280</b>	<b>40</b>	<b>810</b>
	Engineer (Information Systems)	-	-	~	10	20	10	-	40
	Engineer (Training Manager)	-	~	10	30	60	70	20	190
	Marine Engineer	~	~	20	50	80	80	10	250
	Weapons Engineer	-	10	20	60	120	120	10	330
	Unspecified	-	-	-	-	-	-	-	-
<b>Logistics</b>		-	<b>10</b>	<b>20</b>	<b>70</b>	<b>130</b>	<b>140</b>	<b>50</b>	<b>410</b>
	Barrister	-	~	~	10	20	~	-	40
	Chartered Management Accountant	-	-	~	10	~	-	-	10
	Logistics	-	10	10	50	100	140	50	360
	Logistics Family Services	-	-	-	-	~	~	-	~
<b>Medical</b>		~	~	<b>30</b>	<b>120</b>	<b>170</b>	<b>120</b>	<b>10</b>	<b>450</b>
	Medical Officer	~	~	20	80	110	60	-	270
	Medical Services	-	-	~	10	20	20	10	70
	Dental Services	-	-	~	10	20	~	-	40
	QARNNS	-	~	~	10	20	40	~	80
<b>Chaplain</b>		~	~	-	<b>50</b>	-	-	-	<b>50</b>
<b>Other</b>		-	-	-	-	-	-	-	-
<b>Royal Marines</b>		~	<b>10</b>	<b>30</b>	<b>120</b>	<b>210</b>	<b>260</b>	<b>80</b>	<b>710</b>
	Band Service	-	-	-	~	~	10	~	10
	General Service	~	10	30	110	210	250	70	690

\* The Trained Strength shown in this table does not include the Transfer Trainee Strength, hence the slightly lower figures.

Oct-17 Edition.

#### 4a (SM) Trained\* Regular Royal Navy and Royal Marines Officer Submarine Strengths by Branch and Specialisation and Paid Rank

Branch	Specialisation	OF-7 and above	OF-6	OF-5	OF-4	OF-3	OF-2	OF-1	Total
<b>Total</b>		<b>10</b>	<b>10</b>	<b>40</b>	<b>160</b>	<b>250</b>	<b>330</b>	<b>20</b>	<b>830</b>
<b>Warfare</b>		~	<b>10</b>	<b>10</b>	<b>50</b>	<b>80</b>	<b>130</b>	<b>20</b>	<b>300</b>
	Submariner	~	10	10	50	80	130	20	<b>300</b>
<b>Engineer</b>		~	~	<b>30</b>	<b>80</b>	<b>140</b>	<b>170</b>	~	<b>430</b>
	Engineer (Info Systems Submarines)	-	-	-	-	~	-	-	~
	Engineer (Training Mgr Submarines)	-	-	~	~	~	10	-	<b>20</b>
	Marine Engineer (Submarines)	~	~	10	40	80	90	-	<b>230</b>
	Weapons Engineer (Submarines)	~	~	10	30	60	70	~	<b>180</b>
	Unspecified	-	-	-	-	-	-	-	-
<b>Logistics</b>		~	~	~	<b>30</b>	<b>30</b>	<b>40</b>	-	<b>100</b>
	Barrister	-	-	-	~	~	-	-	<b>10</b>
	Chartered Management Accountant	-	-	~	-	~	-	-	~
	Logistics	~	~	~	20	30	40	-	<b>90</b>
	Logistics Family Services	-	-	-	-	-	-	-	-
<b>Other</b>		-	-	-	-	-	-	-	-

\* The Trained Strength shown in this table does not include the Transfer Trainee Strength, hence the slightly lower figures.

#### 4a (FAA) Trained\* Regular Royal Navy and Royal Marine Officer Fleet Air Arm Strengths by Branch and Specialisation and Paid Rank

Branch	Specialisation	OF-7 and above	OF-6	OF-5	OF-4	OF-3	OF-2	OF-1	Total
<b>Total</b>		<b>10</b>	<b>10</b>	<b>40</b>	<b>190</b>	<b>400</b>	<b>450</b>	<b>20</b>	<b>1,120</b>
<b>Warfare</b>		<b>10</b>	<b>10</b>	<b>30</b>	<b>140</b>	<b>310</b>	<b>350</b>	<b>10</b>	<b>850</b>
	Air Traffic Control	-	-	-	~	20	40	~	<b>70</b>
	Aviation	-	-	-	~	10	20	10	<b>50</b>
	Observer	~	~	10	60	100	100	~	<b>290</b>
	Pilot	~	~	10	60	160	170	-	<b>410</b>
	RM Pilot	-	-	10	10	10	~	-	<b>30</b>
	Unspecified	-	-	-	-	-	-	-	-
<b>Engineer</b>		~	<b>10</b>	<b>10</b>	<b>50</b>	<b>90</b>	<b>100</b>	<b>10</b>	<b>270</b>
	Air Engineer	~	10	10	50	90	100	10	<b>270</b>
<b>Other</b>		-	-	-	-	-	-	-	-

\* The Trained Strength shown in this table does not include the Transfer Trainee Strength, hence the slightly lower figures.

Oct-17 Edition.

## 4b (GS)

**Trained\* Regular Rating General Service Strengths  
by Branch and Specialisation and Paid Rank**

Branch	Specialisation	OR-9	OR-8	OR-7	OR-6	OR-4	OR-3	OR-2	Total
<b>Total</b>		<b>660</b>	<b>240</b>	<b>1,910</b>	<b>2,510</b>	<b>3,880</b>	<b>710</b>	<b>6,620</b>	<b>16,530</b>
<b>Warfare</b>		<b>140</b>	<b>~</b>	<b>480</b>	<b>700</b>	<b>980</b>	<b>-</b>	<b>1,530</b>	<b>3,840</b>
	Warfare Specialist (WS)	-	-	-	-	-	-	-	-
	WS (Above Water Tactical)	20	-	70	100	120	-	200	510
	WS (Above Water Warfare)	20	-	80	90	110	-	160	460
	WS (Under Water)	10	-	40	50	60	-	110	270
	WS (Electronic Warfare)	10	-	40	70	90	-	160	370
	Hydrographic/Meteorological (H/M)	-	-	-	-	-	-	-	-
	H/M (Hydrographic)	~	-	10	20	20	-	70	120
	H/M (Meteorological)	-	-	~	20	30	-	40	90
	Mine Warfare	10	-	20	60	70	-	160	310
	Diver	10	-	30	60	90	-	200	390
	Seaman Specialist	20	-	40	70	140	-	410	670
	Physical Training Instructor	10	-	30	60	80	-	-	180
	Royal Navy Police	10	-	50	80	80	-	10	220
	Communications Technician	20	~	70	40	70	-	10	210
	Naval Airman (Photographer)	~	-	~	20	20	-	-	40
	Unspecified	-	-	-	-	-	-	-	-
<b>Engineer</b>		<b>320</b>	<b>10</b>	<b>710</b>	<b>740</b>	<b>960</b>	<b>-</b>	<b>1,570</b>	<b>4,310</b>
	Marine Engineer Mechanic	30	-	50	10	-	-	-	90
	Weapon Engineer Mechanic	10	-	20	~	-	-	-	30
	Eng Technician (Marine Engineer)	160	~	270	340	510	-	800	2,080
	Eng Technician (Weapon Engineer)	120	10	370	390	460	-	770	2,120
	Unspecified	-	-	-	-	-	-	-	-
<b>Logistics</b>		<b>60</b>	<b>-</b>	<b>200</b>	<b>340</b>	<b>630</b>	<b>~</b>	<b>780</b>	<b>2,020</b>
	Caterer	20	-	-	-	-	-	-	20
	Steward	~	-	10	30	100	-	130	270
	Chef	~	-	50	80	170	-	230	530
	Writer	20	-	70	120	190	-	230	620
	Supply Chain	10	-	50	80	160	-	190	490
	Family Services	~	-	10	20	-	-	-	40
	Royal Marine Chef	~	-	10	10	20	~	10	60
<b>Medical</b>		<b>30</b>	<b>-</b>	<b>110</b>	<b>120</b>	<b>230</b>	<b>~</b>	<b>240</b>	<b>730</b>
	Dental Hygienist	-	-	~	~	-	-	-	~
	Dental Surgery Assistant	~	-	~	10	20	-	30	70
	Medical Assistant	20	-	40	50	100	-	170	380
	Naval Nurse	~	-	30	40	70	-	~	150
	Royal Marines Medical Assistant	~	-	~	10	10	~	30	60
	Medical Technician	~	-	20	20	20	-	~	70
<b>Other</b>		<b>-</b>	<b>-</b>	<b>-</b>	<b>-</b>	<b>-</b>	<b>-</b>	<b>-</b>	<b>-</b>
<b>Royal Marines</b>		<b>100</b>	<b>230</b>	<b>400</b>	<b>610</b>	<b>1,070</b>	<b>700</b>	<b>2,490</b>	<b>5,620</b>
	Royal Marines Band Service	10	10	40	50	60	10	180	350
	Royal Marines General Service	100	220	360	560	1,020	700	2,320	5,270

\* The Trained Strength shown in this table does not include the Transfer Trainee Strength, hence the slightly lower figures.

Oct-17 Edition.

**4b (SM)**
**Trained\* Regular Rating Submarine Strengths  
by Branch and Specialisation and Paid Rank**

Branch	Specialisation	OR-9	OR-8	OR-7	OR-6	OR-4	OR-3	OR-2	Total
<b>Total</b>		<b>180</b>	<b>120</b>	<b>430</b>	<b>500</b>	<b>810</b>	-	<b>1,120</b>	<b>3,150</b>
<b>Warfare</b>		<b>30</b>	-	<b>80</b>	<b>80</b>	<b>130</b>	-	<b>250</b>	<b>560</b>
	Coxswain (Submarines)	10	-	20	-	-	-	-	30
	Warfare Spec (Sensors Submarine)	10	-	40	50	80	-	130	300
	Warfare Spec (Tactical Submarine)	10	-	20	30	50	-	120	230
	Unspecified	-	-	-	-	-	-	-	-
<b>Engineer</b>		<b>140</b>	<b>120</b>	<b>300</b>	<b>330</b>	<b>530</b>	-	<b>680</b>	<b>2,100</b>
	Marine Engineer Mechanic	-	-	20	-	~	-	-	20
	Weapon Engineer Mechanic	-	-	-	-	-	-	-	-
	Eng Technician (Marine Engineer)	70	90	150	160	270	-	360	1,100
	Eng Technician (Weapon Engineer)	70	30	130	170	260	-	320	980
	Unspecified	-	-	-	-	-	-	-	-
<b>Logistics</b>		~	-	<b>40</b>	<b>60</b>	<b>120</b>	-	<b>170</b>	<b>400</b>
	Caterer	-	-	-	-	-	-	-	-
	Steward	-	-	~	10	20	-	40	70
	Chef	~	-	20	30	40	-	60	140
	Writer	~	-	10	10	20	-	30	80
	Supply Chain	~	-	10	20	30	-	40	100
	Family Services	-	-	-	-	-	-	-	-
<b>Medical</b>		~	-	<b>20</b>	<b>20</b>	<b>40</b>	-	<b>20</b>	<b>100</b>
	Medical Assistant	~	-	20	20	40	-	20	100
<b>Other</b>		-	-	-	-	-	-	-	-

\* The Trained Strength shown in this table does not include the Transfer Trainee Strength, hence the slightly lower figures.

**4b (FAA)**
**Trained\* Regular Rating Fleet Air Arm Strengths  
by Branch and Specialisation and Paid Rank**

Branch	Specialisation	OR-9	OR-8	OR-7	OR-6	OR-4	OR-3	OR-2	Total
<b>Total</b>		<b>130</b>	~	<b>540</b>	<b>760</b>	<b>810</b>	-	<b>1,200</b>	<b>3,440</b>
<b>Warfare (Air)</b>		<b>30</b>	-	<b>80</b>	<b>160</b>	<b>140</b>	-	<b>240</b>	<b>650</b>
	Aircrewmen	10	-	20	50	~	-	-	80
	Naval Airman (Aircraft Control)	10	-	20	30	40	-	20	110
	Naval Airman (Aircraft Handler)	10	-	30	60	100	-	220	410
	RM Aircrewmen	~	-	10	20	-	-	-	40
	Unspecified	-	-	-	-	-	-	-	-
<b>Warfare (General Service)</b>		~	-	<b>10</b>	-	~	-	~	<b>10</b>
	H/M (Meteorological)	~	-	10	-	-	-	~	10
	Naval Airman (Photographer)	-	-	-	-	~	-	-	~
<b>Engineer</b>		<b>100</b>	~	<b>460</b>	<b>600</b>	<b>660</b>	-	<b>960</b>	<b>2,780</b>
	Air Engineer Artificer	-	-	30	-	-	-	-	30
	Air Engineer Mechanic	10	-	20	20	-	-	-	50
	Air Engineer Technician	90	~	390	560	620	-	900	2,560
	Naval Airman (Survival Equipment)	~	-	10	30	40	-	50	140
<b>Other</b>		-	-	-	-	-	-	-	-

Oct-17 Edition.

\* The Trained Strength shown in this table does not include the Transfer Trainee Strength, hence the slightly lower figures.

5a

### Untrained Regular Royal Navy and Royal Marines Officer Strengths by Branch and Paid Rank

	OF4+	OF3	OF2	OF1	OFD	Total
<b>Total</b>	~	~	140	640	340	1,130
<b>Warfare</b>	-	-	90	330	190	610
<b>Engineer</b>	-	-	20	200	80	300
<b>Logistics</b>	-	-	~	30	20	50
<b>Medical</b>	-	~	40	50	-	80
<b>Chaplain</b>	~	-	-	-	-	~
<b>No Specialisation</b>	-	-	-	-	-	-
<b>RM General Service</b>	-	-	-	30	50	80
<b>RM Band Service</b>	-	-	-	-	-	-
<b>Careers/Other</b>	-	-	-	-	-	-

Oct-17 Edition.

Note: Midshipmen are counted as OF-D

**5b Untrained Regular Royal Navy and Royal Marine Rating Strengths by Branch and Paid Rank**

	OR6+	OR4	OR3	OR2	Total
<b>Total</b>	-	<b>100</b>	-	<b>2,270</b>	<b>2,370</b>
<b>Warfare (General Service)</b>	-	-	-	<b>300</b>	<b>300</b>
Warfare Specialist	-	-	-	~	~
Warfare Specialist (Above Water Tactical)	-	-	-	70	70
Warfare Specialist (Above Water Warfare)	-	-	-	10	10
Warfare Specialist (Electronic Warfare)	-	-	-	20	20
Warfare Specialist (Underwater Warfare)	-	-	-	20	20
Hydrographic/Meteorological	-	-	-	10	10
H/M (Hydrographic)	-	-	-	-	-
H/M (Meteorological)	-	-	-	-	-
Mine Warfare	-	-	-	40	40
Diver	-	-	-	30	30
Seaman Specialist	-	-	-	50	50
Naval Airman (Photographer)	-	-	-	-	-
Royal Navy Police	-	-	-	~	~
Communications Technician	-	-	-	50	50
Unspecified	-	-	-	-	-
<b>Warfare (Submarine)</b>	-	-	-	<b>50</b>	<b>50</b>
Warfare Specialist (Sensors Submarine)	-	-	-	20	20
Warfare Specialist (Tactical Submarine)	-	-	-	30	30
Unspecified	-	-	-	-	-
<b>Warfare (Air)</b>	-	<b>30</b>	-	<b>60</b>	<b>90</b>
Aircrewman	-	30	-	10	40
Naval Airman (Aircraft Control)	-	-	-	~	~
Naval Airman (Aircraft Handler)	-	-	-	40	40
Unspecified	-	-	-	-	-
<b>Engineer General Service</b>	-	<b>10</b>	-	<b>480</b>	<b>500</b>
Eng Technician (Marine Engineer)	-	10	-	240	250
Eng Technician (Weapon Engineer)	-	-	-	250	250
Unspecified	-	-	-	-	-
<b>Engineer Submariner</b>	-	<b>60</b>	-	<b>240</b>	<b>300</b>
Eng Technician (Marine Engineer Sub)	-	50	-	110	160
Eng Technician (Weapon Engineer Sub)	-	~	-	130	140
Unspecified	-	-	-	-	-
<b>Air Engineer</b>	-	-	-	<b>340</b>	<b>340</b>
Air Engineer Technician	-	-	-	320	320
Naval Airman (Survival Equipment)	-	-	-	20	20
Unspecified	-	-	-	-	-
<b>Logistics</b>	-	-	-	<b>150</b>	<b>150</b>
Chef	-	-	-	50	50
Steward	-	-	-	30	30
Supply Chain	-	-	-	40	40
Writer	-	-	-	20	20
Unspecified	-	-	-	~	~
<b>Medical</b>	-	-	-	<b>100</b>	<b>100</b>
Dental Surgery Assistant	-	-	-	~	~
Medical Assistant	-	-	-	70	70
Medical Technician	-	-	-	~	~
Naval Nurse	-	-	-	20	20
Unspecified	-	-	-	-	-
<b>Royal Marines General Service</b>	-	-	-	<b>480</b>	<b>480</b>
<b>Royal Marines Band Service</b>	-	-	-	<b>70</b>	<b>70</b>
Band	-	-	-	60	60
Bugler	-	-	-	10	10
Unspecified	-	-	-	-	-



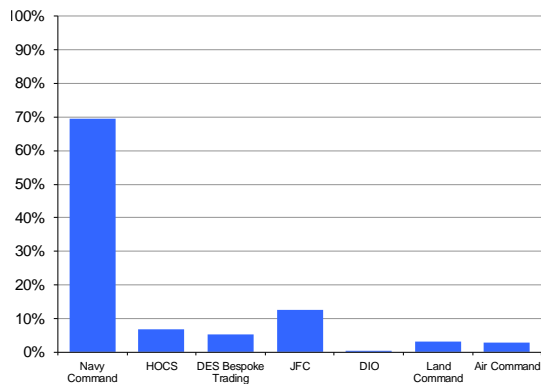
## Officers

ILB	OF9	OF8	OF7	OF6	OF5	OF4	OF3	OF2	OF1	Total	% of Total
											Trained Strength
<b>Total</b>	~	10	30	80	270	1,040	1,920	2,070	300	5,720	100.0%
Navy Command	~	~	10	50	130	560	1,320	1,620	270	3,970	69.4%
HOCS	~	~	10	10	50	160	120	30	-	390	6.8%
DES Bespoke Trading	-	-	~	10	30	80	90	80	-	300	5.2%
JFC	-	~	~	10	50	200	250	170	20	720	12.5%
DIO	-	-	-	-	-	-	-	-	-	~	0.1%
Land Command	-	-	-	-	-	20	70	90	10	190	3.3%
Air Command	-	-	-	-	-	20	60	80	-	160	2.9%

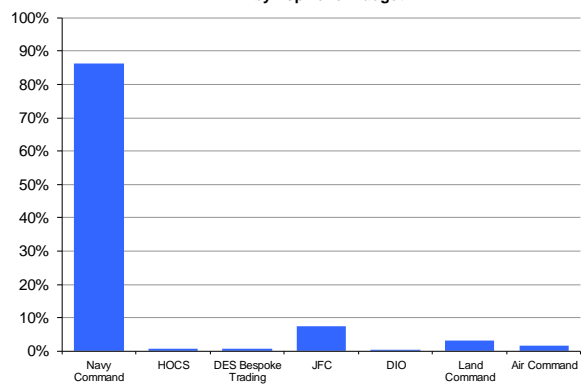
## Ratings

ILB	OR9	OR8	OR7	OR6	OR4	OR3	OR2	Total	% of Total
									Trained Strength
<b>Total</b>	960	370	2,880	3,770	5,500	710	8,940	23,120	100.0%
Navy Command	760	300	2,210	3,060	4,780	550	8,280	19,950	86.3%
HOCS	20	~	70	40	30	-	10	180	0.8%
DES Bespoke Trading	80	10	70	10	10	-	~	170	0.7%
JFC	60	50	290	320	470	140	370	1,690	7.3%
DIO	-	-	-	-	-	-	-	~	0.0%
Land Command	20	~	130	220	140	20	230	760	3.3%
Air Command	20	10	120	120	80	-	40	390	1.7%

Trained\* Regular Royal Navy and Royal Marine Officer strength by Top Level Budget



Trained\* Regular Royal Navy and Royal Marine Ratings strength by Top Level Budget



\* The Trained Strength shown in this table does not include the Transfer Trainee Strength, hence the slightly lower figures.

## 7a Trained Regular Royal Navy and Royal Marines Length of Service by Rank

### Royal Navy Officers

Rank		Average LOS on Promotion	Current Average LOS	Average LOS on Exit			
				Overall	VO	TX	OW
OF7+	Admiral	32.6	34.7	35.2	N/A	35.2	N/A
OF6	Commodore	28.8	31.6	35.2	34.0	37.3	N/A
OF5	Captain	26.3	29.0	33.0	32.0	33.9	N/A
OF4	Commander	18.5	23.1	26.6	25.0	30.5	17.9
OF3	Lt Commander	14.5	17.6	19.6	18.0	23.0	18.3
OF2	Lieutenant	7.7	11.2	13.1	12.9	16.3	10.2
OF1	Sub-Lieutenant	2.6	5.4	6.3	N/A	N/A	6.3
OFD	Midshipman	N/A	N/A	N/A	N/A	N/A	N/A
<b>Overall</b>		<b>13.9</b>	<b>16.6</b>	<b>20.7</b>	<b>19.1</b>	<b>26.0</b>	<b>13.9</b>

### Royal Marine Officers

Rank		Average LOS on Promotion	Current Average LOS	Average LOS on Exit			
				Overall	VO	TX	OW
OF7+	Major General and Above	N/A	33.0	N/A	N/A	N/A	N/A
OF6	Brigadier	30.2	30.6	34.2	34.2	N/A	N/A
OF5	Colonel	23.0	27.5	21.7	21.7	N/A	N/A
OF4	Lt Colonel	17.2	22.0	22.2	20.4	27.7	21.9
OF3	Major	16.4	17.0	15.2	13.6	18.8	15.2
OF2	Captain	8.3	11.2	14.5	10.8	26.2	12.2
OF1	Lieutenant	2.4	7.0	3.0	3.7	N/A	2.4
<b>Overall</b>		<b>10.0</b>	<b>15.5</b>	<b>16.8</b>	<b>15.3</b>	<b>23.3</b>	<b>12.9</b>

### Royal Navy Ratings

Rank		Average LOS on Promotion	Current Average LOS	Average LOS on Exit				
				Overall	VO	TX	OW	PTO
OR-9	Warrant Officer 1st Class	25.4	29.1	31.3	31.3	34.1	25.7	21.3
OR-8	Warrant Officer 2nd Class	16.9	23.5	26.2	28.7	27.9	N/A	14.8
OR-7	Chief Petty Officer	18.9	21.5	24.3	24.4	27.7	24.1	15.0
OR-6	Petty Officer	12.5	15.7	18.4	16.5	25.9	17.5	13.4
OR-4	Leading Hand	6.5	10.0	11.1	10.1	21.2	12.4	9.4
OR-2	Able Rating	N/A	4.1	6.0	6.0	7.6	5.8	3.6
<b>Overall</b>		<b>11.3</b>	<b>11.5</b>	<b>12.4</b>	<b>11.4</b>	<b>26.1</b>	<b>9.0</b>	<b>12.6</b>

### Royal Marine Ratings

Rank		Average LOS on Promotion	Current Average LOS	Average LOS on Exit				
				Overall	VO	TX	OW	PTO
OR-9	Warrant Officer 1st Class	21.7	27.6	30.6	26.5	32.3	32.7	24.6
OR-8	Warrant Officer 2nd Class	20.3	24.2	25.9	25.6	26.8	24.2	22.2
OR-7	Colour Sergeant	17.3	20.7	24.5	23.2	25.3	27.4	17.8
OR-6	Sergeant	13.2	15.5	16.0	13.7	15.1	18.4	14.5
OR-4	Corporal	8.5	11.3	12.4	10.5	24.5	13.8	8.1
OR-3	Lance Corporal	7.8	6.8	7.5	N/A	N/A	7.5	N/A
OR-2	Marine	N/A	5.1	7.1	6.4	23.9	7.5	4.5
<b>Overall</b>		<b>13.1</b>	<b>10.0</b>	<b>10.5</b>	<b>8.2</b>	<b>25.8</b>	<b>9.6</b>	<b>14.5</b>

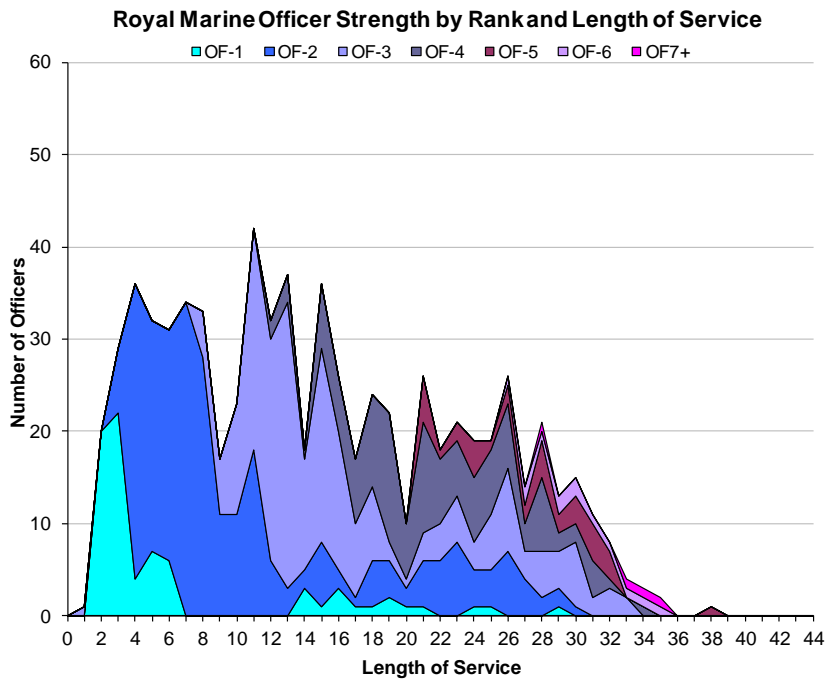
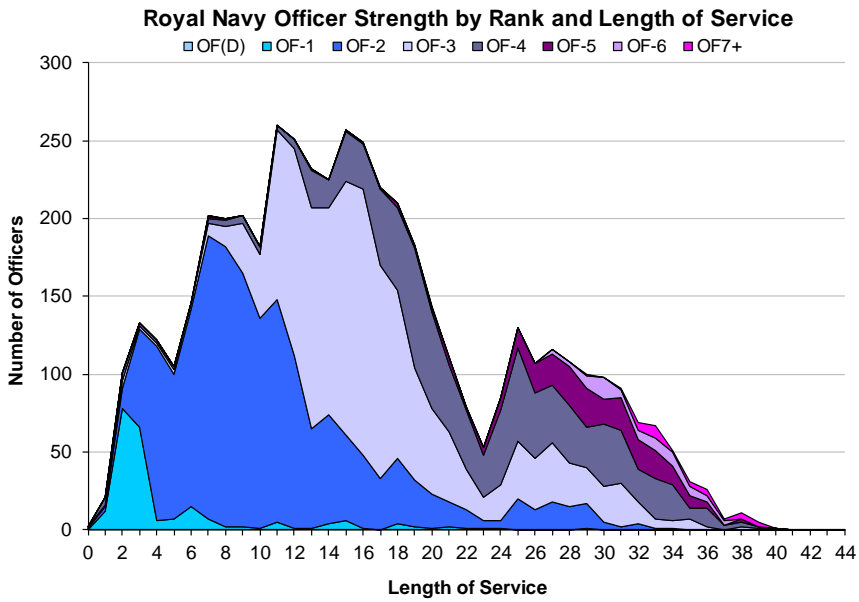
#### Notes

- 1 Flows data are for the last 12 months
- 2 LOS is taken from entry into the RN/RM
- 3 RN Rating and RM Other Rank exits include Promotion to Officer
- 4 Paid rank has been used for the current average LOS, but all other calculations feature substantive rank

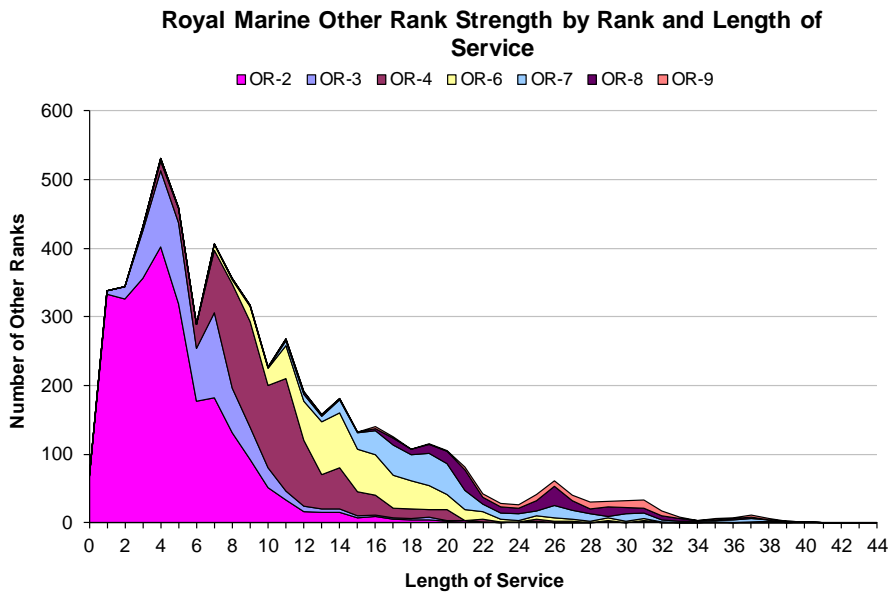
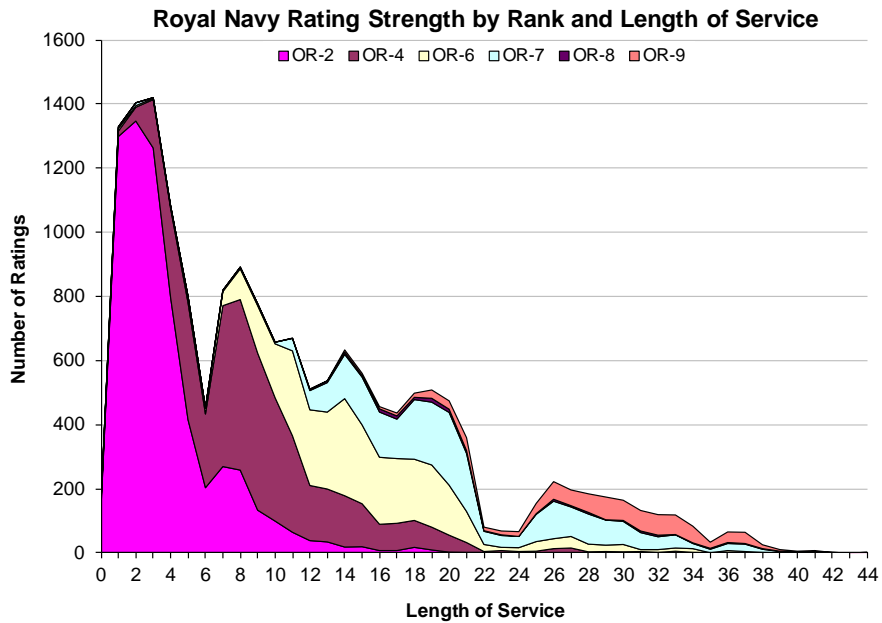
#### Key

- VO Voluntary Outflow
- TX Time Expiry
- OW Other Wastage
- PTO Promotion to Officer

**7b Trained Regular Officer Length of Service by Paid Rank**



**7c Trained Regular RN Rating and RM Other Ranks Length of Service by Paid Rank**



Oct-17 Edition.

	2013/2014		2014/2015		2015/2016		2016/2017		12 Mths to 1st Oct 17		Actual Sep 17
	Nos.	%	Nos.	%	Nos.	%	Nos.	%	Nos.	%	
<b>Total Officers</b>	<b>460</b>	<b>7.6%</b>	<b>430</b>	<b>7.2%</b>	<b>420</b>	<b>7.1%</b>	<b>370</b>	<b>6.4%</b>	<b>390</b>	<b>6.7%</b>	<b>60</b>
<b>Royal Navy Officers</b>											
<b>Total</b>	<b>410</b>	<b>7.6%</b>	<b>380</b>	<b>7.3%</b>	<b>360</b>	<b>7.1%</b>	<b>330</b>	<b>6.5%</b>	<b>350</b>	<b>6.9%</b>	<b>50</b>
Voluntary Outflow	230	4.3%	230	4.4%	210	4.1%	180	3.5%	200	3.9%	30
Other Wastage	30	0.6%	30	0.7%	30	0.7%	30	0.6%	40	0.8%	~
Time Expiry	140	2.7%	120	2.2%	110	2.2%	120	2.3%	110	2.2%	10
Redundancy	~	0.1%	~	0.0%	10	0.1%	-	0.0%	-	0.0%	-
<b>Royal Marine Officers</b>											
<b>Total</b>	<b>60</b>	<b>7.4%</b>	<b>50</b>	<b>6.7%</b>	<b>60</b>	<b>7.4%</b>	<b>40</b>	<b>5.8%</b>	<b>40</b>	<b>5.6%</b>	<b>10</b>
Voluntary Outflow	40	5.0%	20	2.9%	30	4.0%	30	3.4%	30	3.8%	10
Other Wastage	10	1.1%	10	1.7%	10	1.1%	10	0.9%	~	0.5%	~
Time Expiry	10	1.3%	20	2.0%	20	2.3%	10	1.5%	10	1.2%	~
Redundancy	-	0.0%	-	0.0%	-	0.0%	-	0.0%	-	0.0%	-
<b>Warfare</b>											
<b>Total</b>	<b>200</b>	<b>7.4%</b>	<b>190</b>	<b>7.4%</b>	<b>160</b>	<b>6.4%</b>	<b>160</b>	<b>6.6%</b>	<b>180</b>	<b>7.1%</b>	<b>20</b>
Voluntary Outflow	100	3.8%	120	4.4%	90	3.6%	100	4.0%	110	4.5%	20
Other Wastage	20	0.8%	20	0.8%	10	0.6%	20	0.6%	20	0.8%	~
Time Expiry	70	2.8%	60	2.2%	60	2.3%	50	2.0%	50	1.9%	~
Redundancy	~	0.0%	-	0.0%	-	0.0%	-	0.0%	-	0.0%	-
<b>Engineer</b>											
<b>Total</b>	<b>140</b>	<b>8.7%</b>	<b>130</b>	<b>8.0%</b>	<b>130</b>	<b>8.3%</b>	<b>110</b>	<b>7.0%</b>	<b>120</b>	<b>7.6%</b>	<b>20</b>
Voluntary Outflow	100	5.7%	80	4.6%	90	5.5%	60	3.6%	60	3.7%	10
Other Wastage	~	0.3%	10	0.5%	10	0.6%	10	0.6%	10	0.7%	~
Time Expiry	40	2.6%	50	2.8%	30	2.1%	40	2.8%	50	3.1%	10
Redundancy	-	0.0%	-	0.0%	-	0.0%	-	0.0%	-	0.0%	-
<b>Logistics</b>											
<b>Total</b>	<b>20</b>	<b>4.8%</b>	<b>30</b>	<b>5.7%</b>	<b>20</b>	<b>4.8%</b>	<b>20</b>	<b>4.5%</b>	<b>20</b>	<b>4.4%</b>	<b>~</b>
Voluntary Outflow	10	2.6%	20	3.9%	20	3.2%	10	2.1%	10	1.5%	~
Other Wastage	~	0.4%	~	0.2%	~	0.0%	~	0.4%	~	0.6%	~
Time Expiry	10	1.6%	10	1.6%	10	1.6%	10	2.0%	10	2.3%	~
Redundancy	~	0.2%	-	0.0%	-	0.0%	-	0.0%	-	0.0%	~
<b>Medical</b>											
<b>Total</b>	<b>40</b>	<b>8.7%</b>	<b>30</b>	<b>7.0%</b>	<b>40</b>	<b>10.2%</b>	<b>30</b>	<b>6.5%</b>	<b>30</b>	<b>6.0%</b>	<b>~</b>
Voluntary Outflow	20	3.4%	20	4.5%	20	4.3%	10	2.3%	20	3.8%	~
Other Wastage	10	1.6%	~	1.1%	10	2.3%	~	1.1%	~	0.9%	~
Time Expiry	10	3.0%	~	0.9%	10	2.3%	10	3.2%	10	1.3%	~
Redundancy	~	0.7%	~	0.5%	10	1.4%	-	0.0%	-	0.0%	~
<b>Chaplain</b>											
<b>Total</b>	<b>~</b>	<b>7.0%</b>	<b>~</b>	<b>7.0%</b>	<b>~</b>	<b>7.1%</b>	<b>~</b>	<b>8.8%</b>	<b>~</b>	<b>9.0%</b>	<b>~</b>
Voluntary Outflow	~	3.5%	~	3.5%	~	1.8%	~	3.5%	~	3.6%	~
Other Wastage	~	0.0%	~	0.0%	~	0.0%	~	1.8%	~	3.6%	~
Time Expiry	~	3.5%	~	3.5%	~	5.3%	~	3.5%	~	1.8%	~
Redundancy	-	0.0%	-	0.0%	-	0.0%	-	0.0%	-	0.0%	-
<b>Other / No Spec</b>											
<b>Total</b>	<b>-</b>	<b>N/A</b>	<b>-</b>	<b>N/A</b>	<b>-</b>	<b>N/A</b>	<b>-</b>	<b>N/A</b>	<b>-</b>	<b>N/A</b>	<b>-</b>
Voluntary Outflow	-	N/A	-	N/A	-	N/A	-	N/A	-	N/A	-
Other Wastage	-	N/A	-	N/A	-	N/A	-	N/A	-	N/A	-
Time Expiry	-	N/A	-	N/A	-	N/A	-	N/A	-	N/A	-
Redundancy	-	N/A	-	N/A	-	N/A	-	N/A	-	N/A	-
<b>Royal Marines General Service</b>											
<b>Total</b>	<b>50</b>	<b>7.2%</b>	<b>50</b>	<b>6.2%</b>	<b>50</b>	<b>7.1%</b>	<b>40</b>	<b>5.7%</b>	<b>40</b>	<b>5.4%</b>	<b>10</b>
Voluntary Outflow	40	4.8%	20	2.6%	30	3.7%	30	3.5%	30	3.8%	~
Other Wastage	10	1.1%	10	1.6%	10	1.1%	10	0.9%	~	0.5%	~
Time Expiry	10	1.4%	20	2.0%	20	2.3%	10	1.2%	10	1.1%	~
Redundancy	-	0.0%	-	0.0%	-	0.0%	-	0.0%	-	0.0%	-
<b>Royal Marines Band Service</b>											
<b>Total</b>	<b>~</b>	<b>17.9%</b>	<b>-</b>	<b>0.0%</b>	<b>-</b>	<b>0.0%</b>	<b>-</b>	<b>0.0%</b>	<b>~</b>	<b>7.2%</b>	<b>~</b>
Voluntary Outflow	~	17.9%	-	0.0%	-	0.0%	-	0.0%	~	7.2%	~
Other Wastage	-	0.0%	-	0.0%	-	0.0%	-	0.0%	-	0.0%	-
Time Expiry	-	0.0%	-	0.0%	-	0.0%	-	0.0%	-	0.0%	-
Redundancy	-	0.0%	-	0.0%	-	0.0%	-	0.0%	-	0.0%	-
<b>Career</b>											
<b>Total</b>	<b>-</b>	<b>N/A</b>	<b>-</b>	<b>N/A</b>	<b>-</b>	<b>N/A</b>	<b>-</b>	<b>N/A</b>	<b>-</b>	<b>N/A</b>	<b>-</b>
Voluntary Outflow	-	N/A	-	N/A	-	N/A	-	N/A	-	N/A	-
Other Wastage	-	N/A	-	N/A	-	N/A	-	N/A	-	N/A	-
Time Expiry	-	N/A	-	N/A	-	N/A	-	N/A	-	N/A	-
Redundancy	-	N/A	-	N/A	-	N/A	-	N/A	-	N/A	-

\* Total Figures in this table may deviate from those found in the UK Armed Forces Monthly Personnel Statistics. Please see page 6 for a comment on this.

## 9b

## Trained Regular Royal Navy and Royal Marine Rating Outflow\*

	2013/2014		2014/2015		2015/2016		2016/2017		12 Mths to 1st Oct 17		Actual Sep 17
	Nos.	%	Nos.	%	Nos.	%	Nos.	%	Nos.	%	
<b>Total Ratings</b>	<b>2,760</b>	<b>11.2%</b>	<b>2,560</b>	<b>10.7%</b>	<b>2,180</b>	<b>9.2%</b>	<b>2,050</b>	<b>8.7%</b>	<b>2,090</b>	<b>9.0%</b>	<b>240</b>
<b>Royal Navy Ratings</b>											
<b>Total</b>	<b>2,280</b>	<b>12.4%</b>	<b>2,000</b>	<b>11.2%</b>	<b>1,670</b>	<b>9.6%</b>	<b>1,490</b>	<b>8.6%</b>	<b>1,450</b>	<b>8.4%</b>	<b>150</b>
Voluntary Outflow	1,190	6.4%	1,160	6.5%	960	5.5%	810	4.7%	800	4.6%	80
Other Wastage	380	2.1%	400	2.2%	410	2.3%	400	2.3%	410	2.3%	30
Time Expiry	610	3.3%	380	2.1%	240	1.3%	190	1.1%	160	0.9%	20
Promotion to Officer	70	0.4%	60	0.3%	70	0.4%	90	0.5%	80	0.5%	20
Redundancy	40	0.2%	-	0.0%	-	0.0%	-	0.0%	-	0.0%	-
<b>Royal Marine Ratings</b>											
<b>Total</b>	<b>480</b>	<b>7.7%</b>	<b>570</b>	<b>9.0%</b>	<b>500</b>	<b>8.1%</b>	<b>560</b>	<b>9.2%</b>	<b>640</b>	<b>10.7%</b>	<b>90</b>
Voluntary Outflow	240	3.8%	340	5.3%	280	4.5%	280	4.6%	340	5.8%	60
Other Wastage	130	2.1%	130	2.1%	160	2.6%	200	3.3%	220	3.7%	20
Time Expiry	80	1.4%	80	1.3%	40	0.7%	60	1.0%	60	1.0%	10
Promotion to Officer	20	0.4%	20	0.3%	20	0.2%	20	0.3%	10	0.2%	-
Redundancy	-	0.0%	-	0.0%	-	0.0%	-	0.0%	-	0.0%	-
<b>Warfare (General Service)</b>											
<b>Total</b>	<b>550</b>	<b>12.1%</b>	<b>520</b>	<b>11.6%</b>	<b>370</b>	<b>9.2%</b>	<b>330</b>	<b>8.6%</b>	<b>310</b>	<b>8.1%</b>	<b>20</b>
Voluntary Outflow	300	6.6%	310	7.0%	230	5.7%	170	4.5%	170	4.4%	10
Other Wastage	110	2.5%	110	2.4%	80	2.1%	100	2.7%	100	2.6%	-
Time Expiry	130	2.8%	90	2.1%	50	1.2%	40	1.0%	30	0.7%	-
Promotion to Officer	10	0.2%	10	0.2%	10	0.4%	10	0.4%	20	0.4%	-
Redundancy	-	0.1%	-	0.0%	-	0.0%	-	0.0%	-	0.0%	-
<b>Warfare (Submarine)</b>											
<b>Total</b>	<b>80</b>	<b>9.8%</b>	<b>70</b>	<b>8.7%</b>	<b>50</b>	<b>8.4%</b>	<b>40</b>	<b>7.9%</b>	<b>40</b>	<b>6.7%</b>	<b>-</b>
Voluntary Outflow	30	4.0%	40	4.5%	20	3.3%	20	3.9%	20	3.4%	-
Other Wastage	20	2.1%	20	2.3%	10	2.1%	10	1.6%	10	2.3%	-
Time Expiry	20	3.2%	10	1.7%	20	2.7%	10	1.6%	-	0.9%	-
Promotion to Officer	-	0.5%	-	0.1%	-	0.3%	-	0.9%	-	0.2%	-
Redundancy	-	0.0%	-	0.0%	-	0.0%	-	0.0%	-	0.0%	-
<b>Warfare (Air)</b>											
<b>Total</b>	<b>80</b>	<b>11.5%</b>	<b>70</b>	<b>9.4%</b>	<b>50</b>	<b>8.2%</b>	<b>50</b>	<b>7.3%</b>	<b>50</b>	<b>7.0%</b>	<b>-</b>
Voluntary Outflow	40	5.0%	40	5.3%	30	5.0%	30	3.9%	30	4.4%	-
Other Wastage	10	1.4%	10	2.0%	20	2.4%	10	1.8%	10	1.8%	-
Time Expiry	20	2.7%	10	1.9%	-	0.2%	10	1.1%	-	0.5%	-
Promotion to Officer	-	0.4%	-	0.3%	-	0.6%	-	0.5%	-	0.3%	-
Redundancy	10	2.0%	-	0.0%	-	0.0%	-	0.0%	-	0.0%	-
<b>Engineering (General Service)</b>											
<b>Total</b>	<b>680</b>	<b>17.4%</b>	<b>550</b>	<b>15.1%</b>	<b>420</b>	<b>10.3%</b>	<b>360</b>	<b>8.5%</b>	<b>380</b>	<b>8.9%</b>	<b>40</b>
Voluntary Outflow	430	10.9%	330	9.0%	250	6.3%	220	5.1%	230	5.4%	20
Other Wastage	90	2.2%	110	2.9%	100	2.4%	90	2.2%	100	2.4%	10
Time Expiry	150	3.9%	100	2.7%	50	1.3%	30	0.7%	30	0.7%	-
Promotion to Officer	20	0.4%	20	0.5%	20	0.4%	20	0.5%	20	0.4%	10
Redundancy	-	0.0%	-	0.0%	-	0.0%	-	0.0%	-	0.0%	-
<b>Engineering (Submarine)</b>											
<b>Total</b>	<b>240</b>	<b>11.8%</b>	<b>240</b>	<b>12.6%</b>	<b>200</b>	<b>9.9%</b>	<b>160</b>	<b>7.9%</b>	<b>160</b>	<b>7.8%</b>	<b>20</b>
Voluntary Outflow	120	5.9%	140	7.1%	100	5.1%	80	3.9%	80	4.0%	10
Other Wastage	50	2.3%	40	2.2%	60	2.7%	50	2.5%	50	2.5%	10
Time Expiry	70	3.4%	60	3.0%	40	1.8%	20	1.2%	20	1.0%	-
Promotion to Officer	-	0.2%	-	0.3%	-	0.2%	10	0.3%	10	0.3%	-
Redundancy	-	0.0%	-	0.0%	-	0.0%	-	0.0%	-	0.0%	-
<b>Engineering (Air)</b>											
<b>Total</b>	<b>280</b>	<b>9.0%</b>	<b>260</b>	<b>8.7%</b>	<b>280</b>	<b>9.5%</b>	<b>280</b>	<b>9.9%</b>	<b>250</b>	<b>9.1%</b>	<b>30</b>
Voluntary Outflow	120	4.0%	170	5.7%	180	6.0%	180	6.3%	160	5.6%	20
Other Wastage	50	1.5%	30	1.1%	40	1.5%	50	1.8%	50	1.7%	-
Time Expiry	80	2.8%	40	1.3%	40	1.3%	30	1.1%	20	0.9%	-
Promotion to Officer	20	0.7%	20	0.5%	20	0.7%	20	0.7%	20	0.9%	10
Redundancy	-	0.0%	-	0.0%	-	0.0%	-	0.0%	-	0.0%	-

\* Total Figures in this table may deviate from those found in the UK Armed Forces Monthly Personnel Statistics. Please see page 6 for a comment on this.

Oct-17 Edition.

	2013/2014		2014/2015		2015/2016		2016/2017		12 Mths to 1st Oct 17		Actual Sep 17
	Nos.	%	Nos.	%	Nos.	%	Nos.	%	Nos.	%	
<b>Logistics</b>											
<b>Total</b>	<b>290</b>	<b>11.2%</b>	<b>240</b>	<b>9.0%</b>	<b>240</b>	<b>9.6%</b>	<b>200</b>	<b>8.1%</b>	<b>200</b>	<b>8.1%</b>	<b>20</b>
Voluntary Outflow	110	4.3%	110	4.4%	110	4.5%	90	3.6%	90	3.5%	10
Other Wastage	50	1.8%	60	2.5%	90	3.5%	60	2.6%	70	2.7%	10
Time Expiry	110	4.2%	50	2.0%	40	1.4%	40	1.6%	40	1.7%	10
Promotion to Officer	10	0.3%	-	0.2%	10	0.3%	10	0.3%	-	0.1%	-
Redundancy	20	0.7%	-	0.0%	-	0.0%	-	0.0%	-	0.0%	-
<b>Medical</b>											
<b>Total</b>	<b>90</b>	<b>10.2%</b>	<b>90</b>	<b>9.5%</b>	<b>90</b>	<b>9.9%</b>	<b>90</b>	<b>10.3%</b>	<b>90</b>	<b>10.6%</b>	<b>10</b>
Voluntary Outflow	40	4.8%	40	4.4%	40	4.9%	40	4.6%	30	3.9%	-
Other Wastage	20	2.3%	20	2.3%	30	3.3%	30	3.2%	30	3.8%	-
Time Expiry	20	2.4%	20	2.2%	10	0.9%	10	1.5%	10	1.6%	-
Promotion to Officer	-	0.5%	-	0.6%	10	0.8%	10	1.0%	10	1.2%	-
Redundancy	-	0.2%	-	0.0%	-	0.0%	-	0.0%	-	0.0%	-
<b>Other / No Spec</b>											
<b>Total</b>	-	<b>N/A</b>	-	<b>N/A</b>	-	<b>N/A</b>	-	<b>N/A</b>	-	<b>N/A</b>	-
Voluntary Outflow	-	N/A	-	N/A	-	N/A	-	N/A	-	N/A	-
Other Wastage	-	N/A	-	N/A	-	N/A	-	N/A	-	N/A	-
Time Expiry	-	N/A	-	N/A	-	N/A	-	N/A	-	N/A	-
Promotion to Officer	-	N/A	-	N/A	-	N/A	-	N/A	-	N/A	-
Redundancy	-	N/A	-	N/A	-	N/A	-	N/A	-	N/A	-
<b>Royal Marines General Service</b>											
<b>Total</b>	<b>440</b>	<b>7.7%</b>	<b>520</b>	<b>9.0%</b>	<b>460</b>	<b>8.0%</b>	<b>520</b>	<b>9.3%</b>	<b>590</b>	<b>10.8%</b>	<b>80</b>
Voluntary Outflow	220	3.9%	310	5.4%	260	4.6%	260	4.8%	330	6.1%	60
Other Wastage	120	2.2%	120	2.1%	140	2.5%	180	3.2%	190	3.5%	20
Time Expiry	70	1.3%	70	1.2%	40	0.7%	60	1.0%	50	1.0%	-
Promotion to Officer	20	0.4%	20	0.3%	10	0.2%	20	0.3%	10	0.3%	-
Redundancy	-	0.0%	-	0.0%	-	0.0%	-	0.0%	-	0.0%	-
<b>Royal Marines Band Service</b>											
<b>Total</b>	<b>30</b>	<b>7.6%</b>	<b>20</b>	<b>7.3%</b>	<b>20</b>	<b>5.8%</b>	<b>10</b>	<b>4.1%</b>	<b>20</b>	<b>4.7%</b>	<b>-</b>
Voluntary Outflow	10	2.6%	10	4.1%	10	2.6%	-	1.5%	-	1.5%	-
Other Wastage	-	1.2%	-	0.0%	-	0.9%	10	2.0%	10	2.3%	-
Time Expiry	10	3.2%	10	2.9%	10	2.0%	-	0.6%	-	0.9%	-
Promotion to Officer	-	0.6%	-	0.3%	-	0.3%	-	0.0%	-	0.0%	-
Redundancy	-	0.0%	-	0.0%	-	0.0%	-	0.0%	-	0.0%	-
<b>Career</b>											
<b>Total</b>	-	<b>N/A</b>	-	<b>N/A</b>	-	<b>N/A</b>	-	<b>N/A</b>	-	<b>N/A</b>	-
Voluntary Outflow	-	N/A	-	N/A	-	N/A	-	N/A	-	N/A	-
Other Wastage	-	N/A	-	N/A	-	N/A	-	N/A	-	N/A	-
Time Expiry	-	N/A	-	N/A	-	N/A	-	N/A	-	N/A	-
Promotion to Officer	-	N/A	-	N/A	-	N/A	-	N/A	-	N/A	-
Redundancy	-	N/A	-	N/A	-	N/A	-	N/A	-	N/A	-

\* Total Figures in this table may deviate from those found in the UK Armed Forces Monthly Personnel Statistics. Please see page 6 for a comment on this.

Oct-17 Edition.

## Trained Regular Royal Navy and Royal Marine Officer Voluntary Outflow Exits by Paid Rank\*

	2013/2014		2014/2015		2015/2016		2016/2017		12 Months to 1st Oct 17		Actual
	Nos.	%	Nos.	%	Nos.	%	Nos.	%	Nos.	%	Sep 17
<b>Total Officers</b>	<b>260</b>	<b>4.3%</b>	<b>250</b>	<b>4.2%</b>	<b>240</b>	<b>4.1%</b>	<b>200</b>	<b>3.5%</b>	<b>220</b>	<b>3.9%</b>	<b>40</b>
<b>Royal Navy Officers</b>											
<b>Total</b>	<b>230</b>	<b>4.3%</b>	<b>230</b>	<b>4.4%</b>	<b>210</b>	<b>4.1%</b>	<b>180</b>	<b>3.5%</b>	<b>200</b>	<b>3.9%</b>	<b>30</b>
OF9	-	-	-	-	-	-	-	-	-	-	-
OF8	-	-	-	-	-	-	-	-	-	-	-
OF7	-	-	-	-	~	3.7%	-	-	-	-	-
OF6	10	13.9%	10	9.1%	~	2.9%	~	6.8%	~	6.9%	-
OF5	20	6.4%	20	8.1%	20	7.3%	10	5.5%	10	6.0%	~
OF4	40	4.8%	50	5.2%	30	3.8%	40	4.5%	40	4.5%	10
OF3	80	4.3%	80	4.4%	70	4.3%	60	3.5%	70	4.2%	10
OF2	80	3.7%	80	3.7%	80	4.1%	60	3.2%	60	3.6%	10
OF1	-	-	~	1.0%	-	-	-	-	-	-	-
<b>Royal Marine Officers</b>											
<b>Total</b>	<b>40</b>	<b>5.0%</b>	<b>20</b>	<b>2.9%</b>	<b>30</b>	<b>4.0%</b>	<b>30</b>	<b>3.4%</b>	<b>30</b>	<b>3.8%</b>	<b>10</b>
OF9	-	-	-	-	-	-	-	-	-	-	-
OF8	-	-	-	-	-	-	-	-	-	-	-
OF7	-	-	-	-	-	-	-	-	-	-	-
OF6	-	-	~	7.7%	~	15.2%	~	9.4%	~	9.2%	-
OF5	~	5.8%	~	9.8%	~	9.2%	~	2.8%	~	8.4%	~
OF4	10	7.0%	-	-	~	4.0%	10	7.2%	10	5.7%	-
OF3	10	4.7%	~	1.7%	10	3.5%	10	3.0%	10	3.4%	~
OF2	20	5.2%	10	4.9%	10	4.6%	10	3.2%	10	3.4%	~
OF1	-	-	-	-	-	-	-	-	~	1.1%	-

\* Total Figures in this table may deviate from those found in the UK Armed Forces Monthly Personnel Statistics. Please see the front pages for a comment on this.

Oct-17 Edition.



**10b Trained Regular Royal Navy and Royal Marine Rating Voluntary Outflow Exits by Paid Rank\***

	2013/2014		2014/2015		2015/2016		2016/2017		12 Months to 1st Oct 17		Actual
	Nos.	%	Nos.	%	Nos.	%	Nos.	%	Nos.	%	Sep 17
<b>Total Ratings</b>	<b>1,420</b>	<b>5.8%</b>	<b>1,490</b>	<b>6.2%</b>	<b>1,240</b>	<b>5.2%</b>	<b>1,090</b>	<b>4.7%</b>	<b>1,150</b>	<b>4.9%</b>	<b>140</b>
<b>Warfare (General Service)</b>											
<b>Total</b>	<b>300</b>	<b>6.6%</b>	<b>310</b>	<b>7.0%</b>	<b>230</b>	<b>5.7%</b>	<b>170</b>	<b>4.5%</b>	<b>170</b>	<b>4.4%</b>	<b>10</b>
OR9	~	3.3%	10	6.2%	10	6.4%	10	4.8%	10	6.8%	-
OR8	~	9.3%	~	16.1%	~	32.9%	~	50.0%	~	64.9%	-
OR7	20	4.2%	20	4.1%	20	4.3%	20	4.2%	20	3.5%	-
OR6	30	3.5%	20	3.3%	20	3.4%	20	2.9%	20	3.1%	~
OR4	60	5.2%	70	5.7%	50	4.9%	30	3.4%	40	3.7%	~
OR2	180	9.8%	180	10.3%	120	7.4%	90	6.0%	80	5.4%	10
<b>Warfare (Submarine)</b>											
<b>Total</b>	<b>30</b>	<b>4.0%</b>	<b>40</b>	<b>4.5%</b>	<b>20</b>	<b>3.3%</b>	<b>20</b>	<b>3.9%</b>	<b>20</b>	<b>3.4%</b>	<b>~</b>
OR9	~	3.1%	-	-	~	3.2%	~	10.0%	~	10.0%	-
OR8	-	-	-	-	-	-	-	-	-	-	-
OR7	10	7.2%	~	4.2%	~	3.7%	-	-	~	2.5%	-
OR6	~	3.4%	~	0.9%	-	-	-	-	~	-	-
OR4	~	0.6%	~	1.8%	-	-	~	4.2%	~	2.5%	-
OR2	20	4.9%	30	7.4%	20	5.7%	10	5.2%	10	4.2%	~
<b>Warfare (Air)</b>											
<b>Total</b>	<b>40</b>	<b>5.0%</b>	<b>40</b>	<b>5.3%</b>	<b>30</b>	<b>5.0%</b>	<b>30</b>	<b>3.9%</b>	<b>30</b>	<b>4.4%</b>	<b>~</b>
OR9	~	13.7%	10	21.9%	~	8.6%	~	8.1%	~	7.8%	-
OR8	-	-	-	-	-	-	-	-	-	-	-
OR7	~	6.2%	10	10.0%	~	6.5%	~	4.0%	~	5.2%	-
OR6	10	5.3%	~	3.4%	~	2.1%	~	3.7%	~	2.7%	~
OR4	10	3.7%	~	2.5%	10	5.9%	~	2.5%	~	2.6%	-
OR3	-	-	-	-	-	-	-	-	-	-	-
OR2	10	4.5%	10	5.4%	10	5.1%	10	4.5%	20	5.9%	~
<b>Engineering (General Service)</b>											
<b>Total</b>	<b>430</b>	<b>10.9%</b>	<b>330</b>	<b>9.0%</b>	<b>250</b>	<b>6.3%</b>	<b>220</b>	<b>5.1%</b>	<b>230</b>	<b>5.4%</b>	<b>20</b>
OR9	10	6.7%	10	5.6%	10	2.6%	20	4.5%	20	6.0%	~
OR8	40	15.4%	10	15.3%	10	19.3%	-	-	-	-	-
OR7	70	9.0%	50	7.2%	30	4.6%	10	0.9%	30	4.4%	~
OR6	70	11.0%	50	9.7%	20	3.7%	10	1.3%	20	3.0%	~
OR4	80	9.3%	70	9.2%	70	7.6%	80	8.1%	60	6.2%	~
OR2	170	12.7%	120	9.7%	110	7.6%	110	7.2%	100	6.3%	10
<b>Engineering (Submarine)</b>											
<b>Total</b>	<b>120</b>	<b>5.9%</b>	<b>140</b>	<b>7.1%</b>	<b>100</b>	<b>5.1%</b>	<b>80</b>	<b>3.9%</b>	<b>80</b>	<b>4.0%</b>	<b>10</b>
OR9	~	1.7%	~	1.4%	~	1.1%	~	1.7%	-	-	-
OR8	~	1.2%	10	6.1%	~	0.7%	~	0.7%	-	-	-
OR7	40	7.9%	30	8.7%	20	5.7%	~	1.1%	~	1.0%	-
OR6	30	11.9%	30	11.0%	10	4.6%	10	3.4%	10	2.2%	~
OR4	20	5.8%	40	10.7%	40	8.1%	40	8.1%	40	8.6%	~
OR2	20	3.8%	30	3.7%	30	4.5%	30	3.4%	30	4.3%	~
<b>Engineering (Air)</b>											
<b>Total</b>	<b>120</b>	<b>4.0%</b>	<b>170</b>	<b>5.7%</b>	<b>180</b>	<b>6.0%</b>	<b>180</b>	<b>6.3%</b>	<b>160</b>	<b>5.6%</b>	<b>20</b>
OR9	~	7.2%	~	3.9%	~	3.2%	~	4.0%	~	3.0%	~
OR8	~	5.4%	~	2.8%	~	7.7%	-	-	-	-	-
OR7	20	3.9%	30	6.5%	20	3.9%	20	3.4%	20	3.4%	~
OR6	30	4.0%	30	4.5%	30	4.6%	20	4.1%	20	3.0%	~
OR4	10	1.7%	30	3.3%	30	4.2%	40	5.7%	40	5.3%	~
OR2	60	5.6%	80	8.1%	100	9.5%	90	9.6%	90	8.8%	10

\* Total Figures in this table may deviate from those found in the UK Armed Forces Monthly Personnel Statistics. Please see the front pages for a comment on this.

	2013/2014		2014/2015		2015/2016		2016/2017		12 Months to 1st Oct 17		Actual Sep 17	
	Nos.	%	Nos.	%	Nos.	%	Nos.	%	Nos.	%		
<b>Logistics</b>												
<b>Total</b>	<b>110</b>	<b>4.3%</b>	<b>110</b>	<b>4.4%</b>	<b>110</b>	<b>4.5%</b>	<b>90</b>	<b>3.6%</b>	<b>90</b>	<b>3.5%</b>	<b>10</b>	
OR9	~	8.7%	~	1.6%	~	8.1%	~	4.7%	~	4.8%	-	
OR8	-	-	-	-	-	-	-	-	-	-	-	
OR7	10	5.5%	~	2.2%	10	4.3%	10	3.4%	10	5.3%	-	
OR6	10	3.5%	10	2.0%	10	2.0%	10	1.7%	~	1.0%	-	
OR4	20	3.2%	30	4.5%	20	2.0%	20	2.3%	20	2.4%	~	
OR3	-	-	-	-	~	14.3%	-	-	-	-	-	
OR2	60	4.9%	60	5.7%	70	6.8%	60	5.3%	50	4.9%	10	
<b>Medical</b>												
<b>Total</b>	<b>40</b>	<b>4.8%</b>	<b>40</b>	<b>4.4%</b>	<b>40</b>	<b>4.9%</b>	<b>40</b>	<b>4.6%</b>	<b>30</b>	<b>3.9%</b>	<b>~</b>	
OR9	~	11.1%	~	3.6%	~	6.8%	~	6.8%	~	6.5%	-	
OR8	-	-	-	-	-	-	~	100.0%	-	-	-	
OR7	~	4.3%	10	5.1%	10	6.0%	~	4.3%	~	3.4%	-	
OR6	~	1.7%	10	4.7%	10	4.9%	~	2.5%	~	2.6%	~	
OR4	20	7.2%	10	4.3%	10	2.6%	10	2.6%	10	4.0%	~	
OR3	-	-	-	-	-	-	-	-	-	-	-	
OR2	10	4.1%	10	4.3%	20	6.6%	20	7.2%	10	4.7%	-	
<b>Royal Marines General Service</b>												
<b>Total</b>	<b>220</b>	<b>3.9%</b>	<b>310</b>	<b>5.4%</b>	<b>260</b>	<b>4.6%</b>	<b>260</b>	<b>4.8%</b>	<b>330</b>	<b>6.1%</b>	<b>60</b>	
OR9	~	1.2%	~	3.5%	~	2.3%	~	1.1%	~	1.1%	-	
OR8	10	3.9%	~	1.3%	10	2.7%	10	3.2%	10	4.5%	~	
OR7	10	1.9%	10	1.6%	~	1.1%	~	1.3%	~	1.3%	~	
OR6	10	1.1%	~	0.7%	10	1.8%	10	1.4%	10	1.6%	~	
OR4	30	2.5%	30	2.8%	30	3.0%	20	2.3%	50	4.4%	10	
OR3	20	2.6%	20	3.5%	20	3.5%	30	4.2%	40	5.3%	~	
OR2	160	5.6%	240	8.5%	180	6.7%	190	7.4%	220	9.1%	40	
<b>Royal Marines Band Service</b>												
<b>Total</b>	<b>10</b>	<b>2.6%</b>	<b>10</b>	<b>4.1%</b>	<b>10</b>	<b>2.6%</b>	<b>~</b>	<b>1.5%</b>	<b>~</b>	<b>1.5%</b>	<b>~</b>	
OR9	-	-	-	-	-	-	-	-	-	-	-	
OR8	-	-	~	8.2%	-	-	-	-	-	-	-	
OR7	-	-	~	3.2%	-	-	-	-	-	-	-	
OR6	~	3.9%	~	2.1%	~	2.0%	-	-	~	2.0%	-	
OR4	~	1.7%	-	-	~	1.6%	~	5.5%	-	-	-	
OR3	-	-	-	-	-	-	-	-	-	-	-	
OR2	10	3.3%	10	5.9%	10	3.8%	~	1.1%	~	2.3%	~	

\* Total Figures in this table may deviate from those found in the UK Armed Forces Monthly Personnel Statistics. Please see the front pages for a comment on this.

<b>11a Trained Regular Royal Navy and Royal Marine Officer Promotions to Substantive Rank</b>					
	2013/2014	2014/2015	2015/2016	2016/2017	12 Months to 1st Oct 17
<b>Total Officers</b>	<b>510</b>	<b>560</b>	<b>600</b>	<b>630</b>	<b>700</b>
OF7 and Above	10	10	10	10	~
OF6	20	30	10	20	10
OF5	50	70	50	40	40
OF4	90	110	130	130	110
OF3	220	240	290	240	250
OF2	120	100	100	190	280

<b>11b Trained Regular Royal Navy and Royal Marine Rating and Other Rank Promotions to Substantive Rank</b>					
	2013/2014	2014/2015	2015/2016	2016/2017	12 Months to 1st Oct 17
<b>Total Ratings</b>	<b>2,660</b>	<b>1,990</b>	<b>2,500</b>	<b>2,690</b>	<b>2,350</b>
OR9	110	80	260	230	130
OR8	150	100	150	90	40
OR7	420	360	440	410	390
OR6	740	560	670	710	650
OR4	1,220	900	990	1,250	1,130
OR3	-	-	-	10	~

Oct-17 Edition.

## Gains to the Trained Regular Royal Navy and Royal Marines Officer Strength from Untrained by Branch

		2013/2014	2014/2015	2015/2016	2016/2017	12 Months to 1st Oct 17
<b>Royal Navy</b>	Officers					
	<b>Total</b>	<b>240</b>	<b>280</b>	<b>250</b>	<b>320</b>	<b>270</b>
<b>Royal Marines</b>	Officers					
	<b>Total</b>	<b>50</b>	<b>60</b>	<b>60</b>	<b>40</b>	<b>40</b>
	Warfare	110	140	100	140	130
	Engineer	80	100	80	100	90
	Logistics	20	30	20	40	20
	Medical	20	20	40	30	30
	Chaplain	-	-	10	-	-
	Other	-	-	-	-	-
	Royal Marines General Service	50	60	60	40	40
	Royal Marines Band Service	-	-	-	-	-

		Oct-16	Nov-16	Dec-16	Jan-17	Feb-17	Mar-17	Apr-17	May-17	Jun-17	Jul-17	Aug-17	Sep-17
<b>Royal Navy</b>	Officers												
	<b>Total</b>	-	20	50	30	20	30	20	30	40	10	10	20
<b>Royal Marines</b>	Officers												
	<b>Total</b>	-	30	-	-	10	-	-	-	-	-	-	-
	Warfare	-	10	20	10	10	20	-	10	30	-	10	10
	Engineer	-	10	10	20	10	10	-	10	10	10	-	-
	Logistics	-	-	10	-	-	-	-	10	-	-	-	-
	Medical	-	-	-	-	-	-	20	10	-	-	-	-
	Chaplain	-	-	-	-	-	-	-	-	-	-	-	-
	Other	-	-	-	-	-	-	-	-	-	-	-	-
	Royal Marines General Service	-	30	-	-	10	-	-	-	-	-	-	-
	Royal Marines Band Service	-	-	-	-	-	-	-	-	-	-	-	-

Oct-17 Edition.

		2013/2014	2014/2015	2015/2016	2016/2017	12 Months to 1st Oct 17
<b>Royal Navy</b>	<b>Ratings</b>					
	<b>Total</b>	<b>1,230</b>	<b>1,580</b>	<b>1,440</b>	<b>1,420</b>	<b>1,440</b>
<b>Royal Marines</b>	<b>Other Ranks</b>					
	<b>Total</b>	<b>650</b>	<b>520</b>	<b>360</b>	<b>410</b>	<b>360</b>
<b>Warfare</b>	<b>Total</b>	<b>310</b>	<b>450</b>	<b>400</b>	<b>330</b>	<b>330</b>
<b>(General Service)</b>	Warfare Specialist (WS)	120	160	140	10	-
	WS (Above Water Tactical)	-	-	20	90	30
	WS (Above Water Warfare)	-	-	-	10	40
	WS (Electronic Warfare)	-	-	-	20	30
	WS (Under Water)	-	-	-	20	40
	Comms Info Systems Specialist	40	80	10	-	-
	Hydrographic/Meteorological (H/M)	20	20	20	-	-
	H/M (Hydrographic)	-	-	-	10	10
	H/M (Meteorological)	-	-	-	10	10
	Mine Warfare	50	50	40	30	20
	Diver	30	30	30	30	30
	Seaman Specialist	40	100	110	80	90
	Naval Airman (Photographer)	-	-	-	-	-
	Physical Training Instructor	-	-	-	-	-
	Royal Navy Police	-	-	-	-	-
	Communications Technician	10	10	20	20	20
	Unspecified	-	-	-	-	-
<b>Warfare</b>	<b>Total</b>	<b>50</b>	<b>80</b>	<b>60</b>	<b>40</b>	<b>30</b>
<b>(Submarine)</b>	Coxswain (Submarines)	-	-	-	-	-
	Warfare Specialist (Sensors Submarines)	30	40	20	10	20
	Warfare Specialist (Tactical Submarines)	10	20	30	30	20
	Comms Info Systems Spec (Submarines)	10	20	10	-	-
	Unspecified	-	-	-	-	-
<b>Warfare (Air)</b>	<b>Total</b>	<b>30</b>	<b>70</b>	<b>60</b>	<b>30</b>	<b>30</b>
	Aircrewman	-	-	-	-	-
	Naval Airman (Aircraft Control)	-	10	10	10	10
	Naval Airman (Aircraft Handler)	30	60	50	20	20
	Royal Marines Aircrewman	-	-	-	-	-
	Unspecified	-	-	-	-	-
<b>Engineering</b>	<b>Total</b>	<b>310</b>	<b>350</b>	<b>370</b>	<b>440</b>	<b>450</b>
<b>(General Service)</b>	Marine Engineer Mechanic	-	-	-	-	-
	Weapon Engineer Mechanic	-	-	-	-	-
	Engineer Technician (Marine Engineer)	200	190	200	250	240
	Engineer Technician (Weapon Engineer)	120	160	170	190	200
	Unspecified	-	-	-	-	-
<b>Engineering</b>	<b>Total</b>	<b>150</b>	<b>190</b>	<b>130</b>	<b>150</b>	<b>150</b>
<b>(Submarine)</b>	Marine Engineer Mechanic	-	-	-	-	-
	Weapon Engineer Mechanic	-	-	-	-	-
	Engineer Technician (Marine Engineer Sub)	90	110	60	100	100
	Engineer Tech (Weapon Engineer Sub)	70	80	70	50	50
<b>Engineering (Air)</b>	<b>Total</b>	<b>190</b>	<b>200</b>	<b>210</b>	<b>240</b>	<b>270</b>
	Air Engineer Artificer	-	-	-	-	-
	Air Engineer Mechanic	-	-	-	-	-
	Air Engineer Technician	180	190	200	230	250
	Naval Airman (Survival Equipment)	10	10	10	10	20
	Unspecified	-	-	-	-	-
<b>Logistics</b>	<b>Total</b>	<b>120</b>	<b>180</b>	<b>160</b>	<b>140</b>	<b>130</b>
	Caterer	-	-	-	-	-
	Chef	50	90	50	40	40
	Steward	30	10	20	10	-
	Supply Chain	30	40	50	50	50
	Writer	20	30	50	40	40
	Family Service	-	-	-	-	-
	Unspecified	-	-	-	-	-
<b>Medical</b>	<b>Total</b>	<b>60</b>	<b>60</b>	<b>50</b>	<b>50</b>	<b>50</b>
	Dental Hygienist	-	-	-	-	-
	Dental Surgery Assistant	-	-	-	10	-
	Medical Assistant	50	40	40	30	30
	Naval Nurse	-	20	10	10	10
	Medical Technician	-	-	-	-	-
	Royal Marines Medical Assistant	-	-	-	-	-
	Unspecified	-	-	-	-	-
<b>RM General Service</b>	<b>Total</b>	<b>630</b>	<b>490</b>	<b>350</b>	<b>400</b>	<b>340</b>
<b>RM Band Service</b>	<b>Total</b>	<b>20</b>	<b>30</b>	<b>20</b>	<b>20</b>	<b>20</b>
	Band	20	30	10	20	20
	Bugler	10	-	-	-	-

**12b Gains to the Trained Regular Royal Navy and Royal Marines Rating Strength from Untrained by Branch and Specialisation (Cont)**

		Oct-16	Nov-16	Dec-16	Jan-17	Feb-17	Mar-17	Apr-17	May-17	Jun-17	Jul-17	Aug-17	Sep-17
<b>Royal Navy</b>	Ratings												
	<b>Total</b>	<b>110</b>	<b>110</b>	<b>100</b>	<b>160</b>	<b>100</b>	<b>220</b>	<b>60</b>	<b>120</b>	<b>160</b>	<b>160</b>	<b>40</b>	<b>100</b>
<b>Royal Marines</b>	Other Ranks												
	<b>Total</b>	<b>30</b>	<b>20</b>	<b>30</b>	<b>20</b>	<b>40</b>	<b>50</b>	<b>~</b>	<b>40</b>	<b>40</b>	<b>40</b>	<b>30</b>	<b>10</b>
<b>Warfare (General Service)</b>	<b>Total</b>	<b>20</b>	<b>30</b>	<b>20</b>	<b>50</b>	<b>20</b>	<b>40</b>	<b>20</b>	<b>30</b>	<b>20</b>	<b>30</b>	<b>30</b>	<b>30</b>
	Warfare Specialist (WS)	-	-	-	-	-	-	-	-	-	-	-	-
	WS (Above Water Tactical)	-	-	-	20	-	10	-	-	-	-	-	-
	WS (Above Water Warfare)	-	-	~	~	~	-	10	10	10	~	~	~
	WS (Under Water)	-	10	-	10	-	-	-	-	-	10	-	10
	WS (Electronic Warfare)	-	-	~	10	~	10	-	~	-	~	-	10
	Comms Info Systems Specialist	-	-	-	-	-	-	-	-	-	-	-	-
	Hydrographic/Meteorological (H/M)	-	-	-	-	-	-	-	-	-	-	-	-
	H/M (Hydrographic)	-	-	-	10	-	-	-	-	-	-	10	-
	H/M (Meteorological)	-	-	10	-	-	-	-	-	-	~	-	-
	Mine Warfare	10	-	-	-	-	10	-	-	-	-	-	-
	Diver	-	~	-	-	10	~	-	10	~	-	-	10
	Seaman Specialist	10	10	-	10	10	-	10	10	-	10	10	-
	Naval Airman (Photographer)	-	-	-	-	-	-	-	-	-	-	-	-
	Physical Training Instructor	-	-	-	-	-	-	-	-	-	-	-	-
	Royal Navy Police	-	-	-	-	-	-	-	-	~	-	-	-
	Communications Technician	-	10	-	-	-	-	-	-	10	-	-	-
	Unspecified	-	-	-	-	-	-	-	-	-	-	-	-
<b>Warfare (Submarine)</b>	<b>Total</b>	<b>~</b>	<b>-</b>	<b>10</b>	<b>~</b>	<b>-</b>	<b>~</b>	<b>~</b>	<b>10</b>	<b>-</b>	<b>-</b>	<b>~</b>	<b>~</b>
	Coxswain (Submarines)	-	-	-	-	-	-	-	-	-	-	-	-
	Warfare Specialist (Sensors Submarines)	-	-	~	~	-	~	~	~	-	~	~	~
	Warfare Specialist (Tactical Submarines)	~	-	~	~	-	~	~	~	-	~	~	~
	Comms Info Sys Specialist (Submarines)	-	-	-	-	-	-	-	-	-	-	-	-
	Unspecified	-	-	-	-	-	-	-	-	-	-	-	-
<b>Warfare (Air)</b>	<b>Total</b>	<b>-</b>	<b>-</b>	<b>-</b>	<b>-</b>	<b>10</b>	<b>-</b>	<b>-</b>	<b>20</b>	<b>~</b>	<b>-</b>	<b>-</b>	<b>-</b>
	Aircrewman	-	-	-	-	-	-	-	-	~	-	-	-
	Naval Airman (Aircraft Control)	-	-	-	-	10	-	-	-	-	-	-	-
	Naval Airman (Aircraft Handler)	-	-	-	-	-	-	-	20	-	-	-	-
	Royal Marines Aircrewman	-	-	-	-	-	-	-	-	-	-	-	-
	Unspecified	-	-	-	-	-	-	-	-	-	-	-	-
<b>Engineering (General Service)</b>	<b>Total</b>	<b>30</b>	<b>50</b>	<b>40</b>	<b>30</b>	<b>40</b>	<b>80</b>	<b>-</b>	<b>20</b>	<b>70</b>	<b>60</b>	<b>~</b>	<b>30</b>
	Marine Engineer Mechanic	-	-	-	-	-	-	-	-	-	-	-	-
	Weapon Engineer Mechanic	-	-	-	-	-	-	-	-	-	-	-	-
	Engineer Technician (Marine Engineer)	20	20	20	20	40	40	-	-	20	40	~	20
	Engineer Technician (Weapon Engineer)	10	40	10	10	-	40	-	20	40	20	-	10
	Unspecified	-	-	-	-	-	-	-	-	-	-	-	-
<b>Engineering (Submarine)</b>	<b>Total</b>	<b>20</b>	<b>-</b>	<b>10</b>	<b>20</b>	<b>-</b>	<b>20</b>	<b>20</b>	<b>20</b>	<b>20</b>	<b>10</b>	<b>-</b>	<b>10</b>
	Marine Engineer Mechanic	-	-	-	-	-	-	-	-	-	-	-	-
	Weapon Engineer Mechanic	-	-	-	-	-	-	-	-	-	-	-	-
	Engineer Technician (Marine Engineer Sub)	10	-	10	20	-	-	20	20	10	10	-	-
	Engineer Tech (Weapon Engineer Sub)	10	-	-	-	-	20	10	~	~	~	-	10
<b>Engineering (Air)</b>	<b>Total</b>	<b>20</b>	<b>10</b>	<b>20</b>	<b>30</b>	<b>20</b>	<b>60</b>	<b>~</b>	<b>10</b>	<b>40</b>	<b>20</b>	<b>10</b>	<b>30</b>
	Air Engineer Artificer	-	-	-	-	-	-	-	-	-	-	-	-
	Air Engineer Mechanic	-	-	-	-	-	-	-	-	-	-	-	-
	Air Engineer Technician	20	10	20	20	10	60	~	10	40	20	10	20
	Naval Airman (Survival Equipment)	-	-	-	~	10	~	-	~	-	-	~	10
	Unspecified	-	-	-	-	-	-	-	-	-	-	-	-
<b>Logistics</b>	<b>Total</b>	<b>~</b>	<b>20</b>	<b>-</b>	<b>10</b>	<b>10</b>	<b>20</b>	<b>20</b>	<b>20</b>	<b>10</b>	<b>20</b>	<b>-</b>	<b>-</b>
	Caterer	-	-	-	-	-	-	-	-	-	-	-	-
	Chef	~	~	-	~	10	~	~	10	10	~	-	-
	Steward	-	-	-	-	-	-	-	-	-	-	~	-
	Supply Chain	-	10	~	10	-	10	-	10	-	10	-	-
	Writer	-	~	-	-	~	-	10	~	~	10	-	-
	Family Service	-	-	-	-	-	-	-	-	-	-	-	-
	Unspecified	-	-	-	-	-	-	-	-	-	-	-	-
<b>Medical</b>	<b>Total</b>	<b>~</b>	<b>~</b>	<b>~</b>	<b>20</b>	<b>~</b>	<b>10</b>	<b>-</b>	<b>-</b>	<b>~</b>	<b>10</b>	<b>-</b>	<b>~</b>
	Dental Hygienist	-	-	-	-	-	-	-	-	-	-	-	-
	Dental Surgery Assistant	-	-	~	~	-	-	-	-	-	-	-	-
	Medical Assistant	~	-	-	10	~	-	-	-	-	-	-	-
	Naval Nurse	~	~	~	~	~	~	~	-	-	-	-	~
	Medical Technician	-	-	-	-	-	-	-	-	~	-	-	-
	Royal Marines Medical Assistant	-	-	-	-	-	-	-	-	-	-	-	-
	Unspecified	-	-	-	-	-	-	-	-	-	-	-	-
<b>RM General Service Total</b>	<b>Total</b>	<b>30</b>	<b>20</b>	<b>30</b>	<b>20</b>	<b>40</b>	<b>50</b>	<b>-</b>	<b>40</b>	<b>40</b>	<b>40</b>	<b>30</b>	<b>-</b>
<b>RM Band Service</b>	<b>Total</b>	<b>-</b>	<b>~</b>	<b>-</b>	<b>~</b>	<b>-</b>	<b>-</b>	<b>~</b>	<b>-</b>	<b>-</b>	<b>-</b>	<b>-</b>	<b>10</b>
	Band	-	~	-	~	-	-	~	-	-	-	-	10
	Bugler	-	-	-	-	-	-	-	-	-	-	-	-

## 13

## Trained Intake to the Regular Royal Navy and Royal Marine Service

	2013/2014	2014/2015	2015/2016	2016/2017	12 Months to 1st Oct 17	Actual Sep 17
<b>Total Officers</b>	~	10	20	10	10	~
Warfare	~	~	~	~	~	~
Engineer	~	~	~	~	-	-
Logistics	-	-	-	~	~	-
Medical	~	~	10	-	~	-
Chaplain	~	~	~	~	-	-
Royal Marines General Service	~	~	~	~	~	-
Royal Marines Band Service	-	-	-	-	-	-
No Value	-	-	-	-	-	-
<b>Total Ratings</b>	70	60	80	90	100	10
Warfare (General Service)	10	10	20	20	20	~
Warfare (Submarine)	-	~	~	~	~	~
Warfare (Air)	~	~	~	~	~	-
Engineering (General Service)	10	~	20	20	30	~
Engineering (Submarine)	~	~	~	10	10	~
Engineering (Air)	10	~	~	~	10	-
Logistics	~	10	10	20	10	-
Medical	~	10	10	10	10	~
Royal Marines General Service	30	10	~	10	10	~
Royal Marines Band Service	~	-	-	~	~	-
No Value	-	-	~	-	-	-

The figures above show trained intake to the regular strength from Civil Life, from Another Service, from LTA, To Other Ranks from Officer and To Officer from Other Ranks

Oct-17 Edition.