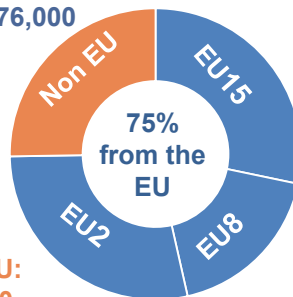
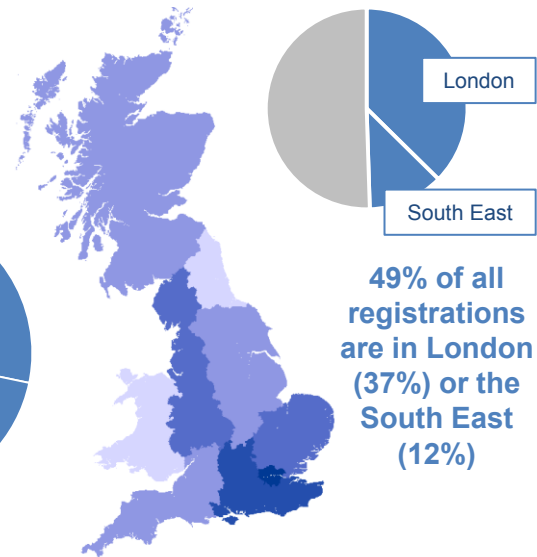
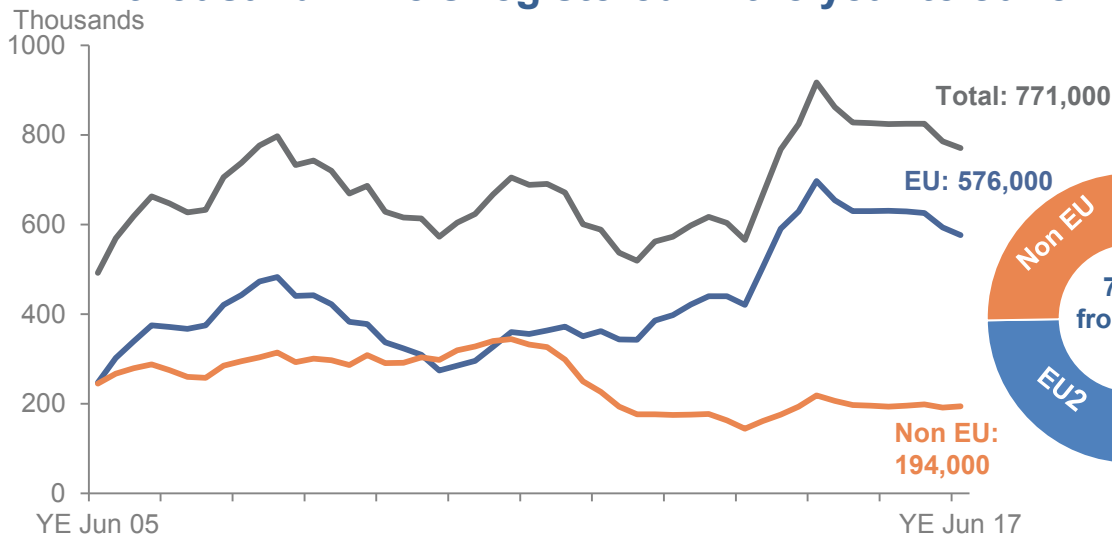




National Insurance Numbers Allocated to Adult Overseas Nationals Registrations to June 2017

771 thousand NINo's registered in the year to June 2017



Changes from the previous year : By world area (in thousands)

World areas	YE Jun 2017 total	Diff to YE Jun16	% change to previous year
Total	771	-54	-7%
European Union	576	-55	-9%
(of which) EU15	217	-12	-5%
(of which) EU8	138	-36	-21%
(of which) EU2	218	6	-3%
Non-European Union	194	1	+1%

...and the top 5 Nationalities . Registrations to June 2017 (thousands) and % change from the previous year.

EU		Non EU	
Romania	175 (-5%)	India	35 (+2%)
Poland	78(-26%)	Pakistan	13 (+7%)
Italy	60 (+2%)	Australia	12 (-10%)
Spain	43 (-11%)	China	12 (-6%)
Bulgaria	43 (+8%)	United States	10 (+8%)

Nationalities with the largest *increases* in registrations in the year to March 2017 are : Bulgaria (see above). Greece up 13% to 15,000 and Eritrea up 77% to 4,000.