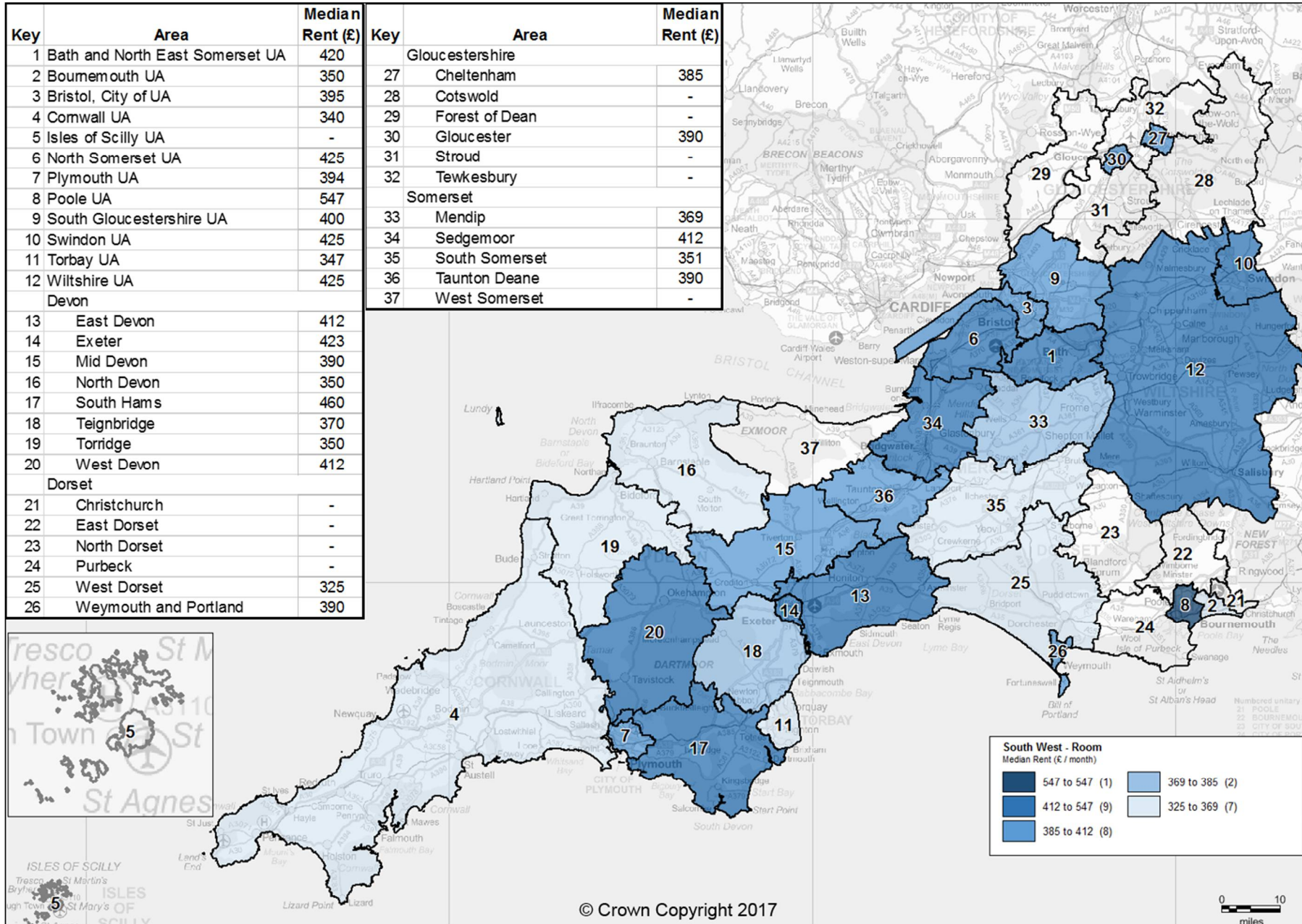


Private Rental Market Statistics, 'Room' monthly rents recorded between 1 April 2016 and 31 March 2017 for the South West



Statistics derived from fewer than five observations have been suppressed and denoted by '-'. The data used to generate these statistics are based on a sample of rental information, collected by Rent Officers from landlords and letting agents.

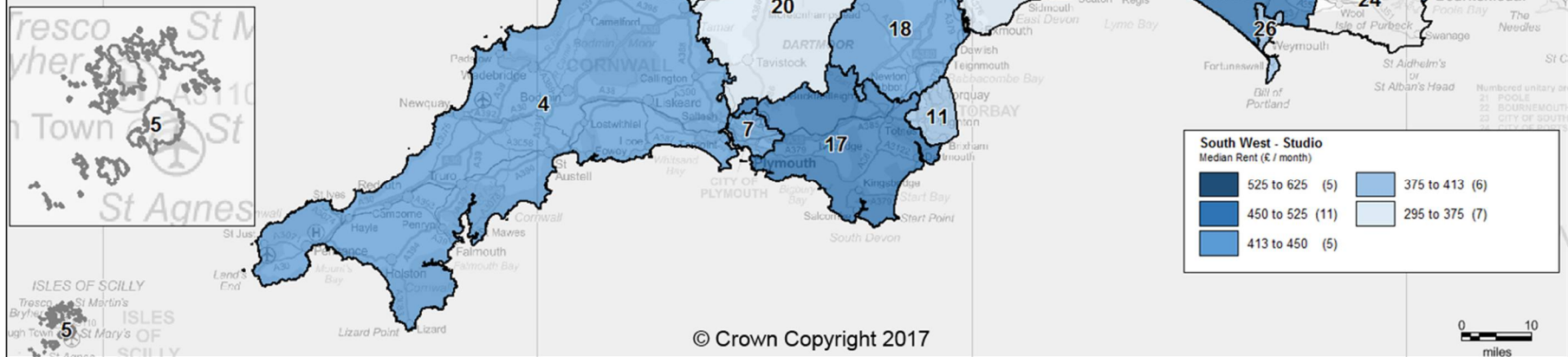
The composition of this sample changes over time therefore any differences in median rent may be due to differences in the sample rather than true changes in the rental market.

The composition of this sample changes over time therefore any differences in median rent may be due to differences in the sample rather than true changes in the rental market.

Private Rental Market Statistics, 'Studio' monthly rents recorded between 1 April 2016 and 31 March 2017 for the South West

Key	Area	Median Rent (£)
1	Bath and North East Somerset UA	610
2	Bournemouth UA	480
3	Bristol, City of UA	625
4	Cornwall UA	420
5	Isles of Scilly UA	-
6	North Somerset UA	450
7	Plymouth UA	413
8	Poole UA	500
9	South Gloucestershire UA	525
10	Swindon UA	550
11	Torbay UA	390
12	Wiltshire UA	450
Devon		
13	East Devon	360
14	Exeter	565
15	Mid Devon	340
16	North Devon	350
17	South Hams	450
18	Teignbridge	415
19	Torridge	295
20	West Devon	347
Dorset		
21	Christchurch	450
22	East Dorset	460
23	North Dorset	395
24	Purbeck	-
25	West Dorset	450
26	Weymouth and Portland	397

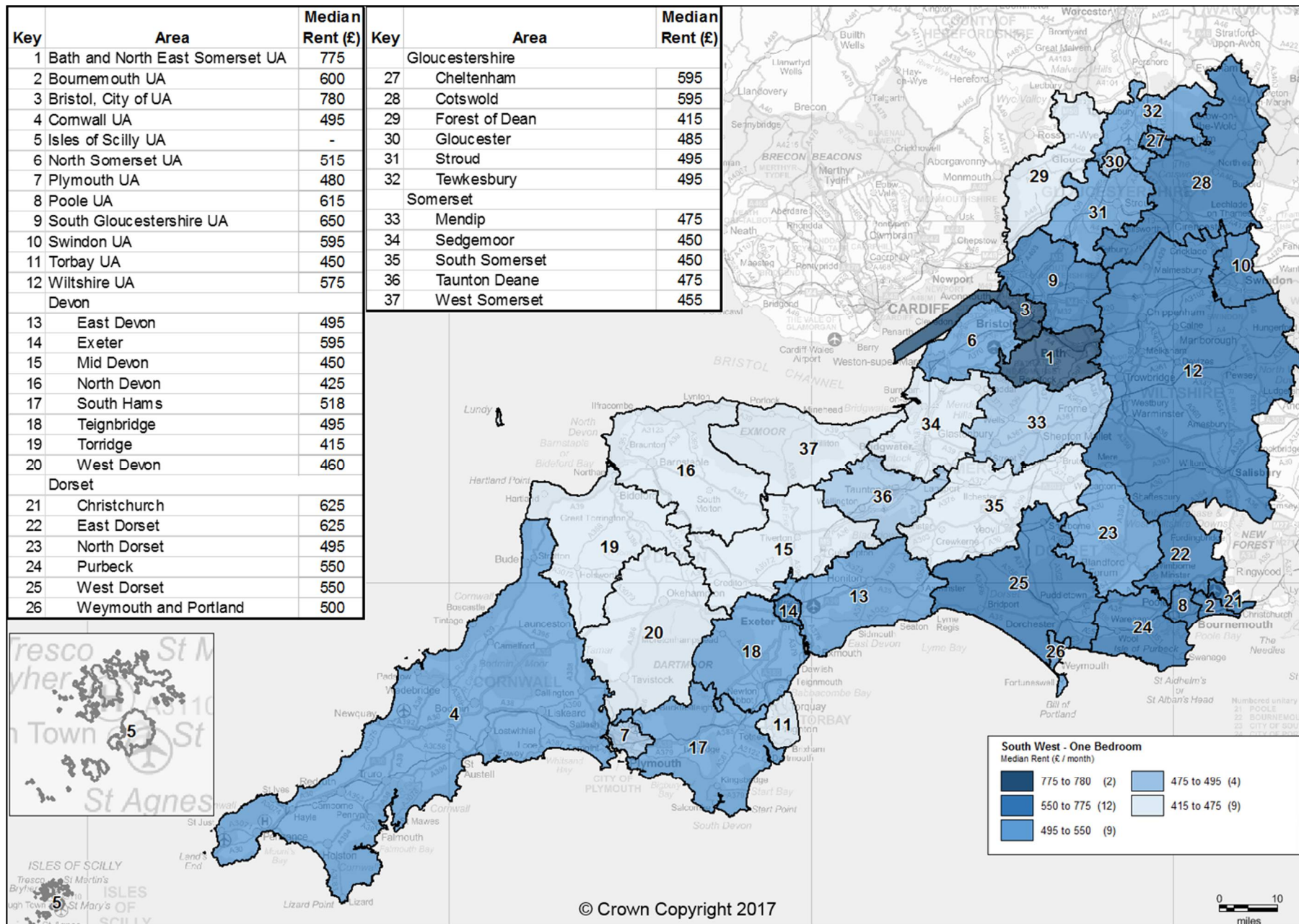
Key	Area	Median Rent (£)
Gloucestershire		
27	Cheltenham	450
28	Cotswold	460
29	Forest of Dean	-
30	Gloucester	490
31	Stroud	413
32	Tewkesbury	415
Somerset		
33	Mendip	375
34	Sedgemoor	360
35	South Somerset	360
36	Taunton Deane	375
37	West Somerset	383



Statistics derived from fewer than five observations have been suppressed and denoted by '-'. The data used to generate these statistics are based on a sample of rental information, collected by Rent Officers from landlords and letting agents.

The composition of this sample changes over time therefore any differences in median rent may be due to differences in the sample rather than true changes in the rental market.

Private Rental Market Statistics, 'One Bedroom' monthly rents recorded between 1 April 2016 and 31 March 2017 for the South West

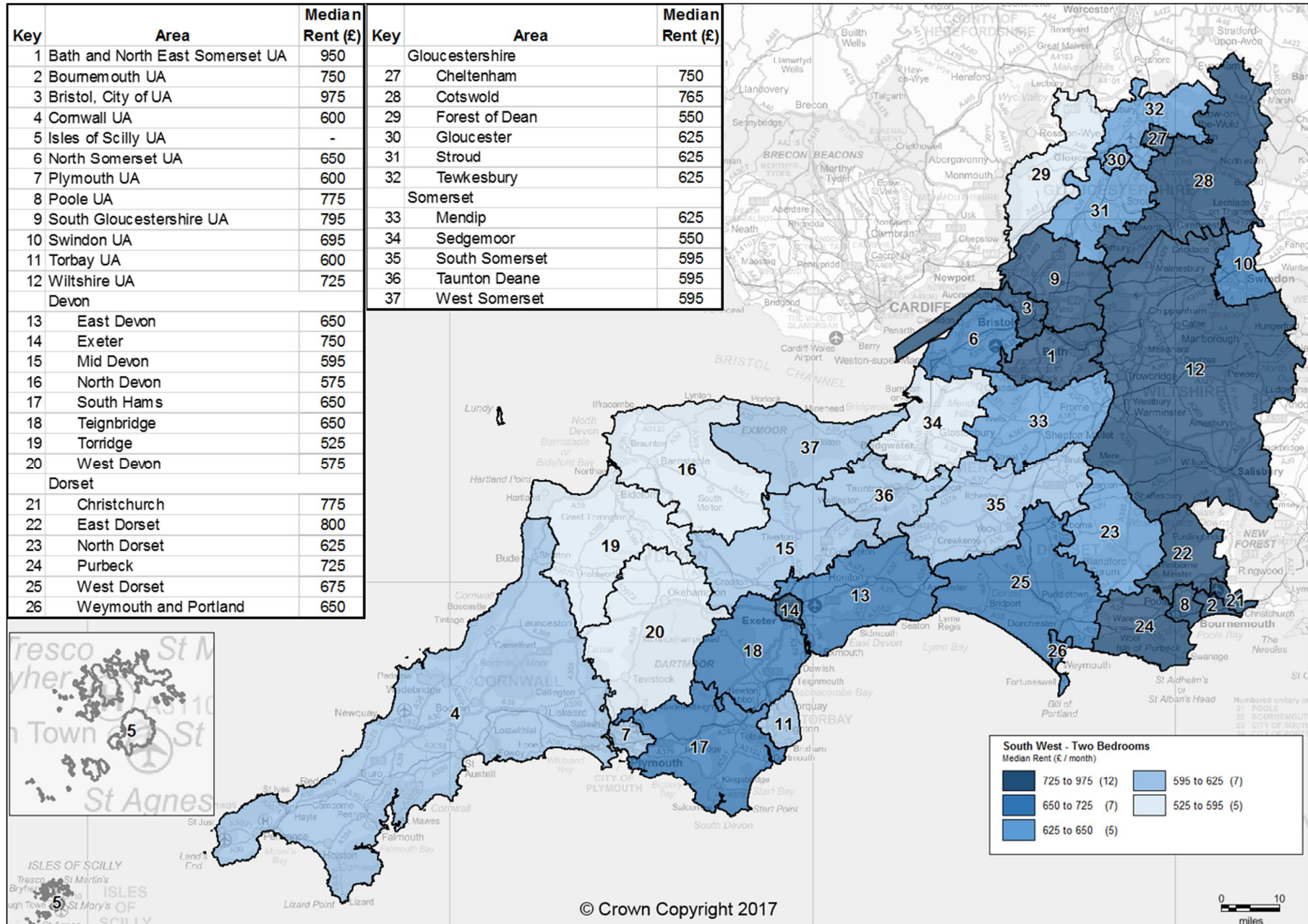


Statistics derived from fewer than five observations have been suppressed and denoted by '-'. The data used to generate these statistics are based on a sample of rental information, collected by Rent Officers from landlords and letting agents.

The composition of this sample changes over time therefore any differences in median rent may be due to differences in the sample rather than true changes in the rental market.

The composition of this sample changes over time therefore any differences in median rent may be due to differences in the sample rather than true changes in the rental market.

Private Rental Market Statistics, 'Two Bedrooms' monthly rents recorded between 1 April 2016 and 31 March 2017 for the South West

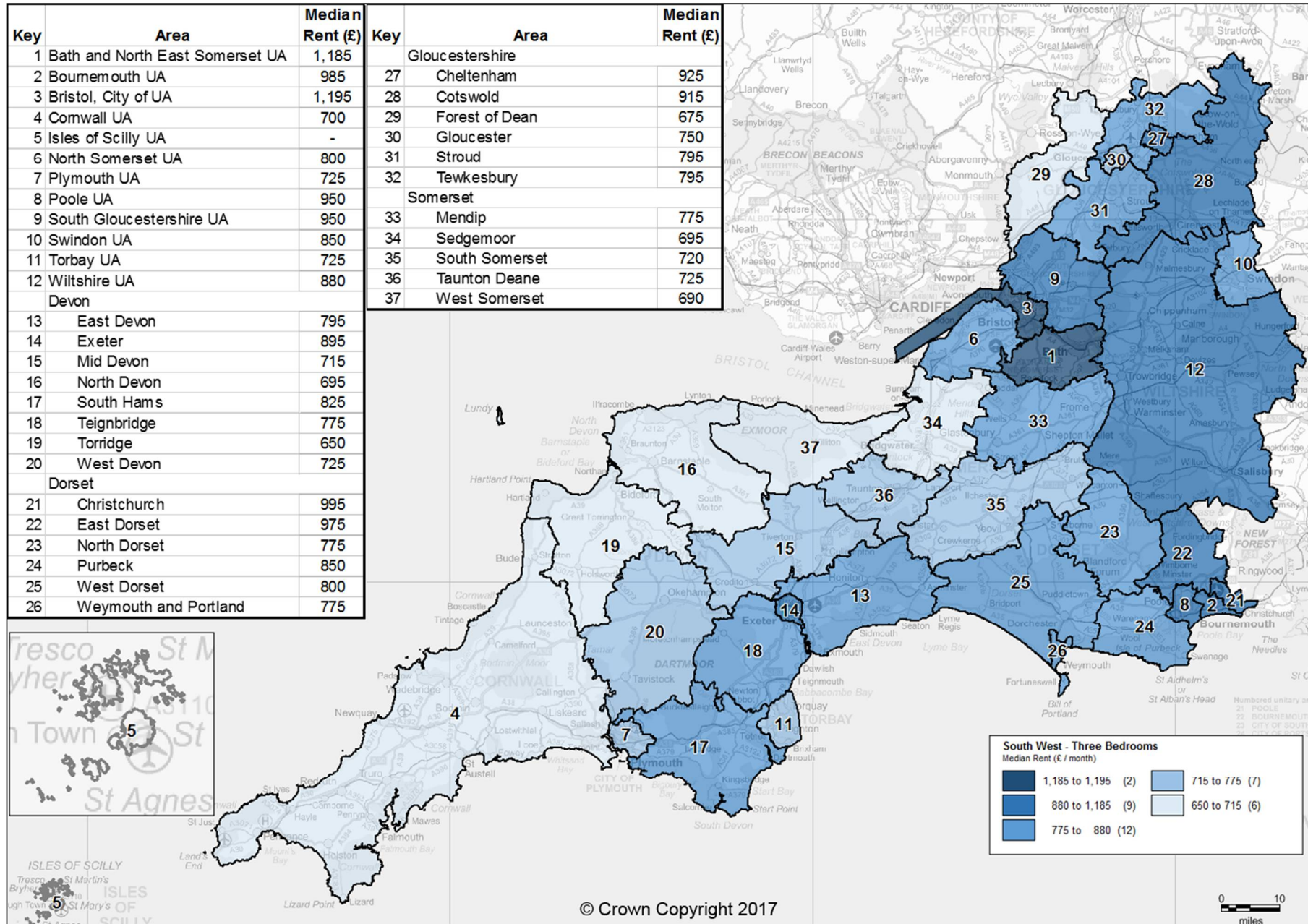


Statistics derived from fewer than five observations have been suppressed and denoted by '-'. The data used to generate these statistics are based on a sample of rental information, collected by Rent Officers from landlords and letting agents.

The composition of this sample changes over time therefore any differences in median rent may be due to differences in the sample rather than true changes in the rental market.

The composition of this sample changes over time therefore any differences in median rent may be due to differences in the sample rather than true changes in the rental market.

Private Rental Market Statistics, 'Three Bedrooms' monthly rents recorded between 1 April 2016 and 31 March 2017 for the South West

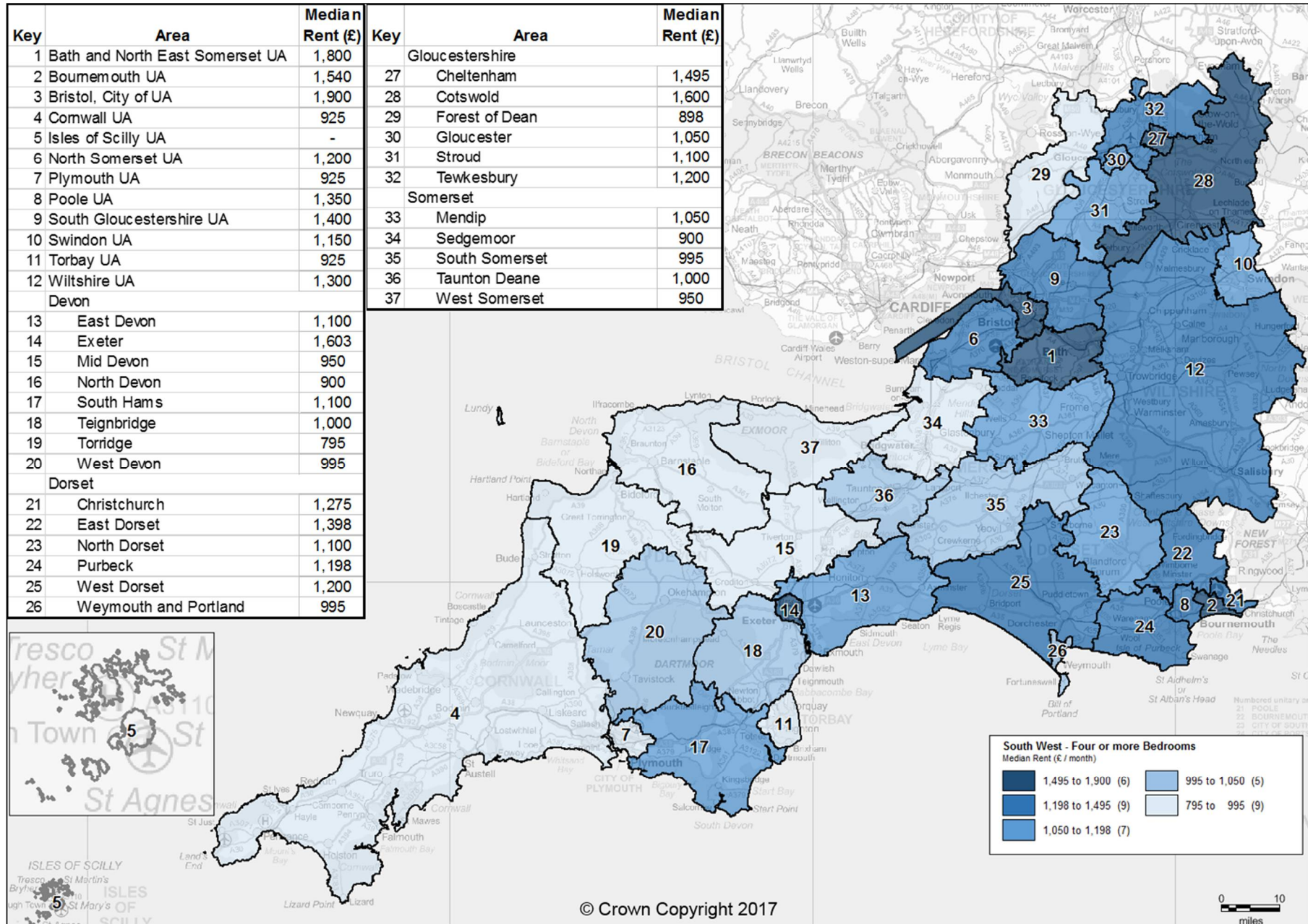


Statistics derived from fewer than five observations have been suppressed and denoted by '-'. The data used to generate these statistics are based on a sample of rental information, collected by Rent Officers from landlords and letting agents.

The composition of this sample changes over time therefore any differences in median rent may be due to differences in the sample rather than true changes in the rental market.

The composition of this sample changes over time therefore any differences in median rent may be due to differences in the sample rather than true changes in the rental market.

Private Rental Market Statistics, 'Four or more Bedrooms' monthly rents recorded between 1 April 2016 and 31 March 2017 for the South West



Statistics derived from fewer than five observations have been suppressed and denoted by '-'. The data used to generate these statistics are based on a sample of rental information, collected by Rent Officers from landlords and letting agents.

The composition of this sample changes over time therefore any differences in median rent may be due to differences in the sample rather than true changes in the rental market.

The composition of this sample changes over time therefore any differences in median rent may be due to differences in the sample rather than true changes in the rental market.