



Ministry of Defence

Quarterly Location Statistics (QLS) July 2017

This statistical release presents figures on the National and International locations of all UK Regular Forces Personnel and MOD civilian personnel.

The tables present information on the stationed location of all UK Regular service and civilian personnel by UK Unitary Authority and Local Authority Area, as well as all global locations.

Data is presented for each Service by Officer / Other Ranks breakdown, and for civilian personnel by non industrial / industrial breakdowns (including Trading Funds and Locally Engaged Civilians).

Key Points and Trends

▼ 138,590	Strength of UK Regular Forces in UK at 1 July 2017 <i>a decrease of 1,030 compared with July 2016</i>
▼ 9,370	Strength of UK Regular Forces located overseas at 1 July 2017 <i>a decrease of 1,190 compared with July 2016</i>
▲ 49,050	Strength of MOD civilian personnel in UK at 1 July 2017 <i>an increase of 760 compared with July 2016</i>
▼ 5,390	Strength of MOD civilian personnel located overseas at 1 July 2017 <i>a decrease of 200 compared with July 2016</i>
▼ 3,880	Strength of UK Regular Forces in Germany at 1 July 2017 <i>a decrease of 1,320 compared with July 2016</i>
▼ 37,680	Largest UK Region concentration of UK Regular Forces is in South East UK <i>a decrease of 1,050 compared with July 2016</i>
▲ 17,920	Largest UK region concentration of MOD civilian personnel is in South West UK <i>an increase of 1,000 compared with July 2016</i>

Responsible statistician: Tri-Service Head of Branch 020 7807 8896 DefStrat-Stat-Tri-Hd@mod.uk
Further information/mailling list: DefStrat-Stat-Tri-Enquiries@mod.uk
Background quality report: www.gov.uk/government/statistics/tri-service-personnel-bulletin-background-quality-reports

Would you like to be added to our **contact list**, so that we can inform you about updates to these statistics and consult you if we are thinking of making changes? You can subscribe to updates by emailing DefStrat-Stat-Tri-Enquiries@mod.uk

Contents

Introduction	page 2
UK Regular Forces by Region	page 3
MOD Civilian Personnel by Region	page 4
World Wide Strengths: Germany Drawdown	page 5
Unitary and Local Authority Changes	page 6
Data Sources and Notes	page 7
Further Information	page 8

Other bulletins in this series can be found at:

<https://www.gov.uk/government/collections/location-of-all-uk-regular-service-and-civilian-personnel-quarterly-statistics-index>

NS indicates the underlying tables are badged as National Statistics

Introduction

This statistical release presents figures on the National and International locations of all UK Regular Forces Personnel and MOD civilian personnel.

The basing of the UK Forces is changing. The Strategic Defence and Security Review 2010 (SDSR) outlined a number of recommendations to transform the UK Forces to be able to face current threats. These aim to restructure the UK Armed Forces and rationalise the Defence estate. This has instigated a number of more detailed plans including the Regular Army Basing Plan.

There are a number of planned modifications to the structure and way each of the Services would operate, with a focus on creating a versatile Force. These include the decisions to reconfigure the Army by reducing it from six to five multi-role brigades. The Royal Air Force (RAF) structure will focus around fewer Fast Jet platforms with increasing numbers of Unmanned Air Vehicles and an improved strategic Air Transport Fleet. Additionally, the British Forces personnel currently based in Germany will be relocated back in the UK. These changes are planned to come into effect by 2020 and will consequently impact on basing both overseas and in the UK. On 23rd November 2015, the Ministry of Defence published the National Security Strategy and Strategic Defence and Security Review 2015. SDSR 2015 outlines plans to uplift the size of the Regular Armed Forces, setting targets for a strength of 82,000 for the Army, and increasing the Royal Navy/Royal Marines and Royal Air Force by a total of 700 personnel. The SDSR 2015 Defence Key Facts booklet announced new targets for 2020 for each of the Services.

UK Regular Forces - Figures are for UK Regular Forces (including both Trained and Untrained personnel), and therefore exclude Gurkhas, Full Time Reserve Service personnel and mobilised reservists. Royal Navy / Royal Marines personnel on sea service are included against the local authority containing the home port of their ship. RAF Other Ranks serving in the South Atlantic are shown against the location containing their home base.

MOD Civilian Personnel - Civilian figures are reported as Full Time Equivalent (FTE). FTE is a measure of the size of the workforce taking into account that some people work part-time. Part-time staff are counted according to the number of hours they work per week as a proportion of normal hours for their grade and location.

A National Statistics publication

The United Kingdom Statistics Authority has designated these statistics as National Statistics, in accordance with the Statistics and Registration Service Act 2007 and signifying compliance with the Code of Practice for Official Statistics.

Designation can be broadly interpreted to mean the statistics:

- meet identified user needs;
- are well explained and readily accessible;
- are produced according to sound methods; and
- are managed impartially and objectively in the public interest.

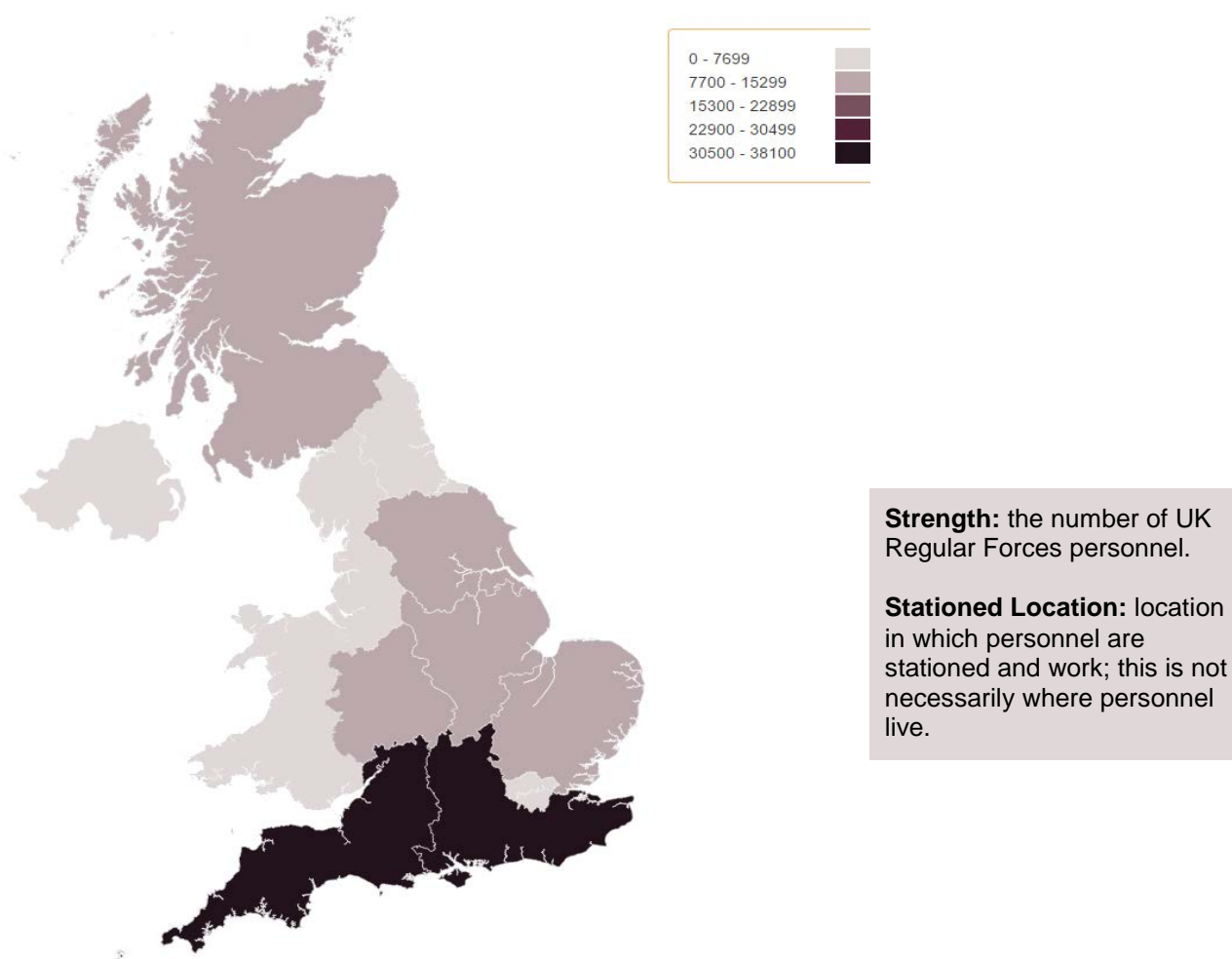
Once statistics have been designated as National Statistics it is a statutory requirement that the Code of Practice shall continue to be observed.

UK Regular Forces by Region

The majority of Service personnel are located in the South East and South West of the UK with 37,680 and 36,870 personnel, respectively. The fewest personnel are located in the North East with 1,130 personnel. The biggest decrease between 01 July 16 and 01 July 17 was in South East of England with a decrease of 1,050. South West had the largest increase of 690 from 36,180 to 36,870 between 01 July 16 to 01 July 17.

A time series of United Kingdom Regular strengths can be found in the accompanying tables, which can be accessed via the link below:

<https://www.gov.uk/government/statistics/location-of-uk-regular-service-and-civilian-personnel-quarterly-statistics-2017>

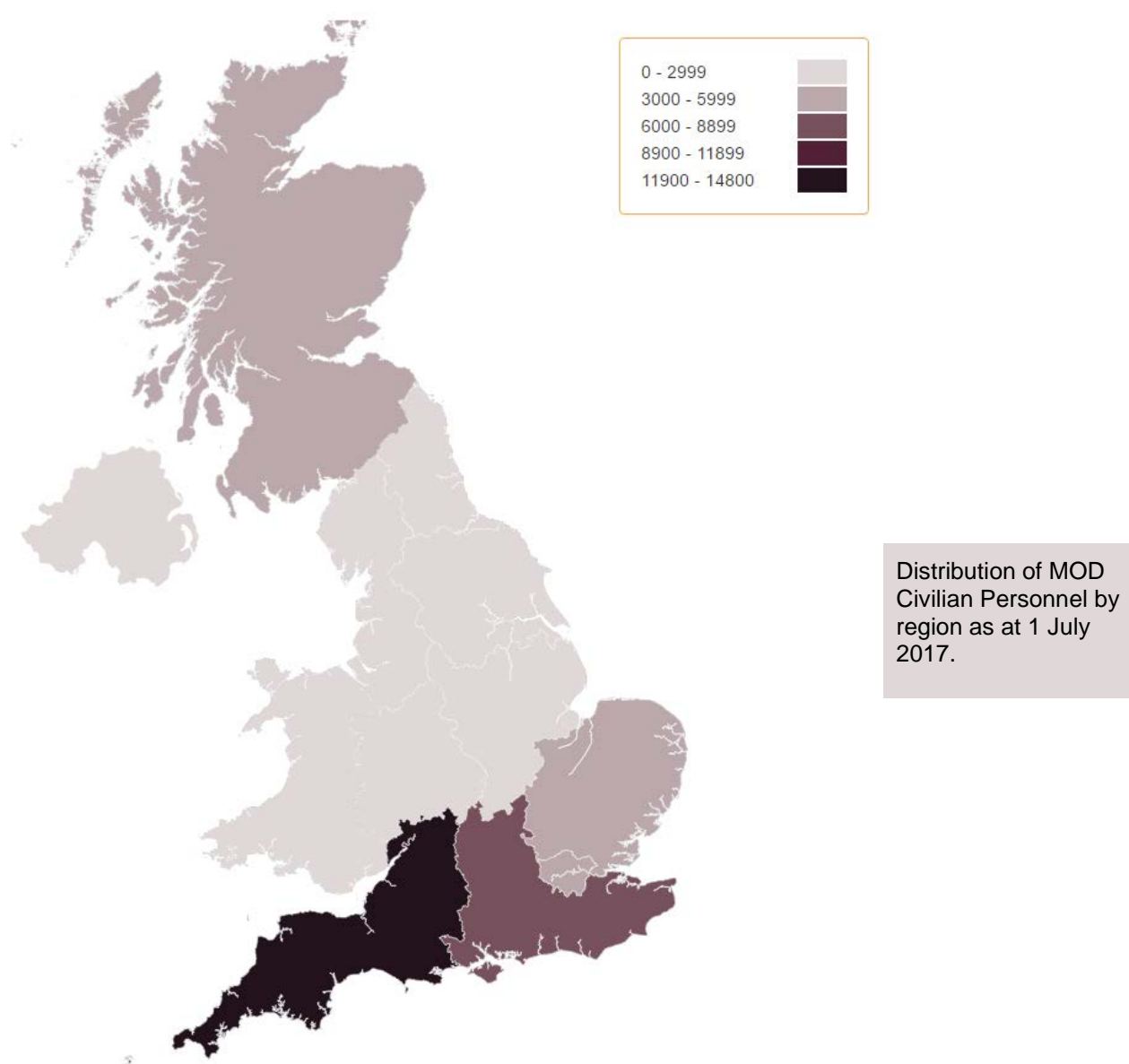


Data converted from Ordnance Survey, Office for National Statistics and National Records
Scotland data © Crown copyright and database right [2014]. Ordnance Survey data covered by OS
OpenData Licence.

MOD Civilian personnel by Region

The majority of personnel are located in the South East and South West of the UK with 9,710 and 17,920 personnel, respectively. The fewest personnel are located in the North East with 250 personnel. The South West has the largest increase in personnel 1,000 between 01 July 16 and 01 July 17. The biggest reduction between 01 July 16 and 01 July 17 was to Yorkshire and the Humber with a decrease of 160 from 2,520 to 2,360. A time series of United Kingdom Civilian strengths can be found in the accompanying tables, which can be accessed via the link below:

<https://www.gov.uk/government/statistics/location-of-uk-regular-service-and-civilian-personnel-quarterly-statistics-2017>



Data converted from Ordnance Survey, Office for National Statistics and National Records
Scotland data © Crown copyright and database right [2014]. Ordnance Survey data covered by OS
OpenData Licence.

Worldwide Strengths

The restructuring of Defence and the changing world picture is having an impact on both Regular and Civilian worldwide strengths. The strength of UK Regular Forces stationed overseas decreased from 10,560 to 9,370 (11.3%) between 1 July 2016 and 1 July 2017. Over the same period, the number of MOD civilian personnel based overseas decreased from 5,590 to 5,390 (3.6%).

A time series of world wide strengths can be found in the accompanying tables, which can be accessed via the link below:

<https://www.gov.uk/government/statistics/location-of-uk-regular-service-and-civilian-personnel-quarterly-statistics-2016>

Germany Drawdown

Background

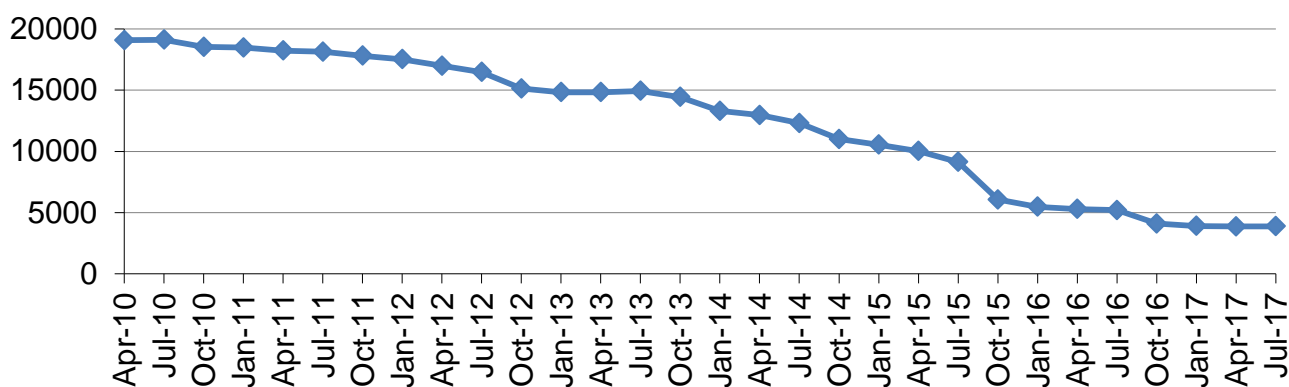
SDSR 2010 announced that while the presence of the British military in Germany has played an important role in demonstrating Alliance solidarity, there was no longer any operational requirement for UK forces to be based there, so the aim was to withdraw forces from Germany by 2020.

The Germany drawdown aims to see half of the approximate 20,000 personnel relocated by 2015 and the remainder by 2020. With the exclusion of approximately 200 Army, RN and RAF personnel who will remain in Exchange and Liaison posts. This will end UK military basing in Germany. The greatest impact will be in the Army, who in April 2010 accounted for 98.4% of the personnel stationed in Germany.

Strength Change

UK Armed Forces Regular personnel stationed in Germany have been declining over the past five years. The strength has fallen from 19,100^r in April 2010 to 3,880 in July 2017. This is a decrease of 15,220. The largest decrease by financial year was the 2015 - 2016 financial year with over 4,500 personnel leaving.

UK Regular Forces Personnel stationed in Germany



Note

Figures are for UK Regular Forces (including both Trained and Untrained personnel), and therefore exclude Gurkhas, Full Time Reserve Service personnel and mobilised reservists.
Germany 2010 strength changed due to a minor revision

Unitary and Local Authority Changes

The restructuring of Defence and the Defence Estate is having an impact on both Regular and Civilian distribution across Unitary and Local Authorities in the UK.

Northern Ireland

There has been a change in structure of Northern Ireland Districts with some Districts now grouped together.

Trading Funds

The privatisation of Trading Funds has resulted in changes for the distribution of personnel. There has been a large reduction in Trading Funds strength between 1 January 2015 and 1 April 2015. This was driven by the privatisation of Defence Support Group and the transfer of 2,000 personnel as at 1 April 2015. Approximately 450 personnel were retained with the Department as the Defence Electronic Components Agency (DECA) within Head Office and Corporate Services.

This has influenced the movements in Flintshire which has seen a 350 reduction of Trading Fund personnel between 1 January 2015 and 1 April 2015 of Trading Fund personnel; and the increase of 220 Industrial, and 100 Non Industrial, civilian personnel during the same period. It is the result of personnel being retained by the Department when the Defence Support Group Trading Fund was privatised and placed into the Defence Electronic Components Agency (DECA) within Head Office and Corporate Services.

RAF Leuchars - Fife

The recent reduction of Regular personnel in Fife to 1 July 2015 was the result of changes set out in SDSR 2010, which announced that the RAF would transition to a single Main Operating Base in Scotland - RAF Lossiemouth - which would continue the growth of the Typhoon Force and provide Quick Reaction Alert for Northern United Kingdom.

On 1 April 2015, RAF Leuchars transitioned to Army control and became the home of the Royal Scots Dragoon Guards, 2 Close Support Battalion of the Royal Electrical and Mechanical Engineers, and 110 Provost Company of the Royal Military Police.

Data Sources and Notes

UK Regular Forces data are sourced from the Joint Personnel Administration (JPA) system. Location data are based on the stationed location of the individual as recorded in the 'Assignment Location' field of the JPA system. The figures are based on Service personnel's stationed location and not their location of residence - where personnel work isn't necessarily where they live. Personnel deployed on operations to an area away from their stationed location are shown against their most recent stationed location.

MOD civilian data are compiled from several sources:

1) Core MOD Personnel - Data for core MOD personnel are taken from the personnel system - Human Resources Management System (HRMS). Defence Statistics use budgetary UINs and attribute people according to the budgetary area that pays them, using the Standing Data System hierarchy from Financial Management Information Systems.

2) Trading Funds - Trading Funds were introduced by the Government under the Trading Funds Act 1973 as a 'means of financing trading operations of a government department which, hitherto, have been carried out on Vote'. They are self-accounting units that have greater freedom than other government departments in managing their own financial and management activities. They are also free to negotiate their own terms and conditions with their personnel and for this reason their grading structures do not always match that of the rest of the Ministry, and this is reflected in some of the tables. Currently the MOD has two Trading Funds - DSTL and the UK Hydrographic Office. Until 1 October 2011, the Met Office also was reported on by the MOD, but as of 1 October 2011 their responsibility transferred to the Department for Business, Information and Skills (BIS).

Defence Support Group (DSG) was privatised as at 1 April 2015, with approximately 2,000 posts transferring to Babcock. Approximately 450 personnel were retained with the Department as the Defence Electronic Components Agency (DECA) within Head Office and Corporate Services.

3) Locally engaged civilians (LEC) - LEC employees are recruited overseas exclusively for employment in support of the UK Armed Forces deployed in a particular overseas theatre and on terms and conditions of service applicable only to that overseas theatre or Administration. Previously this has included the dependents of UK military personnel or UK-based civilian staff employed in overseas theatre (who are sometimes separately identified as UK Dependents). However, to reflect the different terms and conditions of these personnel, UK dependents will not be included in LEC figures from October 2013. LECs are not civil servants. LEC data are provided by Top Level Budgetary areas quarterly to Defence Statistics requirements. LEC FTE strengths are based on the actual FTE of part-time LECs where available, and the FTE for those part-time personnel where actual values remain unavailable are estimated with the mean FTE of part-time LECs, increasing the accuracy of LEC FTE.

4) The Royal Fleet Auxiliary (RFA) - RFA data are now taken from the Magellan personnel system. Previously these data were taken from the CHIPS payroll system, but moving to the Magellan system allows total personnel numbers to be reported, rather than purely those being paid.

5) Defence Equipment and Support (DE&S) - changed status as at 1 April 2015 and was reclassified as a Bespoke Trading Entity, reported under the title DES Bespoke Trading Entity, and will be reported in the same format as current Trading Funds. For the purposes of the QLS report it has still been reported in Industrial and Non Industrial Civilian figures to allow comparable analysis of DE&S across the SDSR periods on a consistent basis.

Further Information

Symbols

|| discontinuity in time series
* not applicable
.. not available
– Zero
~ 5 or fewer
p Provisional
e Estimate
r Revised

Rounding

When rounding to the nearest 10, numbers ending in “5” have been rounded to the nearest multiple of 20 to prevent systematic bias.

Where rounding has been used, totals and sub-totals have been rounded separately and so may not equal the sums of their rounded parts.

Revisions

There are no regular planned revisions of this report. *Amendments to figures for earlier years may be identified during the annual compilation of this Bulletin.* This will be addressed in one of two ways:

- i. where the number of figures updated in a table is small, figures will be updated and those which have been revised will be identified with the symbol "r". An explanation for the revision will be given in the footnotes to the table.
- ii. where the number of figures updated in a table is substantial, the revisions to the table, together with the reason for the revisions, will be identified in the commentary at the beginning of the relevant chapter / section, and in the commentary above affected tables. Revisions will not be identified by the symbol "r" since where there are a large number of revisions in a table this could make them more difficult to read.

Occasionally updated figures will be provided to the editor during the course of the year. Since this Bulletin is published electronically, it is possible to revise figures during the course of the year. However to ensure continuity and consistency, figures will only be adjusted during the year where it is likely to substantially affect interpretation and use of the figures.

Further Information (cont.)

Contact Us

Defence Statistics welcome feedback on our statistical products. If you have any comments or questions about this publication or about our statistics in general, you can contact us as follows:

Defence Statistics (Tri-Service) Telephone: 0207 807 8896
Email: DefStrat-Stat-Tri-Enquiries@mod.uk

If you require information which is not available within this or other available publications, you may wish to submit a Request for Information under the Freedom of Information Act 2000 to the Ministry of Defence. For more information, see:

<https://www.gov.uk/make-a-freedom-of-information-request/the-freedom-of-information-act>

Other contact points within Defence Statistics are:

Defence Expenditure Analysis	030 6793 4531	DefStrat-Econ-ESES-DEA-Hd@mod.uk
Price Indices	030 6793 2100	DefStrat-Econ-ESES-PI-Hd@mod.uk
Naval Service Manpower	023 9254 7426	DefStrat-Stat-Navy-Hd@mod.uk
Army Manpower	01264 886175	DefStrat-Stat-Army-Hd@mod.uk
RAF Manpower	01494 496822	DefStrat-Stat-Air-Hd@mod.uk
Tri-Service Manpower	020 7807 8896	DefStrat-Stat-Tri-Hd@mod.uk
Civilian Manpower	020 7218 1359	DefStrat-Stat-Civ-Hd@mod.uk
Health Information	030 6798 4423	DefStrat-Stat-Health-Hd@mod.uk

Please note that these email addresses may change later in the year.

If you wish to correspond by mail, our postal address is:

Defence Statistics (Tri-Service)
Ministry of Defence, Main Building
Floor 3 Zone M
Whitehall
London
SW1A 2HB

For general MOD enquiries, please call: 020 7218 9000