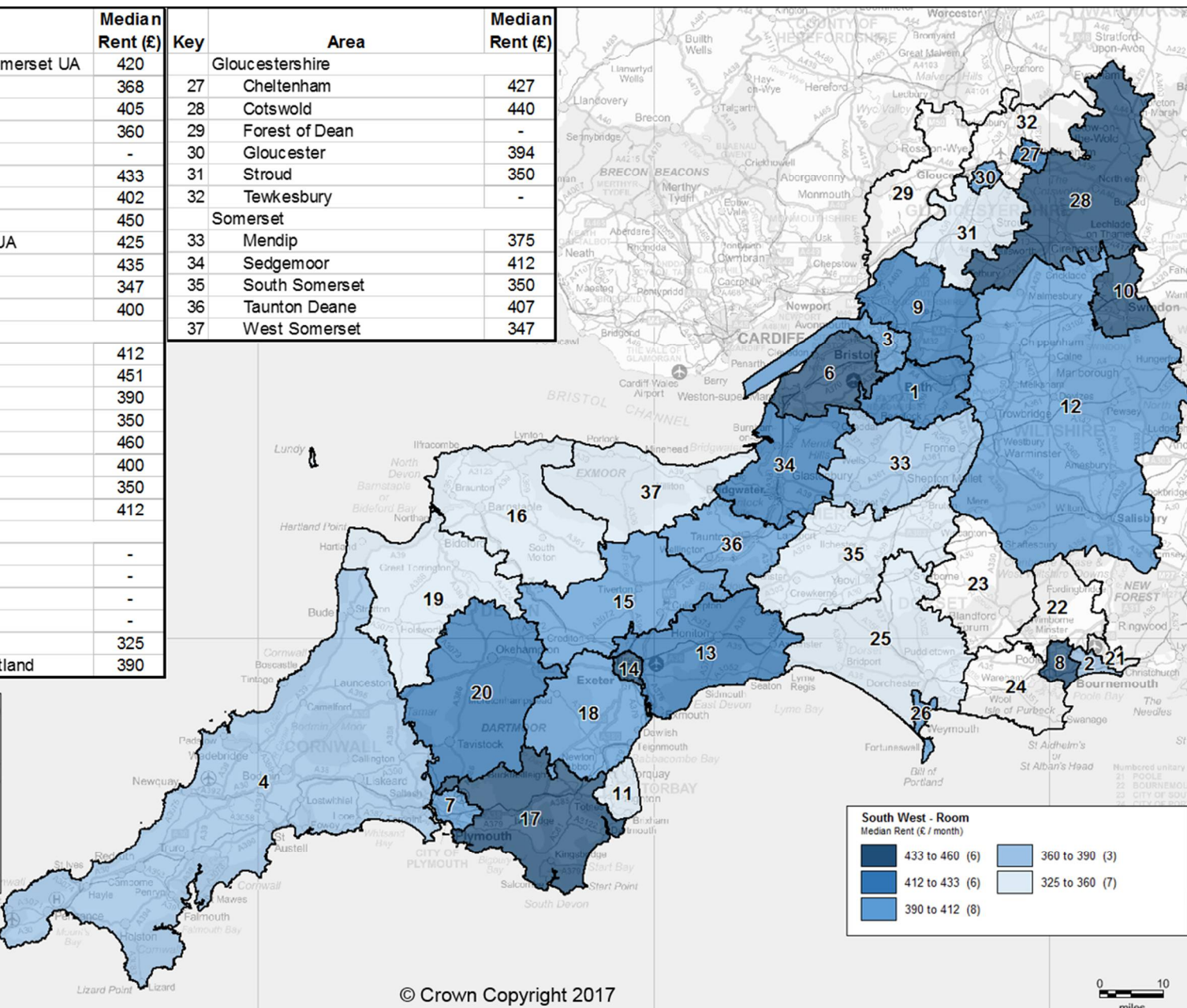


Private Rental Market Statistics, 'Room' monthly rents recorded between 1 October 2016 and 30 September 2017 for the South West

Key	Area	Median Rent (£)
1	Bath and North East Somerset UA	420
2	Bournemouth UA	368
3	Bristol, City of UA	405
4	Corwall UA	360
5	Isles of Scilly UA	-
6	North Somerset UA	433
7	Plymouth UA	402
8	Poole UA	450
9	South Gloucestershire UA	425
10	Swindon UA	435
11	Torbay UA	347
12	Wiltshire UA	400
Devon		
13	East Devon	412
14	Exeter	451
15	Mid Devon	390
16	North Devon	350
17	South Hams	460
18	Teignbridge	400
19	Torridge	350
20	West Devon	412
Dorset		
21	Christchurch	-
22	East Dorset	-
23	North Dorset	-
24	Purbeck	-
25	West Dorset	325
26	Weymouth and Portland	390

Key	Area	Median Rent (£)
Gloucestershire		
27	Cheltenham	427
28	Cotswold	440
29	Forest of Dean	-
30	Gloucester	394
31	Stroud	350
32	Tewkesbury	-
Somerset		
33	Mendip	375
34	Sedgemoor	412
35	South Somerset	350
36	Taunton Deane	407
37	West Somerset	347



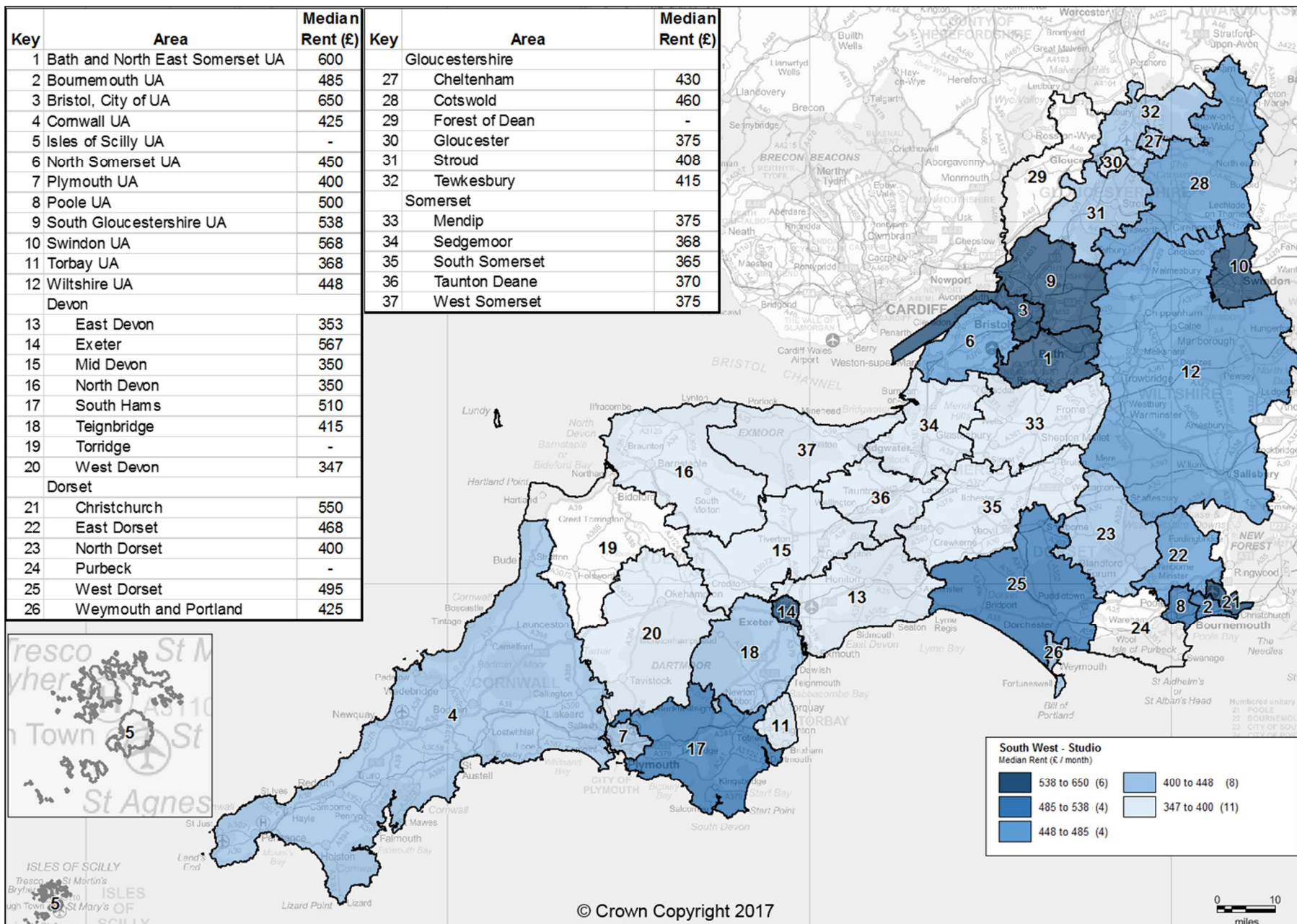
South West - Room Median Rent (£ / month)	
 433 to 460 (6)	 360 to 390 (3)
 412 to 433 (6)	 325 to 360 (7)
 390 to 412 (8)	

© Crown Copyright 2017



Statistics derived from fewer than five observations have been suppressed and denoted by '-'.
The data used to generate these statistics are based on a sample of rental information, collected by Rent Officers from landlords and letting agents.
The composition of this sample changes over time therefore any differences in median rent may be due to differences in the sample rather than true changes in the rental market.

Private Rental Market Statistics, 'Studio' monthly rents recorded between 1 October 2016 and 30 September 2017 for the South West

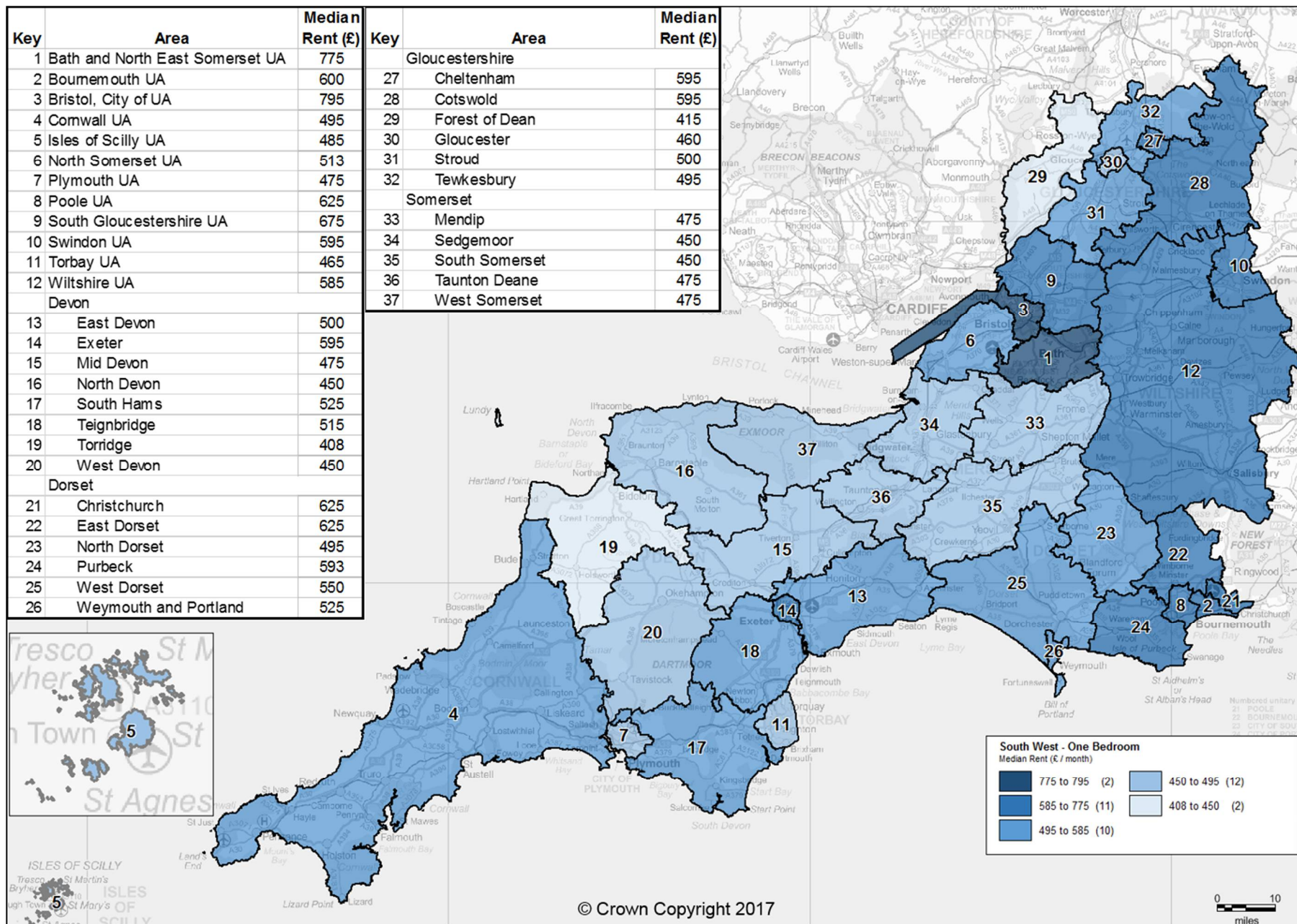


Statistics derived from fewer than five observations have been suppressed and denoted by '-'. The data used to generate these statistics are based on a sample of rental information, collected by Rent Officers from landlords and letting agents.

The composition of this sample changes over time therefore any differences in median rent may be due to differences in the sample rather than true changes in the rental market.

The composition of this sample changes over time therefore any differences in median rent may be due to differences in the sample rather than true changes in the rental market.

Private Rental Market Statistics, 'One Bedroom' monthly rents recorded between 1 October 2016 and 30 September 2017 for the South West

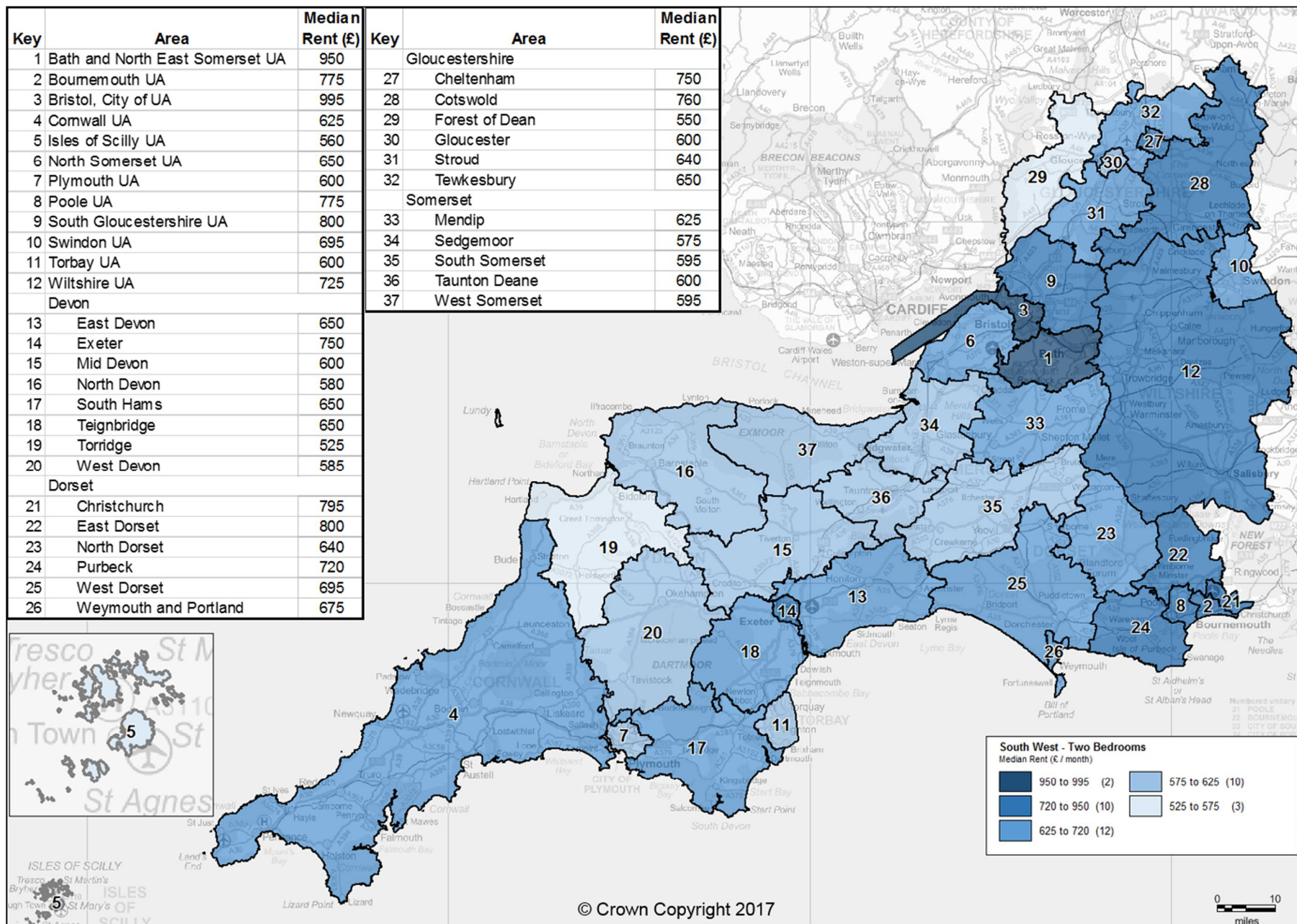


Statistics derived from fewer than five observations have been suppressed and denoted by '-'. The data used to generate these statistics are based on a sample of rental information, collected by Rent Officers from landlords and letting agents.

The composition of this sample changes over time therefore any differences in median rent may be due to differences in the sample rather than true changes in the rental market.

The composition of this sample changes over time therefore any differences in median rent may be due to differences in the sample rather than true changes in the rental market.

Private Rental Market Statistics, 'Two Bedrooms' monthly rents recorded between 1 October 2016 and 30 September 2017 for the South West

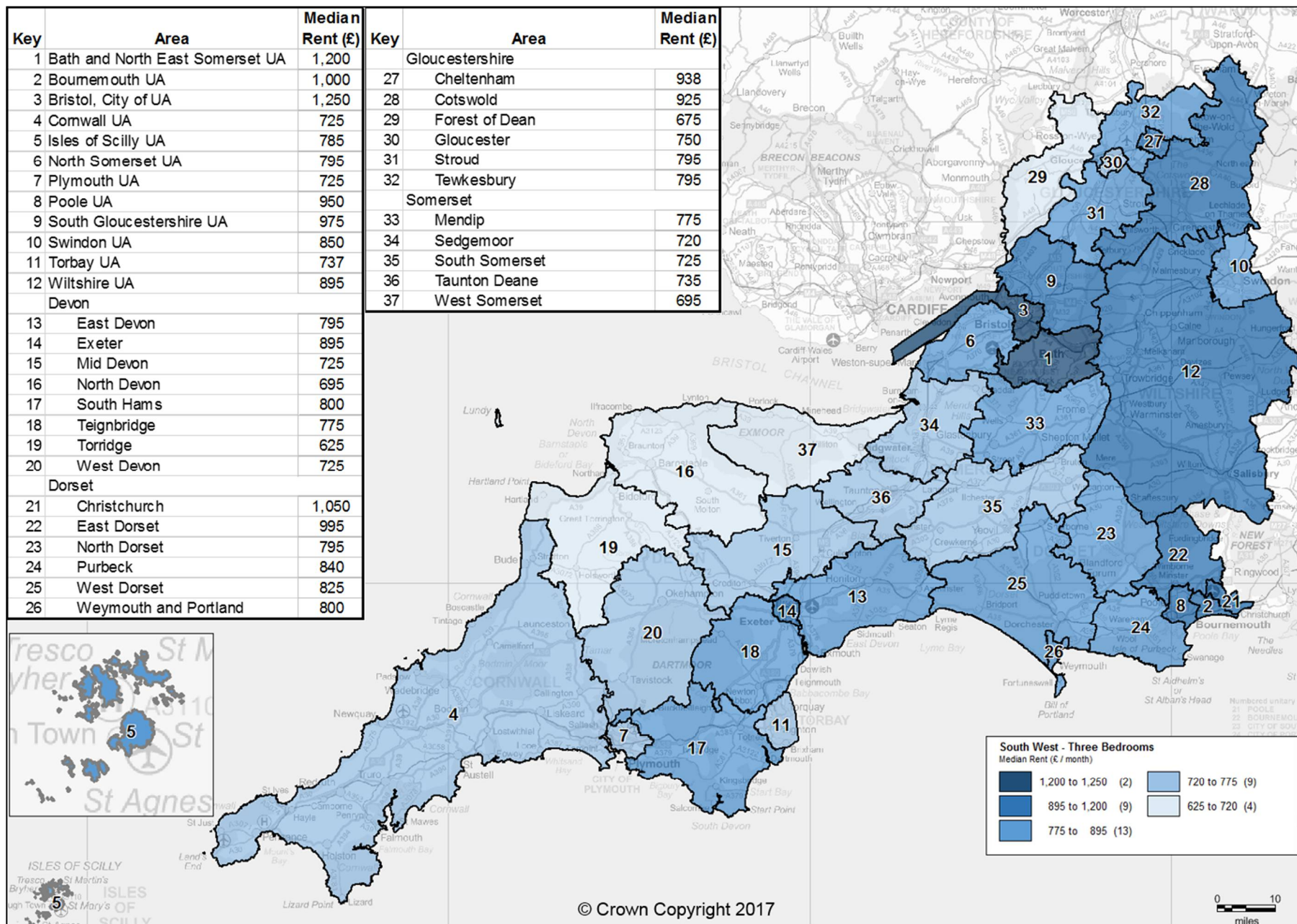


Statistics derived from fewer than five observations have been suppressed and denoted by '-'. The data used to generate these statistics are based on a sample of rental information, collected by Rent Officers from landlords and letting agents.

The composition of this sample changes over time therefore any differences in median rent may be due to differences in the sample rather than true changes in the rental market.

The composition of this sample changes over time therefore any differences in median rent may be due to differences in the sample rather than true changes in the rental market.

Private Rental Market Statistics, 'Three Bedrooms' monthly rents recorded between 1 October 2016 and 30 September 2017 for the South West

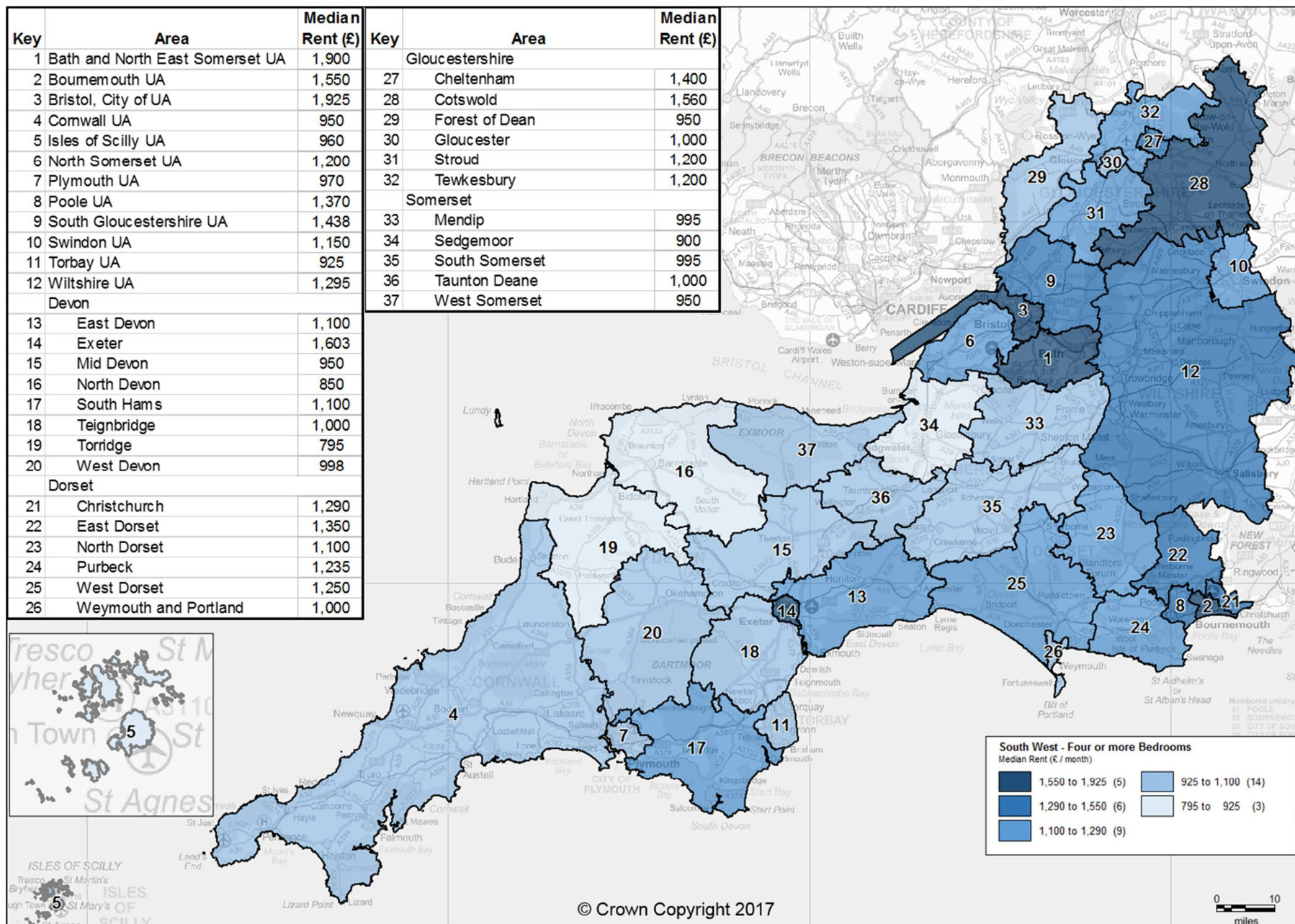


Statistics derived from fewer than five observations have been suppressed and denoted by '-'. The data used to generate these statistics are based on a sample of rental information, collected by Rent Officers from landlords and letting agents.

The composition of this sample changes over time therefore any differences in median rent may be due to differences in the sample rather than true changes in the rental market.

The composition of this sample changes over time therefore any differences in median rent may be due to differences in the sample rather than true changes in the rental market.

Private Rental Market Statistics, 'Four or more Bedrooms' monthly rents recorded between 1 October 2016 and 30 September 2017 for the South West

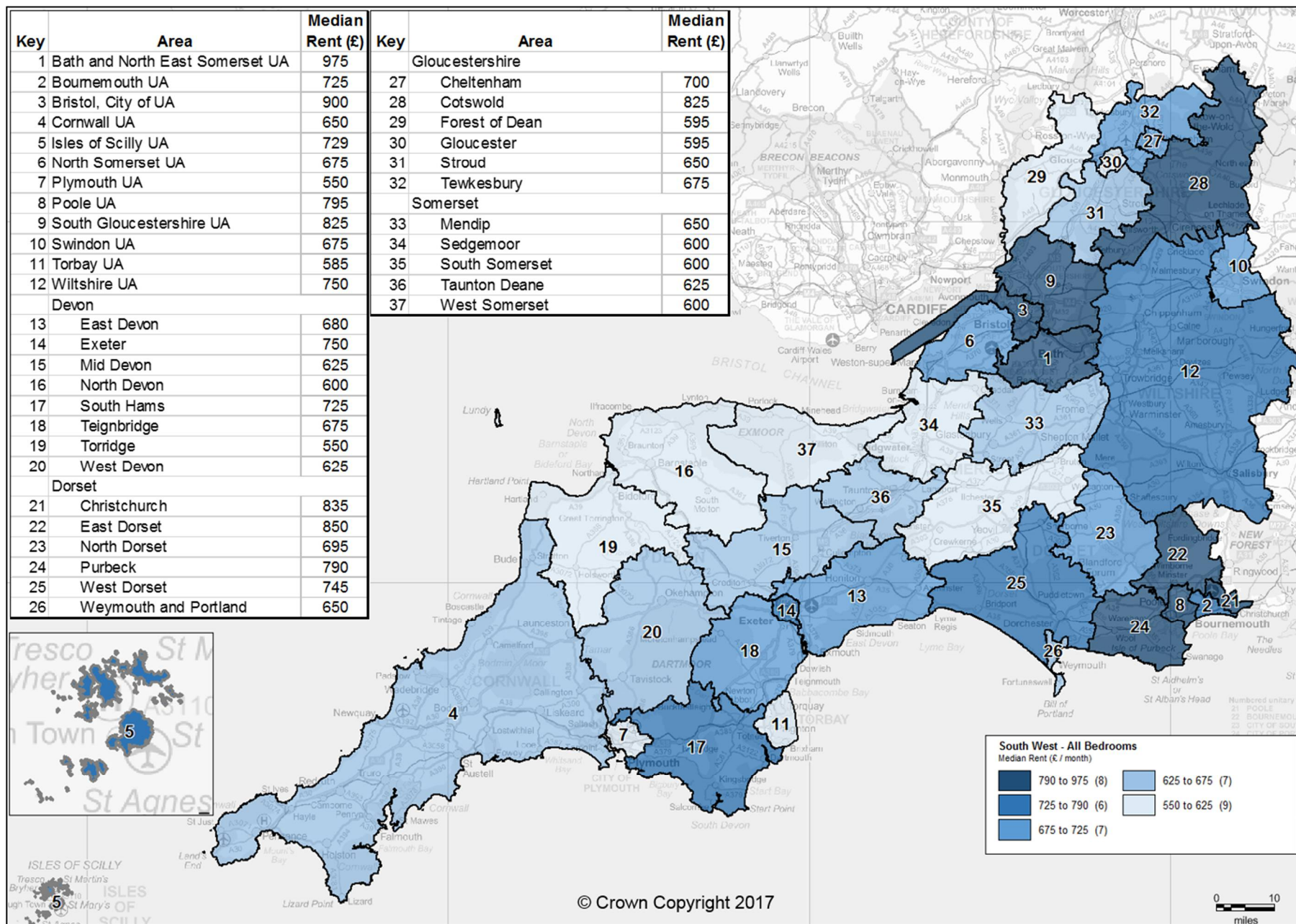


Statistics derived from fewer than five observations have been suppressed and denoted by '-'. The data used to generate these statistics are based on a sample of rental information, collected by Rent Officers from landlords and letting agents.

The composition of this sample changes over time therefore any differences in median rent may be due to differences in the sample rather than true changes in the rental market.

The composition of this sample changes over time therefore any differences in median rent may be due to differences in the sample rather than true changes in the rental market.

Private Rental Market Statistics, 'All Bedrooms' monthly rents recorded between 1 October 2016 and 30 September 2017 for the South West



Statistics derived from fewer than five observations have been suppressed and denoted by '-'. The data used to generate these statistics are based on a sample of rental information, collected by Rent Officers from landlords and letting agents.

The composition of this sample changes over time therefore any differences in median rent may be due to differences in the sample rather than true changes in the rental market.

The composition of this sample changes over time therefore any differences in median rent may be due to differences in the sample rather than true changes in the rental market.