



13 August 2014

Year: 2014 Week: 32

In This Issue:

- Key messages.
- Syndromic indicators at a glance.
- Data summary.
- Indicators by syndrome.
- Cold/flu.
- Fever.
- Cough.
- Vomiting.
- Diarrhoea.
- Eye problems.
- Introduction to charts.
- Notes and further information.
- Acknowledgements.

Key messages

Data to: 10 August 2014

Nothing new to report. The reported levels of diarrhoea calls remains stable.

A Heat-Health Watch system operates in England from 1 June to 15 September each year. As part of the Heatwave Plan for England, the PHE Real-time Syndromic Surveillance team will be routinely monitoring the public health impact of hot weather using syndromic surveillance system during this period.

Heat-health watch level (current reporting week): level 1 [Summer preparedness](http://www.metoffice.gov.uk/weather/uk/heathealth/)
<http://www.metoffice.gov.uk/weather/uk/heathealth/>

Syndromic indicators at a glance:

Indicator	Current trend
Cold/flu	No trend
Fever	Decreasing
Cough	Decreasing
Difficulty breathing	No trend
Diarrhoea	No trend
Vomiting	No trend
Eye problems	No trend
Heat/sunstroke	No trend

NHS Direct call data for the period 2010 to 2013 for comparable syndromes are used as the baseline. These data are included to illustrate the usual seasonal trend in indicators: rates for a specific indicator may be higher or lower than current rates collected from the 111 service due to differences in the services and care should be taken when comparing the two.

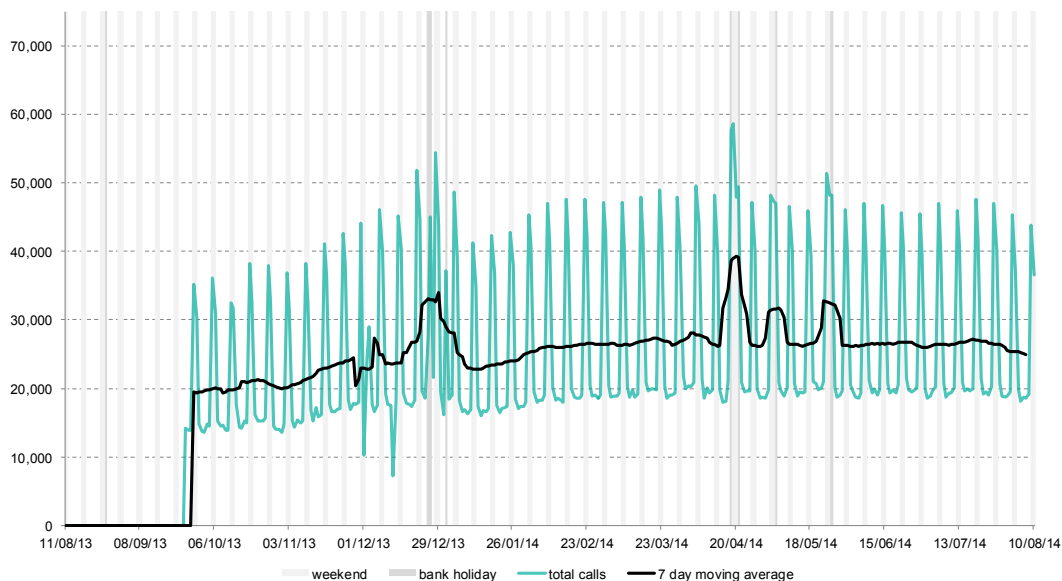
Data summary:

Year	Week	Total calls
2014	32	174,830



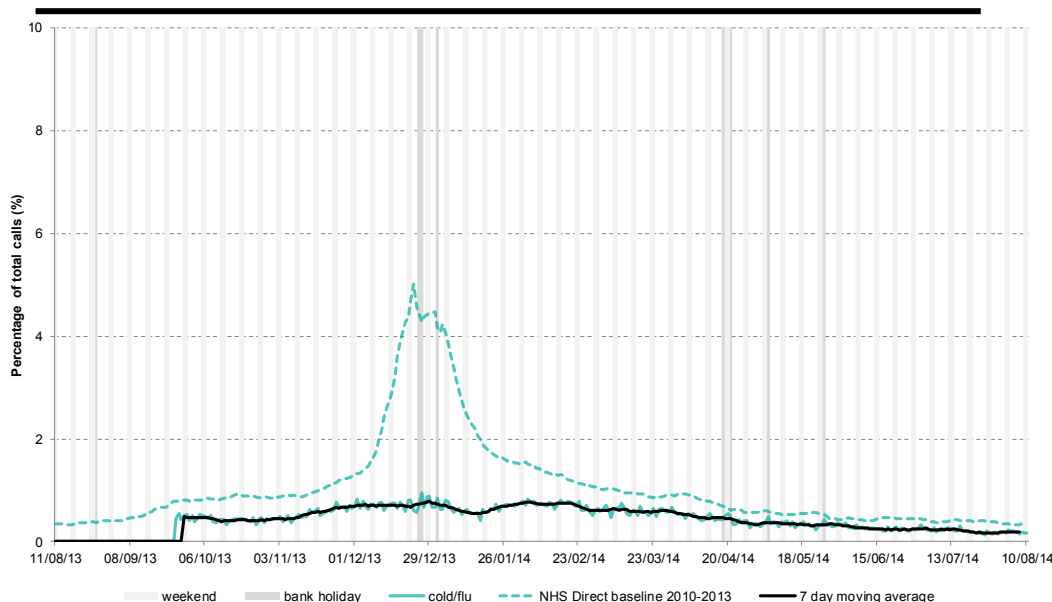
1: Total calls.

The total number of calls recorded each day by NHS 111.



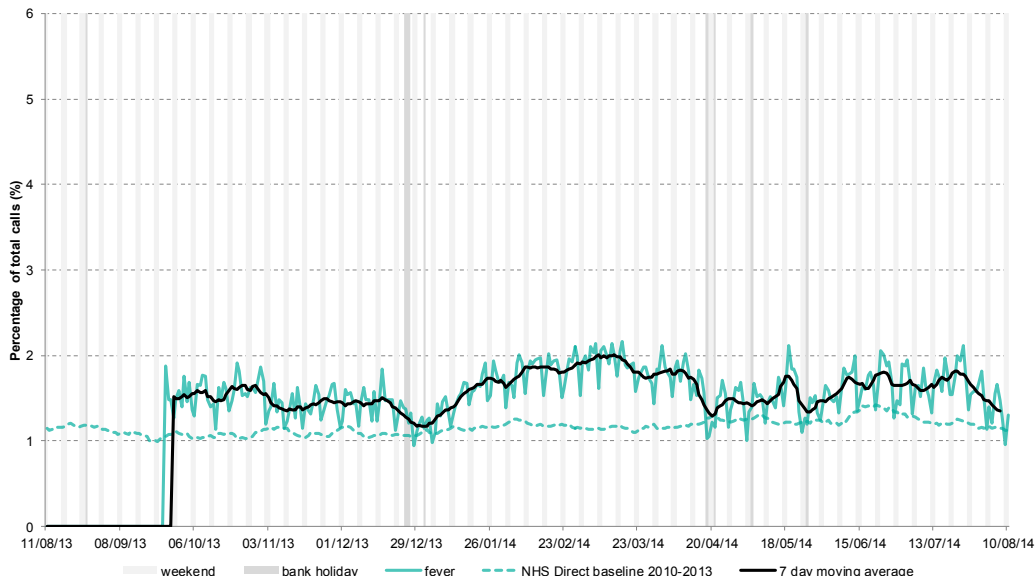
2: Cold/flu

Daily 'cold/flu' calls as a proportion of total calls. Daily indicative adjusted baselines based upon NHS Direct data from 2010 – 2013.



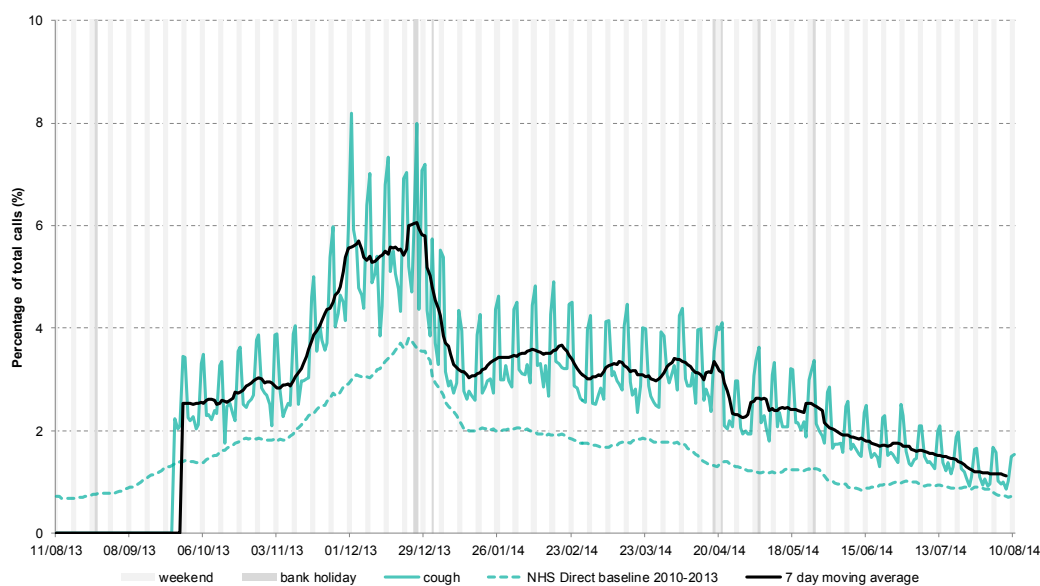
3: Fever

Daily 'fever' calls as a proportion of total calls. Daily indicative adjusted baselines based upon NHS Direct data from 2010 – 2013.



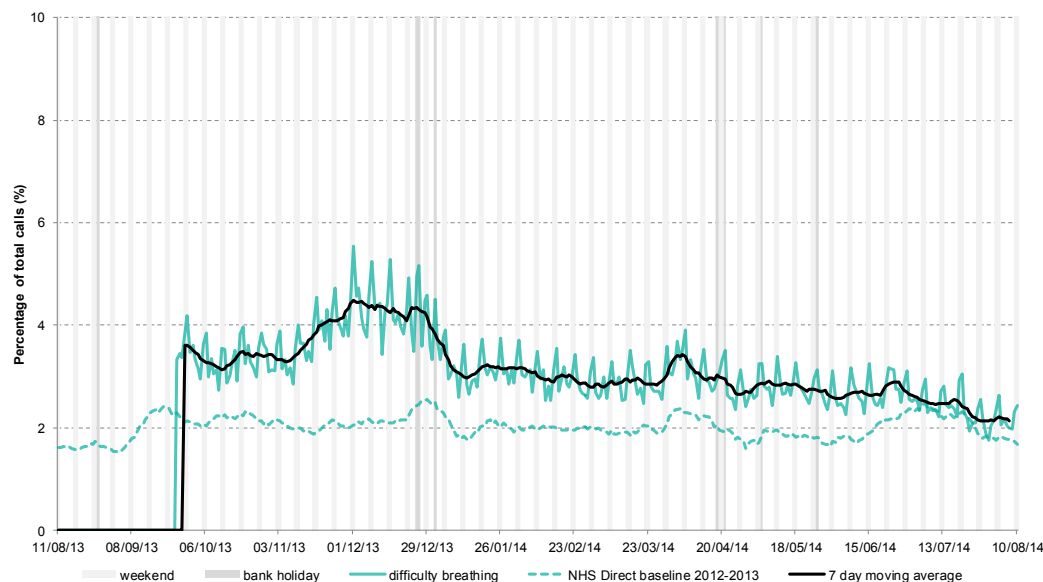
4: Cough

Daily 'cough' calls as a proportion of total calls. Daily indicative adjusted baselines based upon NHS Direct data from 2010 – 2013.



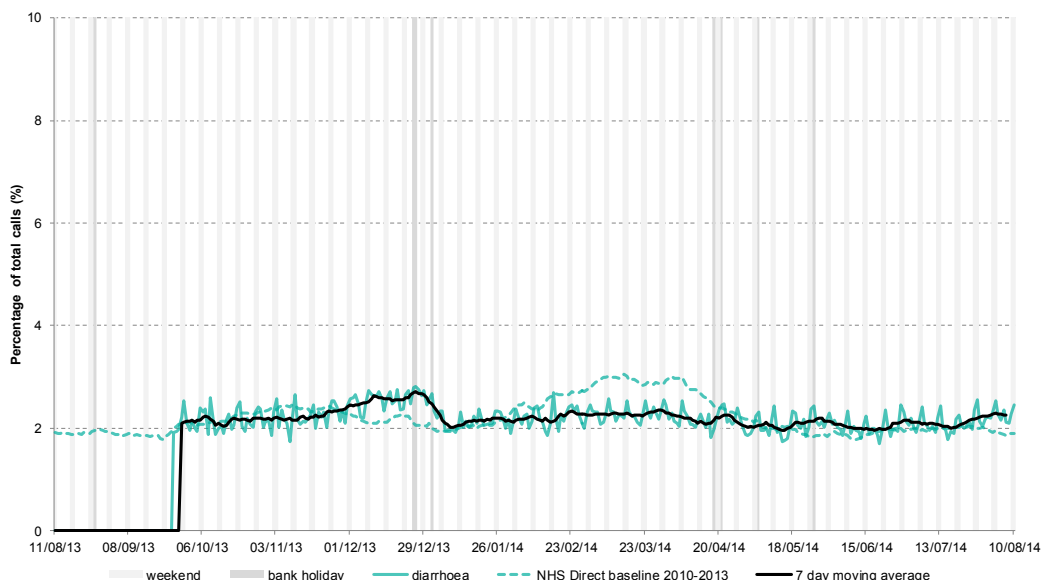
5: Difficulty breathing

Daily 'difficulty breathing' calls as a proportion of total calls. Daily indicative adjusted baselines based upon NHS Direct data from 2012 – 2013.



6: Diarrhoea

Daily 'diarrhoea' calls as a proportion of total calls. Daily indicative adjusted baselines based upon NHS Direct data from 2010 – 2013.

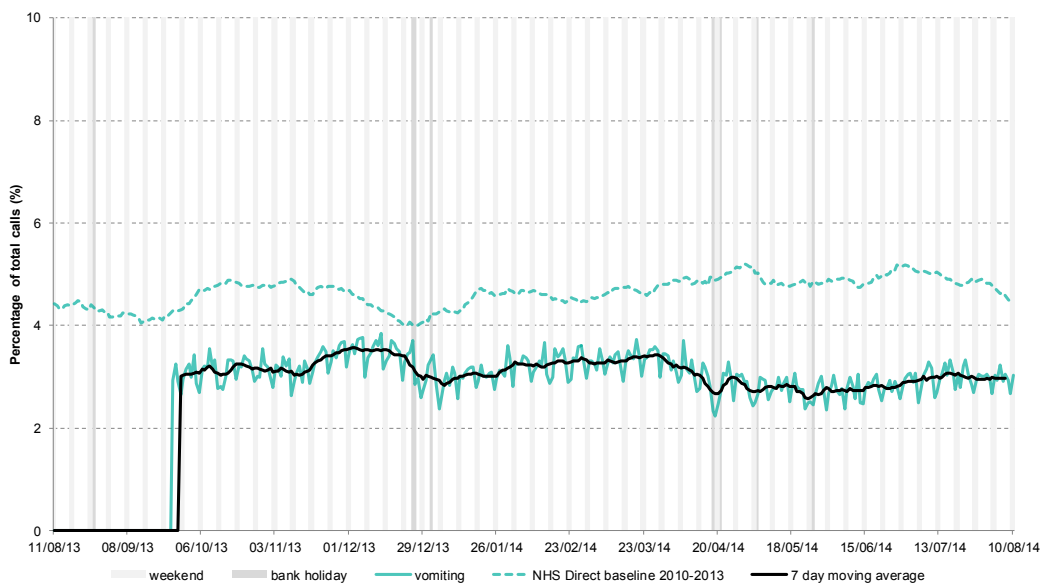


13 August 2014

Year: 2014 Week: 32

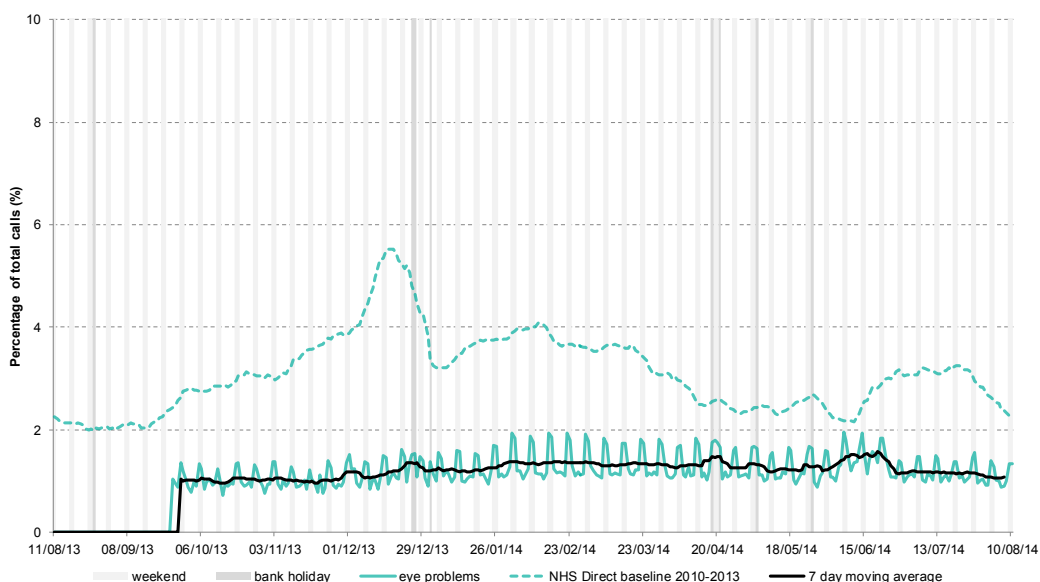
7: Vomiting

Daily 'vomiting' calls as a proportion of total calls. Daily indicative adjusted baselines based upon NHS Direct data from 2010 – 2013.



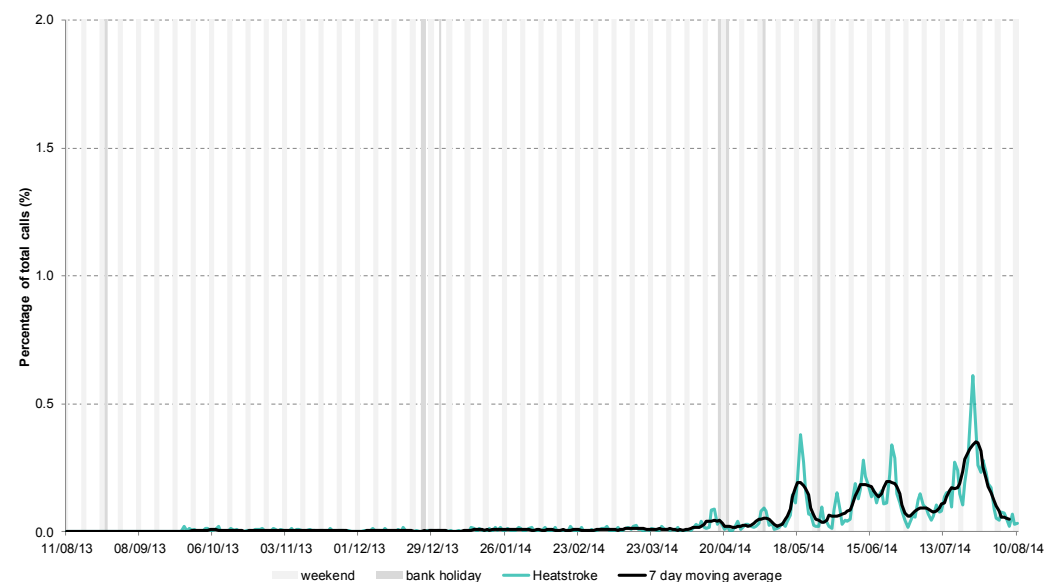
8: Eye problems

Daily 'eye problems' calls as a proportion of total calls. Daily indicative adjusted baselines based upon NHS Direct data from 2010 – 2013.



9. Heat/sunstroke

Daily 'heatstroke & sunstroke' calls as a proportion of total calls. Daily indicative baselines based upon 95th percentile of NHS Direct data from 2003 – 2012.



Introduction to charts:

- Weekends and bank holidays are marked by vertical **grey** lines (bank holidays **darker grey**).
- A 7-day moving average is overlaid on the daily data reported in each chart, unless specified.
- Until sufficient NHS 111 data are available, historical baseline are presented using NHS Direct data for 2010 to 2013 for comparable syndromes overlaid on each chart to illustrate expected trends. The NHS Direct historical baseline for difficulty breathing is based on data for 2012 to 2013 only.
- For comparison, the baseline data are included using historical data from the NHS Direct 0845 telephone service. These data are included to illustrate seasonal trends in indicators: rates for a specific indicator may be higher or lower than current rates collected from the 111 service due to differences in the services and care should be taken when comparing the two.
- This new syndromic surveillance system is still under development and further analyses at PHE Centre level will be included in future bulletins.

Notes and further information:

Further information about NHS 111 can be found at:

<http://www.nhs.uk/NHSEngland/AboutNHSservices/Emergencyandurgentcareservices/Pages/NHS-111.aspx>

The Remote Health Advice Syndromic Surveillance bulletin can also be downloaded from the PHE Real-time Syndromic Surveillance website which also contains more information about syndromic surveillance:

<http://www.hpa.org.uk/Topics/InfectiousDiseases/InfectionsAZ/RealtimeSyndromicSurveillance/>

Acknowledgements:

We are grateful to NHS 111 and to HSCIC for their assistance and support in providing the anonymised call data that underpin the Remote Health Advice Syndromic Surveillance System.



Contact ReSST:
syndromic.surveillance
@phe.gov.uk

Remote Health Advice Syndromic Surveillance System Bulletin.

Produced by: PHE Real-time Syndromic Surveillance Team
6th Floor, 5 St Philip's Place, Birmingham, B3 2PW
Tel: 0344 225 3560 > Option 4 > Option 2 **Fax:** 0121 236 2215
Web: <http://www.hpa.org.uk/Topics/InfectiousDiseases/InfectionsAZ/RealtimeSyndromicSurveillance>