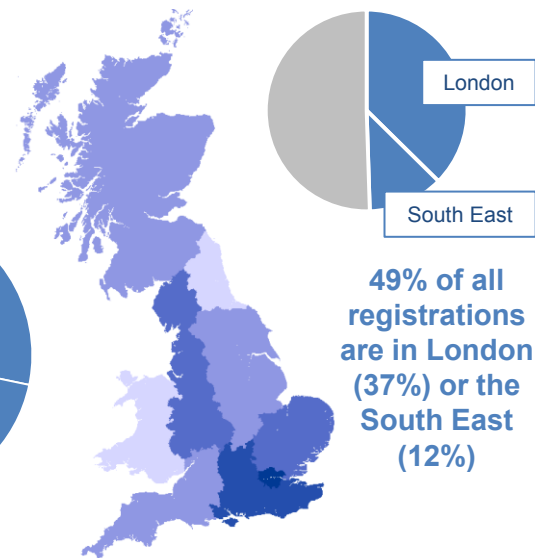
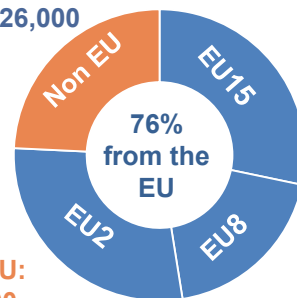
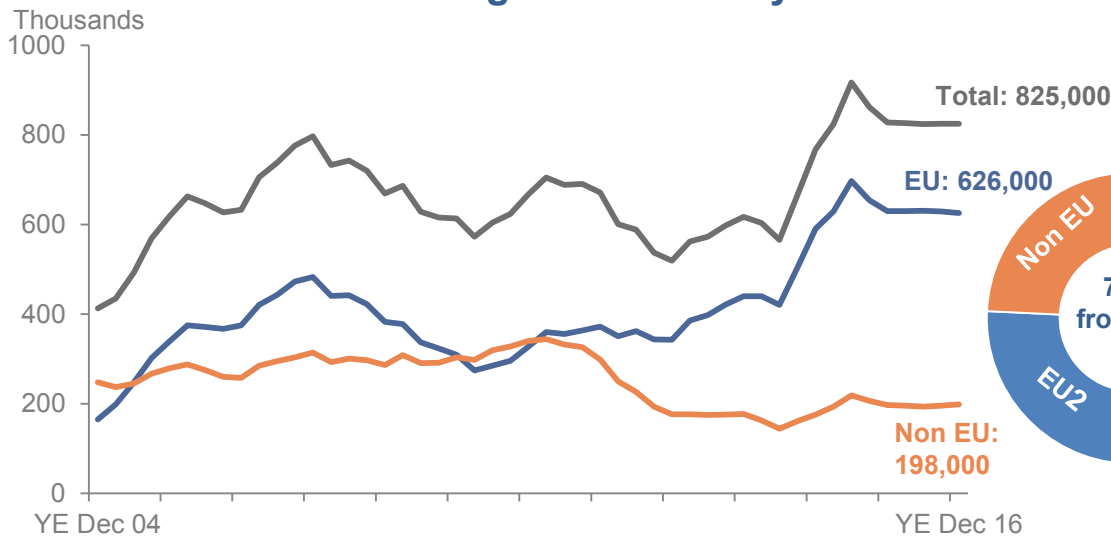




Department  
for Work &  
Pensions

# National Insurance Numbers Allocated to Adult Overseas Nationals Registrations to December 2016

## 825 thousand NINo's registered in the year to December 2016



### Changes from the previous year : By world area (in thousands)

World areas	YE Dec 2016 total	Diff to Dec15	% change to previous year
<b>Total</b>	<b>825</b>	<b>-3</b>	<b>0%</b>
<b>European Union</b>	<b>626</b>	<b>-5</b>	<b>-1%</b>
(of which) EU15	232	-1	-0%
(of which) EU8	158	-26	-14%
(of which) EU2	231	22	11%
<b>Non-European Union</b>	<b>198</b>	<b>1</b>	<b>1%</b>

### ...and the top 5 Nationalities . Registrations to December 2016 (thousands) and % change from the previous year.

EU		Non EU	
<b>Romania</b>	189 (+11%)	<b>India</b>	35 (1%)
<b>Poland</b>	93 (-16%)	<b>Australia</b>	13 (-4%)
<b>Italy</b>	63 (+7%)	<b>China</b>	13 (-3%)
<b>Spain</b>	48 (-5%)	<b>Pakistan</b>	12 (-4%)
<b>Bulgaria</b>	42 (8%)	<b>United States</b>	10 (7%)

Nationalities with the largest *increases* in registrations in the year to December 2016 are : Romania, Italy, Bulgaria (see above). Greece up 22% to 15,000 and Syria up 55% to 5,000.