

In the year ending
September 2015
Motor Vehicle Traffic
in Great Britain was

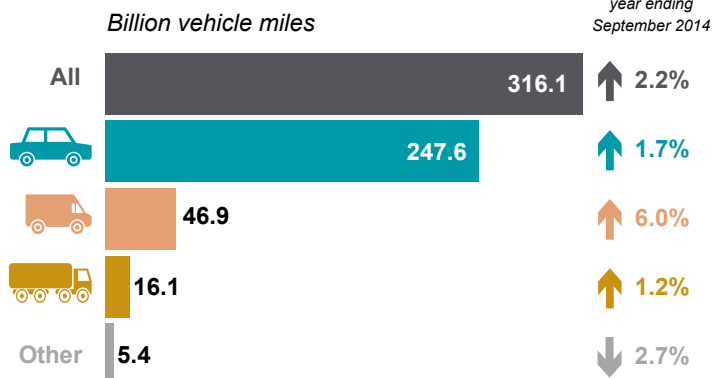
316.1

 billion
vehicle
miles

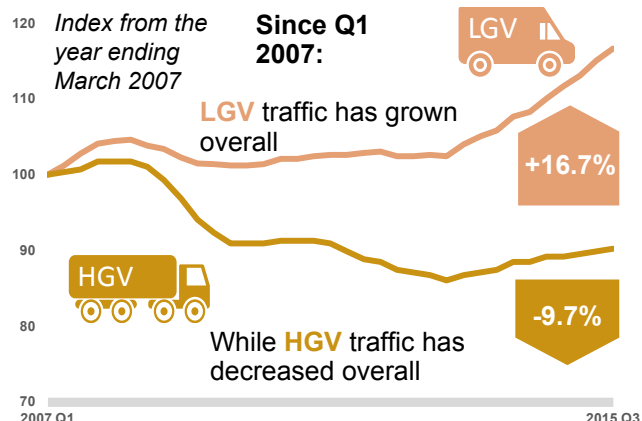
2.2%
above the
previous year

0.6%
above the pre-
recession peak in
2007

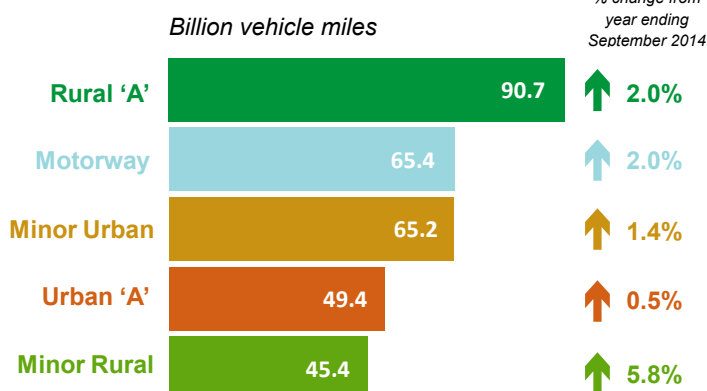
Vehicles In the year ending September 2015:



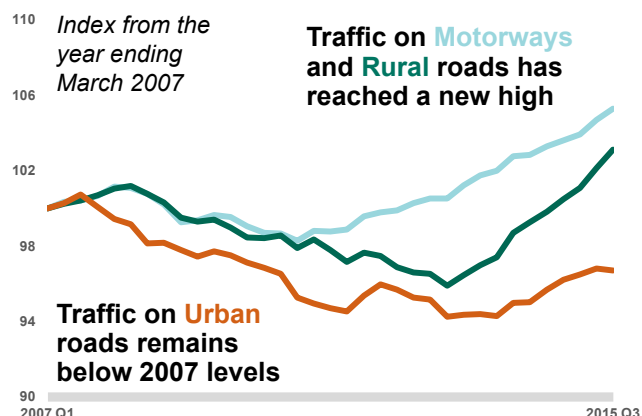
Longer term trends



Roads In the year ending September 2015:



Longer term trends



In context

Compared to the previous year:

GDP

+2.6%

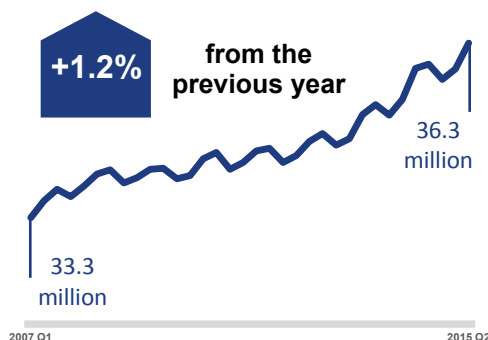


Premium
unleaded

£ -14.8
p/litre

Licensed vehicles

In June 2015 there were 36.3 million
vehicles licensed for use



Congestion

Average speed on local
'A' roads in England
during the weekday
morning peak:

23.6 mph

-2.7% from the
year ending
September 2014