



Ministry
of Defence



UK Regular Armed Forces Continuous Attitude Survey 2016

Published 19 May 2016

Reference and Margin of Error tables Annual tables B1.1 to B23.4

Issued by: Defence Statistics (WDS)

Tel: 020 7807 8792

Email: DefStrat-Stat-WDS-Hd@mod.uk

Notes

General

Statistics within this document are produced from the Armed Forces Continuous Attitude Surveys from 2007 - 2016. Results from any questions included within the survey prior to 2016, but not included in the 2016 survey, can be found in earlier AFCAS reports, available on www.gov.uk.

Revisions to 2015 data

In the 2015 data, there were errors in processing which resulted in a number of personnel being incorrectly filtered in or out of question responses. Certain questions have therefore been revised in 2016. These are marked on individual tables.

Technical notes

Significance Testing

Tables of results are produced using SPSS Complex Samples to ensure estimates and their corresponding standard errors are correctly weighted. Where year on year comparisons are possible, Z-tests at the 99% confidence level are carried out.

Survey estimates (percentages) accompanied by ** in the statistical tables indicate that the difference between that year's estimate and the 2015 estimate is statistically significant. Where a previous year's survey estimate is not underlined this indicates that not enough evidence has been found of a statistically significant difference between the percentage estimate for that year and the 2015 percentage estimate.

Note that significant increases do not necessarily refer to an improvement. A significant increase in dissatisfaction, for example, is unlikely to be considered an improvement.

Margin of Error

Each estimate carries a margin of error and these are presented in corresponding tables. Margins of error enable users to observe the level of uncertainty in the estimate. Broadly speaking, a larger margin of error corresponds to a greater degree of uncertainty. Large error margins are usually the result of having a small number of respondents within a particular group. Where the margin is larger, users should interpret such results with caution.

Symbols and conventions

- .. denotes not available
- ** denotes significant at the 99% confidence level
- Axxx unique identifier for each question

Estimates for groups with fewer than 30 respondents are not presented in this report. Where there are fewer than 30 respondents, estimates are replaced with ~

AFCAS 2016 - Reference Tables Index

Margin of error tables for each section follow the corresponding estimate tables.

Section	Reference Table	Question number	Table description	AFCAS Main Report Section
01 Your Pay	B1.1	A008	How strongly do you agree or disagree with the following? The X-Factor in my salary is enough compensation for Service lifestyle, working conditions and expectations.	Section 5 - Allowances, Pay and JPA
01 Your Pay	B1.2	A603	How strongly do you agree or disagree with the following? The pay and benefits I receive are fair for the work I do.	Section 5 - Allowances, Pay and JPA
01 Your Pay		A767	How strongly do you agree or disagree with the following? The [Service] offer (including dental & healthcare, subsidised accommodation, pay & pension) is better than that which industry offers.	Section 5 - Allowances, Pay and JPA
01 Your Pay	B1.3	A001	How satisfied are you with the following? My rate of basic pay (basic pay includes X-Factor, but excludes Recruitment and Retention Pay [RRP] and any allowances).	Section 5 - Allowances, Pay and JPA
01 Your Pay	B1.4	A003	How satisfied are you with the following? My Recruitment and Retention Pay (RRP).	Section 5 - Allowances, Pay and JPA
01 Your Pay	B1.5	A005	How satisfied are you with the following? My allowances, e.g. Longer Separation Allowance (LSA), Get You Home (GYH).....	
01 Your Pay	B1.6	A004	How satisfied are you with the following? My pension benefits.	Section 5 - Allowances, Pay and JPA
01 Your Pay	B1.7	A002	How satisfied are you with the following? Information about pay and allowances, e.g. from the intranet, DINs and brochures.	
01 Your Pay	B1.8	A006	How satisfied are you with the following? My ability to access JPA.	
02 Your Work	B2.1	A022	How satisfied are you with [Service] life in general?	Section 1 - Morale, Commitment & Engagement
02 Your Work	B2.2	A024	How would you rate the level of morale of... Myself?	Section 1 - Morale, Commitment & Engagement
02 Your Work	B2.3	A025	How would you rate the level of morale of... My Unit?	Section 1 - Morale, Commitment & Engagement
02 Your Work	B2.4	A026	How would you rate the level of morale of... The [Service] as a whole?	Section 1 - Morale, Commitment & Engagement
02 Your Work	B2.5	A044	How satisfied are you with the following aspects of your current job? My job in general.	Section 1 - Morale, Commitment & Engagement
02 Your Work	B2.6	A045	How satisfied are you with the following aspects of your current job? The sense of achievement I get from my work.	
02 Your Work	B2.7	A046	How satisfied are you with the following aspects of your current job? The challenge in my job.	
02 Your Work	B2.8	A047	How satisfied are you with the following aspects of your current job? The amount of variety in my work.	
02 Your Work	B2.9	A344	How satisfied are you with the following aspects of your current job? My current work location.	
02 Your Work	B2.10	A052	How strongly do you agree or disagree with the following? My superiors do not interfere excessively in my work activities.	
02 Your Work	B2.11	A053	How strongly do you agree or disagree with the following? I am given sufficient authority to make decisions.	
02 Your Work	B2.12	A054	How strongly do you agree or disagree with the following? If I make a genuine mistake at work, I do not feel that it will be held against me.	
02 Your Work	B2.13	A055	How strongly do you agree or disagree with the following? Where I work people do not automatically look for someone to blame when things go wrong.	
02 Your Work	B2.14	A056	How strongly do you agree or disagree with the following? I am encouraged to find better ways of doing things at work.	
02 Your Work	B2.15	A057	How strongly do you agree or disagree with the following? I am always given a clear deadline as to when work needs to be completed.	
02 Your Work	B2.16	A058	How strongly do you agree or disagree with the following? When I am set a task at work, I am told very clearly what output is required.	
02 Your Work	B2.17	A604	How strongly do you agree or disagree with the following? I have a choice in deciding how I do my work.	
02 Your Work	B2.18	A060	How strongly do you agree or disagree with the following? I know that if I do my job well I will be praised or rewarded.	
03 Resources and Workload	B3.1	A048	How satisfied are you with the following? The standard of personal equipment/kit I have to do my job (e.g. clothes, boots, personal weapon).	
03 Resources and Workload	B3.2	A569	How satisfied are you with the following? The availability of personal equipment/kit I have to do my job.	
03 Resources and Workload	B3.3	A049	How satisfied are you with the following? The standard of major equipment I have to do my job (e.g. vehicles and systems).	
03 Resources and Workload	B3.4	A602	How satisfied are you with the following? The availability of major equipment I have to do my job.	
03 Resources and Workload	B3.5	A345	How would you rate your workload over the last 12 months?	Section 9 - Work-Life Balance
04 Your Line Management	B4.1	A145	How strongly do you agree or disagree with the following statements about your immediate superior (Service or civilian)? Understands and represents my interests.	Section 2 - Line Management and Work
04 Your Line Management	B4.2	A146	How strongly do you agree or disagree with the following statements about your immediate superior (Service or civilian)? Supports me in my job.	Section 2 - Line Management and Work

04 Your Line Management	B4.3	A147	How strongly do you agree or disagree with the following statements about your immediate superior (Service or civilian)? Sets a positive example.	Section 2 - Line Management and Work
04 Your Line Management	B4.4	A148	How strongly do you agree or disagree with the following statements about your immediate superior (Service or civilian)? Encourages me to develop my skills.	Section 2 - Line Management and Work
04 Your Line Management	B4.5	A149	How strongly do you agree or disagree with the following statements about your immediate superior (Service or civilian)? Is supportive over work/life balance issues.	Section 2 - Line Management and Work
04 Your Line Management	B4.6	A605	How strongly do you agree or disagree with the following statements about your immediate superior (Service or civilian)? Provides regular feedback on my performance.	
04 Your Line Management	B4.7	A367	How strongly do you agree or disagree with the following statements about your immediate superior (Service or civilian)? Tells me what's going on at work.	
04 Your Line Management	B4.8	A587	How strongly do you agree or disagree with the following statements about your immediate superior (Service or civilian)? Is someone I trust.	
04 Your Line Management	B4.9	A606	How strongly do you agree or disagree with the following statements about your immediate superior (Service or civilian)? Helps me to understand how I contribute to [Service] objectives.	
04 Your Line Management	B4.10	A607	How strongly do you agree or disagree with the following statements about your immediate superior (Service or civilian)? Helps me to understand how major change decisions will affect me.	
04 Your Line Management	B4.11	A608	How strongly do you agree or disagree with the following statements about your immediate superior (Service or civilian)? Works well with personnel from different backgrounds.	
04 Your Line Management	B4.12	A609	How strongly do you agree or disagree with the following statements about your immediate superior (Service or civilian)? I am satisfied with the leadership provided by my immediate supervisor.	Section 2 - Line Management and Work
04 Your Line Management	B4.13	A768	How long have you worked with your Divisional Officer?	Section 2 - Line Management and Work
04 Your Line Management	B4.14	A769	How strongly do you agree or disagree with the following statements? I trust my Divisional Officer to support me.	Section 2 - Line Management and Work
04 Your Line Management	B4.15	A770	How strongly do you agree or disagree with the following statements? My Divisional Officer knows me well.	Section 2 - Line Management and Work
04 Your Line Management	B4.16	A771	How long have you worked with your immediate chain of command?	Section 2 - Line Management and Work
04 Your Line Management	B4.17	A772	How strongly do you agree or disagree with the following statements? I trust my immediate chain of command to support me.	Section 2 - Line Management and Work
04 Your Line Management	B4.18	A773	How strongly do you agree or disagree with the following statements? My immediate chain of command knows me well.	Section 2 - Line Management and Work
05 Senior Leadership	B5.1	A142	How strongly do you agree or disagree with the following statements about the senior leaders of the [Service] (i.e. Commodore/Brigadier/Air Commodore and above)? They understand and represent my interests.	Section 3 - Leadership and Managing Change
05 Senior Leadership	B5.2	A610	How strongly do you agree or disagree with the following statements about the senior leaders of the [Service] (i.e. Commodore/Brigadier/Air Commodore and above)? They are keen to listen to Service people's feedback.	
05 Senior Leadership	B5.3	A578	How strongly do you agree or disagree with the following statements about the senior leaders of the [Service] (i.e. Commodore/Brigadier/Air Commodore and above)? They champion the [Service's] interests in Tri-Service issues.	
05 Senior Leadership	B5.4	A581	How strongly do you agree or disagree with the following statements about the senior leaders of the [Service] (i.e. Commodore/Brigadier/Air Commodore and above)? They communicate decisions to personnel.	
05 Senior Leadership	B5.5	A582	How strongly do you agree or disagree with the following statements about the senior leaders of the [Service] (i.e. Commodore/Brigadier/Air Commodore and above)? They understand the impact of change on personnel.	
05 Senior Leadership	B5.6	A611	How strongly do you agree or disagree with the following statements about the senior leaders of the [Service] (i.e. Commodore/Brigadier/Air Commodore and above)? I have confidence in the leadership of the [Service].	Section 3 - Leadership and Managing Change
06 Commitment	B6.1	A612	How strongly do you agree or disagree with the following? In the last 12 months, I have fulfilled my commitments/promises to the [Service].	
06 Commitment	B6.2	A613	How strongly do you agree or disagree with the following? In the last 12 months, the [Service] has fulfilled its commitments/promises to me.	
06 Commitment	B6.3	A031	How strongly do you agree or disagree with the following? I am proud to be in the [Service].	Section 1 - Morale, Commitment & Engagement
06 Commitment	B6.4	A032	How strongly do you agree or disagree with the following? I am valued by the [Service].	Section 1 - Morale, Commitment & Engagement
06 Commitment	B6.5	A033	How strongly do you agree or disagree with the following? I would recommend joining the [Service] to others.	Section 1 - Morale, Commitment & Engagement
06 Commitment	B6.6	A331	How strongly do you agree or disagree with the following? I feel a strong personal attachment to the [Service].	Section 1 - Morale, Commitment & Engagement
06 Commitment	B6.7	A614	How strongly do you agree or disagree with the following? I feel a strong personal attachment to my unit.	
06 Commitment	B6.8	A332	How strongly do you agree or disagree with the following? The [Service] inspires me to do the best in my job.	Section 1 - Morale, Commitment & Engagement
06 Commitment	B6.9	A333	How strongly do you agree or disagree with the following? The [Service] motivates me to help it achieve its objectives.	Section 1 - Morale, Commitment & Engagement
06 Commitment	B6.10	A334	How strongly do you agree or disagree with the following? My family is proud of me serving in the Armed Forces.	
06 Commitment	B6.11	A335	How strongly do you agree or disagree with the following? My family benefits from being a Service family.	
06 Commitment	B6.12	A615	How strongly do you agree or disagree with the following? My family supports my career in the [Service].	
06 Commitment	B6.13	A038	How strongly do you agree or disagree with the following? The ethos of the [Service] is an important part of life in the [Service].	
06 Commitment	B6.14	A774	How strongly do you agree or disagree with the following? The ethos of my branch is important to me.	
07 Working with Others	B7.1	A029	In considering your immediate working team, to what extent do you agree or disagree with the following? My team know exactly what their responsibilities are.	

07 Working with Others	B7.2	A616	In considering your immediate working team, to what extent do you agree or disagree with the following? The people in my team can be relied upon to help when things get difficult in my job.	
07 Working with Others	B7.3	A027	In considering your immediate working team, to what extent do you agree or disagree with the following? We have confidence in ourselves as a team.	
07 Working with Others	B7.4	A330	In considering your immediate working team, to what extent do you agree or disagree with the following? The people in my team work together to find ways to improve the service we provide.	
07 Working with Others	B7.5	A617	In considering your immediate working team, to what extent do you agree or disagree with the following? Team members work well with personnel from different backgrounds.	
07 Working with Others	B7.6	A618	Have you had working contact with any of the following in the last two years? Armed Forces Reserves.	Section 4 - Working with Others
07 Working with Others	B7.7	A619	Have you had working contact with any of the following in the last two years? MOD Civil Servants.	
07 Working with Others	B7.8	A620	Have you had working contact with any of the following in the last two years? MOD contractors.	
07 Working with Others	B7.9	A621	In your experience, how would you rate the contribution to the [Service] of... Armed Forces Reserves.	Section 4 - Working with Others
07 Working with Others	B7.10	A622	In your experience, how would you rate the contribution to the [Service] of... MOD Civil Servants.	
07 Working with Others	B7.11	A623	In your experience, how would you rate the contribution to the [Service] of... MOD contractors.	
07 Working with Others	B7.12	A624	In your experience, how well integrated into the [Service] are... Armed Forces Reserves.	Section 4 - Working with Others
07 Working with Others	B7.13	A625	In your experience, how well integrated into the [Service] are... MOD Civil Servants.	
07 Working with Others	B7.14	A626	In your experience, how well integrated into the [Service] are... MOD contractors.	
07 Working with Others	B7.15	A627	In your experience, how would you rate the professionalism of... Armed Forces Reserves.	
07 Working with Others	B7.16	A628	In your experience, how would you rate the professionalism of... MOD Civil Servants.	
07 Working with Others	B7.17	A629	In your experience, how would you rate the professionalism of... MOD contractors.	
08 Change	B8.1	A352	How strongly do you agree or disagree with the following? Change is managed well in my immediate working team.	Section 3 - Leadership and Managing Change
08 Change	B8.2	A570	How strongly do you agree or disagree with the following? Change is managed well in my Unit/Establishment.	Section 3 - Leadership and Managing Change
08 Change	B8.3	A353	How strongly do you agree or disagree with the following? Change is managed well in the [Service].	Section 3 - Leadership and Managing Change
09 Your Deployment	B9.1	A751	With regards to your current/last operational deployment (RN includes sea-going deployment), were you deployed individually or as part of a Unit?	
09 Your Deployment	B9.2	A752	With regards to your current/last operational deployment (RN includes sea-going deployment), how satisfied were you with the following? Non-Operational allowances (e.g. LSA, GYH(T), residual unaccompanied rate of LOA).	
09 Your Deployment	B9.3	A753	With regards to your current/last operational deployment (RN includes sea-going deployment), how satisfied were you with the following? Operational allowances (e.g. Overseas Assistance, Concessionary travel for immediate families, Unpleasant work allowance, Unpleasant living allowance etc).	
09 Your Deployment	B9.4	A754	With regards to your current/last operational deployment (RN includes sea-going deployment), how satisfied were you with the following? The deployment notice.	Section 6 - Deployment
09 Your Deployment	B9.5	A755	With regards to your current/last operational deployment (RN includes sea-going deployment), how satisfied were you with the following? The pre-operational/deployment training (RN/RM include sea training).	Section 6 - Deployment
09 Your Deployment	B9.6	A756	With regards to your current/last operational deployment, how satisfied were you with the following? That the equipment I used during training was the same as that used on operations.	
09 Your Deployment	B9.7	A757	With regards to your current/last operational deployment, how satisfied were you with the following? The personal kit and equipment I received for use on operations.	
09 Your Deployment	B9.8	A630	With regards to your current/last operational deployment, how satisfied were you with the following? The major equipment (e.g. vehicles and systems) I used on operations.	
09 Your Deployment	B9.9	A631	With regards to your current/last operational deployment (RN includes sea-going deployment), how satisfied were you with the following? The welfare support I received from the [Service] when I returned from operational deployment.	Section 6 - Deployment
09 Your Deployment	B9.10	A632	With regards to your current/last operational deployment (RN includes sea-going deployment), how satisfied were you with the following? The welfare support that my family, partner and/or parents received from the [Service] when I returned from operational deployment.	Section 6 - Deployment
09 Your Deployment	B9.11	A758	With regards to your current/last operational deployment (RN includes sea-going deployment), how satisfied were you with the following? The decompression and post operational tour support I received when I returned from operational deployment.	Section 6 - Deployment
09 Your Deployment	B9.12	A759	With regards to your current/last operational deployment (RN includes sea-going deployment), how satisfied were you with the following? The Post Operational Stress Management that I received when I returned from operational deployment.	Section 6 - Deployment
09 Your Deployment	B9.13	A633	With regards to your current/last operational deployment (RN includes sea-going deployment), how satisfied were you with the following? The operational role I was assigned to.	
09 Your Deployment	B9.14	A760	During your pre-operational preparation, did you have access to the following? Job specification for the post.	
09 Your Deployment	B9.15	A761	During your pre-operational preparation, did you have access to the following? Assignment Order.	
09 Your Deployment	B9.16	A762	During your pre-operational preparation, did you have access to the following? Preparation Instruction.	
09 Your Deployment	B9.17	A763	During your pre-operational preparation, did you have access to the following? A1 Ops Website.	
09 Your Deployment	B9.18	A764	What is your view of the following regarding your experience of operational deployments (RN includes sea-going deployments)? The frequency of my operational deployments.	Section 6 - Deployment

09 Your Deployment	B9.19	A765	What is your view of the following regarding your experience of operational deployments (RN includes sea-going deployments)? The length of my operational deployments.	Section 6 - Deployment
10 Your Career	B10.1	A634	Overall how satisfied are you with the way your career is being managed?	
10 Your Career	B10.2	A154	Overall how satisfied are you with the career management service provided by the [Service Career Management Provider]?	Section 7 - Training, Development and Career
10 Your Career	B10.3	A378	In terms of your current assignment, how strongly do you agree or disagree with the following? I have the knowledge, skill and experience to do my job.	Section 7 - Training, Development and Career
10 Your Career	B10.4	A379	In terms of your current assignment, how strongly do you agree or disagree with the following? My knowledge, skill and experience are being used.	Section 7 - Training, Development and Career
10 Your Career	B10.5	A380	In terms of your current assignment, how strongly do you agree or disagree with the following? The assignment provides development opportunities that will enhance my promotion prospects.	
10 Your Career	B10.6	A381	In terms of your current assignment, how strongly do you agree or disagree with the following? My personal preferences were taken into account.	
10 Your Career	B10.7	A153	How satisfied are you with the following? The notice I received for my current/last assignment.	Section 7 - Training, Development and Career
10 Your Career	B10.8	A635	How satisfied are you with the following? Involvement in decisions that affect my career.	
10 Your Career	B10.9	A161	How satisfied are you with the following? The fairness of the appraisal system.	
10 Your Career	B10.10	A162	How satisfied are you with the following? The fairness of the promotion system.	Section 7 - Training, Development and Career
10 Your Career	B10.11	A163	How satisfied are you with the following? My opportunities for promotion.	Section 7 - Training, Development and Career
10 Your Career	B10.12	A169	How satisfied are you with the following? My opportunities for further service.	
10 Your Career	B10.13	A588	How strongly do you agree or disagree with the following statement? I am willing to serve overseas (i.e. on a permanent assignment).	
10 Your Career	B10.14	A589	How influential are/would be the following factors in your willingness to serve overseas (i.e. on a permanent assignment)? Current rates of LOA.	
10 Your Career	B10.15	A590	How influential are/would be the following factors in your willingness to serve overseas (i.e. on a permanent assignment)? Travel allowances (e.g. Get You Home (Overseas)).	
10 Your Career	B10.16	A592	How influential are/would be the following factors in your willingness to serve overseas (i.e. on a permanent assignment)? The removals/storage service.	
10 Your Career	B10.17	A594	How influential are/would be the following factors in your willingness to serve overseas (i.e. on a permanent assignment)? In country support (e.g. medical, dental, welfare).	
10 Your Career	B10.18	A595	How influential are/would be the following factors in your willingness to serve overseas (i.e. on a permanent assignment)? Local security situation.	
10 Your Career	B10.19	A596	How influential are/would be the following factors in your willingness to serve overseas (i.e. on a permanent assignment)? Impact on your career.	
10 Your Career	B10.20	A591	How influential are/would be the following factors in your willingness to serve overseas (i.e. on a permanent assignment)? Availability of CEA.	
10 Your Career	B10.21	A597	How influential are/would be the following factors in your willingness to serve overseas (i.e. on a permanent assignment)? Spouse's prospects of working overseas.	
11 Training and Development	B11.1	A636	How satisfied are you with the following? My opportunities for professional development.	
11 Training and Development	B11.2	A164	How satisfied are you with the following? My opportunities for personal development.	
11 Training and Development	B11.3	A518	How satisfied are you with the following? The timing of the training I have received in order to carry out my current job roles.	
11 Training and Development	B11.4	A166	How satisfied are you with the following? The extent to which I am doing the job for which I was trained.	Section 7 - Training, Development and Career
11 Training and Development	B11.5	A167	How satisfied are you with the following? My opportunities to gain civilian accreditation for Service training e.g. NVQs, apprenticeships.	
11 Training and Development	B11.6	A775	How strongly do you agree or disagree with the following? I am given enough training to enable me to make moral decisions within my role.	
11 Training and Development	B11.7	A776	How much importance do you place on professional / civilian accreditation?	
12 Your Future Plans	B12.1	A173	What are your plans for the future?	Section 8 - Future Plans
12 Your Future Plans	B12.2	A637	How actively have you searched for a job outside the [Service] in the last 12 months?	Section 8 - Future Plans
12 Your Future Plans	B12.3	A781	In the last year, have you been approached by industry with offers of employment?	
12 Your Future Plans	B12.4	A174	If you had the opportunity to do so, do you think you would choose to remain in the Regular RAF beyond the current retirement age of 55?	
12 Your Future Plans	B12.5	A204	When you leave the [Service], would you consider joining the Volunteer Reserve Forces (RN/RM: Maritime Reserves, Army: Army Reserves, RAF: RAF Volunteer Reserves)? Full-time.	Section 8 - Future Plans
12 Your Future Plans	B12.6	A205	When you leave the [Service], would you consider joining the Volunteer Reserve Forces (RN/RM: Maritime Reserves, Army: Army Reserves, RAF: RAF Volunteer Reserves)? Part-time.	Section 8 - Future Plans
12 Your Future Plans	B12.7	A638	Which of the following Reserves options are of interest to you on leaving the RAF? FTRS (Full Commitment).	
12 Your Future Plans	B12.8	A639	Which of the following Reserves options are of interest to you on leaving the RAF? FTRS (Limited Commitment).	

12 Your Future Plans	B12.9	A640	Which of the following Reserves options are of interest to you on leaving the RAF? FTRS (Home Commitment).	
12 Your Future Plans	B12.10	A641	Which of the following Reserves options are of interest to you on leaving the RAF? Additional Duties Commitment (ADC).	
12 Your Future Plans	B12.11	A642	Which of the following Reserves options are of interest to you on leaving the RAF? Military Support Officer (Civil Service post).	
12 Your Future Plans	B12.12	A643	Which of the following Reserves options are of interest to you on leaving the RAF? Volunteer Reserves (part time).	
12 Your Future Plans	B12.13	A175	How do the following factors impact on your intention to stay or leave the [Service]? Impact of [Service] life on family and personal life.	Section 8 - Future Plans
12 Your Future Plans	B12.14	A177	How do the following factors impact on your intention to stay or leave the [Service]? Opportunities outside the [Service]	Section 8 - Future Plans
12 Your Future Plans	B12.15	A179	How do the following factors impact on your intention to stay or leave the [Service]? Current job satisfaction.	Section 8 - Future Plans
12 Your Future Plans	B12.16	A382	How do the following factors impact on your intention to stay or leave the [Service]? Job security.	Section 8 - Future Plans
12 Your Future Plans	B12.17	A180	How do the following factors impact on your intention to stay or leave the [Service]? My morale.	Section 8 - Future Plans
12 Your Future Plans	B12.18	A181	How do the following factors impact on your intention to stay or leave the [Service]? Service morale.	Section 8 - Future Plans
12 Your Future Plans	B12.19	A183	How do the following factors impact on your intention to stay or leave the [Service]? Amount of pay.	Section 8 - Future Plans
12 Your Future Plans	B12.20	A184	How do the following factors impact on your intention to stay or leave the [Service]? Amount of allowances.	Section 8 - Future Plans
12 Your Future Plans	B12.21	A185	How do the following factors impact on your intention to stay or leave the [Service]? Opportunities for career development.	Section 8 - Future Plans
12 Your Future Plans	B12.22	A186	How do the following factors impact on your intention to stay or leave the [Service]? Opportunities for personal development.	Section 8 - Future Plans
12 Your Future Plans	B12.23	A521	How do the following factors impact on your intention to stay or leave the [Service]? Opportunities for sport.	Section 8 - Future Plans
12 Your Future Plans	B12.24	A522	How do the following factors impact on your intention to stay or leave the [Service]? Opportunities for Adventure Training.	Section 8 - Future Plans
12 Your Future Plans	B12.25	A187	How do the following factors impact on your intention to stay or leave the [Service]? Promotion prospects.	Section 8 - Future Plans
12 Your Future Plans	B12.26	A188	How do the following factors impact on your intention to stay or leave the [Service]? Healthcare provision.	Section 8 - Future Plans
12 Your Future Plans	B12.27	A383	How do the following factors impact on your intention to stay or leave the [Service]? Dental provision.	Section 8 - Future Plans
12 Your Future Plans	B12.28	A384	How do the following factors impact on your intention to stay or leave the [Service]? Mental health provision.	Section 8 - Future Plans
12 Your Future Plans	B12.29	A189	How do the following factors impact on your intention to stay or leave the [Service]? Pension	Section 8 - Future Plans
12 Your Future Plans	B12.30	A190	How do the following factors impact on your intention to stay or leave the [Service]? Opportunities for flexible working conditions.	Section 8 - Future Plans
12 Your Future Plans	B12.31	A191	How do the following factors impact on your intention to stay or leave the [Service]? Excitement of the job.	Section 8 - Future Plans
12 Your Future Plans	B12.32	A193	How do the following factors impact on your intention to stay or leave the [Service]? Financial Incentives available to me e.g. Commitment Bonus.	Section 8 - Future Plans
12 Your Future Plans	B12.33	A194	How do the following factors impact on your intention to stay or leave the [Service]? Spouse/partner's career.	Section 8 - Future Plans
12 Your Future Plans	B12.34	A777	How do the following factors impact on your intention to stay or leave the [Service]? Childcare.	Section 8 - Future Plans
12 Your Future Plans	B12.35	A778	How do the following factors impact on your intention to stay or leave the [Service]? Work/life balance while at sea.	Section 8 - Future Plans
12 Your Future Plans	B12.36	A779	How do the following factors impact on your intention to stay or leave the [Service]? Work/life balance while on shore	Section 8 - Future Plans
12 Your Future Plans	B12.37	A178	How do the following factors impact on your intention to stay or leave the [Service]? Management in my current unit.	Section 8 - Future Plans
13 Fairness at Work	B13.1	A749	How strongly do you agree or disagree with the following statement regarding fairness and equality in the [Service]? I am treated fairly at work.	Section 10 -Fairness at Work
13 Fairness at Work	B13.2	A035	Do you feel that the [Service] discipline system is...?	Section 10 -Fairness at Work
13 Fairness at Work	B13.3	BDH_Any	Do you believe you have been the subject of bullying, discrimination or harassment in the last 12 months?	Section 10 -Fairness at Work
13 Fairness at Work	B13.4	A645	Do you believe you have been subject to any of the following in a Service environment in the last 12 months? Bullying.	Section 10 -Fairness at Work
13 Fairness at Work	B13.5	A646	Do you believe you have been subject to any of the following in a Service environment in the last 12 months? Discrimination.	Section 10 -Fairness at Work
13 Fairness at Work	B13.6	A647	Do you believe you have been subject to any of the following in a Service environment in the last 12 months? Harassment.	Section 10 -Fairness at Work
13 Fairness at Work	B13.7	A648	Do you believe you have been subject to any of the following in a Service environment in the last 12 months? None of the above.	
13 Fairness at Work	B13.8	A650	If you believe that you have been the subject of discrimination in a Service environment in the last 12 months, please specify on what grounds: Gender.	

13 Fairness at Work	B13.9	A651	If you believe that you have been the subject of discrimination in a Service environment in the last 12 months, please specify on what grounds: Gender reassignment.	
13 Fairness at Work	B13.10	A652	If you believe that you have been the subject of discrimination in a Service environment in the last 12 months, please specify on what grounds: Race, colour, nationality, ethnic or national origin.	
13 Fairness at Work	B13.11	A653	If you believe that you have been the subject of discrimination in a Service environment in the last 12 months, please specify on what grounds: Marriage/civil partnership.	
13 Fairness at Work	B13.12	A654	If you believe that you have been the subject of discrimination in a Service environment in the last 12 months, please specify on what grounds: Religion or beliefs.	
13 Fairness at Work	B13.13	A655	If you believe that you have been the subject of discrimination in a Service environment in the last 12 months, please specify on what grounds: Sexual orientation.	
13 Fairness at Work	B13.14	A656	If you believe that you have been the subject of discrimination in a Service environment in the last 12 months, please specify on what grounds: Age.	
13 Fairness at Work	B13.15	A657	If you believe that you have been the subject of discrimination in a Service environment in the last 12 months, please specify on what grounds: Disability.	
13 Fairness at Work	B13.16	A658	If you believe that you have been the subject of discrimination in a Service environment in the last 12 months, please specify on what grounds: Pregnancy or maternity.	
13 Fairness at Work	B13.17	A659	If you believe that you have been the subject of harassment in a Service environment in the last 12 months, please specify on what grounds: Gender.	
13 Fairness at Work	B13.18	A660	If you believe that you have been the subject of harassment in a Service environment in the last 12 months, please specify on what grounds: Gender reassignment.	
13 Fairness at Work	B13.19	A661	If you believe that you have been the subject of harassment in a Service environment in the last 12 months, please specify on what grounds: Race, colour, nationality, ethnic or national origin.	
13 Fairness at Work	B13.20	A662	If you believe that you have been the subject of harassment in a Service environment in the last 12 months, please specify on what grounds: Marriage/civil partnership.	
13 Fairness at Work	B13.21	A663	If you believe that you have been the subject of harassment in a Service environment in the last 12 months, please specify on what grounds: Religion or beliefs.	
13 Fairness at Work	B13.22	A664	If you believe that you have been the subject of harassment in a Service environment in the last 12 months, please specify on what grounds: Sexual orientation.	
13 Fairness at Work	B13.23	A665	If you believe that you have been the subject of harassment in a Service environment in the last 12 months, please specify on what grounds: Age.	
13 Fairness at Work	B13.24	A666	If you believe that you have been the subject of harassment in a Service environment in the last 12 months, please specify on what grounds: Disability.	
13 Fairness at Work	B13.25	A667	If you believe that you have been the subject of harassment in a Service environment in the last 12 months, please specify on what grounds: Pregnancy or maternity.	
13 Fairness at Work	B13.26	A668	If you believe that you have been the subject of discrimination, harassment and/or bullying in a Service environment within the last 12 months, did you make a formal written complaint? Yes.	
13 Fairness at Work	B13.27	A669	If you believe you have been the subject of discrimination, harassment and/or bullying in a Service environment within the last 12 months, did you make a formal written complaint? No, I was not aware of the Service Complaints process.	
13 Fairness at Work	B13.28	A670	If you believe you have been the subject of discrimination, harassment and/or bullying in a Service environment within the last 12 months, did you make a formal written complaint? No, I considered the incident(s) to be too minor to report.	
13 Fairness at Work	B13.29	A671	If you believe you have been the subject of discrimination, harassment and/or bullying in a Service environment within the last 12 months, did you make a formal written complaint? No, the incident(s) was/were resolved informally.	
13 Fairness at Work	B13.30	A672	If you believe you have been the subject of discrimination, harassment and/or bullying in a Service environment within the last 12 months, did you make a formal written complaint? No, the incident(s) was/were resolved through mediation.	
13 Fairness at Work	B13.31	A673	If you believe you have been the subject of discrimination, harassment and/or bullying in a Service environment within the last 12 months, did you make a formal written complaint? No, I did not believe anything would be done if I did complain.	
13 Fairness at Work	B13.32	A674	If you believe you have been the subject of discrimination, harassment and/or bullying in a Service environment within the last 12 months, did you make a formal written complaint? No, I did not want to go through the complaints procedure.	
13 Fairness at Work	B13.33	A675	If you believe you have been the subject of discrimination, harassment and/or bullying in a Service environment within the last 12 months, did you make a formal written complaint? No, I believed it might adversely affect my career.	
13 Fairness at Work	B13.34	A676	If you believe you have been the subject of discrimination, harassment and/or bullying in a Service environment within the last 12 months, did you make a formal written complaint? No, I believed it might adversely affect another work colleague or the working environment.	
13 Fairness at Work	B13.35	A677	If you believe you have been the subject of discrimination, harassment and/or bullying in a Service environment within the last 12 months, did you make a formal written complaint? No, I was worried that there would be recriminations from the perpetrators.	
13 Fairness at Work	B13.36	A678	If you believe you have been the subject of discrimination, harassment and/or bullying in a Service environment within the last 12 months, did you make a formal written complaint? No, I was discouraged from doing so.	
13 Fairness at Work	B13.37	A679	If you believe you have been the subject of discrimination, harassment and/or bullying in a Service environment within the last 12 months, did you make a formal written complaint? No, other reason(s).	
13 Fairness at Work	B13.38	A125	If you did make a formal written complaint, how satisfied were/are you with the following aspects of your complaint? The objectivity and fairness with which my complaint was handled/is being handled.	
13 Fairness at Work	B13.39	A126	If you did make a formal written complaint, how satisfied were/are you with the following aspects of your complaint? The amount of time taken/it is taking to resolve my complaint.	
13 Fairness at Work	B13.40	A127	If you did make a formal written complaint, how satisfied were/are you with the following aspects of your complaint? How well I was/am being kept informed about the progress of my complaint.	
13 Fairness at Work	B13.41	A128	If you did make a formal written complaint, how satisfied were/are you with the following aspects of your complaint? The support provided by my Assisting Officer.	
13 Fairness at Work	B13.42	A129	If you did make a formal written complaint, how satisfied were/are you with the following aspects of your complaint? The outcome of my complaint.	
13 Fairness at Work	B13.43	A141	Do you know how the Service Complaints Commissioner can help you with a discrimination, harassment and/or bullying complaint?	Section 10 -Fairness at Work
14 Your Work-Life Balance	B14.1	A534	In the past 12 months approximately how much time have you spent away from your family (e.g. spouse/partner or children) for Service reasons?	
14 Your Work-Life Balance	B14.2	A266	In the past 12 months, how satisfied were you with the following? The ability to plan my own life - short term e.g. work/weekend leave.	

14 Your Work-Life Balance	B14.3	A267	In the past 12 months, how satisfied were you with the following? The ability to plan my own life - long term e.g. holidays/career training.	
14 Your Work-Life Balance	B14.4	A269	In the past 12 months, how satisfied were you with the following? The opportunities available to me for flexible working.	
14 Your Work-Life Balance	B14.5	A567	In the past 12 months, how satisfied were you with the following? The amount of time away from my usual place of duty.	
14 Your Work-Life Balance	B14.6	A680	In the past 12 months, how satisfied were you with the following? The amount of time away from my family and friends.	
14 Your Work-Life Balance	B14.7	A272	In the past 12 months, how satisfied were you with the following? The effect of Service life on my children's education.	
14 Your Work-Life Balance	B14.8	A273	In the past 12 months, how satisfied were you with the following? The effect of Service life on my spouse/partner's career.	
14 Your Work-Life Balance	B14.9	A681	How strongly do you agree or disagree with the following? Flexible working (e.g. variable start/stop times, leaving early on a Friday) is supported in my workplace.	
14 Your Work-Life Balance	B14.10	A682	How strongly do you agree or disagree with the following? I am able to maintain a balance between my personal and working life.	Section 9 - Work-Life Balance
14 Your Work-Life Balance	B14.11	A683	How satisfied were/are you with the following? The impact of my state of readiness on my domestic/personal life.	
14 Your Work-Life Balance	B14.12	A685	How strongly do you agree or disagree with the following? My state of readiness was/is justified.	
14 Your Work-Life Balance	B14.13	A686	How strongly do you agree or disagree with the following? The NTM (Notice to Move) that I received was in accordance with my state of readiness	
15 Your Leave	B15.1	A275	How satisfied are you with the following? My overall leave allowance i.e. annual leave, post operational leave (POL), post operational tour leave (POTL) for Army, Sea-Goers Leave (SGL) for RN/RM, leave carried over from previous years.	
15 Your Leave	B15.2	A276	How satisfied are you with the following? The opportunity to take leave when I want to.	Section 9 - Work-Life Balance
15 Your Leave	B15.3	A277	How satisfied are you with the following? The amount of leave I was able to take in the last 12 months.	Section 9 - Work-Life Balance
15 Your Leave	B15.4	A687	If you did not take all of your annual leave allowance within the last leave year, what was the reason for this? Operational tour.	
15 Your Leave	B15.5	A688	If you did not take all of your annual leave allowance within the last leave year, what was the reason for this? Not allowed.	
15 Your Leave	B15.6	A689	If you did not take all of your annual leave allowance within the last leave year, what was the reason for this? Courses/training.	
15 Your Leave	B15.7	A690	If you did not take all of your annual leave allowance within the last leave year, what was the reason for this? Workload.	
15 Your Leave	B15.8	A691	If you did not take all of your annual leave allowance within the last leave year, what was the reason for this? Undermanning.	
15 Your Leave	B15.9	A692	If you did not take all of your annual leave allowance within the last leave year, what was the reason for this? I wanted to carry days over to the next leave year.	
15 Your Leave	B15.10	A693	If you did not take all of your annual leave allowance within the last leave year, what was the reason for this? Other.	
16 Your Health and Well-Being	B16.1	A288	If you have received Service-provided medical treatment (including mental healthcare) in the last 2 years, how satisfied were you with: Being able to access the medical care when I needed it.	Section 11 - Health, Fitness and Welfare
16 Your Health and Well-Being	B16.2	A695	If you have received Service-provided medical treatment (including mental healthcare) in the last 2 years, how satisfied were you with: The medical treatment.	Section 11 - Health, Fitness and Welfare
16 Your Health and Well-Being	B16.3	A696	If you have received Service-provided dental treatment in the last 2 years, how satisfied were you with: Being able to access the dental care when I needed it.	Section 11 - Health, Fitness and Welfare
16 Your Health and Well-Being	B16.4	A292	If you have received Service-provided dental treatment in the last 2 years, how satisfied were you with: The dental treatment	Section 11 - Health, Fitness and Welfare
16 Your Health and Well-Being	B16.5	A550	Overall, how satisfied are you with your life nowadays?	
16 Your Health and Well-Being	B16.6	A551	Overall, how happy did you feel yesterday?	
16 Your Health and Well-Being	B16.7	A552	Overall, how anxious did you feel yesterday?	
16 Your Health and Well-Being	B16.8	A553	Overall, to what extent do you feel the things you do in your life are worthwhile?	
16 Your Health and Well-Being	B16.5a	A550	Overall, how satisfied are you with your life nowadays? [RECODED]	Section 11 - Health, Fitness and Welfare
16 Your Health and Well-Being	B16.6a	A551	Overall, how happy did you feel yesterday? [RECODED]	Section 11 - Health, Fitness and Welfare
16 Your Health and Well-Being	B16.7a	A552	Overall, how anxious did you feel yesterday? [RECODED]	Section 11 - Health, Fitness and Welfare
16 Your Health and Well-Being	B16.8a	A553	Overall, to what extent do you feel the things you do in your life are worthwhile? [RECODED]	Section 11 - Health, Fitness and Welfare
17 Fitness, Sport and Adventure Training	B17.1	A296	How satisfied are you with the following? [Service] sport, exercise and fitness facilities in general.	Section 11 - Health, Fitness and Welfare
17 Fitness, Sport and Adventure Training	B17.2	A297	How satisfied are you with the following? My opportunities to undertake fitness activities (e.g. to meet fitness standards).	Section 11 - Health, Fitness and Welfare
17 Fitness, Sport and Adventure Training	B17.3	A429	How satisfied are you with the following? My opportunities to take part in sport.	
17 Fitness, Sport and Adventure Training	B17.4	A298	How satisfied are you with the following? My opportunities to take part in Adventure Training.	

18 Welfare	B18.1	A309	How satisfied are you with the following? The welfare support provided by the [Service] for me.	Section 11 - Health, Fitness and Welfare
18 Welfare	B18.2	A310	How satisfied are you with the following? The welfare support provided by the [Service] for my family.	Section 11 - Health, Fitness and Welfare
18 Welfare	B18.3	A271	How satisfied are you with the following? The support my spouse/partner gets from the [Service] when I am absent.	Section 11 - Health, Fitness and Welfare
18 Welfare	B18.4	A766	How satisfied are you with the following? The Operational/Deployment Welfare Package.	
18 Welfare	B18.5	A783	How satisfied are you with the following? My Divisional Officer.	
18 Welfare	B18.6	A784	How satisfied are you with the following? The Regimental system.	
18 Welfare	B18.7	A785	How satisfied are you with the following? My Unit Welfare Officer.	
18 Welfare	B18.8	A698	How satisfied are you with the following? The chaplaincy support provided by the [Service].	
18 Welfare	B18.9	A786	How satisfied are you with the following? The [Service] Welfare, Personal Support.	
18 Welfare	B18.10	A699	How satisfied are you with the following? SSAFA-FH (Soldiers, Sailors, Airmen and Families Association - Forces Help).	
18 Welfare	B18.11	A787	How satisfied are you with the following? The [Service] Welfare, Community Support.	
18 Welfare	B18.12	A302	How satisfied are you with the following? The HIVE.	
18 Welfare	B18.13	A700	How satisfied are you with the following? The [Service] Families Federation.	
18 Welfare	B18.14	A788	How satisfied are you with the following? The welfare webpages on the RN website.	
18 Welfare	B18.15	A701	How satisfied are you with the following? The Community Development Officer/Worker.	
18 Welfare	B18.16	A789	How satisfied are you with the following? Naval Service Welfare social media (e.g. Facebook).	
18 Welfare	B18.17	A702	How satisfied are you with the following? My Unit's Service Community Support Officer (SCSO).	
18 Welfare	B18.18	A790	How satisfied are you with the following? My Unit's Welfare staffs.	
19 Your Accommodation	B19.1	A207	What kind of accommodation do you live in at present during the working week?	
19 Your Accommodation	B19.2	A527	If you have moved from your own home into Service Accommodation in the last 12 months, what was/were the reason(s) for this? Posting requirement.	
19 Your Accommodation	B19.3	A528	If you have moved from your own home into Service Accommodation in the last 12 months, what was/were the reason(s) for this? Economy.	
19 Your Accommodation	B19.4	A703	If you have moved from your own home into Service Accommodation in the last 12 months, what was/were the reason(s) for this? Personal circumstance e.g. marriage, separation, divorce.	
19 Your Accommodation	B19.5	A529	If you have moved from your own home into Service Accommodation in the last 12 months, what was/were the reason(s) for this? Other.	
19 Your Accommodation	B19.6	A209	With regard to your current Service Accommodation, how satisfied are you with the following? The overall standard.	Section 12 - Accommodation and Catering
19 Your Accommodation	B19.7	A210	With regard to your current Service Accommodation, how satisfied are you with the following? The value for money.	
19 Your Accommodation	B19.8	A387	With regard to your current Service Accommodation, how satisfied are you with the following? The response to requests for maintenance/repair to my current accommodation.	
19 Your Accommodation	B19.9	A388	With regard to your current Service Accommodation, how satisfied are you with the following? The quality of maintenance/repair work to my current accommodation.	
19 Your Accommodation	B19.10	A212	With regard to your current Service Accommodation, how satisfied are you with the following? How fairly Service Accommodation is allocated.	
19 Your Accommodation	B19.11	A213	Do you currently own your own home? Please answer this question whether you live in this property or not.	Section 12 - Accommodation and Catering
19 Your Accommodation	B19.12	A214	Please indicate whether each of the following is a reason why you do not own your own home. I don't want to own a home at this stage in my life/career.	
19 Your Accommodation	B19.13	A216	Please indicate whether each of the following is a reason why you do not own your own home. Living in Service Accommodation is better suited to my/my family's needs at present than home ownership is.	
19 Your Accommodation	B19.14	A217	Please indicate whether each of the following is a reason why you do not own your own home. I want to be able to move about/move my family with me when I am posted.	
19 Your Accommodation	B19.15	A218	Please indicate whether each of the following is a reason why you do not own your own home. I don't want to buy a home where I am currently located.	
19 Your Accommodation	B19.16	A219	Please indicate whether each of the following is a reason why you do not own your own home. I can't afford to buy a suitable home at the moment.	
19 Your Accommodation	B19.17	A220	Please indicate whether each of the following is a reason why you do not own your own home. I don't want to risk losing money.	
19 Your Accommodation	B19.18	A221	Please indicate whether each of the following is a reason why you do not own your own home. I wouldn't be able to live in the home.	
19 Your Accommodation	B19.19	A222	Please indicate whether each of the following is a reason why you do not own your own home. Other.	

19 Your Accommodation	B19.20	A224	Please indicate whether each of the following was a reason why you bought your own home. To give stability for myself and my family.	
19 Your Accommodation	B19.21	A225	Please indicate whether each of the following was a reason why you bought your own home. The allowances for living in my own home.	
19 Your Accommodation	B19.22	A226	Please indicate whether each of the following was a reason why you bought your own home. To rent it out.	
19 Your Accommodation	B19.23	A227	Please indicate whether each of the following was a reason why you bought your own home. Poor standards of SLA or SFA.	
19 Your Accommodation	B19.24	A228	Please indicate whether each of the following was a reason why you bought your own home. Poor location of SLA or SFA.	
19 Your Accommodation	B19.25	A229	Please indicate whether each of the following was a reason why you bought your own home. The cost of SLA or SFA.	
19 Your Accommodation	B19.26	A230	Please indicate whether each of the following was a reason why you bought your own home. I wanted to live with my partner.	
19 Your Accommodation	B19.27	A231	Please indicate whether each of the following was a reason why you bought your own home. Other	
19 Your Accommodation	B19.28	A233	If you currently own a home, how satisfied are you with the following? The opportunity to live in my own home.	Section 12 - Accommodation and Catering
19 Your Accommodation	B19.29	A234	If you currently own a home, how satisfied are you with the following? The allowances for living in my own home.	Section 12 - Accommodation and Catering
19 Your Accommodation	B19.30	A791	Which of the following statements apply to you? In the last year, I have used Forces Help to Buy (FHTB) for my home purchase.	Section 12 - Accommodation and Catering
19 Your Accommodation	B19.31	A792	Which of the following statements apply to you? In the last year, I have used Forces Help to Buy (FHTB) to extend my home.	Section 12 - Accommodation and Catering
19 Your Accommodation	B19.32	A793	Which of the following statements apply to you? I am considering using Forces Help to Buy (FHTB) for a future home purchase.	Section 12 - Accommodation and Catering
19 Your Accommodation	B19.33	A794	Which of the following statements apply to you? In the last year, I purchased my own home without the use of LSAP, FHTB or the Government Affordable Housing Schemes.	Section 12 - Accommodation and Catering
19 Your Accommodation	B19.34	A795	Which of the following statements apply to you? In the last year, I used a Government Affordable Housing Scheme (e.g. Help to Buy: Equity Loan / Mortgage Guarantee / New Buy / Shared Ownership Schemes).	Section 12 - Accommodation and Catering
19 Your Accommodation	B19.35	A796	Which of the following statements apply to you? None of the above. (i.e. in the last 12 months, not purchasing a home independently or using LSAP, FHTB or Government Affordable Housing Schemes nor considering using FHTB in the future.)	Section 12 - Accommodation and Catering
20 Catering, Retail and Leisure	B20.1	A704	Thinking specifically about food and drink supplied on your unit, when considering where to eat which of these factors are important to you? Price.	
20 Catering, Retail and Leisure	B20.2	A705	Thinking specifically about food and drink supplied on your unit, when considering where to eat which of these factors are important to you? Value for money.	
20 Catering, Retail and Leisure	B20.3	A706	Thinking specifically about food and drink supplied on your unit, when considering where to eat which of these factors are important to you? Choice.	
20 Catering, Retail and Leisure	B20.4	A707	Thinking specifically about food and drink supplied on your unit, when considering where to eat which of these factors are important to you? Quality.	
20 Catering, Retail and Leisure	B20.5	A708	Thinking specifically about food and drink supplied on your unit, when considering where to eat which of these factors are important to you? Quantity.	
20 Catering, Retail and Leisure	B20.6	A709	Thinking specifically about food and drink supplied on your unit, when considering where to eat which of these factors are important to you? Well-known brand.	
20 Catering, Retail and Leisure	B20.7	A710	Thinking specifically about food and drink supplied on your unit, when considering where to eat which of these factors are important to you? Where it is sourced from (e.g. Fairtrade, locally sourced).	
20 Catering, Retail and Leisure	B20.8	A711	Thinking specifically about food and drink supplied on your unit, when considering where to eat which of these factors are important to you? Other.	
20 Catering, Retail and Leisure	B20.9	A713	How often do you use Service-provided catering facilities...? For eating at breakfast.	
20 Catering, Retail and Leisure	B20.10	A714	How often do you use Service-provided catering facilities...? For eating at lunchtime.	
20 Catering, Retail and Leisure	B20.11	A715	How often do you use Service-provided catering facilities...? For eating in the evening.	
20 Catering, Retail and Leisure	B20.12	A716	How often do you use Service-provided catering facilities...? For drinking, socialising in the bar.	
20 Catering, Retail and Leisure	B20.13	A717	How often do you use Service-provided catering facilities...? For informal functions.	
20 Catering, Retail and Leisure	B20.14	A718	How often do you use Service-provided catering facilities...? For formal functions (Officers/SNCOs/WOs only).	
20 Catering, Retail and Leisure	B20.15	A748	How satisfied are you with the following? The availability of food during the week on my unit e.g. opening hours.	Section 12 - Accommodation and Catering
20 Catering, Retail and Leisure	B20.16	A719	How satisfied are you with the following? The number of functions during the year.	
20 Catering, Retail and Leisure	B20.17	A720	How satisfied are you with the following? The standard of service from catering contractors on my unit.	Section 12 - Accommodation and Catering
21 Your Family Life	B21.1	A247	What is your current personal status?	Section 13 - Family Life and Being Part of Society
21 Your Family Life	B21.2	A249	What is your spouse/partner's current employment situation?	
21 Your Family Life	B21.3	A253	Do you have any children whom you support financially?	Section 13 - Family Life and Being Part of Society
21 Your Family Life	B21.4	A254	If you have any children whom you support financially, how many children do you have UNDER 5 YEARS...	

21 Your Family Life	B21.5	A721	If you have any children whom you support financially, how many children do you have BETWEEN 5 AND 17 YEARS...	
21 Your Family Life	B21.6	A722	If you have any children whom you support financially, how many children do you have 18 YEARS AND OVER...	
21 Your Family Life	B21.7	A260	Do any of your children live with you?	
21 Your Family Life	B21.8	A261	If you have a child or children living with you, do you consider yourself to be a lone/single parent?	
21 Your Family Life	B21.9	A723	If you require childcare, how satisfied are you with the locally provided childcare facilities?	Section 13 - Family Life and Being Part of Society
21 Your Family Life	B21.10	A274	Do you have caring responsibilities for infirm or elderly adults?	
21 Your Family Life	B21.11	A724	If you have been declined credit in the last 12 months, what was the reason for this?	
21 Your Family Life	B21.12	A725	Do you currently have personal debt levels that concern you?	
22 Being Part of Society	B22.1	A453	Are you currently registered to vote?	Section 13 - Family Life and Being Part of Society
22 Being Part of Society	B22.2	A454	If you are currently registered to vote, are you registered as...?	
22 Being Part of Society	B22.3	A455	If you are not currently registered to vote, what is the main reason for this?	
22 Being Part of Society	B22.4	A467	Which of these best sums up your awareness of the Armed Forces Covenant?	Section 13 - Family Life and Being Part of Society
22 Being Part of Society	B22.5	A797	Which, if any, of the following areas do you feel advantaged or disadvantaged as a Service person, compared to the general public? Family's access to NHS care.	
22 Being Part of Society	B22.6	A798	Which, if any, of the following areas do you feel advantaged or disadvantaged as a Service person, compared to the general public? Children's Education.	
22 Being Part of Society	B22.7	A799	Which, if any, of the following areas do you feel advantaged or disadvantaged as a Service person, compared to the general public? Housing.	
22 Being Part of Society	B22.8	A800	Which, if any, of the following areas do you feel advantaged or disadvantaged as a Service person, compared to the general public? Family life.	
22 Being Part of Society	B22.9	A801	Which, if any, of the following areas do you feel advantaged or disadvantaged as a Service person, compared to the general public? Benefits.	
22 Being Part of Society	B22.10	A802	Which, if any, of the following areas do you feel advantaged or disadvantaged as a Service person, compared to the general public? Tax.	
22 Being Part of Society	B22.11	A803	Which, if any, of the following areas do you feel advantaged or disadvantaged as a Service person, compared to the general public? Commercial Products and Services e.g. Money Force, Defence Discount Services and Defence Privilege Cards.	
22 Being Part of Society	B22.12	A804	Which, if any, of the following areas do you feel advantaged or disadvantaged as a Service person, compared to the general public? Participation as Citizens e.g. contacting a local councillor, MP or other public official, attending a public meeting, rally or signing a petition.	
22 Being Part of Society	B22.13	A805	Which, if any, of the following areas do you feel advantaged or disadvantaged as a Service person, compared to the general public? Other.	
22 Being Part of Society	B22.23	A034	How strongly do you agree or disagree with the following? I offer an important service to the country.	Section 13 - Family Life and Being Part of Society
22 Being Part of Society	B22.24	A571	How strongly do you agree or disagree with the following? Members of the Armed Forces are valued by society at large.	Section 13 - Family Life and Being Part of Society
23 Taking action and Your Comments	B23.1	A745	How strongly do you agree or disagree with the following? I believe the leaders in the [Service] will take action on the results of AFCAS.	
23 Taking action and Your Comments	B23.2	A746	How strongly do you agree or disagree with the following? I think effective action has been taken in the [Service] on the results of AFCAS.	Section 14 - Taking action and comments
23 Taking action and Your Comments	B23.3	A417	This survey is?	Section 14 - Taking action and comments
23 Taking action and Your Comments	B23.4	A601	How long did it take you to complete this survey?	

AFCAS 2016 Section 1 - Your Pay

Source: Defence Statistics (Surveys)

Table B1.1 How strongly do you agree or disagree with the following? The X-Factor in my salary is enough compensation for Service lifestyle, working conditions and expectations.

		Officers					Other Ranks					Total				
		2012	2013	2014	2015	2016	2012	2013	2014	2015	2016	2012	2013	2014	2015	2016
Tri-Service	Agree	33 **	34	36	36	36	27	26	26	25	26	28	27	27	27	28
	Neutral	16	16	15	18	17	19	20	19	22	21	19	20	19 **	21	21
	Disagree	51 **	49	48	47	47	53	54	55	53	53	53	53	54 **	52	52
	<i>Unweighted count</i>					3 422					9 279					12 701
Royal Navy	Agree	35	34	33	31	33	22	20	19	18	19	24	23	22	21	22
	Neutral	17	16	16	17	18	20	18	17	18	19	20	17	17	17	19
	Disagree	48	50	51	52	49	58 **	63	63	64	62	56	60	61	61	59
	<i>Unweighted count</i>					978					1 811					2 789
Royal Marines	Agree	29	26	29	31	33	17	18	18	18	19	19	19	19	19	20
	Neutral	16	21	17	18	18	17 **	20	18 **	21	21	17 **	20	18 **	21	21
	Disagree	55	54	54	51	50	66 **	62	64 **	61	60	65 **	61	62 **	60	59
	<i>Unweighted count</i>					305					2 669					2 974
Army	Agree	33	34	38	37	37	30	27	28	27	29	31	28	29	28	30
	Neutral	15	16	14	17	15	20	21	20 **	24	24	20	21	19 **	23	22
	Disagree	52	50	48	47	48	50	51	52 **	49	48	50	51	52 **	49	48
	<i>Unweighted count</i>					1 227					2 803					4 030
RAF	Agree	33 **	35	36	38	39	26	27	25	27	25	27	29	27	30	28
	Neutral	16	17	17	20	18	17	19	20	19	18	17	18	19	19	18
	Disagree	51 **	47	47	42	44	57	54	55	54	57	56	53	54	51 **	54
	<i>Unweighted count</i>					912					1 996					2 908

** denotes the estimate is significantly different to the 2016 estimate (99% confidence level).

(1) "don't know" option dropped in 2010, therefore analysis prior to 2010 not possible. (2) minor wording change in 2011. (3) minor wording and format change in 2015.

AFCAS 2016 Section 1 - Your Pay

Source: Defence Statistics (Surveys)

Table B1.2 How strongly do you agree or disagree with the following? The pay and benefits I receive are fair for the work I do.

		Officers					Other Ranks					Total				
		2012	2013	2014	2015	2016	2012	2013	2014	2015	2016	2012	2013	2014	2015	2016
Tri-Service	Agree	43	42	33	32	35	34
	Neutral	16	17	21	20	20	19
	Disagree	41	42	46	48	45	47
	<i>Unweighted count</i>					3 412					9 225					12 637
Royal Navy	Agree	39	43	24	28	28 **	31
	Neutral	15	18	18	20	18	20
	Disagree	46 **	39	57 **	52	55 **	49
	<i>Unweighted count</i>					976					1 800					2 776
Royal Marines	Agree	41	42	23	24	25	26
	Neutral	16	20	21	21	20	21
	Disagree	43	37	56	55	55	53
	<i>Unweighted count</i>					305					2 658					2 963
Army	Agree	43	40	35	34	37	35
	Neutral	16	16	22	21	21	20
	Disagree	41	44	43	46	42	46
	<i>Unweighted count</i>					1 222					2 777					3 999
RAF	Agree	45	44	37	33	39	35
	Neutral	17	16	18	17	18	17
	Disagree	38	39	45 **	50	44 **	47
	<i>Unweighted count</i>					909					1 990					2 899

** denotes the estimate is significantly different to the 2016 estimate (99% confidence level).

new question in 2015

AFCAS 2016 Section 1 - Your Pay

Source: Defence Statistics (Surveys)

How strongly do you agree or disagree with the following? The [Service] offer (including dental & healthcare, subsidised accommodation, pay & pension) is better than that which industry offers.

Percentages

		Officers					Other Ranks					Total				
		2012	2013	2014	2015	2016	2012	2013	2014	2015	2016	2012	2013	2014	2015	2016
Tri-Service	Agree	50	59	57
	Neutral	25	22	23
	Disagree	25	19	20
	<i>Unweighted count</i>					1 278					4 451					5 729
Royal Navy	Agree	50	60	58
	Neutral	25	20	21
	Disagree	25	19	21
	<i>Unweighted count</i>					976					1 800					2 776
Royal Marines	Agree	53	55	55
	Neutral	28	26	26
	Disagree	20	19	19
	<i>Unweighted count</i>					302					2 651					2 953
Army	Agree
	Neutral
	Disagree
	<i>Unweighted count</i>															
RAF	Agree
	Neutral
	Disagree
	<i>Unweighted count</i>															

** denotes the estimate is significantly different to the 2016 estimate (99% confidence level).

(1) new question in 2016. (2) asked of RN and RM only.

AFCAS 2016 Section 1 - Your Pay

Source: Defence Statistics (Surveys)

Table B1.3 How satisfied are you with the following? My rate of basic pay (basic pay includes X-Factor, but excludes Recruitment and Retention Pay [RRP] and any allowances).

		Officers					Other Ranks					Total						
		2012	2013	2014	2015	2016	2012	2013	2014	2015	2016	2012	2013	2014	2015	2016		
Tri-Service	Satisfied	53 **	51 **	54 **	47	47	38 **	37 **	36 **	34	32	40 **	39 **	39 **	36	35		
	Neutral	21	20	19	20	21	25	24	25	26	26	24	23	24	25	25		
	Dissatisfied	26 **	29 **	27 **	33	32	38 **	39	39 **	41	41	36 **	38	37 **	39	40		
	<i>Unweighted count</i>						3 427						9 272					
Royal Navy	Satisfied	54 **	50	50	43	47	35 **	32	32	26	29	39 **	36 **	36	30	33		
	Neutral	21	20	19	20	21	25	25	23	23	24	24	24	22	22	23		
	Dissatisfied	25 **	30	32	37	32	40 **	43 **	46	51	47	37 **	40 **	43	48 **	44		
	<i>Unweighted count</i>						978						1 807					
Royal Marines	Satisfied	50	47	49	48	47	22	25 **	24 **	21	22	25	27 **	27 **	24	24		
	Neutral	18	19	19	19	21	21	21	20 **	23	23	21	21	20 **	22	23		
	Dissatisfied	32	34	32	33	32	57	54	55	56	55	54	52	53	54	53		
	<i>Unweighted count</i>						306						2 665					
Army	Satisfied	51	51	54 **	48	46	38 **	37	36	36	34	40 **	39	39 **	37	36		
	Neutral	20	20	18	20	21	26	24 **	27	28	28	25	24 **	26	27	27		
	Dissatisfied	29	29	28 **	32	33	36	39	37	36	38	35	37	35	36	37		
	<i>Unweighted count</i>						1 229						2 808					
RAF	Satisfied	55 **	52	56 **	50	49	41 **	41 **	41 **	37	34	44 **	44 **	44 **	39	37		
	Neutral	22	21	21	20	20	22	23	22	23	23	22	22	22	22	22		
	Dissatisfied	22 **	27	23 **	30	30	37 **	36 **	37 **	41	44	34 **	34 **	34 **	38	41		
	<i>Unweighted count</i>						914						1 992					

** denotes the estimate is significantly different to the 2016 estimate (99% confidence level).

minor wording change in 2011 and 2015

AFCAS 2016 Section 1 - Your Pay

Source: Defence Statistics (Surveys)

Table B1.4 How satisfied are you with the following? My Recruitment and Retention Pay (RRP)

		Officers					Other Ranks					Total				
		2012	2013	2014	2015	2016	2012	2013	2014	2015	2016	2012	2013	2014	2015	2016
Tri-Service	Satisfied	48 **	48 **	45 **	31	34	31 **	30 **	28	26	25	33 **	32 **	30 **	26	26
	Neutral	29	26 **	28	34	32	37	35	34	36	36	36	34	34	36	35
	Dissatisfied	23 **	26 **	27 **	35	35	32 **	35	37	38	39	31 **	34 **	36	38	38
	<i>Unweighted count</i>	1 616					6 988					8 604				
Royal Navy	Satisfied	56 **	56 **	51 **	33 **	41	31 **	26 **	23	18	22	36 **	32 **	28	21 **	25
	Neutral	21	17 **	19	26	23	33	30	31	29	32	30	27	28	28	31
	Dissatisfied	23 **	27 **	30	41	36	36 **	44	47	53 **	46	33 **	41	43	51 **	44
	<i>Unweighted count</i>	511					1 255					1 766				
Royal Marines	Satisfied	28	28	18	20	18	18	18	18	17	18	19	19	18	17	18
	Neutral	40	30	42	29	38	28 **	27 **	28 **	33	32	29 **	27 **	29 **	32	32
	Dissatisfied	32	42	40	51	44	53	55 **	54 **	51	51	52	54 **	53 **	51	50
	<i>Unweighted count</i>	135					2 362					2 497				
Army	Satisfied	38 **	38 **	39 **	28	27	33 **	33	31	29	27	33 **	33 **	32 **	29	27
	Neutral	39	38	37	41	38	39	37	37	39	39	39	37	37	39	39
	Dissatisfied	23 **	25 **	24 **	31	35	28 **	30	32	32	34	28 **	30	31	32	34
	<i>Unweighted count</i>	517					2 139					2 656				
RAF	Satisfied	54 **	55 **	50 **	35	39	28	27	26	25	23	34 **	33 **	31 **	27	26
	Neutral	23	18 **	23	30	27	35 **	36 **	30	33	30	33	33	28	32	29
	Dissatisfied	23 **	26 **	27	35	34	36 **	37 **	44	42	47	33 **	35 **	41	41	44
	<i>Unweighted count</i>	453					1 232					1 685				

** denotes the estimate is significantly different to the 2016 estimate (99% confidence level).

(1) caution is advised when comparing to previous years as prior to 2014, Recruitment and Retention Pay was called 'Specialist Pay'.(2) minor wording change in 2011 and 2015. (3) n/a option ex

AFCAS 2016 Section 1 - Your Pay

Source: Defence Statistics (Surveys)

Table B1.5 How satisfied are you with the following? My allowances, e.g. Longer Separation Allowance (LSA), Get You Home (GYH).....

		Officers					Other Ranks					Total				
		2012	2013	2014	2015	2016	2012	2013	2014	2015	2016	2012	2013	2014	2015	2016
Tri-Service	Satisfied	35 **	42	44	41	42	42	43	44 **	44	42	41	43	44 **	43	42
	Neutral	19	21	21	20	20	21	22	23	21	22	21	22	23	21	22
	Dissatisfied	45 **	38	35	39	38	37	35	32 **	36	36	39 **	35	33 **	36	36
	<i>Unweighted count</i>	3 251					8 893					12 144				
Royal Navy	Satisfied	41	44	42	39	43	40	43	42	39	43	41	43	42	39 **	43
	Neutral	20	20	23	22	24	23	21 **	23	25	25	23	21 **	23	24	25
	Dissatisfied	39 **	36	35	40 **	33	36 **	36	35	36 **	32	37 **	36 **	35	37 **	32
	<i>Unweighted count</i>	926					1 719					2 645				
Royal Marines	Satisfied	38	46	43	35 **	45	35 **	38	39	36 **	40	35 **	39	39	36 **	41
	Neutral	20	12	19	19	16	21 **	23	23	23	25	21 **	22	23	23	24
	Dissatisfied	42	42	38	45	39	44 **	39 **	38 **	41 **	35	44 **	39 **	38 **	41 **	35
	<i>Unweighted count</i>	300					2 617					2 917				
Army	Satisfied	36 **	44	49	46	44	45	44	46	47	44	44	44	47	47	44
	Neutral	17	20	19	17	18	21	22	24 **	19	20	20	22	23 **	18	20
	Dissatisfied	46 **	36	32 **	37	38	35	34	30 **	34	36	36	34	30 **	35	36
	<i>Unweighted count</i>	1 174					2 700					3 874				
RAF	Satisfied	29 **	36	36	34	38	35	41	42 **	40	37	34	40	40	38	37
	Neutral	23	23	24	23	22	20 **	24	22	24	25	21 **	24	23	24	24
	Dissatisfied	48 **	41	40	42	40	45 **	35	36	37	38	45 **	37	37	38	39
	<i>Unweighted count</i>	851					1 857					2 708				

** denotes the estimate is significantly different to the 2016 estimate (99% confidence level).

(1) caution should be taken when comparing to 2007 and 2008 as from 2009 an 'n/a' option was added to this question. (2) minor wording change in 2011. (3) n/a option excluded from the analysis

AFCAS 2016 Section 1 - Your Pay

Source: Defence Statistics (Surveys)

Table B1.6 How satisfied are you with the following? My pension benefits.

		Officers					Other Ranks					Total				
		2012	2013	2014	2015	2016	2012	2013	2014	2015	2016	2012	2013	2014	2015	2016
Tri-Service	Satisfied	60 **	51	50	51	48	35 **	29 **	28 **	28 **	26	40 **	33 **	32 **	32 **	30
	Neutral	19	21	20	19	20	31 **	32 **	30 **	27	27	29 **	30 **	28 **	26	25
	Dissatisfied	21 **	28 **	30	30	32	34 **	40 **	42 **	45 **	48	32 **	38 **	40 **	42 **	45
	<i>Unweighted count</i>	3 417					9 265					12 682				
Royal Navy	Satisfied	64 **	53	52	49	54	38 **	29	24 **	24 **	29	44 **	35	31 **	30 **	35
	Neutral	20	19	21	20	19	30 **	26	26	25	25	28 **	25	25	24	24
	Dissatisfied	16 **	28	27	31	27	31 **	44	50 **	51 **	45	28 **	41	45 **	46 **	41
	<i>Unweighted count</i>	977					1 805					2 782				
Royal Marines	Satisfied	50	41 **	46	46	51	26	25	25	26	25	29	26	27	28	28
	Neutral	20	23	24	19	20	30	30	29	27	29	29	29	29	26	28
	Dissatisfied	30	36	29	35	29	44	46	46	47	46	42	45	44	46	44
	<i>Unweighted count</i>	305					2 661					2 966				
Army	Satisfied	58 **	48	49	50	45	36 **	29 **	30 **	28 **	25	39 **	32 **	32 **	32 **	28
	Neutral	18	22	18	18	20	32 **	34 **	31	28	28	30	32 **	29	27	26
	Dissatisfied	24 **	30 **	33	32	35	32 **	38 **	40 **	43 **	48	31 **	36 **	39 **	41 **	46
	<i>Unweighted count</i>	1 222					2 805					4 027				
RAF	Satisfied	62 **	55	50	54	50	34 **	29 **	27	31 **	25	40 **	35 **	32	36 **	31
	Neutral	19	20	22	20	21	29 **	30 **	30 **	26	24	27 **	28 **	28 **	24	24
	Dissatisfied	19 **	25	28	26	29	37 **	41 **	43 **	43 **	50	33 **	37 **	40 **	40 **	46
	<i>Unweighted count</i>	913					1 994					2 907				

** denotes the estimate is significantly different to the 2016 estimate (99% confidence level).

minor wording change in 2011

AFCAS 2016 Section 1 - Your Pay

Source: Defence Statistics (Surveys)

Table B1.7 How satisfied are you with the following? Information about pay and allowances, e.g. from the intranet, DINs and brochures.

		Officers					Other Ranks					Total				
		2012	2013	2014	2015	2016	2012	2013	2014	2015	2016	2012	2013	2014	2015	2016
Tri-Service	Satisfied	49	46 **	45 **	49	50	47 **	43	43	44	43	47 **	44	43	45	44
	Neutral	30	30	29	28	27	31	33	32	32	31	31	33 **	31	31	30
	Dissatisfied	22	24	26 **	23	22	22 **	24 **	25	24 **	26	22 **	24	25	24	26
	<i>Unweighted count</i>	3 417					9 251					12 668				
Royal Navy	Satisfied	47	44 **	42 **	46	50	41	40	40	38	40	42	41	40	40	42
	Neutral	29	30	30	30	27	33	32	33	33	31	32	32	32	32	30
	Dissatisfied	23	26	28 **	24	23	26	28	27	29	29	26	28	27	28	28
	<i>Unweighted count</i>	979					1 804					2 783				
Royal Marines	Satisfied	44 **	45	42 **	48	52	27	30	30	31	29	29	31	31	32	31
	Neutral	30	26	36 **	30	26	35	35	37	36	36	34	34	36	35	35
	Dissatisfied	26	29 **	23	22	22	38 **	35	34	34	35	37 **	34	33	32	33
	<i>Unweighted count</i>	305					2 656					2 961				
Army	Satisfied	52	49	47 **	50	53	52 **	45	45	48	45	52 **	46	45	48	47
	Neutral	27	28	28	26	26	30	33	31	31	30	29	32	30	30	29
	Dissatisfied	21	22	25	24	21	18 **	22	24	21 **	25	19 **	22	24	22	24
	<i>Unweighted count</i>	1 222					2 799					4 021				
RAF	Satisfied	45	42	42	50	46	41	43	43	43	41	42	43	43	45	42
	Neutral	33	32	30	29	29	33	34	32	31	32	33	34	32	31	32
	Dissatisfied	22	26	28	21	25	26	23	25	26	26	25	24	26	24	26
	<i>Unweighted count</i>	911					1 992					2 903				

** denotes the estimate is significantly different to the 2016 estimate (99% confidence level).

(1) caution should be taken when interpreting these results as some changes were made to wording in 2011. (2) additionally in previous years an n/a option was also offered for responses to this

AFCAS 2016 Section 1 - Your Pay

Source: Defence Statistics (Surveys)

Table B1.8 How satisfied are you with the following? My ability to access JPA.

		Officers					Other Ranks					Total					Percentages
		2012	2013	2014	2015	2016	2012	2013	2014	2015	2016	2012	2013	2014	2015	2016	
Tri-Service	Satisfied	80	79	80	79	79	79	79	78	82 **	79	79	79	79	81 **	79	
	Neutral	10	11	10	10	9	11	10 **	11	10 **	12	11	10 **	11	10 **	12	
	Dissatisfied	10	11	10	11	11	10	11	10	8	9	10	11	10	8	9	
	<i>Unweighted count</i>	3 411					9 216					12 627					
Royal Navy	Satisfied	74	74	74	73	75	73 **	76	75 **	78	79	73 **	76	74 **	77	78	
	Neutral	12	13	12	13	12	14	13	12	13	13	13	13	12	13	12	
	Dissatisfied	14	13	14	14	13	14 **	11 **	14 **	9	8	14 **	11 **	14 **	10	9	
	<i>Unweighted count</i>	977					1 801					2 778					
Royal Marines	Satisfied	83	80	78	82	79	57 **	64	63	65	62	60 **	66	65	67 **	64	
	Neutral	8	13	9	8	8	19	17	18	19	19	18	17	17	17	18	
	Dissatisfied	10	7 **	12	10	12	24 **	18	19	16	19	22 **	17	18	16 **	18	
	<i>Unweighted count</i>	306					2 650					2 956					
Army	Satisfied	81	79	83	82	83	80	78	77	83 **	78	80	79	78	83 **	79	
	Neutral	9	9	9	9	8	10	10	12	9 **	12	10	10	11	9 **	12	
	Dissatisfied	10	11	8	9	10	9	12	11	8	10	9	12	11	8	10	
	<i>Unweighted count</i>	1 218					2 780					3 998					
RAF	Satisfied	80	80	80	79	77	86	87 **	88 **	86	84	85	86 **	86 **	85	83	
	Neutral	12	12	11	10	11	9	8	7 **	9	10	10	9	8 **	9	10	
	Dissatisfied	8 **	8 **	9	10	12	5	5	4	5	6	6	6	5 **	6	7	
	<i>Unweighted count</i>	910					1 985					2 895					

** denotes the estimate is significantly different to the 2016 estimate (99% confidence level).

(1) caution should be taken when interpreting these results as some changes were made to wording in 2011. (2) additionally in previous years an n/a option was also offered for responses to this

AFCAS 2016 Section 1 - Your Pay

Source: Defence Statistics (Surveys)

Table B1.1 How strongly do you agree or disagree with the following? The X-Factor in my salary is enough compensation for Service lifestyle, working conditions and expectations.

		Officers: Margin of error +/-%					Other Ranks: Margin of error +/-%					Total: Margin of error +/-%				
		2012	2013	2014	2015	2016	2012	2013	2014	2015	2016	2012	2013	2014	2015	2016
Tri-Service	Agree	2.1	2.2	2.2	2.2	2.1	1.9	2.0	1.6	1.8	1.5	1.6	1.7	1.4	1.6	1.3
	Neutral	1.6	1.7	1.6	1.8	1.6	1.7	1.9	1.5	1.8	1.4	1.4	1.6	1.3	1.5	1.2
	Disagree	2.2	2.3	2.2	2.3	2.2	2.1	2.3	1.8	2.1	1.7	1.8	1.9	1.5	1.8	1.4
	<i>Unweighted count</i>															
Royal Navy	Agree	3.3	3.5	3.5	3.6	3.5	2.2	2.0	2.0	2.4	2.4	1.8	1.8	1.7	2.0	2.0
	Neutral	2.6	2.8	2.7	2.9	2.9	2.2	2.0	1.9	2.4	2.4	1.8	1.6	1.6	2.0	2.0
	Disagree	3.4	3.7	3.7	3.9	3.7	2.6	2.5	2.4	3.0	3.0	2.2	2.1	2.1	2.5	2.4
	<i>Unweighted count</i>															
Royal Marines	Agree	4.7	4.8	4.1	5.0	5.3	1.7	1.7	1.4	1.6	1.4	1.6	1.6	1.3	1.5	1.4
	Neutral	3.9	4.5	3.4	4.2	4.3	1.7	1.8	1.4	1.7	1.6	1.6	1.7	1.3	1.6	1.5
	Disagree	5.2	5.4	4.4	5.4	5.6	2.2	2.1	1.7	2.0	1.9	2.0	2.0	1.6	1.9	1.8
	<i>Unweighted count</i>															
Army	Agree	3.5	3.7	3.6	3.7	3.4	3.0	3.2	2.4	2.9	2.3	2.7	2.8	2.1	2.5	2.0
	Neutral	2.7	2.9	2.6	2.9	2.6	2.7	3.0	2.2	2.8	2.2	2.4	2.7	2.0	2.5	1.9
	Disagree	3.7	3.9	3.7	3.9	3.5	3.3	3.6	2.7	3.3	2.5	2.9	3.1	2.4	2.8	2.2
	<i>Unweighted count</i>															
RAF	Agree	3.5	3.4	3.7	3.7	3.9	2.2	2.5	2.5	2.5	2.5	1.9	2.1	2.1	2.1	2.2
	Neutral	2.7	2.7	2.9	3.0	3.1	2.0	2.2	2.4	2.3	2.3	1.6	1.8	2.0	1.9	1.9
	Disagree	3.7	3.6	3.9	3.7	4.0	2.5	2.8	2.9	2.9	2.9	2.1	2.3	2.5	2.4	2.4
	<i>Unweighted count</i>															

Key

- Margin of error less than 3%
- Margin of error 3% - 5%
- Margin of error 5% +

Margin of error is half the width of a 99% confidence interval. Darker colours indicate a greater degree of uncertainty in the estimate.

AFCAS 2016 Section 1 - Your Pay

Source: Defence Statistics (Surveys)

Table B1.2 How strongly do you agree or disagree with the following? The pay and benefits I receive are fair for the work I do.

		Officers: Margin of error +/-%					Other Ranks: Margin of error +/-%					Total: Margin of error +/-%				
		2012	2013	2014	2015	2016	2012	2013	2014	2015	2016	2012	2013	2014	2015	2016
Tri-Service	Agree	2.3	2.2	2.0	1.6	1.7	1.4
	Neutral	1.7	1.6	1.7	1.3	1.5	1.1
	Disagree	2.3	2.2	2.1	1.7	1.8	1.4
	<i>Unweighted count</i>															
Royal Navy	Agree	3.8	3.7	2.7	2.7	2.3	2.3
	Neutral	2.8	2.9	2.5	2.5	2.0	2.0
	Disagree	3.9	3.7	3.1	3.1	2.6	2.5
	<i>Unweighted count</i>															
Royal Marines	Agree	5.4	5.6	1.8	1.6	1.7	1.5
	Neutral	4.0	4.5	1.7	1.6	1.6	1.5
	Disagree	5.4	5.5	2.1	1.9	2.0	1.8
	<i>Unweighted count</i>															
Army	Agree	3.9	3.5	3.1	2.4	2.7	2.1
	Neutral	2.9	2.6	2.8	2.1	2.4	1.8
	Disagree	3.9	3.5	3.3	2.5	2.8	2.2
	<i>Unweighted count</i>															
RAF	Agree	3.8	4.0	2.8	2.8	2.3	2.4
	Neutral	2.8	3.0	2.2	2.3	1.8	1.9
	Disagree	3.7	3.9	2.9	3.0	2.4	2.5
	<i>Unweighted count</i>															

Key

- Margin of error less than 3%
- Margin of error 3% - 5%
- Margin of error 5% +

Margin of error is half the width of a 99% confidence interval. Darker colours indicate a greater degree of uncertainty in the estimate.

AFCAS 2016 Section 1 - Your Pay

Source: Defence Statistics (Surveys)

How strongly do you agree or disagree with the following? The [Service] offer (including dental & healthcare, subsidised accommodation, pay & pension) is better than that which industry offers.

		Officers: Margin of error +/-%					Other Ranks: Margin of error +/-%					Total: Margin of error +/-%				
		2012	2013	2014	2015	2016	2012	2013	2014	2015	2016	2012	2013	2014	2015	2016
Tri-Service	Agree	3.3	2.3	1.9
	Neutral	2.9	1.9	1.6
	Disagree	2.9	1.8	1.6
	<i>Unweighted count</i>															
Royal Navy	Agree	3.7	3.0	2.5
	Neutral	3.2	2.5	2.0
	Disagree	3.2	2.4	2.0
	<i>Unweighted count</i>															
Royal Marines	Agree	5.6	1.9	1.8
	Neutral	5.1	1.7	1.6
	Disagree	4.5	1.5	1.4
	<i>Unweighted count</i>															
Army	Agree
	Neutral
	Disagree
	<i>Unweighted count</i>															
RAF	Agree
	Neutral
	Disagree
	<i>Unweighted count</i>															

Key

- Margin of error less than 3%
- Margin of error 3% - 5%
- Margin of error 5% +

Margin of error is half the width of a 99% confidence interval. Darker colours indicate a greater degree of uncertainty in the estimate.

Table B1.3 How satisfied are you with the following? My rate of basic pay (basic pay includes X-Factor, but excludes Recruitment and Retention Pay [RRP] and any allowances).

		Officers: Margin of error +/-%					Other Ranks: Margin of error +/-%					Total: Margin of error +/-%				
		2012	2013	2014	2015	2016	2012	2013	2014	2015	2016	2012	2013	2014	2015	2016
Tri-Service	Satisfied	2.2	2.3	2.2	2.3	2.2	2.0	2.1	1.7	2.0	1.6	1.7	1.8	1.4	1.7	1.3
	Neutral	1.8	1.8	1.8	1.9	1.8	1.8	2.0	1.6	1.9	1.5	1.6	1.7	1.4	1.6	1.3
	Dissatisfied	2.0	2.1	2.0	2.2	2.1	2.0	2.2	1.7	2.0	1.6	1.7	1.9	1.5	1.7	1.4
	<i>Unweighted count</i>															
Royal Navy	Satisfied	3.4	3.8	3.7	3.9	3.7	2.5	2.3	2.3	2.7	2.7	2.1	2.0	2.0	2.3	2.3
	Neutral	2.8	3.0	2.9	3.1	3.0	2.3	2.2	2.1	2.7	2.7	1.9	1.8	1.8	2.2	2.2
	Dissatisfied	3.0	3.4	3.5	3.8	3.5	2.6	2.5	2.5	3.1	3.1	2.1	2.1	2.1	2.6	2.5
	<i>Unweighted count</i>															
Royal Marines	Satisfied	5.3	5.4	4.4	5.4	5.6	1.9	1.9	1.5	1.7	1.5	1.8	1.8	1.4	1.6	1.5
	Neutral	4.1	4.3	3.5	4.2	4.6	1.9	1.8	1.5	1.8	1.6	1.7	1.7	1.3	1.6	1.5
	Dissatisfied	4.9	5.1	4.1	5.1	5.3	2.3	2.2	1.8	2.1	1.9	2.1	2.0	1.6	1.9	1.8
	<i>Unweighted count</i>															
Army	Satisfied	3.7	3.9	3.7	3.9	3.5	3.1	3.4	2.5	3.1	2.4	2.7	2.9	2.2	2.7	2.1
	Neutral	3.0	3.1	2.9	3.2	2.9	2.9	3.1	2.5	3.0	2.3	2.6	2.7	2.1	2.6	2.0
	Dissatisfied	3.4	3.6	3.3	3.7	3.3	3.2	3.5	2.6	3.2	2.5	2.8	3.1	2.3	2.8	2.2
	<i>Unweighted count</i>															
RAF	Satisfied	3.6	3.6	3.8	3.8	4.0	2.5	2.7	2.9	2.8	2.8	2.1	2.3	2.4	2.3	2.4
	Neutral	3.1	2.9	3.1	3.0	3.3	2.1	2.4	2.5	2.4	2.5	1.8	2.0	2.1	2.0	2.1
	Dissatisfied	3.1	3.2	3.3	3.5	3.7	2.5	2.7	2.9	2.8	2.9	2.1	2.2	2.3	2.3	2.4
	<i>Unweighted count</i>															

Key

- Margin of error less than 3%
- Margin of error 3% - 5%
- Margin of error 5% +

Margin of error is half the width of a 99% confidence interval. Darker colours indicate a greater degree of uncertainty in the estimate.

AFCAS 2016 Section 1 - Your Pay

Source: Defence Statistics (Surveys)

Table B1.4 How satisfied are you with the following? My Recruitment and Retention Pay (RRP)

		Officers: Margin of error +/-%					Other Ranks: Margin of error +/-%					Total: Margin of error +/-%				
		2012	2013	2014	2015	2016	2012	2013	2014	2015	2016	2012	2013	2014	2015	2016
Tri-Service	Satisfied	3.5	3.7	3.7	3.1	3.0	2.9	3.2	2.5	2.2	1.7	2.6	2.8	2.2	2.0	1.6
	Neutral	3.3	3.4	3.4	3.2	3.0	3.0	3.3	2.6	2.4	1.9	2.7	2.9	2.3	2.2	1.7
	Dissatisfied	3.0	3.3	3.3	3.2	3.0	2.9	3.2	2.5	2.3	1.9	2.5	2.8	2.3	2.1	1.7
	<i>Unweighted count</i>															
Royal Navy	Satisfied	5.0	5.6	5.6	4.9	5.1	3.5	3.2	3.0	2.8	3.0	3.0	2.8	2.6	2.5	2.7
	Neutral	4.1	4.2	4.4	4.6	4.4	3.5	3.3	3.3	3.3	3.5	3.0	2.8	2.8	2.9	3.0
	Dissatisfied	4.2	5.0	5.1	5.1	5.0	3.6	3.6	3.5	3.7	3.6	3.0	3.1	3.0	3.1	3.1
	<i>Unweighted count</i>															
Royal Marines	Satisfied	8.4	9.1	5.8	6.1	6.5	2.2	2.0	1.6	1.7	1.5	2.1	2.0	1.6	1.6	1.5
	Neutral	9.2	9.0	7.5	7.0	8.2	2.5	2.3	1.9	2.1	1.9	2.4	2.3	1.9	2.0	1.8
	Dissatisfied	8.8	9.8	7.5	7.7	8.4	2.8	2.6	2.1	2.2	2.0	2.7	2.5	2.1	2.2	2.0
	<i>Unweighted count</i>															
Army	Satisfied	6.7	7.1	6.9	5.4	4.9	4.6	5.1	3.7	3.5	2.6	4.2	4.7	3.4	3.2	2.4
	Neutral	6.7	7.2	6.8	5.9	5.3	4.7	5.3	3.9	3.7	2.8	4.4	4.9	3.6	3.4	2.6
	Dissatisfied	5.8	6.4	6.1	5.5	5.2	4.4	5.0	3.7	3.5	2.7	4.1	4.6	3.5	3.2	2.5
	<i>Unweighted count</i>															
RAF	Satisfied	5.8	5.7	6.3	5.2	5.6	3.9	4.0	4.4	3.2	3.3	3.3	3.5	3.7	2.8	2.9
	Neutral	4.9	4.5	5.3	5.0	5.2	4.2	4.4	4.6	3.4	3.5	3.5	3.7	3.8	3.0	3.0
	Dissatisfied	4.9	5.1	5.7	5.2	5.3	4.2	4.4	5.1	3.5	3.7	3.5	3.7	4.2	3.1	3.2
	<i>Unweighted count</i>															

Key

- Margin of error less than 3%
- Margin of error 3% - 5%
- Margin of error 5% +

Margin of error is half the width of a 99% confidence interval. Darker colours indicate a greater degree of uncertainty in the estimate.

AFCAS 2016 Section 1 - Your Pay

Source: Defence Statistics (Surveys)

Table B1.5 How satisfied are you with the following? My allowances, e.g. Longer Separation Allowance (LSA), Get You Home (GYH).....

		Officers: Margin of error +/-%					Other Ranks: Margin of error +/-%					Total: Margin of error +/-%				
		2012	2013	2014	2015	2016	2012	2013	2014	2015	2016	2012	2013	2014	2015	2016
Tri-Service	Satisfied	2.1	2.3	2.3	2.4	2.2	2.1	2.3	1.8	2.1	1.7	1.8	2.0	1.6	1.8	1.5
	Neutral	1.7	1.9	1.9	1.9	1.8	1.7	1.9	1.6	1.7	1.4	1.5	1.6	1.3	1.4	1.2
	Dissatisfied	2.2	2.3	2.2	2.3	2.2	2.0	2.1	1.7	2.0	1.6	1.7	1.8	1.4	1.7	1.4
	<i>Unweighted count</i>															
Royal Navy	Satisfied	3.5	3.8	3.7	3.9	3.8	2.6	2.6	2.5	3.1	3.1	2.2	2.2	2.1	2.6	2.6
	Neutral	2.8	3.1	3.2	3.3	3.2	2.3	2.1	2.2	2.8	2.7	1.9	1.8	1.8	2.3	2.2
	Dissatisfied	3.4	3.7	3.6	3.9	3.6	2.6	2.5	2.4	3.1	2.9	2.2	2.1	2.0	2.5	2.4
	<i>Unweighted count</i>															
Royal Marines	Satisfied	5.2	5.4	4.4	5.3	5.6	2.2	2.1	1.8	2.0	1.9	2.1	2.0	1.7	1.9	1.8
	Neutral	4.3	3.4	3.5	4.4	4.2	1.9	1.9	1.5	1.8	1.7	1.7	1.7	1.4	1.7	1.6
	Dissatisfied	5.2	5.3	4.3	5.4	5.5	2.3	2.1	1.8	2.1	1.8	2.1	2.0	1.6	2.0	1.7
	<i>Unweighted count</i>															
Army	Satisfied	3.6	4.0	3.8	4.0	3.6	3.4	3.6	2.8	3.3	2.6	2.9	3.2	2.4	2.9	2.2
	Neutral	2.8	3.2	3.0	3.0	2.8	2.8	3.1	2.4	2.6	2.1	2.4	2.7	2.1	2.2	1.8
	Dissatisfied	3.8	3.9	3.5	3.9	3.5	3.1	3.4	2.5	3.1	2.5	2.7	3.0	2.2	2.7	2.2
	<i>Unweighted count</i>															
RAF	Satisfied	3.4	3.5	3.8	3.7	4.1	2.5	2.8	3.0	2.9	3.0	2.1	2.3	2.5	2.4	2.5
	Neutral	3.2	3.1	3.4	3.3	3.4	2.1	2.5	2.5	2.5	2.7	1.8	2.0	2.1	2.1	2.2
	Dissatisfied	3.7	3.6	3.8	3.8	4.1	2.6	2.7	2.9	2.8	3.0	2.2	2.2	2.4	2.4	2.5
	<i>Unweighted count</i>															

Key

- Margin of error less than 3%
- Margin of error 3% - 5%
- Margin of error 5% +

Margin of error is half the width of a 99% confidence interval. Darker colours indicate a greater degree of uncertainty in the estimate.

AFCAS 2016 Section 1 - Your Pay

Source: Defence Statistics (Surveys)

Table B1.6 How satisfied are you with the following? My pension benefits.

		Officers: Margin of error +/-%					Other Ranks: Margin of error +/-%					Total: Margin of error +/-%				
		2012	2013	2014	2015	2016	2012	2013	2014	2015	2016	2012	2013	2014	2015	2016
Tri-Service	Satisfied	2.1	2.2	2.2	2.2	2.1	2.0	2.0	1.6	1.8	1.4	1.7	1.7	1.4	1.6	1.2
	Neutral	1.7	1.9	1.8	1.8	1.8	2.0	2.2	1.7	1.9	1.5	1.7	1.9	1.4	1.6	1.3
	Dissatisfied	1.8	2.1	2.1	2.1	2.0	2.0	2.2	1.8	2.0	1.7	1.7	1.9	1.5	1.7	1.4
	<i>Unweighted count</i>															
Royal Navy	Satisfied	3.3	3.7	3.6	3.8	3.6	2.6	2.2	2.0	2.4	2.6	2.1	1.9	1.8	2.0	2.2
	Neutral	2.8	3.0	3.1	3.1	3.0	2.5	2.3	2.2	2.7	2.7	2.1	1.9	1.9	2.2	2.2
	Dissatisfied	2.6	3.4	3.3	3.5	3.3	2.5	2.5	2.5	3.1	3.0	2.1	2.1	2.1	2.5	2.5
	<i>Unweighted count</i>															
Royal Marines	Satisfied	4.9	5.1	4.2	5.3	5.6	2.0	1.8	1.5	1.8	1.6	1.9	1.7	1.4	1.7	1.5
	Neutral	4.3	4.7	3.8	4.3	4.5	2.1	2.0	1.7	1.9	1.7	1.9	1.9	1.5	1.7	1.6
	Dissatisfied	4.8	5.2	4.0	5.1	5.1	2.3	2.2	1.8	2.1	1.9	2.1	2.0	1.7	1.9	1.8
	<i>Unweighted count</i>															
Army	Satisfied	3.6	3.8	3.6	3.8	3.4	3.2	3.1	2.5	2.9	2.1	2.8	2.7	2.2	2.5	1.9
	Neutral	2.9	3.3	2.9	3.1	2.9	3.2	3.5	2.6	3.0	2.3	2.8	3.1	2.3	2.6	2.0
	Dissatisfied	3.2	3.6	3.5	3.6	3.3	3.1	3.5	2.7	3.2	2.5	2.7	3.1	2.4	2.8	2.2
	<i>Unweighted count</i>															
RAF	Satisfied	3.5	3.5	3.8	3.7	3.8	2.3	2.3	2.4	2.5	2.4	1.9	2.0	2.1	2.1	2.1
	Neutral	2.9	2.9	3.2	3.0	3.2	2.4	2.6	2.8	2.5	2.6	2.0	2.1	2.3	2.1	2.1
	Dissatisfied	2.9	3.1	3.5	3.2	3.4	2.5	2.8	3.0	2.8	2.9	2.1	2.3	2.4	2.3	2.4
	<i>Unweighted count</i>															

Key

	Margin of error less than 3%
	Margin of error 3% - 5%
	Margin of error 5% +

Margin of error is half the width of a 99% confidence interval. Darker colours indicate a greater degree of uncertainty in the estimate.

Table B1.7 How satisfied are you with the following? Information about pay and allowances, e.g. from the intranet, DINs and brochures.

		Officers: Margin of error +/-%					Other Ranks: Margin of error +/-%					Total: Margin of error +/-%				
		2012	2013	2014	2015	2016	2012	2013	2014	2015	2016	2012	2013	2014	2015	2016
Tri-Service	Satisfied	2.2	2.3	2.2	2.3	2.2	2.1	2.2	1.8	2.1	1.7	1.8	1.9	1.5	1.8	1.4
	Neutral	2.0	2.1	2.0	2.1	2.0	1.9	2.2	1.7	2.0	1.6	1.6	1.8	1.4	1.7	1.3
	Dissatisfied	1.8	2.0	2.0	2.0	1.8	1.6	1.9	1.5	1.7	1.5	1.4	1.6	1.3	1.5	1.3
	<i>Unweighted count</i>															
Royal Navy	Satisfied	3.5	3.7	3.7	3.9	3.7	2.6	2.5	2.4	3.0	3.0	2.2	2.1	2.1	2.5	2.4
	Neutral	3.1	3.4	3.4	3.6	3.3	2.5	2.4	2.4	3.0	2.9	2.1	2.0	2.0	2.4	2.3
	Dissatisfied	2.9	3.3	3.4	3.3	3.2	2.3	2.3	2.2	2.9	2.8	1.9	1.9	1.9	2.3	2.3
	<i>Unweighted count</i>															
Royal Marines	Satisfied	5.2	5.4	4.4	5.4	5.7	2.0	2.0	1.6	1.9	1.7	1.9	1.8	1.5	1.8	1.6
	Neutral	4.8	4.7	4.2	5.0	5.0	2.2	2.1	1.7	2.0	1.8	2.0	1.9	1.6	1.9	1.7
	Dissatisfied	4.6	4.9	3.7	4.5	4.7	2.2	2.1	1.7	2.0	1.8	2.1	1.9	1.6	1.9	1.7
	<i>Unweighted count</i>															
Army	Satisfied	3.7	3.9	3.7	3.9	3.6	3.3	3.5	2.7	3.3	2.5	2.9	3.1	2.4	2.9	2.2
	Neutral	3.3	3.6	3.3	3.5	3.1	3.0	3.4	2.5	3.1	2.3	2.7	3.0	2.2	2.7	2.0
	Dissatisfied	3.0	3.3	3.2	3.4	2.9	2.5	3.0	2.3	2.7	2.2	2.2	2.6	2.1	2.3	1.9
	<i>Unweighted count</i>															
RAF	Satisfied	3.6	3.6	3.8	3.8	4.0	2.5	2.8	2.9	2.8	2.9	2.1	2.3	2.4	2.4	2.4
	Neutral	3.5	3.4	3.5	3.4	3.7	2.4	2.6	2.8	2.7	2.8	2.0	2.2	2.3	2.2	2.3
	Dissatisfied	3.0	3.1	3.5	3.1	3.5	2.3	2.4	2.6	2.5	2.6	1.9	2.0	2.2	2.1	2.2
	<i>Unweighted count</i>															

Key

- Margin of error less than 3%
- Margin of error 3% - 5%
- Margin of error 5% +

Margin of error is half the width of a 99% confidence interval. Darker colours indicate a greater degree of uncertainty in the estimate.

AFCAS 2016 Section 1 - Your Pay

Source: Defence Statistics (Surveys)

Table B1.8 How satisfied are you with the following? My ability to access JPA.

		Officers: Margin of error +/-%					Other Ranks: Margin of error +/-%					Total: Margin of error +/-%				
		2012	2013	2014	2015	2016	2012	2013	2014	2015	2016	2012	2013	2014	2015	2016
Tri-Service	Satisfied	1.7	1.9	1.7	1.8	1.7	1.7	1.9	1.5	1.6	1.4	1.4	1.6	1.3	1.4	1.2
	Neutral	1.3	1.4	1.3	1.4	1.3	1.3	1.4	1.2	1.2	1.1	1.1	1.2	1.0	1.1	0.9
	Dissatisfied	1.3	1.4	1.2	1.4	1.3	1.3	1.6	1.2	1.2	1.0	1.1	1.3	1.0	1.0	0.9
	<i>Unweighted count</i>															
Royal Navy	Satisfied	3.0	3.3	3.3	3.5	3.3	2.4	2.2	2.2	2.6	2.5	2.0	1.8	1.8	2.2	2.1
	Neutral	2.2	2.5	2.4	2.6	2.5	1.8	1.7	1.6	2.1	2.1	1.5	1.4	1.4	1.8	1.7
	Dissatisfied	2.4	2.5	2.6	2.7	2.5	1.8	1.6	1.7	1.8	1.7	1.5	1.3	1.5	1.5	1.4
	<i>Unweighted count</i>															
Royal Marines	Satisfied	4.0	4.3	3.6	4.2	4.6	2.2	2.1	1.7	2.0	1.8	2.0	1.9	1.6	1.9	1.7
	Neutral	2.8	3.7	2.6	2.9	3.2	1.8	1.7	1.4	1.7	1.5	1.6	1.6	1.3	1.5	1.4
	Dissatisfied	3.1	2.5	2.9	3.3	3.7	1.9	1.7	1.4	1.6	1.5	1.8	1.6	1.3	1.5	1.4
	<i>Unweighted count</i>															
Army	Satisfied	2.8	3.2	2.7	3.0	2.6	2.7	3.1	2.4	2.6	2.2	2.4	2.7	2.1	2.2	1.9
	Neutral	2.1	2.3	2.1	2.2	1.9	2.1	2.2	1.8	2.0	1.7	1.8	1.9	1.6	1.7	1.5
	Dissatisfied	2.2	2.5	1.9	2.2	2.0	2.0	2.5	1.8	1.9	1.6	1.8	2.2	1.6	1.7	1.4
	<i>Unweighted count</i>															
RAF	Satisfied	2.9	2.9	3.1	3.0	3.4	1.8	1.8	1.8	2.0	2.2	1.5	1.5	1.6	1.7	1.8
	Neutral	2.4	2.3	2.4	2.3	2.5	1.4	1.5	1.5	1.6	1.7	1.2	1.3	1.3	1.4	1.5
	Dissatisfied	2.0	2.0	2.2	2.3	2.7	1.2	1.1	1.2	1.3	1.4	1.0	1.0	1.0	1.1	1.2
	<i>Unweighted count</i>															

Key

- Margin of error less than 3%
- Margin of error 3% - 5%
- Margin of error 5% +

Margin of error is half the width of a 99% confidence interval. Darker colours indicate a greater degree of uncertainty in the estimate.

AFCAS 2016 Section 2 - Your Work

Source: Defence Statistics (Surveys)

Table B2.1 How satisfied are you with [Service] life in general?

		Officers					Other Ranks					Total						
		2012	2013	2014	2015	2016	2012	2013	2014	2015	2016	2012	2013	2014	2015	2016		
Tri-Service	Satisfied	59	58	59	56	56	50 **	48 **	46 **	45	44	51 **	49 **	48 **	47	46		
	Neutral	19	20	20	20	20	24	23	25	22 **	24	23	23	25	22 **	24		
	Dissatisfied	21	21	21 **	24	24	26 **	29 **	28 **	33	32	26 **	28 **	27 **	32	31		
	<i>Unweighted count</i>						3 392						9 160					
Royal Navy	Satisfied	62 **	63 **	58	54	56	43 **	44 **	37	36	39	47 **	48 **	41	40	43		
	Neutral	21	19	21	23	21	26	23	25	23	24	25	22	24	23	24		
	Dissatisfied	17 **	18 **	21	24	23	31 **	33 **	38	41	37	28 **	29 **	35	37	34		
	<i>Unweighted count</i>						971						1 779					
Royal Marines	Satisfied	75	73	75	77	75	50	53	52	53	52	53	55	54	55	54		
	Neutral	14	15	14	11	11	24 **	24 **	24 **	21	21	23 **	23 **	23 **	20	20		
	Dissatisfied	11	12	10	12	14	26	22 **	24 **	26	27	24	21 **	23 **	24	26		
	<i>Unweighted count</i>						303						2 640					
Army	Satisfied	60	55	59	55	56	51 **	47	47	46	44	52 **	48	49	47	46		
	Neutral	17	20	18	19	19	23	23	26	21	25	23	23	25	21	24		
	Dissatisfied	23	24	23	26	25	26 **	30	27 **	33	31	25 **	29	26 **	32	30		
	<i>Unweighted count</i>						1 213						2 780					
RAF	Satisfied	56	58	58	57	56	51 **	52 **	48 **	46	44	52 **	53 **	51 **	49	46		
	Neutral	22	22	23	22	20	23	23	25	23	24	23	23	25	23	23		
	Dissatisfied	22	20	19 **	21	24	26 **	25 **	26 **	31	32	25 **	24 **	25 **	29	30		
	<i>Unweighted count</i>						905						1 961					

** denotes the estimate is significantly different to the 2016 estimate (99% confidence level).

AFCAS 2016 Section 2 - Your Work

Source: Defence Statistics (Surveys)

Table B2.2 How would you rate the level of morale of... Myself?

		Officers					Other Ranks					Total						
		2012	2013	2014	2015	2016	2012	2013	2014	2015	2016	2012	2013	2014	2015	2016		
Tri-Service	High	37 **	39 **	41 **	45	46	43 **	40	39	39	39	42	39	40	40	40		
	Neutral	35 **	33 **	34 **	33	30	30	31	32	31	32	31	32	33	31	32		
	Low	28 **	28 **	25	23	24	28	29	29	29	29	28	29	28	28	28		
	<i>Unweighted count</i>						3 406						9 219					
Royal Navy	High	40 **	42	43	42 **	47	36	37	32 **	32	36	37	38	35 **	34 **	39		
	Neutral	36 **	34	33	37 **	31	34	34	34	35	32	35	34	34	35	32		
	Low	23	24	25	22	22	29	29	34	33	32	28	28	32	30	29		
	<i>Unweighted count</i>						974						1 784					
Royal Marines	High	55 **	59	61	67	66	42	44	44	43	42	43	46	45	46	45		
	Neutral	29 **	23	28 **	20	21	31	30	31	31	32	31	30	31	30	31		
	Low	16	18	11	13	13	27	26	26	26	25	26	25	24	24	24		
	<i>Unweighted count</i>						303						2 664					
Army	High	37 **	38 **	41	44	45	46 **	40	41	41	41	45	40	41	42	42		
	Neutral	35	31	33	32	31	28	31	32	31	31	29	31	32	31	31		
	Low	28	31 **	26	24	24	26	29	27	28	28	26	30	27	27	28		
	<i>Unweighted count</i>						1 221						2 804					
RAF	High	33 **	36 **	37 **	46	45	38 **	39 **	38 **	38 **	33	37	38	38	40 **	35		
	Neutral	36 **	37 **	38 **	32	30	30 **	32	32	29 **	35	32	33	33	30 **	34		
	Low	31 **	27	25	21	25	31	30	30	32	33	31	29	29	30	31		
	<i>Unweighted count</i>						908						1 967					

** denotes the estimate is significantly different to the 2016 estimate (99% confidence level).

(1) don't know option dropped in 2008. (2) minor wording change in 2011.

AFCAS 2016 Section 2 - Your Work

Source: Defence Statistics (Surveys)

Table B2.3 How would you rate the level of morale of... My Unit?

		Officers					Other Ranks					Total						
		2012	2013	2014	2015	2016	2012	2013	2014	2015	2016	2012	2013	2014	2015	2016		
Tri-Service	High	21 **	20 **	24 **	29	30	24 **	19	20	19	20	24 **	19 **	21	21	22		
	Neutral	42	41	42	40	41	33	34	32	32	33	35	35	34	34	34		
	Low	36 **	39 **	34 **	32	29	42 **	47	48	48	47	41 **	46	45	45	44		
	<i>Unweighted count</i>						3 396						9 183					
Royal Navy	High	27 **	27 **	28 **	30	34	23	22	19	20	21	24	23	21	22	24		
	Neutral	45	44	42	42	41	37	37	33	35	36	38	39	35	37	37		
	Low	29	29	30 **	28	25	40	41	48 **	45	43	38	38	44 **	41	39		
	<i>Unweighted count</i>						971						1 779					
Royal Marines	High	42 **	40 **	51 **	54	60	25 **	27	28	27	28	27 **	28 **	31	30	31		
	Neutral	40 **	40 **	38 **	33	28	36	37	37	37	38	36	37	37	36	37		
	Low	18 **	20 **	12	14	12	40 **	36	35	36	35	37 **	34	32	34	32		
	<i>Unweighted count</i>						300						2 644					
Army	High	22 **	18 **	24 **	28	28	28 **	19	22	21	21	27 **	19 **	22	22	22		
	Neutral	41	39	40	38	41	32	33	31	31	32	33	34	32	32	33		
	Low	37 **	42 **	36	34	31	41 **	48	47	48	47	40 **	47	46	46	45		
	<i>Unweighted count</i>						1 219						2 797					
RAF	High	14 **	17 **	21 **	26	26	17	14	13	14	15	16	15 **	15 **	16	18		
	Neutral	43	42	44	41	43	34	32	34	34	31	36	34	36	35	34		
	Low	43 **	42 **	35	33	30	49 **	54	53	53	54	48	51	49	48	49		
	<i>Unweighted count</i>						906						1 963					

** denotes the estimate is significantly different to the 2016 estimate (99% confidence level).

(1) not asked prior to 2010. (2) only asked of Army in 2010. (3) minor wording change in 2011.

AFCAS 2016 Section 2 - Your Work

Source: Defence Statistics (Surveys)

Table B2.4 How would you rate the level of morale of... The [Service] as a whole?

		Officers					Other Ranks					Total						
		2012	2013	2014	2015	2016	2012	2013	2014	2015	2016	2012	2013	2014	2015	2016		
Tri-Service	High	6 **	6 **	7 **	9	10	16 **	13	14	15 **	13	15 **	12	13	14	12		
	Neutral	33 **	33 **	34 **	40	40	36	33	35	37	34	35	33	35	37	35		
	Low	60 **	62 **	58 **	51	50	48 **	53	50	49 **	53	50 **	55 **	52	49 **	52		
	<i>Unweighted count</i>						3 385						9 178					
Royal Navy	High	5	7	6	5	5	8 **	8 **	6	4	5	8 **	8 **	6	5	5		
	Neutral	41 **	44 **	41	34	37	36 **	36 **	32 **	26	27	37 **	38 **	34 **	28	29		
	Low	53 **	49 **	53 **	61	58	56 **	56 **	62 **	69	68	55 **	55 **	60 **	67	66		
	<i>Unweighted count</i>						969						1 777					
Royal Marines	High	38 **	42 **	54 **	64	62	21 **	29	29	32 **	29	22 **	31	32	35 **	32		
	Neutral	41 **	42 **	37 **	27	30	36 **	39	42	40	41	36 **	39	41	39	40		
	Low	21 **	16 **	9	9	9	44 **	32	29	28	30	41 **	30	27	26	28		
	<i>Unweighted count</i>						298						2 645					
Army	High	7	4 **	6 **	8	8	20 **	14	17	17	15	18 **	13	15	16	14		
	Neutral	31 **	26 **	29 **	38	39	37	33	36	38	36	36	32 **	35	38	36		
	Low	63 **	70 **	66 **	54	53	43 **	53	48	44 **	50	45 **	55 **	50	46 **	50		
	<i>Unweighted count</i>						1 214						2 791					
RAF	High	3 **	4 **	7	10	10	10	9	10	11	8	8	8	9	11	9		
	Neutral	32 **	35 **	39 **	48	46	32	33	35	38	35	32 **	33 **	36	40	37		
	Low	65 **	61 **	54 **	42	44	58	58	55	51 **	57	59 **	58 **	55	49 **	54		
	<i>Unweighted count</i>						904						1 965					

** denotes the estimate is significantly different to the 2016 estimate (99% confidence level).

don't know option dropped in 2010

AFCAS 2016 Section 2 - Your Work

Source: Defence Statistics (Surveys)

Table B2.5 How satisfied are you with the following aspects of your current job? My job in general.

		Officers					Other Ranks					Total						
		2012	2013	2014	2015	2016	2012	2013	2014	2015	2016	2012	2013	2014	2015	2016		
Tri-Service	Satisfied	67	67	65 **	69	69	59 **	56	55	54	54	60 **	58	57	56	56		
	Neutral	16	16	17	14	16	19 **	20	20 **	20	22	19 **	19	19	19	21		
	Dissatisfied	17	17	18 **	17	16	22 **	24	25	26	25	21	23	24	24	23		
	<i>Unweighted count</i>						3 404						9 214					
Royal Navy	Satisfied	67	68	63 **	70	69	58	57	53	53	56	60	60	55 **	57	59		
	Neutral	17	16	18	15	15	19	19	20	22	20	19	19	19	20	19		
	Dissatisfied	16	17	19	16	15	23	23	28	25	24	21	22	26 **	23	22		
	<i>Unweighted count</i>						974						1 785					
Royal Marines	Satisfied	73	72	75	75	75	51	53	53	51	51	54	55	55	54	54		
	Neutral	13	13	13	12	9	22	22	22	20	22	21	21	21	19	20		
	Dissatisfied	14	14	12	13	16	27	25	26	29	27	26	24	24	27	26		
	<i>Unweighted count</i>						303						2 666					
Army	Satisfied	67	66	66	68	69	58 **	55	55	53	53	59 **	57	57	55	55		
	Neutral	16	17	17	13 **	17	20	21	21	20	23	20	20	20	19	22		
	Dissatisfied	17	17	17	19 **	15	22	24	24	26	25	21	23	23	25	23		
	<i>Unweighted count</i>						1 219						2 801					
RAF	Satisfied	68	67	62	70	67	62 **	58	59	56	55	63 **	60	60	59	58		
	Neutral	16	15	18	15	16	16 **	19	16 **	19	21	16 **	18	17 **	18	20		
	Dissatisfied	16	18	20	15	17	22	24	24	25	24	21	22	23	23	22		
	<i>Unweighted count</i>						908						1 962					

** denotes the estimate is significantly different to the 2016 estimate (99% confidence level).

minor wording change in 2011

AFCAS 2016 Section 2 - Your Work

Source: Defence Statistics (Surveys)

Table B2.6 How satisfied are you with the following aspects of your current job? The sense of achievement I get from my work.

		Officers					Other Ranks					Total				
		2012	2013	2014	2015	2016	2012	2013	2014	2015	2016	2012	2013	2014	2015	2016
Tri-Service	Satisfied	63	63	61	61	63	53 **	51 **	51 **	45	45	55 **	53 **	52 **	48	48
	Neutral	20 **	18	19	17	16	23 **	24	23 **	23	25	22	23	22	22	24
	Dissatisfied	18 **	19	20	22	21	24 **	25 **	26 **	32	30	23 **	24 **	25 **	30	28
	<i>Unweighted count</i>	3 405					9 206					12 611				
Royal Navy	Satisfied	62	64	60 **	60 **	66	51 **	52 **	47	46	44	54 **	55 **	49	49	49
	Neutral	19 **	16	19 **	18 **	13	23	24	23	24	24	22	22	22	23	21
	Dissatisfied	19	20	21	22	21	26 **	24 **	30	30	32	24 **	23 **	28	28	29
	<i>Unweighted count</i>	974					1 786					2 760				
Royal Marines	Satisfied	66	62	69	65	66	47 **	47 **	48 **	42	42	49 **	49 **	50 **	45	44
	Neutral	17	21	18	17	15	25	25	25	25	26	24	25	24	24	25
	Dissatisfied	17	17	13 **	18	19	29 **	28 **	27 **	33	32	27 **	27 **	25 **	31	31
	<i>Unweighted count</i>	303					2 660					2 963				
Army	Satisfied	63	62	62	60	63	53 **	51 **	51 **	44	45	54 **	53 **	53 **	46	47
	Neutral	20	19	19	17	17	24	24	23 **	24	26	23	23	22	23	25
	Dissatisfied	17	19	19	23	21	23 **	25 **	26	32	29	22 **	24 **	25	31	28
	<i>Unweighted count</i>	1 220					2 798					4 018				
RAF	Satisfied	63	63	60	65	61	56 **	53 **	53 **	48	46	58 **	55 **	54 **	52	49
	Neutral	19	19	18	16	18	20 **	23	22	20	23	20	22	21	19	22
	Dissatisfied	18	19	22	19	21	24 **	25 **	26 **	32	31	23 **	23 **	25 **	29	28
	<i>Unweighted count</i>	908					1 962					2 870				

** denotes the estimate is significantly different to the 2016 estimate (99% confidence level).

minor wording change in 2011

AFCAS 2016 Section 2 - Your Work

Source: Defence Statistics (Surveys)

Table B2.7 How satisfied are you with the following aspects of your current job? The challenge in my job.

		Officers					Other Ranks					Total						
		2012	2013	2014	2015	2016	2012	2013	2014	2015	2016	2012	2013	2014	2015	2016		
Tri-Service	Satisfied	68	69	67 **	70	70	58 **	55 **	55 **	51	51	59 **	58 **	57 **	54	54		
	Neutral	19 **	17	18	16	16	22 **	24	24 **	25	26	22 **	23	23	24	24		
	Dissatisfied	13	14	14	14	14	20 **	21	22	24	23	19 **	20	20	22	21		
	<i>Unweighted count</i>						3 398						9 198					
Royal Navy	Satisfied	68	69	65 **	70	71	53	52	50	50	50	56	55	53	55	54		
	Neutral	18	18	20	17	16	24	26	24	25	24	23	24	23	23	22		
	Dissatisfied	14	13	15	13	13	23	22 **	26	24	26	21	20	24	22	23		
	<i>Unweighted count</i>						973						1 783					
Royal Marines	Satisfied	73	71	71	68	69	49 **	49 **	52 **	46	45	51 **	52 **	54 **	48	48		
	Neutral	14	14	15	20	17	28	26	25 **	27	28	26	25	24 **	26	27		
	Dissatisfied	12	15	14	12	14	24 **	25	22 **	27	26	23 **	24	22 **	25	25		
	<i>Unweighted count</i>						303						2 661					
Army	Satisfied	68	69	69	68	71	59 **	57 **	57 **	51	52	61 **	59 **	58 **	54	55		
	Neutral	20	17	17	17	16	22 **	23 **	24	26	27	22 **	22	23	25	25		
	Dissatisfied	13	15	14	16	13	19	20	20	22	21	18	19	19	21	20		
	<i>Unweighted count</i>						1 215						2 796					
RAF	Satisfied	69	68	66	72	69	58 **	54	54	52	51	61 **	57	57	56	55		
	Neutral	18	17	20	15	16	20 **	25	22	23	24	20	23	21	21	22		
	Dissatisfied	13	15	14	12	15	21 **	21 **	24	25	25	20 **	20 **	22	23	23		
	<i>Unweighted count</i>						907						1 958					

** denotes the estimate is significantly different to the 2016 estimate (99% confidence level).

minor wording change in 2011

AFCAS 2016 Section 2 - Your Work

Source: Defence Statistics (Surveys)

Table B2.8 How satisfied are you with the following aspects of your current job? The amount of variety in my work.

		Officers					Other Ranks					Total				
		2012	2013	2014	2015	2016	2012	2013	2014	2015	2016	2012	2013	2014	2015	2016
Tri-Service	Satisfied	66	67	67	69	68	48	48	48	45	47	51	52	51	50	50
	Neutral	20	19	19	17	18	26	25	25	26	26	25	24	24	25	25
	Dissatisfied	14	13	14	14	14	26	26	27	28	27	24	24	25	26	25
	<i>Unweighted count</i>	3 405					9 199					12 604				
Royal Navy	Satisfied	65	66	65	69	69	48	47	45	45	47	51	51	49	51	52
	Neutral	20	22 **	20	18	17	26	25	24	28	26	25	25	23	26	24
	Dissatisfied	14	12	15	13	14	27	27	31 **	27	27	24	24	28 **	24	24
	<i>Unweighted count</i>	974					1 784					2 758				
Royal Marines	Satisfied	71	72	69	71	74	45	45	47 **	44	44	47	48	49	47	47
	Neutral	17 **	15	19 **	14	12	26	27	27	27	28	25	26	26	26	26
	Dissatisfied	12	14	12	14	14	29	28	26 **	28	28	27	26	24 **	27	27
	<i>Unweighted count</i>	303					2 657					2 960				
Army	Satisfied	66	67	67	67	67	47	48	48	44	47	50	51	51	48	50
	Neutral	20	19	19	17	19	27	25	25	27	25	26	24	24	25	24
	Dissatisfied	14	14	14	16	14	26	27	26	29	28	24	25	25	27	26
	<i>Unweighted count</i>	1 220					2 796					4 016				
RAF	Satisfied	67	69	67	72 **	66	53 **	50	51	49	48	56 **	54	55	54	52
	Neutral	18	17	19	17	19	24 **	25	23 **	24	27	22 **	23	22 **	23 **	26
	Dissatisfied	15	13	14	11	15	24	25	26	27	25	22	22	23	23	23
	<i>Unweighted count</i>	908					1 962					2 870				

** denotes the estimate is significantly different to the 2016 estimate (99% confidence level).

(1) not asked of RN in 2008. (2) minor wording change in 2011

AFCAS 2016 Section 2 - Your Work

Source: Defence Statistics (Surveys)

Table B2.9 How satisfied are you with the following aspects of your current job? My current work location.

		Officers					Other Ranks					Total						
		2012	2013	2014	2015	2016	2012	2013	2014	2015	2016	2012	2013	2014	2015	2016		
Tri-Service	Satisfied	68	68	67 **	70	70	61	59	60	62	62	62	61 **	61 **	63	64		
	Neutral	18 **	17 **	18 **	15	14	19	19	18	16	17	19	19 **	18	16	17		
	Dissatisfied	15	15	15	15	16	20	22	22	22	20	19	20	21	21	20		
	<i>Unweighted count</i>						3 404						9 205					
Royal Navy	Satisfied	69	69	66 **	69	71	61	62	57 **	61	65	63 **	64	59 **	63	66		
	Neutral	15	16	18 **	15	13	21	20	23 **	18	18	20 **	19	22 **	17	17		
	Dissatisfied	16	14	17	16	15	18	19	20	21	18	18	18	19	20	17		
	<i>Unweighted count</i>						973						1 786					
Royal Marines	Satisfied	68	65	74 **	75 **	67	56 **	57 **	59 **	61	62	58 **	58 **	60 **	63	63		
	Neutral	17	20	13	10 **	18	21	20	22	18 **	21	21	20	21	17 **	20		
	Dissatisfied	15	15	13	15	16	22 **	23 **	20 **	21 **	17	21 **	22 **	19	20 **	17		
	<i>Unweighted count</i>						303						2 657					
Army	Satisfied	66	68	67	69	69	59	58	60	61	60	60	59	61	62	61		
	Neutral	18	17	17	15	15	19	19	17	16	18	19	19	17	16	17		
	Dissatisfied	15	15	16	16	17	21	23	23	24	22	21	22	22	23	21		
	<i>Unweighted count</i>						1 220						2 800					
RAF	Satisfied	69	68	67	71	72	66	63	63	67	66	67	64	64	68	68		
	Neutral	18 **	19 **	19 **	15	13	15	17	16	15	15	16	18 **	17	15	15		
	Dissatisfied	13	13	13	13	15	19	19	20	18	19	18	18	19	17	18		
	<i>Unweighted count</i>						908						1 962					

** denotes the estimate is significantly different to the 2016 estimate (99% confidence level).

(1) not asked in 2007-2008. (2) only asked of RAF prior to 2011

AFCAS 2016 Section 2 - Your Work

Source: Defence Statistics (Surveys)

Table B2.10 How strongly do you agree or disagree with the following? My superiors do not interfere excessively in my work activities.

		Officers					Other Ranks					Total				
		2012	2013	2014	2015	2016	2012	2013	2014	2015	2016	2012	2013	2014	2015	2016
Tri-Service	Agree	69	70	52	53	55	56
	Neutral	10	11	22	21	20	19
	Disagree	21	19	27	26	26	25
	<i>Unweighted count</i>					3 399					9 175					12 574
Royal Navy	Agree	71	70	55	57	59	60
	Neutral	11	10	19	19	17	17
	Disagree	18	20	26	24	24	23
	<i>Unweighted count</i>					973					1 783					2 756
Royal Marines	Agree	79	76	48	50	52	52
	Neutral	8	11	28	27	26	25
	Disagree	13	13	24	23	22	22
	<i>Unweighted count</i>					301					2 645					2 946
Army	Agree	69	70	49	50	52	53
	Neutral	10	11	24	22	22	21
	Disagree	22	18	27	27	27	26
	<i>Unweighted count</i>					1 219					2 786					4 005
RAF	Agree	69	71	69	67	70	61 **	61	61	58	58	63	63	62	60	60
	Neutral	13	11	9	11	11	16	16	14 **	17	18	16	15	13 **	16	16
	Disagree	18	18	22	22	19	22	23	26	25	25	21	22	25	25	24
	<i>Unweighted count</i>					906					1 961					2 867

** denotes the estimate is significantly different to the 2016 estimate (99% confidence level).

(1) n/a option added in 2011. (2) only asked of RAF prior to 2015. (3) n/a option excluded from the analysis.

AFCAS 2016 Section 2 - Your Work

Source: Defence Statistics (Surveys)

Table B2.11 How strongly do you agree or disagree with the following? I am given sufficient authority to make decisions.

		Officers					Other Ranks					Total				
		2012	2013	2014	2015	2016	2012	2013	2014	2015	2016	2012	2013	2014	2015	2016
Tri-Service	Agree	70	70	57	57	59	59
	Neutral	12	11	19	18	18	17
	Disagree	19	19	24	25	23	24
	<i>Unweighted count</i>					3 398					9 174					12 572
Royal Navy	Agree	71	71	59	62	62	64
	Neutral	13	10	17	16	16	14
	Disagree	16	19	24	22	22	22
	<i>Unweighted count</i>					974					1 779					2 753
Royal Marines	Agree	81	78	56	54	58	56
	Neutral	9	8	22	24	21	23
	Disagree	11	14	22	22	21	21
	<i>Unweighted count</i>					300					2 646					2 946
Army	Agree	70	71	55	55	57	57
	Neutral	12	11	21	19	19	18
	Disagree	19	18	24	26	23	25
	<i>Unweighted count</i>					1 216					2 792					4 008
RAF	Agree	71	71	69	67	68	65 **	63	61	59	60	66 **	65	63	61	61
	Neutral	12	12	13	12	11	13 **	15	15	16	16	13	14	15	15	15
	Disagree	17	17	18	21	21	22	22	24	25	24	21	21	22	24	23
	<i>Unweighted count</i>					908					1 957					2 865

** denotes the estimate is significantly different to the 2016 estimate (99% confidence level).

(1) n/a option added in 2011. (2) only asked of RAF prior to 2015. (3) n/a option excluded from the analysis.

AFCAS 2016 Section 2 - Your Work

Source: Defence Statistics (Surveys)

Table B2.12 How strongly do you agree or disagree with the following? If I make a genuine mistake at work, I do not feel that it will be held against me.

		Officers					Other Ranks					Total				
		2012	2013	2014	2015	2016	2012	2013	2014	2015	2016	2012	2013	2014	2015	2016
Tri-Service	Agree	60	60	47	47	50	49
	Neutral	17	16	20	21	19	20
	Disagree	22	24	33	32	31	30
	<i>Unweighted count</i>					3 397					9 182					12 579
Royal Navy	Agree	66	69	52	54	56	58
	Neutral	14	14	19	19	18	18
	Disagree	20	16	29	27	27	24
	<i>Unweighted count</i>					971					1 783					2 754
Royal Marines	Agree	67	66	47	47	49	49
	Neutral	16	18	25	26	24	25
	Disagree	18	16	28	27	27	26
	<i>Unweighted count</i>					300					2 646					2 946
Army	Agree	57	54	43	41	45	43
	Neutral	18	17	20	23	20	22
	Disagree	25	29	37	36	35	35
	<i>Unweighted count</i>					1 218					2 795					4 013
RAF	Agree	60	64	62	62	65	58	57	58	57	59	58	59	59	58	60
	Neutral	19	18	19	18	15	18	19	17	17	16	18	19 **	18	17	16
	Disagree	22	17	19	20	20	24	24	25	26	25	23	22	24	25	24
	<i>Unweighted count</i>					908					1 958					2 866

** denotes the estimate is significantly different to the 2016 estimate (99% confidence level).

(1) n/a option added in 2011. (2) only asked of RAF prior to 2015. (3) n/a option excluded from the analysis.

AFCAS 2016 Section 2 - Your Work

Source: Defence Statistics (Surveys)

Table B2.13 How strongly do you agree or disagree with the following? Where I work people do not automatically look for someone to blame when things go wrong.

		Officers					Other Ranks					Total				
		2012	2013	2014	2015	2016	2012	2013	2014	2015	2016	2012	2013	2014	2015	2016
Tri-Service	Agree	51	51	33	34	36	37
	Neutral	21	20	23	24	23	24
	Disagree	29	28	44	42	41	39
	<i>Unweighted count</i>					3 395					9 180					12 575
Royal Navy	Agree	54 **	60	34	38	39 **	43
	Neutral	20	19	23	22	22	22
	Disagree	25 **	20	42	39	39 **	35
	<i>Unweighted count</i>					974					1 786					2 760
Royal Marines	Agree	57	57	37	38	40	40
	Neutral	21	18	29	27	28	26
	Disagree	22	25	33	35	32	34
	<i>Unweighted count</i>					300					2 647					2 947
Army	Agree	46	46	30	31	32	33
	Neutral	22	20	23	25	23	24
	Disagree	32	34	47	44	45	43
	<i>Unweighted count</i>					1 213					2 788					4 001
RAF	Agree	52	56	55	55	53	40	40	39	38	39	43	43	42	41	42
	Neutral	24	22	22	19	22	23	24	23	23	23	23	23	23	22	23
	Disagree	24	22	23	26	25	37	36	38	40	38	34	33	35	37	35
	<i>Unweighted count</i>					908					1 959					2 867

** denotes the estimate is significantly different to the 2016 estimate (99% confidence level).

(1) n/a option added in 2011. (2) only asked of RAF prior to 2015. (3) n/a option excluded from the analysis.

AFCAS 2016 Section 2 - Your Work

Source: Defence Statistics (Surveys)

Table B2.14 How strongly do you agree or disagree with the following? I am encouraged to find better ways of doing things at work.

		Officers					Other Ranks					Total				
		2012	2013	2014	2015	2016	2012	2013	2014	2015	2016	2012	2013	2014	2015	2016
Tri-Service	Agree	68	69	56	58	59	60
	Neutral	20	18	27	26	26	25
	Disagree	12	13	17	15	16	15
	<i>Unweighted count</i>					3 396					9 164					12 560
Royal Navy	Agree	67	70	53	54	56	58
	Neutral	20	17	29	28	27	25
	Disagree	13	13	18	18	17	17
	<i>Unweighted count</i>					973					1 779					2 752
Royal Marines	Agree	79	76	54	56	57	58
	Neutral	15	14	31	30	29	28
	Disagree	6 **	10	15	14	14	14
	<i>Unweighted count</i>					301					2 639					2 940
Army	Agree	67	69	54	57	56	59
	Neutral	21	18	28	27	27	26
	Disagree	12	14	18	16	17	15
	<i>Unweighted count</i>					1 217					2 786					4 003
RAF	Agree	70	72	70	72	69	65	66	65	65	65	67	67	66	67	66
	Neutral	20	19	20	18	19	22	23	22	21	22	22	22	22	20	21
	Disagree	9	9	10	10	12	12	12	13	14	13	12	11	12	13	12
	<i>Unweighted count</i>					905					1 960					2 865

** denotes the estimate is significantly different to the 2016 estimate (99% confidence level).

(1) n/a option added in 2011. (2) only asked of RAF prior to 2015. (3) n/a option excluded from the analysis.

AFCAS 2016 Section 2 - Your Work

Source: Defence Statistics (Surveys)

Table B2.15 How strongly do you agree or disagree with the following? I am always given a clear deadline as to when work needs to be completed.

		Officers					Other Ranks					Total				
		2012	2013	2014	2015	2016	2012	2013	2014	2015	2016	2012	2013	2014	2015	2016
Tri-Service	Agree	61	61	61	61	61	61
	Neutral	22	23	21	23	22	23
	Disagree	17	16	17	16	17	16
	<i>Unweighted count</i>					3 391					9 160					12 551
Royal Navy	Agree	61	64	64	62	63	63
	Neutral	22	20	24	22	23	22
	Disagree	17	15	13	16	14	16
	<i>Unweighted count</i>					971					1 776					2 747
Royal Marines	Agree	70	70	61	62	62	63
	Neutral	20	17	26	25	25	25
	Disagree	9	12	14	13	13	13
	<i>Unweighted count</i>					302					2 645					2 947
Army	Agree	61	60	61	60	61	60
	Neutral	22	22	20	23	20	23
	Disagree	18	18	19	17	19	17
	<i>Unweighted count</i>					1 216					2 789					4 005
RAF	Agree	57	58	55	60	60	62	65	63	62	62	61	63	62	61	62
	Neutral	27	26	26	24	26	23	22	22	23	22	24	23	23	23	23
	Disagree	17	16	19 **	16	14	15	13	14	16	16	15	14	15	16	15
	<i>Unweighted count</i>					902					1 950					2 852

** denotes the estimate is significantly different to the 2016 estimate (99% confidence level).

(1) n/a option added in 2011. (2) only asked of RAF prior to 2015. (3) n/a option excluded from the analysis.

AFCAS 2016 Section 2 - Your Work

Source: Defence Statistics (Surveys)

Table B2.16 How strongly do you agree or disagree with the following? When I am set a task at work, I am told very clearly what output is required.

		Officers					Other Ranks					Total				
		2012	2013	2014	2015	2016	2012	2013	2014	2015	2016	2012	2013	2014	2015	2016
Tri-Service	Agree	48	48	57	58	56	56
	Neutral	29	29	26	26	27	27
	Disagree	23	23	17	16	18	17
	<i>Unweighted count</i>					3 395					9 158					12 553
Royal Navy	Agree	49	50	58	59	56	57
	Neutral	29	28	27	26	27	26
	Disagree	22	22	15	15	17	17
	<i>Unweighted count</i>					973					1 774					2 747
Royal Marines	Agree	59	57	56	57	56	57
	Neutral	28	25	30	29	30	29
	Disagree	13	18	14	13	14	14
	<i>Unweighted count</i>					301					2 644					2 945
Army	Agree	47	48	58	57	56	55
	Neutral	28	29	25	27	25	27
	Disagree	25	24	18	17	19	18
	<i>Unweighted count</i>					1 218					2 788					4 006
RAF	Agree	45	46	43	47	44	60	60	58	55 **	59	57	57	55	53	56
	Neutral	32	32	33	29	32	26	26	27	29 **	25	27	27	28	29	27
	Disagree	22	22	24	23	24	14	13	15	17	16	16	15	17	18	18
	<i>Unweighted count</i>					903					1 952					2 855

** denotes the estimate is significantly different to the 2016 estimate (99% confidence level).

(1) n/a option added in 2011. (2) only asked of RAF prior to 2015. (3) n/a option excluded from the analysis.

AFCAS 2016 Section 2 - Your Work

Source: Defence Statistics (Surveys)

Table B2.17 How strongly do you agree or disagree with the following? I have a choice in deciding how I do my work.

		Officers					Other Ranks					Total				
		2012	2013	2014	2015	2016	2012	2013	2014	2015	2016	2012	2013	2014	2015	2016
Tri-Service	Agree	73	70	51	50	55	54
	Neutral	15	16	25	26	23	24
	Disagree	12	13	25	24	22	22
	<i>Unweighted count</i>					3 397					9 163					12 560
Royal Navy	Agree	72	74	52	50	56	55
	Neutral	16	13	24	25	22	23
	Disagree	12	13	24	25	21	22
	<i>Unweighted count</i>					972					1 773					2 745
Royal Marines	Agree	79	76	50	48	53	51
	Neutral	15	15	30	30	29	28
	Disagree	7	8	20	22	19	21
	<i>Unweighted count</i>					302					2 643					2 945
Army	Agree	74	71	49	49	52	52
	Neutral	14	16	25	27	24	25
	Disagree	12	14	26	24	24	23
	<i>Unweighted count</i>					1 218					2 795					4 013
RAF	Agree	71	67	57	55	60	58
	Neutral	17	19	22	22	21	21
	Disagree	12	13	21	23	19	21
	<i>Unweighted count</i>					905					1 952					2 857

** denotes the estimate is significantly different to the 2016 estimate (99% confidence level).

(1) new question in 2015. (2) n/a option excluded from the analysis.

AFCAS 2016 Section 2 - Your Work

Source: Defence Statistics (Surveys)

Table B2.18 How strongly do you agree or disagree with the following? I know that if I do my job well I will be praised or rewarded.

		Officers					Other Ranks					Total				
		2012	2013	2014	2015	2016	2012	2013	2014	2015	2016	2012	2013	2014	2015	2016
Tri-Service	Agree	40 **	42 **	41 **	44	46	36	34	33 **	35	36	37	36 **	35 **	37	38
	Neutral	30	28	28	28	29	28	28	27 **	29	30	28	28	27 **	29	30
	Disagree	30 **	31 **	31 **	27	25	36	38 **	39 **	36	34	35 **	37 **	38 **	34	32
	<i>Unweighted count</i>					3 397					9 148					12 545
Royal Navy	Agree	42	42	45	43	47	32	32	31 **	34	35	34 **	34 **	34 **	36	38
	Neutral	28	28	26	28	28	28	28	26	30	29	28	28	26	30	29
	Disagree	30 **	30	30	29	25	40 **	40 **	43 **	36	36	38 **	38 **	40 **	34	34
	<i>Unweighted count</i>					970					1 768					2 738
Royal Marines	Agree	47	48	51	52	50	36	40 **	38	39	37	37	41	39	40	38
	Neutral	30	29	29	27	29	31 **	31 **	32 **	33 **	36	31 **	31 **	32 **	33 **	35
	Disagree	23	23	20	21	20	33 **	29	30 **	28	27	32 **	29	29 **	27	26
	<i>Unweighted count</i>					302					2 639					2 941
Army	Agree	40 **	42	40 **	45	47	38	35	33 **	35	38	38	36	34 **	37	39
	Neutral	29	26	26	27	28	27	26	26	29	29	27	26	26	29	29
	Disagree	31 **	32 **	33 **	27	25	35	39 **	40 **	36	33	35	38 **	39 **	35	32
	<i>Unweighted count</i>					1 218					2 786					4 004
RAF	Agree	40	42	38 **	43	44	35	33	34	34	33	36	35	35	36	35
	Neutral	32	29	32	30	31	28	30	30	29	31	29	30	30	29	31
	Disagree	28	29	30	27	25	36	37	36	37	36	35	35	35	35	34
	<i>Unweighted count</i>					907					1 955					2 862

** denotes the estimate is significantly different to the 2016 estimate (99% confidence level).

(1) n/a option added in 2011. (2) only asked of RAF prior to 2011. (3) n/a option excluded from the analysis.

AFCAS 2016 Section 2 - Your Work

Source: Defence Statistics (Surveys)

Table B2.1 How satisfied are you with [Service] life in general?

		Officers: Margin of error +/-%					Other Ranks: Margin of error +/-%					Total: Margin of error +/-%				
		2012	2013	2014	2015	2016	2012	2013	2014	2015	2016	2012	2013	2014	2015	2016
Tri-Service	Satisfied	2.2	2.3	2.2	2.3	2.2	2.1	2.3	1.8	2.1	1.7	1.8	1.9	1.5	1.8	1.4
	Neutral	1.7	1.9	1.8	1.9	1.8	1.8	1.9	1.6	1.8	1.5	1.5	1.6	1.4	1.5	1.2
	Dissatisfied	1.8	1.9	1.9	2.0	1.9	1.8	2.1	1.6	2.0	1.6	1.6	1.8	1.4	1.7	1.3
	<i>Unweighted count</i>															
Royal Navy	Satisfied	3.4	3.7	3.7	3.9	3.7	2.6	2.5	2.4	3.0	3.0	2.2	2.1	2.0	2.5	2.4
	Neutral	2.8	3.0	3.1	3.3	3.1	2.3	2.2	2.2	2.7	2.6	1.9	1.8	1.8	2.2	2.2
	Dissatisfied	2.6	2.9	3.1	3.4	3.2	2.5	2.4	2.4	3.1	3.0	2.0	2.0	2.0	2.5	2.4
	<i>Unweighted count</i>															
Royal Marines	Satisfied	4.6	4.8	3.8	4.7	4.9	2.3	2.2	1.8	2.1	1.9	2.1	2.0	1.6	2.0	1.8
	Neutral	3.7	4.0	3.0	3.5	3.6	2.0	1.9	1.6	1.8	1.6	1.8	1.7	1.4	1.6	1.5
	Dissatisfied	3.3	3.4	2.7	3.6	3.9	2.0	1.9	1.6	1.9	1.7	1.9	1.7	1.4	1.7	1.6
	<i>Unweighted count</i>															
Army	Satisfied	3.7	3.9	3.7	4.0	3.6	3.3	3.6	2.7	3.3	2.5	2.9	3.1	2.4	2.9	2.2
	Neutral	2.8	3.2	2.9	3.1	2.8	2.8	3.1	2.4	2.7	2.2	2.5	2.7	2.1	2.4	1.9
	Dissatisfied	3.2	3.4	3.1	3.5	3.1	2.9	3.4	2.4	3.2	2.4	2.6	3.0	2.1	2.7	2.1
	<i>Unweighted count</i>															
RAF	Satisfied	3.7	3.6	3.8	3.8	4.0	2.6	2.8	3.0	2.9	3.0	2.2	2.3	2.5	2.4	2.5
	Neutral	3.1	3.0	3.3	3.1	3.2	2.2	2.4	2.6	2.4	2.6	1.8	2.0	2.2	2.0	2.1
	Dissatisfied	3.1	2.9	3.0	3.1	3.5	2.2	2.5	2.7	2.7	2.8	1.9	2.0	2.2	2.2	2.3
	<i>Unweighted count</i>															

Key

	Margin of error less than 3%
	Margin of error 3% - 5%
	Margin of error 5% +

Margin of error is half the width of a 99% confidence interval. Darker colours indicate a greater degree of uncertainty in the estimate.

AFCAS 2016 Section 2 - Your Work

Source: Defence Statistics (Surveys)

Table B2.2 How would you rate the level of morale of... Myself?

		Officers: Margin of error +/-%					Other Ranks: Margin of error +/-%					Total: Margin of error +/-%				
		2012	2013	2014	2015	2016	2012	2013	2014	2015	2016	2012	2013	2014	2015	2016
Tri-Service	High	2.1	2.2	2.2	2.3	2.2	2.1	2.2	1.8	2.0	1.6	1.8	1.9	1.5	1.7	1.4
	Neutral	2.1	2.2	2.1	2.2	2.0	1.9	2.1	1.7	1.9	1.6	1.6	1.8	1.4	1.6	1.3
	Low	2.0	2.1	2.0	2.0	1.9	1.8	2.1	1.6	1.9	1.5	1.6	1.8	1.4	1.6	1.3
	<i>Unweighted count</i>															
Royal Navy	High	3.4	3.7	3.7	3.8	3.8	2.6	2.5	2.3	2.9	2.9	2.1	2.1	2.0	2.4	2.4
	Neutral	3.3	3.6	3.5	3.8	3.5	2.5	2.4	2.4	3.0	2.9	2.1	2.0	2.0	2.5	2.4
	Low	2.9	3.2	3.2	3.3	3.1	2.4	2.3	2.4	3.0	2.9	2.0	1.9	2.0	2.4	2.3
	<i>Unweighted count</i>															
Royal Marines	High	5.2	5.3	4.3	5.1	5.3	2.3	2.2	1.8	2.1	1.9	2.1	2.0	1.7	1.9	1.8
	Neutral	4.8	4.5	3.9	4.3	4.6	2.1	2.0	1.7	1.9	1.8	2.0	1.9	1.6	1.8	1.7
	Low	3.8	4.1	2.8	3.6	3.9	2.1	1.9	1.6	1.9	1.7	1.9	1.8	1.5	1.7	1.6
	<i>Unweighted count</i>															
Army	High	3.6	3.8	3.6	3.9	3.5	3.3	3.5	2.7	3.2	2.5	2.9	3.1	2.4	2.8	2.2
	Neutral	3.5	3.7	3.5	3.6	3.3	3.0	3.4	2.5	3.0	2.3	2.6	2.9	2.2	2.7	2.0
	Low	3.3	3.6	3.2	3.4	3.1	2.9	3.3	2.4	3.0	2.3	2.5	2.9	2.1	2.6	2.0
	<i>Unweighted count</i>															
RAF	High	3.5	3.5	3.8	3.8	4.0	2.5	2.8	2.9	2.8	2.8	2.1	2.3	2.4	2.3	2.4
	Neutral	3.5	3.5	3.8	3.5	3.7	2.4	2.6	2.7	2.6	2.8	2.0	2.2	2.3	2.2	2.4
	Low	3.4	3.2	3.4	3.1	3.5	2.4	2.6	2.7	2.7	2.8	2.0	2.1	2.3	2.2	2.3
	<i>Unweighted count</i>															

Key

- Margin of error less than 3%
- Margin of error 3% - 5%
- Margin of error 5% +

Margin of error is half the width of a 99% confidence interval. Darker colours indicate a greater degree of uncertainty in the estimate.

Table B2.3 How would you rate the level of morale of... My Unit?

		Officers: Margin of error +/-%					Other Ranks: Margin of error +/-%					Total: Margin of error +/-%				
		2012	2013	2014	2015	2016	2012	2013	2014	2015	2016	2012	2013	2014	2015	2016
Tri-Service	High	1.8	1.8	1.9	2.1	2.0	1.9	1.8	1.5	1.6	1.4	1.6	1.5	1.3	1.4	1.2
	Neutral	2.2	2.3	2.2	2.3	2.2	1.9	2.2	1.7	1.9	1.5	1.6	1.8	1.4	1.6	1.3
	Low	2.1	2.3	2.1	2.2	2.0	2.0	2.3	1.8	2.1	1.7	1.7	1.9	1.5	1.8	1.4
	<i>Unweighted count</i>															
Royal Navy	High	3.1	3.4	3.4	3.6	3.6	2.2	2.1	2.0	2.4	2.4	1.9	1.8	1.7	2.1	2.1
	Neutral	3.4	3.8	3.7	3.9	3.7	2.5	2.4	2.3	3.0	2.9	2.1	2.1	2.0	2.5	2.4
	Low	3.1	3.5	3.4	3.5	3.3	2.6	2.5	2.5	3.1	3.1	2.2	2.1	2.1	2.5	2.5
	<i>Unweighted count</i>															
Royal Marines	High	5.2	5.4	4.5	5.3	5.6	1.9	1.9	1.6	1.8	1.7	1.8	1.8	1.5	1.7	1.6
	Neutral	5.2	5.4	4.3	5.1	5.1	2.2	2.1	1.7	2.0	1.9	2.1	2.0	1.6	1.9	1.7
	Low	4.0	4.4	2.9	3.7	3.6	2.3	2.1	1.7	2.0	1.8	2.1	1.9	1.6	1.9	1.7
	<i>Unweighted count</i>															
Army	High	3.1	3.0	3.2	3.5	3.2	3.0	2.9	2.3	2.6	2.1	2.6	2.5	2.0	2.3	1.8
	Neutral	3.7	3.9	3.6	3.8	3.5	3.0	3.4	2.5	3.0	2.3	2.7	3.0	2.2	2.6	2.0
	Low	3.6	3.9	3.6	3.7	3.3	3.2	3.6	2.7	3.3	2.5	2.8	3.2	2.4	2.8	2.2
	<i>Unweighted count</i>															
RAF	High	2.6	2.7	3.1	3.3	3.6	2.0	2.0	2.0	2.0	2.2	1.7	1.7	1.7	1.7	1.9
	Neutral	3.7	3.6	3.8	3.7	4.0	2.4	2.6	2.8	2.7	2.7	2.1	2.2	2.3	2.3	2.3
	Low	3.6	3.6	3.7	3.5	3.7	2.6	2.8	3.0	2.9	3.0	2.2	2.3	2.4	2.4	2.4
	<i>Unweighted count</i>															

Key

- Margin of error less than 3%
- Margin of error 3% - 5%
- Margin of error 5% +

Margin of error is half the width of a 99% confidence interval. Darker colours indicate a greater degree of uncertainty in the estimate.

Table B2.4 How would you rate the level of morale of... The [Service] as a whole?

		Officers: Margin of error +/-%					Other Ranks: Margin of error +/-%					Total: Margin of error +/-%				
		2012	2013	2014	2015	2016	2012	2013	2014	2015	2016	2012	2013	2014	2015	2016
Tri-Service	High	1.0	1.0	1.1	1.3	1.2	1.7	1.7	1.4	1.6	1.2	1.4	1.4	1.2	1.3	1.0
	Neutral	2.1	2.1	2.1	2.2	2.2	2.0	2.2	1.7	2.0	1.6	1.7	1.9	1.5	1.7	1.4
	Low	2.1	2.2	2.2	2.3	2.2	2.0	2.3	1.8	2.0	1.7	1.7	1.9	1.5	1.7	1.4
	<i>Unweighted count</i>															
Royal Navy	High	1.5	1.8	1.7	1.7	1.6	1.5	1.4	1.2	1.3	1.4	1.2	1.2	1.0	1.1	1.2
	Neutral	3.4	3.7	3.7	3.7	3.6	2.5	2.5	2.3	2.8	2.7	2.1	2.1	2.0	2.3	2.3
	Low	3.5	3.8	3.7	3.8	3.7	2.6	2.5	2.4	2.9	2.9	2.2	2.1	2.1	2.4	2.4
	<i>Unweighted count</i>															
Royal Marines	High	5.0	5.3	4.4	5.1	5.3	1.8	2.0	1.6	1.9	1.7	1.7	1.9	1.5	1.8	1.6
	Neutral	5.2	5.4	4.3	4.8	5.1	2.2	2.1	1.8	2.1	1.9	2.1	2.0	1.7	1.9	1.8
	Low	4.3	4.0	2.5	3.1	3.1	2.3	2.1	1.7	1.9	1.8	2.1	1.9	1.5	1.7	1.6
	<i>Unweighted count</i>															
Army	High	1.9	1.6	1.7	2.1	2.0	2.8	2.8	2.2	2.6	1.9	2.4	2.4	1.9	2.2	1.6
	Neutral	3.4	3.5	3.4	3.8	3.5	3.2	3.5	2.7	3.2	2.4	2.8	3.0	2.3	2.8	2.1
	Low	3.6	3.6	3.5	3.9	3.6	3.1	3.6	2.7	3.2	2.5	2.8	3.1	2.3	2.8	2.2
	<i>Unweighted count</i>															
RAF	High	1.4	1.4	2.0	2.2	2.5	1.6	1.7	1.9	1.9	1.7	1.3	1.4	1.5	1.5	1.5
	Neutral	3.4	3.5	3.8	3.7	4.0	2.4	2.7	2.8	2.8	2.9	2.0	2.2	2.4	2.3	2.4
	Low	3.5	3.5	3.8	3.7	4.0	2.5	2.8	3.0	2.9	3.0	2.1	2.3	2.5	2.4	2.5
	<i>Unweighted count</i>															

Key

- Margin of error less than 3%
- Margin of error 3% - 5%
- Margin of error 5% +

Margin of error is half the width of a 99% confidence interval. Darker colours indicate a greater degree of uncertainty in the estimate.

Table B2.5 How satisfied are you with the following aspects of your current job? My job in general.

		Officers: Margin of error +/-%					Other Ranks: Margin of error +/-%					Total: Margin of error +/-%				
		2012	2013	2014	2015	2016	2012	2013	2014	2015	2016	2012	2013	2014	2015	2016
Tri-Service	Satisfied	2.1	2.2	2.1	2.2	2.1	2.1	2.3	1.8	2.1	1.7	1.8	1.9	1.5	1.8	1.4
	Neutral	1.6	1.7	1.7	1.6	1.6	1.7	1.9	1.5	1.7	1.4	1.4	1.6	1.3	1.4	1.2
	Dissatisfied	1.7	1.7	1.7	1.8	1.6	1.7	2.0	1.6	1.9	1.5	1.5	1.7	1.3	1.6	1.2
	<i>Unweighted count</i>															
Royal Navy	Satisfied	3.2	3.5	3.6	3.6	3.5	2.6	2.5	2.5	3.1	3.1	2.2	2.1	2.1	2.6	2.5
	Neutral	2.6	2.8	2.9	2.8	2.7	2.1	2.0	2.0	2.6	2.5	1.8	1.7	1.7	2.1	2.0
	Dissatisfied	2.5	2.9	2.9	2.9	2.7	2.3	2.2	2.3	2.8	2.7	1.9	1.8	1.9	2.2	2.2
	<i>Unweighted count</i>															
Royal Marines	Satisfied	4.7	4.8	3.8	4.7	4.8	2.3	2.2	1.8	2.1	1.9	2.1	2.0	1.6	1.9	1.8
	Neutral	3.6	3.6	3.0	3.5	3.2	1.9	1.8	1.5	1.7	1.6	1.8	1.7	1.4	1.6	1.5
	Dissatisfied	3.6	3.8	2.9	3.6	4.1	2.1	1.9	1.6	1.9	1.7	1.9	1.8	1.5	1.8	1.6
	<i>Unweighted count</i>															
Army	Satisfied	3.5	3.7	3.5	3.7	3.3	3.3	3.6	2.7	3.3	2.5	2.9	3.2	2.4	2.8	2.2
	Neutral	2.7	3.0	2.8	2.6	2.7	2.7	3.0	2.3	2.7	2.1	2.3	2.6	2.0	2.3	1.9
	Dissatisfied	2.8	3.0	2.8	3.1	2.6	2.7	3.2	2.4	3.0	2.2	2.4	2.8	2.1	2.6	1.9
	<i>Unweighted count</i>															
RAF	Satisfied	3.5	3.4	3.8	3.4	3.8	2.5	2.8	2.9	2.9	3.0	2.1	2.3	2.4	2.4	2.5
	Neutral	2.7	2.6	3.0	2.7	2.9	1.9	2.2	2.2	2.3	2.4	1.6	1.8	1.8	1.9	2.0
	Dissatisfied	2.7	2.8	3.1	2.7	3.0	2.1	2.4	2.6	2.5	2.6	1.8	2.0	2.2	2.1	2.1
	<i>Unweighted count</i>															

Key

- Margin of error less than 3%
- Margin of error 3% - 5%
- Margin of error 5% +

Margin of error is half the width of a 99% confidence interval. Darker colours indicate a greater degree of uncertainty in the estimate.

Table B2.6 How satisfied are you with the following aspects of your current job? The sense of achievement I get from my work.

		Officers: Margin of error +/-%					Other Ranks: Margin of error +/-%					Total: Margin of error +/-%				
		2012	2013	2014	2015	2016	2012	2013	2014	2015	2016	2012	2013	2014	2015	2016
Tri-Service	Satisfied	2.1	2.2	2.2	2.3	2.1	2.1	2.3	1.8	2.0	1.6	1.8	1.9	1.5	1.7	1.4
	Neutral	1.8	1.8	1.7	1.8	1.7	1.8	2.0	1.5	1.8	1.5	1.5	1.7	1.3	1.5	1.3
	Dissatisfied	1.7	1.8	1.8	1.9	1.8	1.8	2.0	1.6	2.0	1.6	1.5	1.7	1.4	1.7	1.3
	<i>Unweighted count</i>															
Royal Navy	Satisfied	3.4	3.6	3.7	3.9	3.6	2.6	2.5	2.4	3.1	3.0	2.2	2.1	2.1	2.6	2.4
	Neutral	2.7	2.8	2.9	3.0	2.6	2.3	2.2	2.1	2.7	2.6	1.9	1.8	1.8	2.2	2.1
	Dissatisfied	2.7	3.0	3.1	3.3	3.1	2.4	2.2	2.3	2.9	2.9	1.9	1.8	1.9	2.4	2.3
	<i>Unweighted count</i>															
Royal Marines	Satisfied	5.0	5.3	4.1	5.2	5.3	2.3	2.1	1.8	2.0	1.8	2.1	2.0	1.6	1.9	1.7
	Neutral	4.0	4.5	3.4	4.1	4.1	2.0	1.9	1.6	1.8	1.7	1.8	1.8	1.4	1.7	1.6
	Dissatisfied	4.0	4.1	3.0	4.1	4.4	2.1	2.0	1.6	2.0	1.8	1.9	1.8	1.5	1.8	1.7
	<i>Unweighted count</i>															
Army	Satisfied	3.6	3.8	3.6	3.9	3.5	3.3	3.6	2.7	3.2	2.5	2.9	3.2	2.4	2.8	2.2
	Neutral	3.0	3.1	2.9	3.0	2.7	2.9	3.1	2.3	2.8	2.3	2.5	2.7	2.1	2.4	2.0
	Dissatisfied	2.8	3.1	2.9	3.3	2.9	2.8	3.2	2.4	3.1	2.3	2.5	2.8	2.1	2.7	2.0
	<i>Unweighted count</i>															
RAF	Satisfied	3.6	3.5	3.8	3.6	4.0	2.6	2.8	2.9	2.8	3.0	2.2	2.3	2.4	2.4	2.5
	Neutral	2.9	2.8	3.0	2.7	3.1	2.0	2.4	2.5	2.3	2.6	1.7	2.0	2.0	1.9	2.1
	Dissatisfied	2.8	2.8	3.2	3.0	3.3	2.3	2.5	2.7	2.7	2.8	1.9	2.0	2.2	2.2	2.3
	<i>Unweighted count</i>															

Key

- Margin of error less than 3%
- Margin of error 3% - 5%
- Margin of error 5% +

Margin of error is half the width of a 99% confidence interval. Darker colours indicate a greater degree of uncertainty in the estimate.

AFCAS 2016 Section 2 - Your Work

Source: Defence Statistics (Surveys)

Table B2.7 How satisfied are you with the following aspects of your current job? The challenge in my job.

		Officers: Margin of error +/-%					Other Ranks: Margin of error +/-%					Total: Margin of error +/-%				
		2012	2013	2014	2015	2016	2012	2013	2014	2015	2016	2012	2013	2014	2015	2016
Tri-Service	Satisfied	2.1	2.1	2.1	2.2	2.0	2.1	2.3	1.8	2.1	1.7	1.8	1.9	1.5	1.8	1.4
	Neutral	1.7	1.7	1.7	1.7	1.6	1.7	1.9	1.6	1.9	1.5	1.5	1.6	1.3	1.6	1.3
	Dissatisfied	1.5	1.6	1.6	1.7	1.5	1.7	1.9	1.5	1.8	1.4	1.4	1.6	1.3	1.5	1.2
	<i>Unweighted count</i>															
Royal Navy	Satisfied	3.2	3.5	3.6	3.6	3.4	2.6	2.5	2.5	3.1	3.0	2.2	2.1	2.1	2.5	2.5
	Neutral	2.7	2.9	3.0	2.9	2.7	2.3	2.3	2.2	2.7	2.7	1.9	1.9	1.8	2.2	2.1
	Dissatisfied	2.4	2.6	2.7	2.7	2.6	2.3	2.2	2.2	2.8	2.8	1.9	1.8	1.8	2.2	2.2
	<i>Unweighted count</i>															
Royal Marines	Satisfied	4.7	4.9	4.0	5.0	5.2	2.3	2.2	1.8	2.1	1.9	2.1	2.0	1.7	1.9	1.8
	Neutral	3.7	3.8	3.1	4.3	4.2	2.1	1.9	1.6	1.9	1.7	1.9	1.8	1.4	1.7	1.6
	Dissatisfied	3.5	3.7	3.1	3.5	3.9	2.0	1.9	1.5	1.9	1.7	1.8	1.8	1.4	1.7	1.6
	<i>Unweighted count</i>															
Army	Satisfied	3.5	3.7	3.4	3.7	3.3	3.3	3.6	2.7	3.3	2.5	2.9	3.1	2.4	2.8	2.2
	Neutral	3.0	3.0	2.8	2.9	2.7	2.7	3.1	2.4	2.9	2.3	2.4	2.7	2.1	2.5	2.0
	Dissatisfied	2.5	2.8	2.6	2.9	2.4	2.6	3.0	2.2	2.8	2.1	2.3	2.6	1.9	2.4	1.8
	<i>Unweighted count</i>															
RAF	Satisfied	3.4	3.4	3.7	3.4	3.7	2.6	2.8	3.0	2.8	3.0	2.1	2.3	2.4	2.3	2.5
	Neutral	2.9	2.7	3.1	2.7	2.9	2.1	2.5	2.5	2.4	2.5	1.7	2.0	2.1	2.0	2.1
	Dissatisfied	2.5	2.6	2.7	2.5	2.9	2.2	2.4	2.6	2.6	2.7	1.8	1.9	2.1	2.1	2.2
	<i>Unweighted count</i>															

Key

	Margin of error less than 3%
	Margin of error 3% - 5%
	Margin of error 5% +

Margin of error is half the width of a 99% confidence interval. Darker colours indicate a greater degree of uncertainty in the estimate.

Table B2.8 How satisfied are you with the following aspects of your current job? The amount of variety in my work.

		Officers: Margin of error +/-%					Other Ranks: Margin of error +/-%					Total: Margin of error +/-%				
		2012	2013	2014	2015	2016	2012	2013	2014	2015	2016	2012	2013	2014	2015	2016
Tri-Service	Satisfied	2.1	2.2	2.1	2.2	2.1	2.1	2.3	1.8	2.0	1.7	1.8	1.9	1.5	1.7	1.4
	Neutral	1.8	1.8	1.8	1.8	1.7	1.9	2.0	1.6	1.9	1.5	1.6	1.7	1.3	1.6	1.3
	Dissatisfied	1.6	1.6	1.6	1.7	1.6	1.9	2.1	1.6	1.9	1.5	1.6	1.8	1.4	1.6	1.3
	<i>Unweighted count</i>															
Royal Navy	Satisfied	3.3	3.6	3.6	3.6	3.5	2.6	2.5	2.5	3.1	3.0	2.2	2.1	2.1	2.5	2.5
	Neutral	2.8	3.1	3.0	3.0	2.8	2.3	2.2	2.2	2.8	2.7	1.9	1.9	1.8	2.3	2.2
	Dissatisfied	2.4	2.5	2.7	2.7	2.7	2.4	2.3	2.3	2.8	2.8	1.9	1.9	1.9	2.3	2.2
	<i>Unweighted count</i>															
Royal Marines	Satisfied	4.8	5.0	4.1	4.9	4.9	2.3	2.2	1.8	2.1	1.9	2.1	2.0	1.7	1.9	1.8
	Neutral	4.0	3.8	3.5	3.8	3.7	2.0	2.0	1.6	1.9	1.7	1.9	1.8	1.5	1.7	1.6
	Dissatisfied	3.4	3.9	2.8	3.8	3.9	2.1	2.0	1.6	1.9	1.7	1.9	1.8	1.5	1.8	1.6
	<i>Unweighted count</i>															
Army	Satisfied	3.5	3.7	3.5	3.7	3.3	3.3	3.6	2.7	3.2	2.5	2.9	3.1	2.4	2.8	2.2
	Neutral	3.0	3.1	2.9	3.0	2.8	3.0	3.2	2.4	2.9	2.2	2.6	2.7	2.1	2.5	1.9
	Dissatisfied	2.6	2.7	2.6	2.9	2.5	3.0	3.3	2.5	3.1	2.3	2.6	2.9	2.1	2.7	2.0
	<i>Unweighted count</i>															
RAF	Satisfied	3.5	3.3	3.7	3.4	3.8	2.6	2.8	3.0	2.9	3.0	2.2	2.3	2.5	2.4	2.5
	Neutral	2.8	2.8	3.1	2.8	3.2	2.2	2.5	2.5	2.4	2.7	1.8	2.0	2.0	2.0	2.2
	Dissatisfied	2.7	2.5	2.7	2.4	2.8	2.2	2.5	2.7	2.6	2.6	1.9	2.0	2.2	2.1	2.2
	<i>Unweighted count</i>															

Key

- Margin of error less than 3%
- Margin of error 3% - 5%
- Margin of error 5% +

Margin of error is half the width of a 99% confidence interval. Darker colours indicate a greater degree of uncertainty in the estimate.

Table B2.9 How satisfied are you with the following aspects of your current job? My current work location.

		Officers: Margin of error +/-%					Other Ranks: Margin of error +/-%					Total: Margin of error +/-%				
		2012	2013	2014	2015	2016	2012	2013	2014	2015	2016	2012	2013	2014	2015	2016
Tri-Service	Satisfied	2.1	2.2	2.1	2.1	2.0	2.1	2.3	1.8	2.0	1.6	1.7	1.9	1.5	1.7	1.4
	Neutral	1.7	1.7	1.7	1.7	1.6	1.6	1.8	1.4	1.5	1.3	1.4	1.6	1.2	1.3	1.1
	Dissatisfied	1.6	1.6	1.6	1.7	1.6	1.7	2.0	1.5	1.8	1.4	1.5	1.7	1.3	1.5	1.2
	<i>Unweighted count</i>															
Royal Navy	Satisfied	3.2	3.5	3.6	3.6	3.4	2.6	2.5	2.5	3.1	3.0	2.2	2.1	2.1	2.5	2.4
	Neutral	2.5	2.8	2.9	2.8	2.6	2.2	2.0	2.1	2.5	2.4	1.8	1.7	1.8	2.0	1.9
	Dissatisfied	2.5	2.7	2.8	2.9	2.7	2.1	2.0	2.0	2.6	2.4	1.7	1.7	1.7	2.1	2.0
	<i>Unweighted count</i>															
Royal Marines	Satisfied	4.9	5.2	3.9	4.7	5.3	2.3	2.2	1.8	2.1	1.9	2.1	2.0	1.6	1.9	1.8
	Neutral	4.0	4.3	3.0	3.3	4.3	1.9	1.8	1.5	1.6	1.6	1.7	1.6	1.4	1.5	1.5
	Dissatisfied	3.7	3.8	2.9	3.8	4.1	1.9	1.9	1.4	1.7	1.4	1.8	1.7	1.3	1.6	1.4
	<i>Unweighted count</i>															
Army	Satisfied	3.5	3.7	3.5	3.6	3.3	3.3	3.6	2.7	3.2	2.5	2.9	3.1	2.4	2.8	2.2
	Neutral	2.9	3.0	2.8	2.8	2.5	2.6	2.9	2.1	2.4	1.9	2.3	2.5	1.8	2.1	1.7
	Dissatisfied	2.7	2.8	2.7	2.9	2.7	2.8	3.2	2.3	2.9	2.1	2.4	2.7	2.0	2.5	1.9
	<i>Unweighted count</i>															
RAF	Satisfied	3.4	3.4	3.6	3.4	3.6	2.5	2.7	2.9	2.7	2.9	2.1	2.3	2.4	2.3	2.4
	Neutral	2.8	2.8	3.1	2.7	2.8	1.8	2.1	2.2	2.1	2.2	1.6	1.8	1.8	1.7	1.8
	Dissatisfied	2.5	2.5	2.6	2.6	2.9	2.0	2.3	2.4	2.2	2.3	1.7	1.9	2.0	1.8	1.9
	<i>Unweighted count</i>															

Key

- Margin of error less than 3%
- Margin of error 3% - 5%
- Margin of error 5% +

Margin of error is half the width of a 99% confidence interval. Darker colours indicate a greater degree of uncertainty in the estimate.

AFCAS 2016 Section 2 - Your Work

Source: Defence Statistics (Surveys)

Table B2.10 How strongly do you agree or disagree with the following? My superiors do not interfere excessively in my work activities.

		Officers: Margin of error +/-%					Other Ranks: Margin of error +/-%					Total: Margin of error +/-%				
		2012	2013	2014	2015	2016	2012	2013	2014	2015	2016	2012	2013	2014	2015	2016
Tri-Service	Agree	2.2	2.0	2.1	1.7	1.7	1.4
	Neutral	1.4	1.4	1.8	1.4	1.5	1.2
	Disagree	1.9	1.7	1.9	1.5	1.6	1.3
	<i>Unweighted count</i>															
Royal Navy	Agree	3.6	3.4	3.1	3.1	2.5	2.5
	Neutral	2.5	2.2	2.5	2.5	2.0	2.0
	Disagree	3.0	3.0	2.8	2.7	2.3	2.2
	<i>Unweighted count</i>															
Royal Marines	Agree	4.4	4.8	2.0	1.9	1.9	1.8
	Neutral	2.9	3.5	1.9	1.7	1.7	1.6
	Disagree	3.6	3.9	1.8	1.6	1.7	1.5
	<i>Unweighted count</i>															
Army	Agree	3.7	3.3	3.2	2.5	2.8	2.2
	Neutral	2.3	2.3	2.9	2.2	2.5	1.9
	Disagree	3.3	2.8	3.0	2.3	2.6	2.0
	<i>Unweighted count</i>															
RAF	Agree	3.4	3.3	3.6	3.5	3.7	2.5	2.8	2.9	2.9	3.0	2.1	2.3	2.4	2.4	2.5
	Neutral	2.5	2.3	2.3	2.4	2.6	1.9	2.1	2.1	2.2	2.3	1.6	1.7	1.7	1.8	1.9
	Disagree	2.9	2.8	3.2	3.1	3.2	2.2	2.4	2.6	2.5	2.6	1.8	2.0	2.1	2.1	2.1
	<i>Unweighted count</i>															

Key

	Margin of error less than 3%
	Margin of error 3% - 5%
	Margin of error 5% +

Margin of error is half the width of a 99% confidence interval. Darker colours indicate a greater degree of uncertainty in the estimate.

AFCAS 2016 Section 2 - Your Work

Source: Defence Statistics (Surveys)

Table B2.11 How strongly do you agree or disagree with the following? I am given sufficient authority to make decisions.

		Officers: Margin of error +/-%					Other Ranks: Margin of error +/-%					Total: Margin of error +/-%				
		2012	2013	2014	2015	2016	2012	2013	2014	2015	2016	2012	2013	2014	2015	2016
Tri-Service	Agree	2.1	2.0	2.0	1.6	1.7	1.4
	Neutral	1.5	1.4	1.7	1.3	1.5	1.1
	Disagree	1.8	1.7	1.9	1.5	1.6	1.3
	<i>Unweighted count</i>															
Royal Navy	Agree	3.6	3.4	3.1	3.0	2.5	2.4
	Neutral	2.6	2.2	2.4	2.3	2.0	1.9
	Disagree	2.9	3.0	2.7	2.6	2.2	2.1
	<i>Unweighted count</i>															
Royal Marines	Agree	4.3	4.7	2.0	1.8	1.8	1.7
	Neutral	3.1	3.1	1.8	1.6	1.6	1.5
	Disagree	3.3	3.9	1.8	1.6	1.6	1.5
	<i>Unweighted count</i>															
Army	Agree	3.6	3.2	3.2	2.5	2.8	2.2
	Neutral	2.5	2.3	2.8	2.0	2.4	1.8
	Disagree	3.1	2.7	2.9	2.3	2.5	2.0
	<i>Unweighted count</i>															
RAF	Agree	3.3	3.3	3.6	3.5	3.8	2.5	2.7	2.9	2.8	2.9	2.1	2.3	2.4	2.4	2.5
	Neutral	2.4	2.4	2.6	2.4	2.5	1.8	2.1	2.2	2.2	2.3	1.5	1.7	1.8	1.8	1.9
	Disagree	2.8	2.7	3.0	3.1	3.3	2.2	2.4	2.6	2.5	2.6	1.8	2.0	2.1	2.1	2.2
	<i>Unweighted count</i>															

Key

- Margin of error less than 3%
- Margin of error 3% - 5%
- Margin of error 5% +

Margin of error is half the width of a 99% confidence interval. Darker colours indicate a greater degree of uncertainty in the estimate.

AFCAS 2016 Section 2 - Your Work

Source: Defence Statistics (Surveys)

Table B2.12 How strongly do you agree or disagree with the following? If I make a genuine mistake at work, I do not feel that it will be held against me.

		Officers: Margin of error +/-%					Other Ranks: Margin of error +/-%					Total: Margin of error +/-%				
		2012	2013	2014	2015	2016	2012	2013	2014	2015	2016	2012	2013	2014	2015	2016
Tri-Service	Agree	2.3	2.2	2.0	1.6	1.7	1.4
	Neutral	1.8	1.6	1.7	1.4	1.4	1.2
	Disagree	2.0	1.9	2.0	1.6	1.7	1.4
	<i>Unweighted count</i>															
Royal Navy	Agree	3.7	3.5	3.1	3.1	2.6	2.5
	Neutral	2.7	2.6	2.5	2.4	2.0	2.0
	Disagree	3.2	2.8	2.9	2.8	2.4	2.2
	<i>Unweighted count</i>															
Royal Marines	Agree	5.1	5.4	2.1	1.9	1.9	1.8
	Neutral	3.9	4.4	1.8	1.7	1.7	1.6
	Disagree	4.1	4.2	1.9	1.7	1.7	1.6
	<i>Unweighted count</i>															
Army	Agree	3.9	3.6	3.2	2.5	2.8	2.2
	Neutral	3.0	2.7	2.6	2.1	2.3	1.9
	Disagree	3.4	3.2	3.2	2.4	2.8	2.1
	<i>Unweighted count</i>															
RAF	Agree	3.6	3.5	3.8	3.7	3.9	2.6	2.8	2.9	2.9	3.0	2.2	2.3	2.4	2.4	2.5
	Neutral	2.8	2.8	3.1	2.9	3.0	2.0	2.2	2.2	2.1	2.2	1.7	1.8	1.8	1.8	1.8
	Disagree	3.0	2.7	3.1	3.0	3.3	2.2	2.4	2.6	2.6	2.6	1.9	2.0	2.2	2.1	2.2
	<i>Unweighted count</i>															

Key

	Margin of error less than 3%
	Margin of error 3% - 5%
	Margin of error 5% +

Margin of error is half the width of a 99% confidence interval. Darker colours indicate a greater degree of uncertainty in the estimate.

AFCAS 2016 Section 2 - Your Work

Source: Defence Statistics (Surveys)

Table B2.13 How strongly do you agree or disagree with the following? Where I work people do not automatically look for someone to blame when things go wrong.

		Officers: Margin of error +/-%					Other Ranks: Margin of error +/-%					Total: Margin of error +/-%				
		2012	2013	2014	2015	2016	2012	2013	2014	2015	2016	2012	2013	2014	2015	2016
Tri-Service	Agree	2.3	2.2	1.9	1.6	1.6	1.4
	Neutral	1.9	1.8	1.8	1.4	1.5	1.2
	Disagree	2.1	2.0	2.1	1.7	1.8	1.4
	<i>Unweighted count</i>															
Royal Navy	Agree	3.9	3.7	3.0	3.0	2.4	2.4
	Neutral	3.2	3.0	2.6	2.5	2.2	2.1
	Disagree	3.4	3.0	3.1	3.0	2.5	2.4
	<i>Unweighted count</i>															
Royal Marines	Agree	5.4	5.6	2.0	1.8	1.9	1.7
	Neutral	4.4	4.4	1.9	1.7	1.8	1.6
	Disagree	4.4	4.8	2.0	1.8	1.8	1.7
	<i>Unweighted count</i>															
Army	Agree	3.9	3.6	2.9	2.3	2.6	2.1
	Neutral	3.3	2.8	2.8	2.2	2.4	1.9
	Disagree	3.7	3.4	3.3	2.5	2.9	2.2
	<i>Unweighted count</i>															
RAF	Agree	3.7	3.6	3.9	3.7	4.0	2.5	2.7	2.8	2.8	2.9	2.1	2.3	2.4	2.3	2.4
	Neutral	3.2	3.0	3.2	3.0	3.4	2.2	2.4	2.5	2.4	2.5	1.8	2.0	2.1	2.0	2.1
	Disagree	3.2	3.0	3.3	3.3	3.5	2.5	2.7	2.9	2.8	2.9	2.1	2.2	2.4	2.3	2.4
	<i>Unweighted count</i>															

Key

- Margin of error less than 3%
- Margin of error 3% - 5%
- Margin of error 5% +

Margin of error is half the width of a 99% confidence interval. Darker colours indicate a greater degree of uncertainty in the estimate.

AFCAS 2016 Section 2 - Your Work

Source: Defence Statistics (Surveys)

Table B2.14 How strongly do you agree or disagree with the following? I am encouraged to find better ways of doing things at work.

		Officers: Margin of error +/-%					Other Ranks: Margin of error +/-%					Total: Margin of error +/-%				
		2012	2013	2014	2015	2016	2012	2013	2014	2015	2016	2012	2013	2014	2015	2016
Tri-Service	Agree	2.2	2.1	2.1	1.7	1.8	1.4
	Neutral	1.9	1.7	1.9	1.5	1.6	1.3
	Disagree	1.5	1.5	1.7	1.3	1.4	1.1
	<i>Unweighted count</i>															
Royal Navy	Agree	3.7	3.5	3.1	3.1	2.6	2.5
	Neutral	3.2	2.8	2.9	2.8	2.3	2.2
	Disagree	2.7	2.5	2.5	2.5	2.0	2.0
	<i>Unweighted count</i>															
Royal Marines	Agree	4.4	4.8	2.1	1.9	1.9	1.8
	Neutral	3.9	3.9	2.0	1.8	1.8	1.6
	Disagree	2.5	3.4	1.5	1.4	1.4	1.3
	<i>Unweighted count</i>															
Army	Agree	3.7	3.3	3.3	2.5	2.8	2.2
	Neutral	3.2	2.7	3.0	2.3	2.6	2.0
	Disagree	2.6	2.5	2.6	1.9	2.3	1.7
	<i>Unweighted count</i>															
RAF	Agree	3.4	3.3	3.6	3.4	3.7	2.5	2.7	2.9	2.8	2.9	2.1	2.2	2.4	2.3	2.4
	Neutral	3.0	2.8	3.1	2.9	3.2	2.2	2.4	2.5	2.3	2.5	1.8	2.0	2.1	1.9	2.1
	Disagree	2.2	2.1	2.4	2.3	2.6	1.7	1.9	2.1	2.1	2.1	1.4	1.5	1.7	1.7	1.7
	<i>Unweighted count</i>															

Key

	Margin of error less than 3%
	Margin of error 3% - 5%
	Margin of error 5% +

Margin of error is half the width of a 99% confidence interval. Darker colours indicate a greater degree of uncertainty in the estimate.

Table B2.15 How strongly do you agree or disagree with the following? I am always given a clear deadline as to when work needs to be completed.

		Officers: Margin of error +/-%					Other Ranks: Margin of error +/-%					Total: Margin of error +/-%				
		2012	2013	2014	2015	2016	2012	2013	2014	2015	2016	2012	2013	2014	2015	2016
Tri-Service	Agree	2.3	2.2	2.0	1.7	1.7	1.4
	Neutral	1.9	1.9	1.7	1.4	1.4	1.2
	Disagree	1.7	1.7	1.6	1.3	1.4	1.1
	<i>Unweighted count</i>															
Royal Navy	Agree	3.8	3.6	3.0	3.0	2.5	2.5
	Neutral	3.2	3.0	2.7	2.6	2.2	2.1
	Disagree	3.0	2.7	2.1	2.3	1.8	1.9
	<i>Unweighted count</i>															
Royal Marines	Agree	4.9	5.2	2.1	1.9	1.9	1.8
	Neutral	4.4	4.3	1.8	1.7	1.7	1.6
	Disagree	3.1	3.8	1.5	1.3	1.4	1.2
	<i>Unweighted count</i>															
Army	Agree	3.8	3.5	3.2	2.5	2.8	2.2
	Neutral	3.2	3.0	2.6	2.2	2.3	1.9
	Disagree	3.0	2.7	2.6	1.9	2.3	1.7
	<i>Unweighted count</i>															
RAF	Agree	3.7	3.6	3.9	3.7	4.0	2.5	2.7	2.9	2.8	2.9	2.1	2.3	2.4	2.3	2.4
	Neutral	3.3	3.2	3.4	3.2	3.6	2.2	2.3	2.5	2.4	2.5	1.8	2.0	2.1	2.0	2.1
	Disagree	2.8	2.7	3.1	2.7	2.9	1.9	1.9	2.1	2.1	2.2	1.6	1.6	1.8	1.7	1.8
	<i>Unweighted count</i>															

Key

- Margin of error less than 3%
- Margin of error 3% - 5%
- Margin of error 5% +

Margin of error is half the width of a 99% confidence interval. Darker colours indicate a greater degree of uncertainty in the estimate.

AFCAS 2016 Section 2 - Your Work

Source: Defence Statistics (Surveys)

Table B2.16 How strongly do you agree or disagree with the following? When I am set a task at work, I am told very clearly what output is required.

		Officers: Margin of error +/-%					Other Ranks: Margin of error +/-%					Total: Margin of error +/-%				
		2012	2013	2014	2015	2016	2012	2013	2014	2015	2016	2012	2013	2014	2015	2016
Tri-Service	Agree	2.3	2.2	2.1	1.7	1.7	1.4
	Neutral	2.1	2.0	1.8	1.5	1.5	1.3
	Disagree	2.0	1.9	1.6	1.2	1.3	1.1
	<i>Unweighted count</i>															
Royal Navy	Agree	3.9	3.8	3.1	3.0	2.6	2.5
	Neutral	3.6	3.4	2.8	2.7	2.3	2.2
	Disagree	3.3	3.1	2.3	2.2	1.9	1.9
	<i>Unweighted count</i>															
Royal Marines	Agree	5.3	5.6	2.1	1.9	2.0	1.8
	Neutral	4.9	4.9	1.9	1.7	1.8	1.6
	Disagree	3.6	4.4	1.5	1.3	1.4	1.3
	<i>Unweighted count</i>															
Army	Agree	3.9	3.6	3.2	2.5	2.8	2.2
	Neutral	3.6	3.2	2.8	2.2	2.4	2.0
	Disagree	3.4	3.0	2.4	1.9	2.1	1.6
	<i>Unweighted count</i>															
RAF	Agree	3.7	3.6	3.8	3.8	4.0	2.5	2.8	2.9	2.8	2.9	2.1	2.3	2.4	2.4	2.4
	Neutral	3.5	3.4	3.7	3.4	3.8	2.2	2.5	2.6	2.6	2.5	1.9	2.1	2.2	2.1	2.2
	Disagree	3.1	3.0	3.3	3.2	3.5	1.8	1.9	2.1	2.1	2.2	1.5	1.6	1.8	1.8	1.8
	<i>Unweighted count</i>															

Key

	Margin of error less than 3%
	Margin of error 3% - 5%
	Margin of error 5% +

Margin of error is half the width of a 99% confidence interval. Darker colours indicate a greater degree of uncertainty in the estimate.

AFCAS 2016 Section 2 - Your Work

Source: Defence Statistics (Surveys)

Table B2.17 How strongly do you agree or disagree with the following? I have a choice in deciding how I do my work.

		Officers: Margin of error +/-%					Other Ranks: Margin of error +/-%					Total: Margin of error +/-%				
		2012	2013	2014	2015	2016	2012	2013	2014	2015	2016	2012	2013	2014	2015	2016
Tri-Service	Agree	2.1	2.0	2.0	1.6	1.7	1.4
	Neutral	1.7	1.6	1.9	1.5	1.6	1.3
	Disagree	1.5	1.5	1.9	1.5	1.6	1.2
	<i>Unweighted count</i>															
Royal Navy	Agree	3.5	3.3	3.1	3.0	2.5	2.4
	Neutral	2.9	2.5	2.7	2.7	2.2	2.2
	Disagree	2.6	2.6	2.8	2.7	2.2	2.2
	<i>Unweighted count</i>															
Royal Marines	Agree	4.4	4.8	2.0	1.8	1.9	1.7
	Neutral	3.8	4.1	1.9	1.8	1.8	1.6
	Disagree	2.7	3.2	1.7	1.6	1.5	1.5
	<i>Unweighted count</i>															
Army	Agree	3.5	3.3	3.2	2.5	2.8	2.2
	Neutral	2.8	2.6	2.9	2.3	2.5	2.0
	Disagree	2.6	2.4	3.0	2.2	2.6	1.9
	<i>Unweighted count</i>															
RAF	Agree	3.4	3.8	2.8	3.0	2.4	2.5
	Neutral	2.8	3.2	2.4	2.5	2.0	2.1
	Disagree	2.4	2.8	2.4	2.6	2.0	2.1
	<i>Unweighted count</i>															

Key

- Margin of error less than 3%
- Margin of error 3% - 5%
- Margin of error 5% +

Margin of error is half the width of a 99% confidence interval. Darker colours indicate a greater degree of uncertainty in the estimate.

AFCAS 2016 Section 2 - Your Work

Source: Defence Statistics (Surveys)

Table B2.18 How strongly do you agree or disagree with the following? I know that if I do my job well I will be praised or rewarded.

		Officers: Margin of error +/-%					Other Ranks: Margin of error +/-%					Total: Margin of error +/-%				
		2012	2013	2014	2015	2016	2012	2013	2014	2015	2016	2012	2013	2014	2015	2016
Tri-Service	Agree	2.2	2.3	2.2	2.3	2.2	2.0	2.2	1.7	1.9	1.6	1.7	1.8	1.5	1.7	1.4
	Neutral	2.0	2.1	2.0	2.1	2.0	1.9	2.0	1.6	1.9	1.5	1.6	1.7	1.4	1.6	1.3
	Disagree	2.0	2.1	2.1	2.1	1.9	2.0	2.3	1.8	2.0	1.6	1.7	1.9	1.5	1.7	1.4
	<i>Unweighted count</i>															
Royal Navy	Agree	3.4	3.7	3.7	3.9	3.8	2.5	2.4	2.3	3.0	2.9	2.1	2.0	2.0	2.5	2.4
	Neutral	3.1	3.4	3.3	3.5	3.4	2.4	2.3	2.2	2.9	2.7	2.0	1.9	1.9	2.4	2.3
	Disagree	3.2	3.5	3.4	3.6	3.3	2.6	2.5	2.5	3.0	3.0	2.2	2.1	2.1	2.5	2.4
	<i>Unweighted count</i>															
Royal Marines	Agree	5.3	5.5	4.4	5.4	5.7	2.2	2.1	1.7	2.0	1.8	2.1	2.0	1.6	1.9	1.7
	Neutral	4.9	5.0	4.0	4.8	5.2	2.1	2.0	1.7	2.0	1.8	2.0	1.9	1.6	1.8	1.7
	Disagree	4.4	4.6	3.5	4.4	4.5	2.2	2.0	1.7	1.9	1.7	2.0	1.9	1.5	1.8	1.6
	<i>Unweighted count</i>															
Army	Agree	3.6	3.9	3.7	3.9	3.6	3.2	3.4	2.6	3.0	2.5	2.8	3.0	2.3	2.7	2.2
	Neutral	3.4	3.5	3.3	3.5	3.2	2.9	3.2	2.4	3.0	2.3	2.6	2.8	2.1	2.6	2.0
	Disagree	3.5	3.7	3.5	3.5	3.1	3.2	3.6	2.7	3.2	2.4	2.8	3.1	2.4	2.8	2.1
	<i>Unweighted count</i>															
RAF	Agree	3.6	3.6	3.8	3.7	4.0	2.5	2.6	2.8	2.7	2.8	2.1	2.2	2.3	2.3	2.3
	Neutral	3.5	3.3	3.6	3.4	3.7	2.3	2.6	2.7	2.6	2.8	1.9	2.1	2.2	2.2	2.3
	Disagree	3.3	3.3	3.6	3.3	3.5	2.5	2.8	2.9	2.8	2.9	2.1	2.3	2.4	2.3	2.4
	<i>Unweighted count</i>															

Key

	Margin of error less than 3%
	Margin of error 3% - 5%
	Margin of error 5% +

Margin of error is half the width of a 99% confidence interval. Darker colours indicate a greater degree of uncertainty in the estimate.

AFCAS 2016 Section 3 - Resources and Workload

Source: Defence Statistics (Surveys)

Table B3.1 How satisfied are you with the following? The standard of personal equipment/kit I have to do my job (e.g. clothes, boots, personal weapon).

		Officers					Other Ranks					Total						
		2012	2013	2014	2015	2016	2012	2013	2014	2015	2016	2012	2013	2014	2015	2016		
Tri-Service	Satisfied	62 **	63 **	63 **	71	71	53	51	49 **	55 **	52	55	53 **	51 **	58 **	55		
	Neutral	25 **	24 **	23 **	15	15	25 **	24 **	23 **	19	20	25 **	24 **	23 **	18	19		
	Dissatisfied	12	13	14	14	14	22 **	25	28	26	28	21 **	23	26	24	25		
	<i>Unweighted count</i>						3 432						9 307					
Royal Navy	Satisfied	50 **	48 **	47 **	58	56	45	41 **	40 **	52	48	46 **	42 **	41 **	53	50		
	Neutral	32 **	33 **	29 **	22	22	27 **	26 **	23 **	20	20	28 **	28 **	25 **	20	20		
	Dissatisfied	18	19	25	20	22	28	33	37 **	28	32	26 **	30	34 **	26	30		
	<i>Unweighted count</i>						970						1 787					
Royal Marines	Satisfied	71	61 **	66 **	73	73	41	39	38	40	39	45	42	41	43	43		
	Neutral	20 **	23 **	22 **	15	12	26 **	26	25	20 **	24	26 **	25 **	25	20 **	23		
	Dissatisfied	9 **	17	12	13	14	32 **	35	37	40	37	30 **	33	35	37	35		
	<i>Unweighted count</i>						303						2 685					
Army	Satisfied	72 **	71 **	72 **	77	80	56 **	53	49	55	52	58	55	53 **	58	56		
	Neutral	19 **	19 **	18 **	11	10	24	23	23	19	21	23 **	22	22 **	17	19		
	Dissatisfied	9	10	10	12	10	20 **	25	27	27	28	19 **	22	25	24	25		
	<i>Unweighted count</i>						1 247						2 867					
RAF	Satisfied	55 **	60 **	60 **	69	66	53 **	55	55	63 **	59	53 **	56 **	56 **	64 **	61		
	Neutral	31 **	26 **	27 **	18	20	25 **	25 **	22 **	18	18	27 **	25 **	23 **	18	18		
	Dissatisfied	14	13	13	13	14	22	20	23	19 **	23	20	19	21	18 **	21		
	<i>Unweighted count</i>						912						1 968					

** denotes the estimate is significantly different to the 2016 estimate (99% confidence level).

(1) not asked in 2007. (2) minor wording change in 2011 and 2015.

AFCAS 2016 Section 3 - Resources and Workload

Source: Defence Statistics (Surveys)

Table B3.2 How satisfied are you with the following? The availability of personal equipment/kit I have to do my job.

		Officers					Other Ranks					Total				
		2012	2013	2014	2015	2016	2012	2013	2014	2015	2016	2012	2013	2014	2015	2016
Tri-Service	Satisfied	..	56	54 **	58	59	..	44 **	41	42	41	..	46	43	44	45
	Neutral	..	27 **	26 **	20	20	..	25 **	25 **	22	22	..	25 **	25 **	21	22
	Dissatisfied	..	17 **	20	22	21	..	30 **	35	37	36	..	28 **	32	34	34
	<i>Unweighted count</i>					3 429					9 290					12 719
Royal Navy	Satisfied	..	44	39 **	48	47	..	36	33 **	41	40	..	37 **	34 **	42	41
	Neutral	..	34 **	29 **	26	23	..	25 **	24	21	22	..	27 **	25 **	22	22
	Dissatisfied	..	22 **	32	25	30	..	39	43 **	38	39	..	35	41 **	35	37
	<i>Unweighted count</i>					971					1 785					2 756
Royal Marines	Satisfied	..	56 **	58 **	60	65	..	35 **	33	31	32	..	37	36	34	35
	Neutral	..	24 **	24 **	17	15	..	27 **	25	21 **	24	..	26 **	25 **	20 **	23
	Dissatisfied	..	20	18	23	20	..	39 **	42 **	48 **	45	..	37 **	39 **	45 **	42
	<i>Unweighted count</i>					303					2 684					2 987
Army	Satisfied	..	62	60	61	64	..	46 **	41	40	40	..	48 **	44	43	43
	Neutral	..	23 **	23 **	16	16	..	25	26	22	23	..	25	25 **	21	22
	Dissatisfied	..	15 **	17	23	20	..	29 **	34 **	38	38	..	27 **	31 **	36	35
	<i>Unweighted count</i>					1 244					2 860					4 104
RAF	Satisfied	..	56	55	58	59	..	48	47	51	50	..	50	48 **	52	52
	Neutral	..	27	29 **	22	24	..	25 **	23	21	21	..	26 **	24	21	22
	Dissatisfied	..	17	16	20	18	..	26	30	28	28	..	24	27	26	26
	<i>Unweighted count</i>					911					1 961					2 872

** denotes the estimate is significantly different to the 2016 estimate (99% confidence level).

(1) new question in 2013. (2) minor wording change in 2015.

AFCAS 2016 Section 3 - Resources and Workload

Source: Defence Statistics (Surveys)

Table B3.3 How satisfied are you with the following? The standard of major equipment (e.g. vehicles and systems) I have to do my job

		Officers					Other Ranks					Total						
		2012	2013	2014	2015	2016	2012	2013	2014	2015	2016	2012	2013	2014	2015	2016		
Tri-Service	Satisfied	43	44	42	45 **	41	45 **	44 **	42 **	42 **	38	45 **	44 **	42 **	43 **	39		
	Neutral	33 **	32 **	32 **	29	28	28	30	30	29	29	29	30	30	29	29		
	Dissatisfied	24 **	24 **	25 **	26 **	31	27 **	26 **	29 **	29 **	33	26 **	26 **	28 **	29 **	32		
	<i>Unweighted count</i>						3 427						9 299					
Royal Navy	Satisfied	33	35	33	41 **	36	34	35	32	35	34	34	35	32	37	34		
	Neutral	39 **	38 **	36	30	32	33	32	31	32	30	34 **	33	32	31	30		
	Dissatisfied	28 **	27 **	31	29	33	33	33	37	33	36	32	32 **	35	32	35		
	<i>Unweighted count</i>						970						1 783					
Royal Marines	Satisfied	46	38	42	43	40	36 **	35 **	33 **	32 **	28	37 **	35 **	34 **	33 **	30		
	Neutral	31	27	28	28	29	32	29	30	30	30	31	29	30	30	30		
	Dissatisfied	24 **	35	30	29	32	33 **	36 **	37 **	38 **	42	32 **	36 **	36 **	37 **	41		
	<i>Unweighted count</i>						301						2 682					
Army	Satisfied	50 **	51 **	46	47	42	50 **	47 **	44 **	44 **	39	50 **	48 **	45 **	44 **	40		
	Neutral	29	29	31 **	28	26	27	30	30	28	29	28	30	30	28	29		
	Dissatisfied	21 **	21 **	22 **	25 **	32	23 **	23 **	25 **	28	31	23 **	23 **	25 **	27 **	31		
	<i>Unweighted count</i>						1 244						2 867					
RAF	Satisfied	38	40	42	46	42	40	41	42	45	41	39	41	42	45	42		
	Neutral	35 **	32	33	28	29	28	30	27	27	27	30	30	28	27	28		
	Dissatisfied	27	28	25	26	28	32	29	31	28	31	31	29	30	28	31		
	<i>Unweighted count</i>						912						1 967					

** denotes the estimate is significantly different to the 2016 estimate (99% confidence level).

(1) not asked in 2007. (2) minor wording change in 2011 and 2015.

AFCAS 2016 Section 3 - Resources and Workload

Source: Defence Statistics (Surveys)

Table B3.4 How satisfied are you with the following? The availability of major equipment I have to do my job.

		Officers					Other Ranks					Total				
		2012	2013	2014	2015	2016	2012	2013	2014	2015	2016	2012	2013	2014	2015	2016
Tri-Service	Satisfied	..	40	38	41	39	..	41 **	39	39	37	..	41 **	39	40	38
	Neutral	..	34 **	36 **	32	31	..	34 **	33	33	31	..	34 **	34 **	33	31
	Dissatisfied	..	26 **	27 **	27	30	..	25 **	28 **	28 **	32	..	25 **	28 **	28 **	32
	<i>Unweighted count</i>					3 424					9 285					12 709
Royal Navy	Satisfied	..	34	30	38	35	..	34	30 **	35	35	..	34	30 **	35	35
	Neutral	..	38	37	33	34	..	35 **	36 **	35 **	30	..	36 **	36 **	34 **	31
	Dissatisfied	..	28	32	29	31	..	31 **	34	31 **	35	..	30 **	34	30 **	34
	<i>Unweighted count</i>					969					1 783					2 752
Royal Marines	Satisfied	..	35	39	41	38	..	34 **	32 **	31 **	27	..	34 **	32 **	32 **	28
	Neutral	..	29	30	32	30	..	34	33	33	33	..	34	33	33	33
	Dissatisfied	..	36	31	27	32	..	32 **	36 **	36 **	40	..	32 **	35 **	35 **	39
	<i>Unweighted count</i>					302					2 680					2 982
Army	Satisfied	..	45 **	40	41	39	..	44 **	41	40	38	..	44 **	41	40	38
	Neutral	..	32	34 **	30	27	..	34	33	33	31	..	33	34 **	33	31
	Dissatisfied	..	24 **	25 **	29 **	34	..	22 **	25 **	26 **	31	..	23 **	25 **	27 **	31
	<i>Unweighted count</i>					1 242					2 861					4 103
RAF	Satisfied	..	38	38	43	42	..	41	40	43	40	..	40	40	43	40
	Neutral	..	35	37	32	34	..	33	30	30	30	..	33	32	31	31
	Dissatisfied	..	27	25	24	24	..	26 **	30	27	30	..	26	28	26	29
	<i>Unweighted count</i>					911					1 961					2 872

** denotes the estimate is significantly different to the 2016 estimate (99% confidence level).

(1) new question in 2013. (2) minor wording change in 2015.

AFCAS 2016 Section 3 - Resources and Workload

Source: Defence Statistics (Surveys)

Table B3.5 How would you rate your workload over the last 12 months?

		Officers					Other Ranks					Total				
		2012	2013	2014	2015	2016	2012	2013	2014	2015	2016	2012	2013	2014	2015	2016
Tri-Service	Too high	56	58	60	60	57	37 **	41 **	43	44	44	40 **	44 **	46	47	46
	About right	40	37	36 **	38	40	54 **	51	49	49	49	52 **	49	46	47	48
	Too low	4	4 **	4	3	3	9 **	8	8 **	7	7	8 **	7 **	7 **	6	6
	<i>Unweighted count</i>	3 433					9 259					12 692				
Royal Navy	Too high	51	54	54	56	52	40	43	49 **	47	43	42	46	50 **	49 **	45
	About right	44	41	42	41	45	53	51	45 **	48	50	51	48	44 **	47	49
	Too low	5 **	5	4	3	3	7	6	6	5	7	6	6	5	4	6
	<i>Unweighted count</i>	971					1 778					2 749				
Royal Marines	Too high	45	53 **	47	49	45	32	33	34	36	34	33	35	36	38 **	35
	About right	53	44	50	49	51	61	62	59	57	60	60	60	58	57	59
	Too low	3	3	3	2	4	8	6	7	6	7	7	5	6	6	7
	<i>Unweighted count</i>	303					2 660					2 963				
Army	Too high	62	63	65	65	63	37 **	41 **	43	44	47	41 **	44 **	46	47	49
	About right	36	34	32	33	35	54 **	51	49	48	47	51 **	49	47	46	45
	Too low	2	3	3	2	2	9 **	8	8	7	6	8 **	7	7	7	6
	<i>Unweighted count</i>	1 248					2 854					4 102				
RAF	Too high	51	54	56	55	52	34 **	40	42	42	39	38 **	43	45	45	42
	About right	44	41	39	42	43	53	50	47 **	49	53	51	48	45 **	48	51
	Too low	5	5	5	3	5	13 **	10 **	11 **	8	8	11 **	9 **	10 **	7	7
	<i>Unweighted count</i>	911					1 967					2 878				

** denotes the estimate is significantly different to the 2016 estimate (99% confidence level).

new question in 2011

AFCAS 2016 Section 3 - Resources and Workload

Source: Defence Statistics (Surveys)

Table B3.1 How satisfied are you with the following? The standard of personal equipment/kit I have to do my job (e.g. clothes, boots, personal weapon).

		Officers: Margin of error +/-%					Other Ranks: Margin of error +/-%					Total: Margin of error +/-%				
		2012	2013	2014	2015	2016	2012	2013	2014	2015	2016	2012	2013	2014	2015	2016
Tri-Service	Satisfied	2.1	2.2	2.1	2.1	1.9	2.1	2.3	1.8	2.1	1.7	1.8	1.9	1.5	1.8	1.4
	Neutral	1.8	1.9	1.8	1.6	1.5	1.8	2.0	1.5	1.7	1.3	1.5	1.7	1.3	1.4	1.1
	Dissatisfied	1.4	1.5	1.5	1.6	1.4	1.7	2.0	1.6	1.9	1.5	1.5	1.7	1.4	1.6	1.3
	<i>Unweighted count</i>															
Royal Navy	Satisfied	3.5	3.8	3.7	3.9	3.7	2.6	2.5	2.5	3.2	3.1	2.2	2.1	2.1	2.6	2.5
	Neutral	3.2	3.5	3.4	3.2	3.1	2.4	2.2	2.1	2.5	2.4	2.0	1.9	1.8	2.1	2.0
	Dissatisfied	2.7	3.0	3.2	3.1	3.1	2.4	2.4	2.4	2.8	2.9	2.0	2.0	2.0	2.3	2.3
	<i>Unweighted count</i>															
Royal Marines	Satisfied	4.8	5.4	4.1	4.8	5.0	2.2	2.1	1.7	2.0	1.8	2.1	2.0	1.6	1.8	1.7
	Neutral	4.2	4.5	3.7	3.9	3.7	2.1	1.9	1.6	1.7	1.6	1.9	1.8	1.4	1.6	1.5
	Dissatisfied	3.1	4.2	2.9	3.6	3.9	2.2	2.1	1.7	2.0	1.8	2.0	1.9	1.6	1.9	1.7
	<i>Unweighted count</i>															
Army	Satisfied	3.4	3.6	3.3	3.3	2.8	3.3	3.6	2.7	3.3	2.5	2.9	3.2	2.4	2.8	2.2
	Neutral	2.9	3.1	2.8	2.5	2.1	2.8	3.1	2.3	2.6	2.1	2.5	2.7	2.0	2.3	1.8
	Dissatisfied	2.2	2.3	2.3	2.6	2.1	2.7	3.2	2.5	3.0	2.3	2.4	2.8	2.2	2.6	2.0
	<i>Unweighted count</i>															
RAF	Satisfied	3.7	3.5	3.8	3.5	3.8	2.6	2.8	3.0	2.8	2.9	2.2	2.3	2.5	2.3	2.4
	Neutral	3.4	3.2	3.4	2.9	3.2	2.2	2.4	2.4	2.2	2.3	1.9	2.0	2.0	1.8	1.9
	Dissatisfied	2.6	2.5	2.6	2.6	2.8	2.2	2.3	2.6	2.3	2.5	1.8	1.9	2.1	1.9	2.1
	<i>Unweighted count</i>															

Key

	Margin of error less than 3%
	Margin of error 3% - 5%
	Margin of error 5% +

Margin of error is half the width of a 99% confidence interval. Darker colours indicate a greater degree of uncertainty in the estimate.

AFCAS 2016 Section 3 - Resources and Workload

Source: Defence Statistics (Surveys)

Table B3.2 How satisfied are you with the following? The availability of personal equipment/kit I have to do my job.

		Officers: Margin of error +/-%					Other Ranks: Margin of error +/-%					Total: Margin of error +/-%				
		2012	2013	2014	2015	2016	2012	2013	2014	2015	2016	2012	2013	2014	2015	2016
Tri-Service	Satisfied	..	2.3	2.2	2.3	2.1	..	2.3	1.8	2.0	1.6	..	1.9	1.5	1.7	1.4
	Neutral	..	2.0	1.9	1.8	1.7	..	2.0	1.6	1.8	1.4	..	1.7	1.3	1.5	1.2
	Dissatisfied	..	1.7	1.8	1.9	1.8	..	2.1	1.7	2.0	1.6	..	1.8	1.5	1.7	1.4
	<i>Unweighted count</i>															
Royal Navy	Satisfied	..	3.8	3.7	3.9	3.7	..	2.4	2.4	3.1	3.0	..	2.1	2.0	2.5	2.5
	Neutral	..	3.6	3.4	3.5	3.2	..	2.2	2.1	2.6	2.5	..	1.9	1.8	2.1	2.1
	Dissatisfied	..	3.1	3.5	3.4	3.4	..	2.5	2.5	3.1	3.0	..	2.1	2.1	2.5	2.4
	<i>Unweighted count</i>															
Royal Marines	Satisfied	..	5.4	4.3	5.2	5.3	..	2.1	1.6	1.9	1.7	..	1.9	1.5	1.8	1.6
	Neutral	..	4.6	3.8	4.0	4.1	..	1.9	1.6	1.7	1.6	..	1.8	1.5	1.6	1.5
	Dissatisfied	..	4.5	3.4	4.5	4.5	..	2.1	1.8	2.1	1.9	..	2.0	1.6	1.9	1.7
	<i>Unweighted count</i>															
Army	Satisfied	..	3.9	3.6	3.8	3.4	..	3.6	2.7	3.1	2.4	..	3.1	2.4	2.7	2.1
	Neutral	..	3.3	3.1	2.9	2.6	..	3.2	2.4	2.8	2.1	..	2.8	2.1	2.4	1.8
	Dissatisfied	..	2.8	2.8	3.3	2.8	..	3.3	2.6	3.2	2.4	..	2.9	2.3	2.8	2.1
	<i>Unweighted count</i>															
RAF	Satisfied	..	3.6	3.9	3.7	4.0	..	2.8	3.0	2.9	3.0	..	2.3	2.5	2.4	2.5
	Neutral	..	3.2	3.5	3.1	3.5	..	2.4	2.5	2.4	2.4	..	2.0	2.1	2.0	2.0
	Dissatisfied	..	2.7	2.9	3.0	3.0	..	2.5	2.8	2.6	2.7	..	2.1	2.2	2.1	2.2
	<i>Unweighted count</i>															

Key

	Margin of error less than 3%
	Margin of error 3% - 5%
	Margin of error 5% +

Margin of error is half the width of a 99% confidence interval. Darker colours indicate a greater degree of uncertainty in the estimate.

AFCAS 2016 Section 3 - Resources and Workload

Source: Defence Statistics (Surveys)

Table B3.3 How satisfied are you with the following? The standard of major equipment (e.g. vehicles and systems) I have to do my job

		Officers: Margin of error +/-%					Other Ranks: Margin of error +/-%					Total: Margin of error +/-%				
		2012	2013	2014	2015	2016	2012	2013	2014	2015	2016	2012	2013	2014	2015	2016
Tri-Service	Satisfied	2.2	2.3	2.2	2.3	2.2	2.1	2.3	1.8	2.1	1.6	1.8	1.9	1.5	1.8	1.4
	Neutral	2.0	2.1	2.1	2.1	2.0	1.9	2.1	1.7	1.9	1.5	1.6	1.8	1.4	1.6	1.3
	Dissatisfied	1.9	1.9	1.9	2.0	2.0	1.8	2.0	1.6	1.9	1.5	1.5	1.7	1.3	1.6	1.3
	<i>Unweighted count</i>															
Royal Navy	Satisfied	3.3	3.6	3.5	3.9	3.6	2.5	2.4	2.4	3.0	2.9	2.1	2.1	2.0	2.5	2.4
	Neutral	3.4	3.7	3.6	3.6	3.5	2.5	2.4	2.3	2.9	2.8	2.1	2.0	2.0	2.4	2.3
	Dissatisfied	3.1	3.4	3.5	3.5	3.5	2.5	2.4	2.4	3.0	2.9	2.1	2.0	2.0	2.4	2.4
	<i>Unweighted count</i>															
Royal Marines	Satisfied	5.3	5.3	4.4	5.4	5.6	2.2	2.1	1.7	1.9	1.7	2.0	1.9	1.6	1.8	1.6
	Neutral	4.9	4.8	4.0	4.9	5.1	2.2	2.0	1.7	1.9	1.7	2.0	1.9	1.5	1.8	1.6
	Dissatisfied	4.5	5.2	4.0	4.9	5.2	2.2	2.1	1.8	2.0	1.9	2.0	2.0	1.6	1.9	1.8
	<i>Unweighted count</i>															
Army	Satisfied	3.7	4.0	3.7	3.9	3.5	3.3	3.6	2.7	3.2	2.5	2.9	3.2	2.4	2.8	2.1
	Neutral	3.4	3.6	3.4	3.5	3.1	2.9	3.3	2.5	3.0	2.3	2.6	2.9	2.2	2.6	2.0
	Dissatisfied	3.0	3.2	3.1	3.4	3.3	2.8	3.1	2.4	3.0	2.3	2.4	2.7	2.1	2.6	2.0
	<i>Unweighted count</i>															
RAF	Satisfied	3.6	3.5	3.8	3.8	4.0	2.5	2.8	2.9	2.9	2.9	2.1	2.3	2.4	2.4	2.5
	Neutral	3.5	3.4	3.6	3.4	3.7	2.3	2.6	2.6	2.6	2.7	2.0	2.2	2.2	2.1	2.2
	Dissatisfied	3.3	3.3	3.4	3.3	3.6	2.4	2.5	2.7	2.6	2.7	2.0	2.1	2.3	2.1	2.3
	<i>Unweighted count</i>															

Key

	Margin of error less than 3%
	Margin of error 3% - 5%
	Margin of error 5% +

Margin of error is half the width of a 99% confidence interval. Darker colours indicate a greater degree of uncertainty in the estimate.

AFCAS 2016 Section 3 - Resources and Workload

Source: Defence Statistics (Surveys)

Table B3.4 How satisfied are you with the following? The availability of major equipment I have to do my job.

		Officers: Margin of error +/-%					Other Ranks: Margin of error +/-%					Total: Margin of error +/-%				
		2012	2013	2014	2015	2016	2012	2013	2014	2015	2016	2012	2013	2014	2015	2016
Tri-Service	Satisfied	..	2.3	2.2	2.3	2.1	..	2.3	1.8	2.0	1.6	..	1.9	1.5	1.7	1.4
	Neutral	..	2.2	2.1	2.2	2.0	..	2.2	1.7	2.0	1.5	..	1.9	1.5	1.7	1.3
	Dissatisfied	..	2.0	2.0	2.1	2.0	..	1.9	1.6	1.8	1.5	..	1.6	1.3	1.6	1.3
	<i>Unweighted count</i>															
Royal Navy	Satisfied	..	3.6	3.4	3.8	3.6	..	2.4	2.3	3.0	2.9	..	2.0	2.0	2.5	2.4
	Neutral	..	3.7	3.6	3.7	3.6	..	2.4	2.4	3.0	2.8	..	2.1	2.0	2.5	2.3
	Dissatisfied	..	3.4	3.5	3.6	3.5	..	2.3	2.4	2.9	2.9	..	2.0	2.0	2.4	2.4
	<i>Unweighted count</i>															
Royal Marines	Satisfied	..	5.2	4.3	5.3	5.5	..	2.1	1.7	1.9	1.6	..	1.9	1.6	1.8	1.6
	Neutral	..	4.9	4.0	5.1	5.2	..	2.1	1.7	2.0	1.8	..	1.9	1.6	1.9	1.7
	Dissatisfied	..	5.3	4.1	4.8	5.2	..	2.1	1.7	2.0	1.9	..	1.9	1.6	1.9	1.7
	<i>Unweighted count</i>															
Army	Satisfied	..	3.9	3.6	3.8	3.4	..	3.6	2.7	3.2	2.4	..	3.1	2.4	2.8	2.1
	Neutral	..	3.7	3.5	3.6	3.1	..	3.4	2.6	3.1	2.3	..	3.0	2.3	2.7	2.0
	Dissatisfied	..	3.4	3.2	3.6	3.3	..	3.0	2.3	2.9	2.3	..	2.6	2.1	2.5	2.0
	<i>Unweighted count</i>															
RAF	Satisfied	..	3.5	3.8	3.7	4.0	..	2.8	2.9	2.9	2.9	..	2.3	2.4	2.4	2.5
	Neutral	..	3.4	3.7	3.5	3.9	..	2.7	2.7	2.6	2.7	..	2.2	2.3	2.2	2.3
	Dissatisfied	..	3.2	3.4	3.2	3.4	..	2.4	2.7	2.5	2.7	..	2.0	2.2	2.1	2.2
	<i>Unweighted count</i>															

Key

	Margin of error less than 3%
	Margin of error 3% - 5%
	Margin of error 5% +

Margin of error is half the width of a 99% confidence interval. Darker colours indicate a greater degree of uncertainty in the estimate.

AFCAS 2016 Section 3 - Resources and Workload

Source: Defence Statistics (Surveys)

Table B3.5 How would you rate your workload over the last 12 months?

		Officers: Margin of error +/-%					Other Ranks: Margin of error +/-%					Total: Margin of error +/-%				
		2012	2013	2014	2015	2016	2012	2013	2014	2015	2016	2012	2013	2014	2015	2016
Tri-Service	Too high	2.2	2.3	2.2	2.3	2.2	1.9	2.1	1.7	2.0	1.6	1.6	1.8	1.5	1.7	1.4
	About right	2.1	2.2	2.1	2.2	2.1	2.0	2.3	1.8	2.1	1.7	1.7	1.9	1.5	1.8	1.4
	Too low	0.8	0.9	0.8	0.7	0.7	1.3	1.4	1.0	1.2	0.9	1.1	1.2	0.9	1.0	0.7
	<i>Unweighted count</i>															
Royal Navy	Too high	3.5	3.8	3.7	3.9	3.8	2.6	2.5	2.5	3.1	3.0	2.2	2.1	2.1	2.6	2.5
	About right	3.4	3.7	3.7	3.9	3.7	2.7	2.5	2.5	3.2	3.1	2.2	2.1	2.1	2.6	2.5
	Too low	1.5	1.6	1.5	1.3	1.3	1.4	1.3	1.2	1.4	1.6	1.1	1.0	1.0	1.1	1.3
	<i>Unweighted count</i>															
Royal Marines	Too high	5.3	5.5	4.4	5.5	5.7	2.1	2.0	1.7	2.0	1.8	1.9	1.9	1.6	1.9	1.7
	About right	5.3	5.4	4.4	5.5	5.7	2.2	2.1	1.8	2.1	1.9	2.1	2.0	1.6	2.0	1.8
	Too low	1.8	1.7	1.4	1.5	2.3	1.2	1.1	0.9	1.1	1.0	1.1	1.0	0.8	1.0	0.9
	<i>Unweighted count</i>															
Army	Too high	3.6	3.8	3.5	3.8	3.4	3.0	3.3	2.6	3.1	2.5	2.6	2.9	2.3	2.7	2.2
	About right	3.6	3.7	3.5	3.7	3.4	3.2	3.6	2.7	3.3	2.5	2.8	3.1	2.4	2.9	2.2
	Too low	1.1	1.4	1.2	1.2	0.9	2.0	2.2	1.5	1.9	1.3	1.7	1.9	1.3	1.7	1.1
	<i>Unweighted count</i>															
RAF	Too high	3.7	3.6	3.9	3.7	4.0	2.3	2.7	2.8	2.8	2.8	2.0	2.2	2.3	2.3	2.4
	About right	3.7	3.6	3.8	3.7	4.0	2.6	2.8	2.9	2.9	3.0	2.2	2.3	2.5	2.4	2.5
	Too low	1.7	1.6	1.7	1.4	1.7	1.8	1.8	2.0	1.7	1.7	1.5	1.5	1.6	1.3	1.4
	<i>Unweighted count</i>															

Key

	Margin of error less than 3%
	Margin of error 3% - 5%
	Margin of error 5% +

Margin of error is half the width of a 99% confidence interval. Darker colours indicate a greater degree of uncertainty in the estimate.

AFCAS 2016 Section 4 - Your Line Management

Source: Defence Statistics (Surveys)

Table B4.1 How strongly do you agree or disagree with the following statements about your immediate superior (Service or civilian)? Understands and represents my interests.

Percentages

		Officers					Other Ranks					Total						
		2012	2013	2014	2015	2016	2012	2013	2014	2015	2016	2012	2013	2014	2015	2016		
Tri-Service	Agree	78 **	77	77	74	75	65	62 **	62 **	64	65	67	64 **	64 **	66	67		
	Neutral	13	13	13	13	14	21	23	23 **	20	21	20	21	22 **	19	19		
	Disagree	9 **	10	10	13	11	14	16	15	16	14	13	15	14	15	14		
	<i>Unweighted count</i>						3 378						9 098					
Royal Navy	Agree	80	78	78	76	76	64 **	65 **	63 **	67	69	67	68	66 **	69	70		
	Neutral	11	12	13	13	13	22 **	21 **	22 **	18	17	20 **	19 **	20 **	17	16		
	Disagree	9	10	10	11	11	14	14	16	14	14	13	13	14	14	13		
	<i>Unweighted count</i>						966						1 757					
Royal Marines	Agree	84	82	83	81	79	68 **	66	65	64	64	70 **	68	67	66	65		
	Neutral	11	9	12	13	13	21 **	24	24	22	24	20 **	22	23	21	22		
	Disagree	5	9	5	6	8	11	10 **	11	14	13	11	10 **	11 **	13	12		
	<i>Unweighted count</i>						301						2 647					
Army	Agree	77	74	75	72	75	63	57 **	58 **	62	62	65	59 **	61 **	64	64		
	Neutral	14	14	14	14	14	23	25	26	21	23	21	23	24	20	22		
	Disagree	10	12	12	13	11	15	18	16	17	15	14	17 **	15	16	14		
	<i>Unweighted count</i>						1 209						2 749					
RAF	Agree	79	81 **	79	74	74	73	73	72	69	70	74 **	74 **	73	70	71		
	Neutral	12	11	12	13	14	17	16	16	17	16	16	15	15	16	15		
	Disagree	10	8 **	9	13	12	10 **	11 **	12	15	14	10 **	10 **	12	14	14		
	<i>Unweighted count</i>						902						1 945					

** denotes the estimate is significantly different to the 2016 estimate (99% confidence level).

(1) don't know option added in 2010. (2) minor wording change in 2015. (3) don't know option excluded from the analysis.

AFCAS 2016 Section 4 - Your Line Management

Source: Defence Statistics (Surveys)

Table B4.2 How strongly do you agree or disagree with the following statements about your immediate superior (Service or civilian)? Supports me in my job.

		Officers					Other Ranks					Total						
		2012	2013	2014	2015	2016	2012	2013	2014	2015	2016	2012	2013	2014	2015	2016		
Tri-Service	Agree	83	82	82	80	81	72	69 **	69	71	72	74	71 **	72	73	73		
	Neutral	10	10	10	12	11	18	21 **	20	17	18	17	19 **	18	17	17		
	Disagree	7	8	8	8	7	10	10	11	11	10	9	10	10	11	10		
	<i>Unweighted count</i>						3 380						9 107					
Royal Navy	Agree	84	83	83	81	84	72 **	72 **	71 **	75	76	74 **	74 **	74 **	76	78		
	Neutral	10	10	10	12	9	19 **	18 **	19 **	14	15	17 **	16 **	17 **	14	13		
	Disagree	6	7	7	7	8	10	10	11	11	9	9	9	10	10	9		
	<i>Unweighted count</i>						963						1 764					
Royal Marines	Agree	88	87	88	88	85	74 **	71	70	69	69	75 **	73	72	71	71		
	Neutral	8	8	8	9	8	18 **	22	21	21	23	17 **	20	20	20	21		
	Disagree	4	5	4	3	7	8	8	9	9	8	8	7	8	9	8		
	<i>Unweighted count</i>						300						2 641					
Army	Agree	82	80	80	78	81	69	65 **	66	69	69	71	67 **	68	71	71		
	Neutral	11	11	11	13	13	20	24 **	22	19	20	19	22 **	20	18	19		
	Disagree	8	9	9	9	7	11	11	12	12	11	10	11	11	11	11		
	<i>Unweighted count</i>						1 212						2 757					
RAF	Agree	86 **	85 **	84	80	80	81 **	78	78	76	77	82 **	80	79	77	77		
	Neutral	9	10	10	12	11	12	14	13	15	14	12	13	13	14	13		
	Disagree	6	5 **	6	8	8	7 **	8	8	10	9	7 **	7 **	8	9	9		
	<i>Unweighted count</i>						905						1 945					

** denotes the estimate is significantly different to the 2016 estimate (99% confidence level).

(1) don't know option added in 2010. (2) minor wording change in 2015. (3) don't know option excluded from the analysis.

AFCAS 2016 Section 4 - Your Line Management

Source: Defence Statistics (Surveys)

Table B4.3 How strongly do you agree or disagree with the following statements about your immediate superior (Service or civilian)? Sets a positive example.

		Officers					Other Ranks					Total				
		2012	2013	2014	2015	2016	2012	2013	2014	2015	2016	2012	2013	2014	2015	2016
Tri-Service	Agree	78	77	77	73 **	77	68 **	65	65	65	65	70 **	67	67	67	67
	Neutral	12	13	13	14	13	20	22	21	19	20	18	20	20	18	19
	Disagree	9	10	10	12	10	12 **	13	13	15	14	12 **	12	13	15	14
	<i>Unweighted count</i>	3 383					9 110					12 493				
Royal Navy	Agree	80	78	77	76	78	66 **	68	65 **	68	70	69	70	68 **	70	72
	Neutral	12	12	15	13	13	21 **	19	21 **	18	17	19	18	20 **	17	16
	Disagree	8	10	8	11	9	13	12	14	13	12	12	12	13	13	11
	<i>Unweighted count</i>	963					1 764					2 727				
Royal Marines	Agree	85	83	84	79	80	71 **	69	68	67	67	72 **	71	70	68	68
	Neutral	10	9	11	14	11	19 **	21	22	21	23	18 **	20	21	20	22
	Disagree	5	8	5	7	9	10	9	10	13 **	10	9	9	10	12 **	10
	<i>Unweighted count</i>	301					2 642					2 943				
Army	Agree	78	76	77	73	77	67	62	63	64	63	69	64	65	66	65
	Neutral	13	12	12	15	13	20	24	23	20	22	19	23	21	19	20
	Disagree	9	12	11	12	10	13	14	14	15	15	12	14	13	15	14
	<i>Unweighted count</i>	1 214					2 759					3 973				
RAF	Agree	77	78	74	72	74	72 **	72 **	71	66	67	73 **	74 **	71	67	68
	Neutral	13	14	15	15	14	17	17	17	17	18	16	16	17	17	17
	Disagree	10	8 **	11	13	12	11 **	11 **	12	17	15	11 **	10 **	12	16	14
	<i>Unweighted count</i>	905					1 945					2 850				

** denotes the estimate is significantly different to the 2016 estimate (99% confidence level).

(1) don't know option added in 2010. (2) minor wording change in 2015. (3) don't know option excluded from the analysis.

AFCAS 2016 Section 4 - Your Line Management

Source: Defence Statistics (Surveys)

Table B4.4 How strongly do you agree or disagree with the following statements about your immediate superior (Service or civilian)? Encourages me to develop my skills.

		Officers					Other Ranks					Total						
		2012	2013	2014	2015	2016	2012	2013	2014	2015	2016	2012	2013	2014	2015	2016		
Tri-Service	Agree	70	69	69	67	69	65	63 **	63 **	65	66	66	64 **	64 **	66	67		
	Neutral	19	20	21	21	20	22	24	23	20	21	22	23	23	21	21		
	Disagree	10	11	11	11	11	12	13	14	14	13	12	13	13	14	12		
	<i>Unweighted count</i>						3 378						9 110					
Royal Navy	Agree	71	68	69	69	71	61 **	64 **	61 **	65	68	63 **	65 **	63 **	66	69		
	Neutral	19	22	21	21	19	25 **	23 **	24 **	20	19	23 **	23 **	23 **	20	19		
	Disagree	10	11	9	10	10	14	13	15	14	13	13	13	14	13	12		
	<i>Unweighted count</i>						964						1 765					
Royal Marines	Agree	75	75	75	74	69	67	66	66	65	66	67	67	67	66	67		
	Neutral	17	17	18	20	20	23	25	24	23	23	23	24	23	23	23		
	Disagree	8	8	7	7	10	10	9	10	11	10	10	9	10	11	10		
	<i>Unweighted count</i>						300						2 640					
Army	Agree	69	67	67	67	68	65	61	62	65	65	65	61	62	65	65		
	Neutral	20	20	21	21	21	23	25	24	20	22	22	24	24	20	22		
	Disagree	10	13	12	12	10	13	15	14	15	13	12	14	14	15	13		
	<i>Unweighted count</i>						1 211						2 759					
RAF	Agree	71	72	70	66	69	71	70	69	67	70	71	70	70	67	69		
	Neutral	18	21	19	22	19	19	20	19	20	19	19	20	19	21	19		
	Disagree	11	8 **	11	12	11	10	10	11	12	11	11	10	11	12	11		
	<i>Unweighted count</i>						903						1 946					

** denotes the estimate is significantly different to the 2016 estimate (99% confidence level).

(1) not asked in 2007 (2) don't know option added in 2010. (3) minor wording change in 2015. (4) don't know option excluded from the analysis.

AFCAS 2016 Section 4 - Your Line Management

Source: Defence Statistics (Surveys)

Table B4.5 How strongly do you agree or disagree with the following statements about your immediate superior (Service or civilian)? Is supportive over work/life balance issues.

		Officers					Other Ranks					Total						
		2012	2013	2014	2015	2016	2012	2013	2014	2015	2016	2012	2013	2014	2015	2016		
Tri-Service	Agree	75	75	72	73	73	64	61 **	61 **	65	64	66	63 **	63 **	66	66		
	Neutral	14	14	15	16	17	21	22	23 **	19	21	20	21	22 **	19	20		
	Disagree	11	11	12 **	11	10	15	17	16	16	15	14	16	15	15	14		
	<i>Unweighted count</i>						3 375						9 072					
Royal Navy	Agree	78	79	77	77	78	64 **	64	61 **	65	68	67 **	68	65 **	68	70		
	Neutral	14	13	12	15	14	21	20	21	18	18	19	18	19	18	17		
	Disagree	8	8	10	8	8	16	16	18 **	17	14	14	14	16 **	15	12		
	<i>Unweighted count</i>						962						1 755					
Royal Marines	Agree	84	80	85	80	82	66	66	64	65	66	68	67	66	67	68		
	Neutral	11	12	10	11	12	22	24	24	21	22	21	22	22	20	21		
	Disagree	4	7	5	9	6	11	11	13	14	12	10	11	12	13 **	11		
	<i>Unweighted count</i>						301						2 632					
Army	Agree	72	70	67	71	71	61	57	57	63	61	63	59	59 **	64	62		
	Neutral	16	15	17	16	18	23	24	26 **	20	22	22	23	25 **	20	22		
	Disagree	12	15	16 **	13	11	16	20	16	17	17	15	19	16	16	16		
	<i>Unweighted count</i>						1 210						2 748					
RAF	Agree	77	79 **	76	71	74	72	70	72	69	70	73	72	73	70	71		
	Neutral	13	14	14	18	17	16	18	16	17	17	15	17	16	17	17		
	Disagree	10	8	9	11	9	12	11	12	13	12	12	11	11	13	12		
	<i>Unweighted count</i>						902						1 937					

** denotes the estimate is significantly different to the 2016 estimate (99% confidence level).

(1) don't know option added in 2010. (2) minor wording change in 2015. (3) don't know option excluded from the analysis.

AFCAS 2016 Section 4 - Your Line Management

Source: Defence Statistics (Surveys)

Table B4.6 How strongly do you agree or disagree with the following statements about your immediate superior (Service or civilian)? Provides regular feedback on my performance.

		Officers					Other Ranks					Total				
		2012	2013	2014	2015	2016	2012	2013	2014	2015	2016	2012	2013	2014	2015	2016
Tri-Service	Agree	50	52	52	51	51	51
	Neutral	28	27	28	28	28	28
	Disagree	22	21	21	21	21	21
	<i>Unweighted count</i>					3 372					9 092					12 464
Royal Navy	Agree	52	56	52	54	52	55
	Neutral	27	24	27	25	27	25
	Disagree	22	20	21	20	21	20
	<i>Unweighted count</i>					961					1 759					2 720
Royal Marines	Agree	53	52	54	53	54	53
	Neutral	28	25	30	32	30	32
	Disagree	19	22	16	15	16	16
	<i>Unweighted count</i>					301					2 638					2 939
Army	Agree	48	50	52	51	51	50
	Neutral	29	27	28	29	28	28
	Disagree	22	23	20	21	21	21
	<i>Unweighted count</i>					1 209					2 752					3 961
RAF	Agree	52	52	49	51	50	51
	Neutral	26	28	27	27	27	27
	Disagree	21	20	23	22	23	21
	<i>Unweighted count</i>					901					1 943					2 844

** denotes the estimate is significantly different to the 2016 estimate (99% confidence level).

(1) new question in 2015. (2) don't know option excluded from the analysis.

AFCAS 2016 Section 4 - Your Line Management

Source: Defence Statistics (Surveys)

Table B4.7 How strongly do you agree or disagree with the following statements about your immediate superior (Service or civilian)? Tells me what's going on at work.

		Officers					Other Ranks					Total						
		2012	2013	2014	2015	2016	2012	2013	2014	2015	2016	2012	2013	2014	2015	2016		
Tri-Service	Agree	77 **	78 **	77 **	72	73	66 **	65	64	66	63	68 **	68 **	66	67	65		
	Neutral	13	13 **	14	15	15	20	21	21	20	20	19	19	19	19	20		
	Disagree	10	9 **	9	12	11	14 **	14 **	15	14 **	17	13 **	13 **	14	14	16		
	<i>Unweighted count</i>						3 385						9 105					
Royal Navy	Agree	79	78	78	72	76	68	68	67	67	68	70	70	69	68	70		
	Neutral	13	13	15	16	13	20 **	19 **	19	18	16	19 **	18 **	18 **	18	16		
	Disagree	8 **	9	8 **	12	11	12 **	13	14	15	15	11 **	12	13	14	14		
	<i>Unweighted count</i>						964						1 762					
Royal Marines	Agree	87 **	86 **	84 **	82	77	68 **	68 **	65 **	63	62	70 **	70 **	67 **	65	64		
	Neutral	10 **	8 **	11	12	16	20 **	22 **	23	22 **	25	19 **	20 **	22	21 **	24		
	Disagree	4 **	6	5	6	7	12	10 **	12	15	13	11 **	10 **	11	14	13		
	<i>Unweighted count</i>						301						2 641					
Army	Agree	77	78 **	75	73	73	64	63	60	66 **	61	66	65	62	67 **	63		
	Neutral	13	12 **	15	15	15	21	22	23	21	22	19	21	22	20	21		
	Disagree	10	10	10	12	11	15	15	17	14 **	17	14	14	16	13 **	16		
	<i>Unweighted count</i>						1 215						2 756					
RAF	Agree	76	77	78 **	71	72	70 **	71 **	72 **	65	66	71 **	73 **	74 **	67	67		
	Neutral	14	15	13	15	16	18	17	15	18	17	17	16	14 **	18	17		
	Disagree	10	8 **	10	14	12	12 **	12 **	13 **	16	17	12 **	11 **	12 **	16	16		
	<i>Unweighted count</i>						905						1 946					

** denotes the estimate is significantly different to the 2016 estimate (99% confidence level).

(1) new question in 2011. (2) minor wording change in 2015. (3) don't know option excluded from the analysis.

AFCAS 2016 Section 4 - Your Line Management

Source: Defence Statistics (Surveys)

Table B4.8 How strongly do you agree or disagree with the following statements about your immediate superior (Service or civilian)? Is someone I trust.

		Officers					Other Ranks					Total				
		2012	2013	2014	2015	2016	2012	2013	2014	2015	2016	2012	2013	2014	2015	2016
Tri-Service	Agree	73	75	62	62	64	64
	Neutral	15	14	20	22	20	21
	Disagree	12	10	17	16	16	15
	<i>Unweighted count</i>					3 370					9 073					12 443
Royal Navy	Agree	75	77	64	66	66	68
	Neutral	16	14	20	19	19	18
	Disagree	9	9	16	15	14	13
	<i>Unweighted count</i>					960					1 758					2 718
Royal Marines	Agree	80	79	64	64	66	66
	Neutral	13	13	23	24	22	23
	Disagree	6	8	13 **	11	12	11
	<i>Unweighted count</i>					298					2 633					2 931
Army	Agree	73	76	62	60	63	62
	Neutral	15	14	21	23	20	22
	Disagree	12	10	18	17	17	16
	<i>Unweighted count</i>					1 212					2 740					3 952
RAF	Agree	..	73	71	72	72	..	66	65	64	64	..	68	66	65	66
	Neutral	..	17	20	16	16	..	21	21	18	20	..	20	21	18	19
	Disagree	..	9	9	13	11	..	13	14	18	16	..	12 **	13	17	15
	<i>Unweighted count</i>					900					1 942					2 842

** denotes the estimate is significantly different to the 2016 estimate (99% confidence level).

(1) new question in 2013. (2) only asked of RAF prior to 2015. (3) minor wording change in 2015. (4) don't know option excluded from the analysis.

AFCAS 2016 Section 4 - Your Line Management

Source: Defence Statistics (Surveys)

Table B4.9 How strongly do you agree or disagree with the following statements about your immediate superior (Service or civilian)? Helps me to understand how I contribute to [Service] objectives.

		Officers					Other Ranks					Total				
		2012	2013	2014	2015	2016	2012	2013	2014	2015	2016	2012	2013	2014	2015	2016
Tri-Service	Agree	49	51	46	47	47	48
	Neutral	33	31	33	32	33	32
	Disagree	18	17	21	20	21	20
	<i>Unweighted count</i>					3 333					9 053					12 386
Royal Navy	Agree	49	52	42	46	44	47
	Neutral	33	31	34	32	34	32
	Disagree	17	17	24	22	22	21
	<i>Unweighted count</i>					948					1 747					2 695
Royal Marines	Agree	56	60	51	50	51	51
	Neutral	31	28	33	35	33	34
	Disagree	12	12	17	15	16	14
	<i>Unweighted count</i>					291					2 626					2 917
Army	Agree	51	54	49	48	49	49
	Neutral	32	31	32	32	32	32
	Disagree	16	15	20	20	19	19
	<i>Unweighted count</i>					1 207					2 747					3 954
RAF	Agree	44	46	41 **	46	42 **	46
	Neutral	33	33	35	32	34	33
	Disagree	23	21	24	22	24	22
	<i>Unweighted count</i>					887					1 933					2 820

** denotes the estimate is significantly different to the 2016 estimate (99% confidence level).

(1) new question in 2015. (2) don't know option excluded from the analysis.

AFCAS 2016 Section 4 - Your Line Management

Source: Defence Statistics (Surveys)

Table B4.10 How strongly do you agree or disagree with the following statements about your immediate superior (Service or civilian)? Helps me to understand how major change decisions will affect me.

		Officers					Other Ranks					Total				
		2012	2013	2014	2015	2016	2012	2013	2014	2015	2016	2012	2013	2014	2015	2016
Tri-Service	Agree	53	55	49	50	50	51
	Neutral	32	30	31	30	31	30
	Disagree	16	15	20	20	19	19
	<i>Unweighted count</i>					3 367					9 077					12 444
Royal Navy	Agree	52	56	47	48	48	50
	Neutral	31	30	32	31	32	31
	Disagree	17	14	21	21	20	20
	<i>Unweighted count</i>					957					1 751					2 708
Royal Marines	Agree	61	63	52	52	53	53
	Neutral	30	25	32	35	32	34
	Disagree	9	12	16 **	14	15	13
	<i>Unweighted count</i>					298					2 646					2 944
Army	Agree	54	56	50	51	51	52
	Neutral	32	30	30	30	30	30
	Disagree	15	15	19	19	19	18
	<i>Unweighted count</i>					1 212					2 744					3 956
RAF	Agree	50	51	46	48	46	49
	Neutral	33	32	31	29	31	30
	Disagree	17	17	23	22	22	21
	<i>Unweighted count</i>					900					1 936					2 836

** denotes the estimate is significantly different to the 2016 estimate (99% confidence level).

(1) new question in 2015. (2) don't know option excluded from the analysis.

AFCAS 2016 Section 4 - Your Line Management

Source: Defence Statistics (Surveys)

Table B4.11 How strongly do you agree or disagree with the following statements about your immediate superior (Service or civilian)? Works well with personnel from different backgrounds.

		Officers					Other Ranks					Total				
		2012	2013	2014	2015	2016	2012	2013	2014	2015	2016	2012	2013	2014	2015	2016
Tri-Service	Agree	75	76	70	70	71	71
	Neutral	15	16	20	21	19	20
	Disagree	10	9	10	10	10	9
	<i>Unweighted count</i>					3 335					9 005					12 340
Royal Navy	Agree	75	77	69 **	73	70 **	74
	Neutral	16	17	21	19	20	19
	Disagree	9	7	11	8	10 **	8
	<i>Unweighted count</i>					942					1 740					2 682
Royal Marines	Agree	82	79	66	67	67	68
	Neutral	11	15	25	26	23	24
	Disagree	7	7	10 **	8	9 **	7
	<i>Unweighted count</i>					301					2 624					2 925
Army	Agree	76	77	71	69	71	70
	Neutral	14	15	19	22	19	21
	Disagree	10	8	10	10	10	10
	<i>Unweighted count</i>					1 205					2 736					3 941
RAF	Agree	73	73	70	71	70	71
	Neutral	15	16	19	19	18	18
	Disagree	12	11	11	10	11	10
	<i>Unweighted count</i>					887					1 905					2 792

** denotes the estimate is significantly different to the 2016 estimate (99% confidence level).

(1) new question in 2015. (2) don't know option excluded from the analysis.

AFCAS 2016 Section 4 - Your Line Management

Source: Defence Statistics (Surveys)

Table B4.12 How strongly do you agree or disagree with the following statements about your immediate superior (Service or civilian)? I am satisfied with the leadership provided by my immediate supervisor.

		Officers					Other Ranks					Total				
		2012	2013	2014	2015	2016	2012	2013	2014	2015	2016	2012	2013	2014	2015	2016
Tri-Service	Agree	71 **	74	65	66	66	67
	Neutral	16	14	20	19	19	18
	Disagree	13	12	15	15	15	14
	<i>Unweighted count</i>					3 378					9 100					12 478
Royal Navy	Agree	73	77	68	70	69	72
	Neutral	15	14	18	17	17	16
	Disagree	12	10	14	13	14	12
	<i>Unweighted count</i>					961					1 759					2 720
Royal Marines	Agree	78	80	67	67	68	69
	Neutral	13	9	21	22	20	21
	Disagree	9	12	12 **	10	12	10
	<i>Unweighted count</i>					301					2 645					2 946
Army	Agree	71	75	64	65	65	66
	Neutral	16	14	21	20	21	19
	Disagree	13	12	14	15	14	15
	<i>Unweighted count</i>					1 215					2 757					3 972
RAF	Agree	68	70	65	67	66	68
	Neutral	16	16	18	18	18	17
	Disagree	15	14	17	15	17	15
	<i>Unweighted count</i>					901					1 939					2 840

** denotes the estimate is significantly different to the 2016 estimate (99% confidence level).

(1) new question in 2015. (2) don't know option excluded from the analysis.

AFCAS 2016 Section 4 - Your Line Management

Source: Defence Statistics (Surveys)

Table B4.13 How long have you worked with your Divisional Officer?

		Officers					Other Ranks					Total				
		2012	2013	2014	2015	2016	2012	2013	2014	2015	2016	2012	2013	2014	2015	2016
Tri-Service	0-3 months
	4+ months
	<i>Unweighted count</i>															
Royal Navy	0-3 months	21	26	24
	4+ months	79	74	76	
	<i>Unweighted count</i>					951				1 761					2 712	
Royal Marines	0-3 months
	4+ months
	<i>Unweighted count</i>															
Army	0-3 months
	4+ months
	<i>Unweighted count</i>															
RAF	0-3 months
	4+ months
	<i>Unweighted count</i>															

** denotes the estimate is significantly different to the 2016 estimate (99% confidence level).

(1) new question in 2016. (2) asked of RN only.

AFCAS 2016 Section 4 - Your Line Management

Source: Defence Statistics (Surveys)

Table B4.14 How strongly do you agree or disagree with the following statements? I trust my Divisional Officer to support me.

		Officers					Other Ranks					Total				
		2012	2013	2014	2015	2016	2012	2013	2014	2015	2016	2012	2013	2014	2015	2016
Tri-Service	Agree	
	Neutral	
	Disagree	
	<i>Unweighted count</i>															
Royal Navy	Agree	80	73	75
	Neutral	14	16	16
	Disagree	6	11	10
	<i>Unweighted count</i>					934					1 730					2 664
Royal Marines	Agree	
	Neutral	
	Disagree	
	<i>Unweighted count</i>															
Army	Agree	
	Neutral	
	Disagree	
	<i>Unweighted count</i>															
RAF	Agree	
	Neutral	
	Disagree	
	<i>Unweighted count</i>															

** denotes the estimate is significantly different to the 2016 estimate (99% confidence level).

(1) new question in 2016. (2) asked of RN only.

AFCAS 2016 Section 4 - Your Line Management

Source: Defence Statistics (Surveys)

Table B4.15 How strongly do you agree or disagree with the following statements? My Divisional Officer knows me well.

		Officers					Other Ranks					Total				
		2012	2013	2014	2015	2016	2012	2013	2014	2015	2016	2012	2013	2014	2015	2016
Tri-Service	Agree	
	Neutral	
	Disagree	
	<i>Unweighted count</i>															
Royal Navy	Agree	66	51	54
	Neutral	21	24	23
	Disagree	13	25	22
	<i>Unweighted count</i>					938					1 753					2 691
Royal Marines	Agree	
	Neutral	
	Disagree	
	<i>Unweighted count</i>															
Army	Agree	
	Neutral	
	Disagree	
	<i>Unweighted count</i>															
RAF	Agree	
	Neutral	
	Disagree	
	<i>Unweighted count</i>															

** denotes the estimate is significantly different to the 2016 estimate (99% confidence level).

(1) new question in 2016. (2) asked of RN only.

AFCAS 2016 Section 4 - Your Line Management

Source: Defence Statistics (Surveys)

Table B4.16 How long have you worked with your immediate chain of command?

		Officers					Other Ranks					Total				
		2012	2013	2014	2015	2016	2012	2013	2014	2015	2016	2012	2013	2014	2015	2016
Tri-Service	0-3 months
	4+ months
	<i>Unweighted count</i>															
Royal Navy	0-3 months
	4+ months
	<i>Unweighted count</i>															
Royal Marines	0-3 months	17	15	15
	4+ months	83	85	85
	<i>Unweighted count</i>					301					2 625					2 926
Army	0-3 months
	4+ months
	<i>Unweighted count</i>															
RAF	0-3 months
	4+ months
	<i>Unweighted count</i>															

** denotes the estimate is significantly different to the 2016 estimate (99% confidence level).

(1) new question in 2016. (2) asked of RM only.

AFCAS 2016 Section 4 - Your Line Management

Source: Defence Statistics (Surveys)

Table B4.17 How strongly do you agree or disagree with the following statements? I trust my immediate chain of command to support me.

		Officers					Other Ranks					Total				
		2012	2013	2014	2015	2016	2012	2013	2014	2015	2016	2012	2013	2014	2015	2016
Tri-Service	Agree	
	Neutral	
	Disagree	
	<i>Unweighted count</i>															
Royal Navy	Agree	
	Neutral	
	Disagree	
	<i>Unweighted count</i>															
Royal Marines	Agree	84	71	72
	Neutral	8	19	18
	Disagree	8	10	10
	<i>Unweighted count</i>					300					2 648					2 948
Army	Agree	
	Neutral	
	Disagree	
	<i>Unweighted count</i>															
RAF	Agree	
	Neutral	
	Disagree	
	<i>Unweighted count</i>															

** denotes the estimate is significantly different to the 2016 estimate (99% confidence level).

(1) new question in 2016. (2) asked of RM only.

AFCAS 2016 Section 4 - Your Line Management

Source: Defence Statistics (Surveys)

Table B4.18 How strongly do you agree or disagree with the following statements? My immediate chain of command knows me well.

		Officers					Other Ranks					Total				
		2012	2013	2014	2015	2016	2012	2013	2014	2015	2016	2012	2013	2014	2015	2016
Tri-Service	Agree	
	Neutral	
	Disagree	
	<i>Unweighted count</i>															
Royal Navy	Agree	
	Neutral	
	Disagree	
	<i>Unweighted count</i>															
Royal Marines	Agree	68	62	62
	Neutral	17	24	23
	Disagree	16	14	15
	<i>Unweighted count</i>					301					2 643					2 944
Army	Agree	
	Neutral	
	Disagree	
	<i>Unweighted count</i>															
RAF	Agree	
	Neutral	
	Disagree	
	<i>Unweighted count</i>															

** denotes the estimate is significantly different to the 2016 estimate (99% confidence level).

(1) new question in 2016. (2) asked of RM only.

AFCAS 2016 Section 4 - Your Line Management

Source: Defence Statistics (Surveys)

Table B4.1 How strongly do you agree or disagree with the following statements about your immediate superior (Service or civilian)? Understands and represents my interests.

		Officers: Margin of error +/-%					Other Ranks: Margin of error +/-%					Total: Margin of error +/-%				
		2012	2013	2014	2015	2016	2012	2013	2014	2015	2016	2012	2013	2014	2015	2016
Tri-Service	Agree	1.9	2.0	1.9	2.1	1.9	2.0	2.3	1.8	2.0	1.6	1.7	1.9	1.5	1.7	1.4
	Neutral	1.5	1.6	1.5	1.6	1.5	1.8	2.0	1.6	1.7	1.4	1.5	1.7	1.4	1.5	1.2
	Disagree	1.3	1.5	1.4	1.6	1.4	1.5	1.8	1.3	1.6	1.2	1.3	1.5	1.1	1.3	1.0
	<i>Unweighted count</i>															
Royal Navy	Agree	2.8	3.1	3.1	3.4	3.2	2.6	2.5	2.5	3.0	2.9	2.1	2.0	2.0	2.4	2.4
	Neutral	2.2	2.4	2.5	2.6	2.5	2.3	2.1	2.1	2.5	2.3	1.8	1.7	1.7	2.0	1.9
	Disagree	2.0	2.3	2.2	2.5	2.3	1.9	1.8	1.9	2.3	2.2	1.5	1.5	1.5	1.8	1.8
	<i>Unweighted count</i>															
Royal Marines	Agree	3.9	4.3	3.3	4.2	4.6	2.2	2.1	1.7	2.0	1.8	2.0	1.9	1.6	1.9	1.7
	Neutral	3.3	3.1	2.9	3.6	3.8	1.9	1.9	1.6	1.8	1.6	1.7	1.7	1.4	1.6	1.5
	Disagree	2.2	3.2	1.9	2.7	3.1	1.5	1.4	1.2	1.5	1.3	1.4	1.3	1.1	1.3	1.2
	<i>Unweighted count</i>															
Army	Agree	3.2	3.5	3.2	3.5	3.1	3.3	3.7	2.7	3.2	2.5	2.8	3.2	2.4	2.8	2.2
	Neutral	2.6	2.7	2.5	2.7	2.5	2.9	3.3	2.5	2.8	2.2	2.5	2.8	2.2	2.4	1.9
	Disagree	2.2	2.6	2.4	2.7	2.3	2.4	2.9	2.0	2.5	1.8	2.1	2.6	1.8	2.2	1.6
	<i>Unweighted count</i>															
RAF	Agree	3.0	2.9	3.2	3.3	3.6	2.3	2.6	2.7	2.7	2.8	1.9	2.1	2.2	2.2	2.3
	Neutral	2.4	2.3	2.6	2.5	2.8	1.9	2.1	2.2	2.2	2.2	1.6	1.7	1.8	1.8	1.8
	Disagree	2.2	1.9	2.2	2.5	2.7	1.6	1.8	2.0	2.0	2.1	1.3	1.5	1.6	1.7	1.8
	<i>Unweighted count</i>															

Key

	Margin of error less than 3%
	Margin of error 3% - 5%
	Margin of error 5% +

Margin of error is half the width of a 99% confidence interval. Darker colours indicate a greater degree of uncertainty in the estimate.

AFCAS 2016 Section 4 - Your Line Management

Source: Defence Statistics (Surveys)

Table B4.2 How strongly do you agree or disagree with the following statements about your immediate superior (Service or civilian)? Supports me in my job.

		Officers: Margin of error +/-%					Other Ranks: Margin of error +/-%					Total: Margin of error +/-%				
		2012	2013	2014	2015	2016	2012	2013	2014	2015	2016	2012	2013	2014	2015	2016
Tri-Service	Agree	1.7	1.8	1.8	1.9	1.8	1.9	2.2	1.7	2.0	1.6	1.6	1.9	1.5	1.7	1.3
	Neutral	1.3	1.4	1.4	1.6	1.4	1.7	2.0	1.5	1.7	1.3	1.4	1.7	1.3	1.4	1.1
	Disagree	1.1	1.3	1.2	1.3	1.2	1.3	1.5	1.2	1.4	1.1	1.1	1.3	1.0	1.2	0.9
	<i>Unweighted count</i>															
Royal Navy	Agree	2.5	2.9	2.8	3.1	2.8	2.4	2.3	2.3	2.8	2.7	2.0	1.9	1.9	2.3	2.2
	Neutral	2.1	2.3	2.2	2.5	2.2	2.1	2.0	2.0	2.2	2.2	1.7	1.6	1.6	1.8	1.8
	Disagree	1.7	2.0	2.0	2.1	2.0	1.6	1.6	1.6	2.0	1.9	1.3	1.3	1.3	1.6	1.5
	<i>Unweighted count</i>															
Royal Marines	Agree	3.5	3.8	2.9	3.6	4.1	2.1	2.0	1.7	1.9	1.8	1.9	1.8	1.5	1.8	1.6
	Neutral	2.9	3.1	2.5	3.1	3.2	1.8	1.8	1.5	1.7	1.6	1.6	1.7	1.4	1.6	1.5
	Disagree	2.1	2.4	1.8	1.9	2.9	1.3	1.2	1.1	1.3	1.1	1.2	1.1	1.0	1.1	1.0
	<i>Unweighted count</i>															
Army	Agree	2.9	3.2	2.9	3.3	2.8	3.1	3.6	2.7	3.1	2.4	2.7	3.1	2.3	2.7	2.1
	Neutral	2.3	2.5	2.3	2.7	2.4	2.8	3.3	2.4	2.7	2.1	2.4	2.8	2.1	2.3	1.8
	Disagree	2.0	2.3	2.1	2.2	1.8	2.1	2.4	1.8	2.2	1.6	1.8	2.1	1.6	1.9	1.4
	<i>Unweighted count</i>															
RAF	Agree	2.6	2.6	2.9	3.0	3.3	2.1	2.4	2.5	2.5	2.6	1.7	1.9	2.0	2.0	2.1
	Neutral	2.1	2.2	2.4	2.4	2.6	1.7	2.0	2.0	2.0	2.1	1.4	1.6	1.7	1.7	1.7
	Disagree	1.7	1.6	1.9	2.1	2.3	1.3	1.6	1.7	1.7	1.7	1.1	1.3	1.4	1.4	1.4
	<i>Unweighted count</i>															

Key

- Margin of error less than 3%
- Margin of error 3% - 5%
- Margin of error 5% +

Margin of error is half the width of a 99% confidence interval. Darker colours indicate a greater degree of uncertainty in the estimate.

AFCAS 2016 Section 4 - Your Line Management

Source: Defence Statistics (Surveys)

Table B4.3 How strongly do you agree or disagree with the following statements about your immediate superior (Service or civilian)? Sets a positive example.

		Officers: Margin of error +/-%					Other Ranks: Margin of error +/-%					Total: Margin of error +/-%				
		2012	2013	2014	2015	2016	2012	2013	2014	2015	2016	2012	2013	2014	2015	2016
Tri-Service	Agree	1.8	2.0	1.9	2.1	1.9	2.0	2.3	1.8	2.0	1.6	1.7	1.9	1.5	1.7	1.4
	Neutral	1.5	1.5	1.5	1.7	1.5	1.7	2.0	1.5	1.7	1.4	1.4	1.7	1.3	1.4	1.2
	Disagree	1.3	1.5	1.4	1.5	1.4	1.4	1.6	1.2	1.5	1.2	1.2	1.4	1.1	1.3	1.0
	<i>Unweighted count</i>															
Royal Navy	Agree	2.8	3.2	3.1	3.4	3.1	2.5	2.4	2.4	3.0	2.8	2.1	2.0	2.0	2.4	2.3
	Neutral	2.2	2.5	2.7	2.7	2.5	2.2	2.0	2.1	2.5	2.4	1.8	1.7	1.7	2.0	1.9
	Disagree	1.9	2.3	2.0	2.5	2.2	1.8	1.7	1.8	2.2	2.1	1.5	1.4	1.5	1.8	1.7
	<i>Unweighted count</i>															
Royal Marines	Agree	3.7	4.2	3.3	4.4	4.5	2.1	2.1	1.7	2.0	1.8	1.9	1.9	1.6	1.8	1.7
	Neutral	3.2	3.2	2.8	3.8	3.6	1.8	1.8	1.5	1.7	1.6	1.7	1.7	1.4	1.6	1.5
	Disagree	2.2	3.0	1.9	2.7	3.2	1.4	1.3	1.1	1.4	1.2	1.3	1.2	1.0	1.3	1.1
	<i>Unweighted count</i>															
Army	Agree	3.1	3.4	3.1	3.5	3.0	3.1	3.6	2.7	3.2	2.5	2.7	3.1	2.3	2.8	2.1
	Neutral	2.5	2.6	2.4	2.8	2.4	2.7	3.3	2.4	2.7	2.1	2.4	2.8	2.1	2.3	1.8
	Disagree	2.2	2.6	2.3	2.6	2.1	2.2	2.6	1.9	2.4	1.9	1.9	2.3	1.7	2.1	1.6
	<i>Unweighted count</i>															
RAF	Agree	3.1	3.0	3.4	3.4	3.5	2.4	2.6	2.7	2.8	2.8	2.0	2.1	2.3	2.3	2.3
	Neutral	2.5	2.5	2.8	2.7	2.8	1.9	2.2	2.3	2.2	2.3	1.6	1.8	1.9	1.8	1.9
	Disagree	2.3	2.0	2.4	2.6	2.7	1.7	1.8	2.0	2.2	2.2	1.4	1.5	1.6	1.8	1.8
	<i>Unweighted count</i>															

Key

- Margin of error less than 3%
- Margin of error 3% - 5%
- Margin of error 5% +

Margin of error is half the width of a 99% confidence interval. Darker colours indicate a greater degree of uncertainty in the estimate.

AFCAS 2016 Section 4 - Your Line Management

Source: Defence Statistics (Surveys)

Table B4.4 How strongly do you agree or disagree with the following statements about your immediate superior (Service or civilian)? Encourages me to develop my skills.

		Officers: Margin of error +/-%					Other Ranks: Margin of error +/-%					Total: Margin of error +/-%				
		2012	2013	2014	2015	2016	2012	2013	2014	2015	2016	2012	2013	2014	2015	2016
Tri-Service	Agree	2.0	2.2	2.1	2.2	2.0	2.0	2.3	1.8	2.0	1.6	1.7	1.9	1.5	1.7	1.4
	Neutral	1.7	1.9	1.8	1.9	1.8	1.8	2.0	1.6	1.7	1.4	1.5	1.7	1.3	1.4	1.2
	Disagree	1.4	1.5	1.4	1.5	1.4	1.4	1.7	1.3	1.5	1.2	1.2	1.4	1.1	1.3	1.0
	<i>Unweighted count</i>															
Royal Navy	Agree	3.1	3.5	3.4	3.6	3.4	2.6	2.5	2.5	3.0	2.9	2.2	2.1	2.1	2.5	2.4
	Neutral	2.7	3.1	3.0	3.2	2.9	2.3	2.2	2.2	2.5	2.4	1.9	1.8	1.8	2.0	2.0
	Disagree	2.1	2.4	2.2	2.4	2.3	1.9	1.8	1.8	2.3	2.1	1.6	1.5	1.5	1.8	1.7
	<i>Unweighted count</i>															
Royal Marines	Agree	4.5	4.5	3.8	4.8	5.3	2.2	2.1	1.7	2.0	1.8	2.0	1.9	1.6	1.9	1.7
	Neutral	3.9	3.9	3.4	4.3	4.6	2.0	1.9	1.6	1.8	1.6	1.8	1.8	1.4	1.7	1.5
	Disagree	2.8	2.9	2.3	2.7	3.5	1.4	1.3	1.1	1.4	1.2	1.3	1.2	1.0	1.2	1.1
	<i>Unweighted count</i>															
Army	Agree	3.4	3.7	3.4	3.7	3.3	3.2	3.6	2.7	3.2	2.5	2.8	3.2	2.4	2.8	2.1
	Neutral	3.0	3.2	3.0	3.2	2.9	2.8	3.2	2.4	2.6	2.1	2.5	2.8	2.1	2.3	1.8
	Disagree	2.3	2.7	2.4	2.5	2.2	2.2	2.7	2.0	2.4	1.8	1.9	2.3	1.7	2.1	1.5
	<i>Unweighted count</i>															
RAF	Agree	3.3	3.2	3.5	3.5	3.8	2.3	2.6	2.7	2.7	2.7	2.0	2.2	2.3	2.2	2.3
	Neutral	2.8	2.9	3.0	3.1	3.2	2.0	2.3	2.3	2.3	2.3	1.7	1.9	1.9	1.9	2.0
	Disagree	2.3	2.0	2.4	2.4	2.6	1.6	1.8	1.9	1.9	1.9	1.3	1.4	1.6	1.6	1.6
	<i>Unweighted count</i>															

Key

- Margin of error less than 3%
- Margin of error 3% - 5%
- Margin of error 5% +

Margin of error is half the width of a 99% confidence interval. Darker colours indicate a greater degree of uncertainty in the estimate.

AFCAS 2016 Section 4 - Your Line Management

Source: Defence Statistics (Surveys)

Table B4.5 How strongly do you agree or disagree with the following statements about your immediate superior (Service or civilian)? Is supportive over work/life balance issues.

		Officers: Margin of error +/-%					Other Ranks: Margin of error +/-%					Total: Margin of error +/-%				
		2012	2013	2014	2015	2016	2012	2013	2014	2015	2016	2012	2013	2014	2015	2016
Tri-Service	Agree	1.9	2.1	2.1	2.1	2.0	2.0	2.3	1.8	2.0	1.6	1.7	1.9	1.5	1.7	1.4
	Neutral	1.6	1.6	1.7	1.7	1.7	1.8	2.0	1.6	1.7	1.4	1.5	1.7	1.4	1.4	1.2
	Disagree	1.4	1.5	1.5	1.5	1.4	1.5	1.9	1.4	1.6	1.3	1.3	1.6	1.2	1.4	1.1
	<i>Unweighted count</i>															
Royal Navy	Agree	2.9	3.1	3.1	3.3	3.1	2.6	2.5	2.5	3.1	2.9	2.1	2.0	2.0	2.5	2.4
	Neutral	2.4	2.6	2.5	2.8	2.6	2.2	2.1	2.1	2.5	2.4	1.8	1.7	1.7	2.0	2.0
	Disagree	1.9	2.1	2.3	2.1	2.1	2.0	1.9	2.0	2.4	2.2	1.6	1.6	1.6	1.9	1.8
	<i>Unweighted count</i>															
Royal Marines	Agree	3.8	4.3	3.2	4.3	4.4	2.2	2.1	1.7	2.0	1.8	2.0	1.9	1.6	1.9	1.7
	Neutral	3.3	3.5	2.7	3.4	3.7	1.9	1.9	1.6	1.7	1.6	1.8	1.7	1.4	1.6	1.5
	Disagree	2.2	2.8	2.0	3.1	2.8	1.5	1.4	1.2	1.5	1.3	1.3	1.3	1.1	1.4	1.2
	<i>Unweighted count</i>															
Army	Agree	3.4	3.6	3.5	3.6	3.3	3.3	3.7	2.8	3.2	2.5	2.9	3.2	2.4	2.8	2.2
	Neutral	2.7	2.8	2.8	2.9	2.8	2.8	3.2	2.5	2.7	2.2	2.5	2.8	2.2	2.3	1.9
	Disagree	2.5	2.8	2.7	2.7	2.3	2.5	3.0	2.1	2.6	1.9	2.1	2.6	1.8	2.2	1.7
	<i>Unweighted count</i>															
RAF	Agree	3.1	3.0	3.3	3.4	3.6	2.4	2.6	2.7	2.7	2.8	2.0	2.2	2.2	2.2	2.3
	Neutral	2.5	2.5	2.8	2.9	3.1	1.9	2.2	2.2	2.2	2.3	1.6	1.8	1.8	1.8	1.9
	Disagree	2.2	1.9	2.3	2.3	2.4	1.7	1.9	2.0	2.0	2.0	1.4	1.5	1.6	1.6	1.6
	<i>Unweighted count</i>															

Key

- Margin of error less than 3%
- Margin of error 3% - 5%
- Margin of error 5% +

Margin of error is half the width of a 99% confidence interval. Darker colours indicate a greater degree of uncertainty in the estimate.

AFCAS 2016 Section 4 - Your Line Management

Source: Defence Statistics (Surveys)

Table B4.6 How strongly do you agree or disagree with the following statements about your immediate superior (Service or civilian)? Provides regular feedback on my performance.

		Officers: Margin of error +/-%					Other Ranks: Margin of error +/-%					Total: Margin of error +/-%				
		2012	2013	2014	2015	2016	2012	2013	2014	2015	2016	2012	2013	2014	2015	2016
Tri-Service	Agree	2.3	2.2	2.1	1.7	1.8	1.5
	Neutral	2.1	2.0	1.9	1.5	1.6	1.3
	Disagree	1.9	1.8	1.7	1.4	1.4	1.2
	<i>Unweighted count</i>															
Royal Navy	Agree	3.9	3.7	3.2	3.1	2.6	2.5
	Neutral	3.5	3.2	2.8	2.7	2.3	2.2
	Disagree	3.3	3.0	2.6	2.5	2.1	2.1
	<i>Unweighted count</i>															
Royal Marines	Agree	5.4	5.7	2.1	1.9	2.0	1.8
	Neutral	4.9	5.0	1.9	1.8	1.8	1.7
	Disagree	4.3	4.8	1.5	1.4	1.5	1.3
	<i>Unweighted count</i>															
Army	Agree	3.9	3.6	3.3	2.6	2.9	2.2
	Neutral	3.6	3.2	3.0	2.3	2.6	2.0
	Disagree	3.3	3.0	2.6	2.1	2.3	1.8
	<i>Unweighted count</i>															
RAF	Agree	3.8	4.1	2.9	3.0	2.4	2.5
	Neutral	3.3	3.7	2.6	2.7	2.1	2.2
	Disagree	3.1	3.3	2.5	2.5	2.0	2.1
	<i>Unweighted count</i>															

Key

- Margin of error less than 3%
- Margin of error 3% - 5%
- Margin of error 5% +

Margin of error is half the width of a 99% confidence interval. Darker colours indicate a greater degree of uncertainty in the estimate.

AFCAS 2016 Section 4 - Your Line Management

Source: Defence Statistics (Surveys)

Table B4.7 How strongly do you agree or disagree with the following statements about your immediate superior (Service or civilian)? Tells me what's going on at work.

		Officers: Margin of error +/-%					Other Ranks: Margin of error +/-%					Total: Margin of error +/-%				
		2012	2013	2014	2015	2016	2012	2013	2014	2015	2016	2012	2013	2014	2015	2016
Tri-Service	Agree	1.9	1.9	1.9	2.1	2.0	2.0	2.3	1.8	2.0	1.7	1.7	1.9	1.5	1.7	1.4
	Neutral	1.5	1.5	1.6	1.7	1.6	1.7	2.0	1.5	1.7	1.4	1.5	1.6	1.3	1.4	1.2
	Disagree	1.3	1.4	1.3	1.5	1.4	1.5	1.7	1.4	1.4	1.3	1.3	1.4	1.1	1.2	1.1
	<i>Unweighted count</i>															
Royal Navy	Agree	2.8	3.2	3.1	3.6	3.3	2.5	2.4	2.4	3.0	2.9	2.1	2.0	2.0	2.5	2.4
	Neutral	2.3	2.6	2.7	2.9	2.6	2.2	2.1	2.0	2.5	2.3	1.8	1.7	1.7	2.0	1.9
	Disagree	1.9	2.2	2.0	2.6	2.4	1.8	1.7	1.8	2.3	2.3	1.5	1.4	1.5	1.9	1.8
	<i>Unweighted count</i>															
Royal Marines	Agree	3.6	3.8	3.2	4.2	4.8	2.2	2.1	1.7	2.0	1.9	2.0	1.9	1.6	1.9	1.7
	Neutral	3.2	2.8	2.7	3.5	4.1	1.9	1.9	1.5	1.8	1.7	1.7	1.7	1.4	1.6	1.5
	Disagree	2.0	2.7	1.9	2.6	3.0	1.5	1.4	1.2	1.5	1.3	1.4	1.3	1.1	1.4	1.2
	<i>Unweighted count</i>															
Army	Agree	3.2	3.3	3.2	3.5	3.2	3.2	3.6	2.7	3.1	2.5	2.8	3.1	2.4	2.7	2.2
	Neutral	2.5	2.6	2.6	2.9	2.6	2.8	3.1	2.4	2.7	2.1	2.4	2.7	2.1	2.4	1.9
	Disagree	2.3	2.4	2.3	2.5	2.3	2.4	2.7	2.1	2.2	1.9	2.1	2.4	1.8	1.9	1.7
	<i>Unweighted count</i>															
RAF	Agree	3.2	3.1	3.2	3.4	3.7	2.4	2.6	2.7	2.7	2.9	2.0	2.1	2.2	2.3	2.4
	Neutral	2.6	2.6	2.6	2.7	3.0	2.0	2.1	2.1	2.2	2.3	1.7	1.8	1.8	1.8	1.9
	Disagree	2.2	2.0	2.3	2.6	2.7	1.7	1.9	2.1	2.1	2.3	1.4	1.5	1.7	1.8	1.9
	<i>Unweighted count</i>															

Key

- Margin of error less than 3%
- Margin of error 3% - 5%
- Margin of error 5% +

Margin of error is half the width of a 99% confidence interval. Darker colours indicate a greater degree of uncertainty in the estimate.

AFCAS 2016 Section 4 - Your Line Management

Source: Defence Statistics (Surveys)

Table B4.8 How strongly do you agree or disagree with the following statements about your immediate superior (Service or civilian)? Is someone I trust.

		Officers: Margin of error +/-%					Other Ranks: Margin of error +/-%					Total: Margin of error +/-%				
		2012	2013	2014	2015	2016	2012	2013	2014	2015	2016	2012	2013	2014	2015	2016
Tri-Service	Agree	2.1	1.9	2.1	1.7	1.7	1.4
	Neutral	1.7	1.6	1.7	1.4	1.5	1.2
	Disagree	1.5	1.4	1.6	1.3	1.4	1.1
	<i>Unweighted count</i>															
Royal Navy	Agree	3.4	3.2	3.1	3.0	2.5	2.4
	Neutral	2.9	2.6	2.5	2.5	2.1	2.0
	Disagree	2.3	2.2	2.4	2.3	1.9	1.8
	<i>Unweighted count</i>															
Royal Marines	Agree	4.3	4.7	2.0	1.8	1.9	1.7
	Neutral	3.7	3.9	1.8	1.7	1.6	1.5
	Disagree	2.6	3.1	1.4	1.2	1.3	1.1
	<i>Unweighted count</i>															
Army	Agree	3.5	3.1	3.2	2.5	2.8	2.2
	Neutral	2.9	2.5	2.7	2.2	2.4	1.9
	Disagree	2.6	2.2	2.6	2.0	2.2	1.7
	<i>Unweighted count</i>															
RAF	Agree	..	3.2	3.6	3.4	3.7	..	2.7	2.9	2.8	2.9	..	2.2	2.4	2.3	2.4
	Neutral	..	2.8	3.1	2.7	3.0	..	2.3	2.4	2.2	2.4	..	1.9	2.0	1.8	2.0
	Disagree	..	2.1	2.2	2.5	2.6	..	2.0	2.2	2.2	2.2	..	1.6	1.7	1.8	1.8
	<i>Unweighted count</i>															

Key

	Margin of error less than 3%
	Margin of error 3% - 5%
	Margin of error 5% +

Margin of error is half the width of a 99% confidence interval. Darker colours indicate a greater degree of uncertainty in the estimate.

AFCAS 2016 Section 4 - Your Line Management

Source: Defence Statistics (Surveys)

Table B4.9 How strongly do you agree or disagree with the following statements about your immediate superior (Service or civilian)? Helps me to understand how I contribute to [Service] objectives.

		Officers: Margin of error +/-%					Other Ranks: Margin of error +/-%					Total: Margin of error +/-%				
		2012	2013	2014	2015	2016	2012	2013	2014	2015	2016	2012	2013	2014	2015	2016
Tri-Service	Agree	2.3	2.2	2.1	1.7	1.8	1.5
	Neutral	2.2	2.1	1.9	1.6	1.7	1.4
	Disagree	1.8	1.7	1.7	1.4	1.5	1.2
	<i>Unweighted count</i>															
Royal Navy	Agree	4.0	3.8	3.1	3.1	2.6	2.5
	Neutral	3.7	3.5	3.0	2.9	2.5	2.4
	Disagree	3.0	2.9	2.8	2.6	2.2	2.1
	<i>Unweighted count</i>															
Royal Marines	Agree	5.5	5.7	2.1	1.9	2.0	1.8
	Neutral	5.1	5.2	2.0	1.8	1.9	1.7
	Disagree	3.6	3.8	1.6	1.4	1.5	1.3
	<i>Unweighted count</i>															
Army	Agree	4.0	3.6	3.3	2.6	2.9	2.2
	Neutral	3.7	3.3	3.1	2.4	2.7	2.1
	Disagree	2.9	2.6	2.7	2.1	2.3	1.8
	<i>Unweighted count</i>															
RAF	Agree	3.8	4.1	2.9	3.0	2.4	2.5
	Neutral	3.6	3.9	2.7	2.8	2.3	2.4
	Disagree	3.2	3.4	2.5	2.5	2.1	2.1
	<i>Unweighted count</i>															

Key

- Margin of error less than 3%
- Margin of error 3% - 5%
- Margin of error 5% +

Margin of error is half the width of a 99% confidence interval. Darker colours indicate a greater degree of uncertainty in the estimate.

AFCAS 2016 Section 4 - Your Line Management

Source: Defence Statistics (Surveys)

Table B4.10 How strongly do you agree or disagree with the following statements about your immediate superior (Service or civilian)? Helps me to understand how major change decisions will affect me.

		Officers: Margin of error +/-%					Other Ranks: Margin of error +/-%					Total: Margin of error +/-%				
		2012	2013	2014	2015	2016	2012	2013	2014	2015	2016	2012	2013	2014	2015	2016
Tri-Service	Agree	2.3	2.2	2.1	1.7	1.8	1.5
	Neutral	2.2	2.0	1.9	1.6	1.6	1.3
	Disagree	1.7	1.6	1.7	1.4	1.4	1.2
	<i>Unweighted count</i>															
Royal Navy	Agree	4.0	3.8	3.2	3.1	2.6	2.5
	Neutral	3.7	3.5	3.0	2.8	2.4	2.3
	Disagree	3.0	2.7	2.6	2.6	2.1	2.1
	<i>Unweighted count</i>															
Royal Marines	Agree	5.3	5.5	2.1	1.9	2.0	1.8
	Neutral	5.0	5.0	2.0	1.8	1.8	1.7
	Disagree	3.1	3.7	1.6	1.3	1.4	1.2
	<i>Unweighted count</i>															
Army	Agree	3.9	3.6	3.3	2.6	2.9	2.2
	Neutral	3.7	3.3	3.0	2.3	2.6	2.0
	Disagree	2.8	2.5	2.7	2.0	2.3	1.8
	<i>Unweighted count</i>															
RAF	Agree	3.8	4.1	2.9	3.0	2.4	2.5
	Neutral	3.6	3.8	2.7	2.7	2.2	2.3
	Disagree	2.8	3.1	2.5	2.5	2.0	2.1
	<i>Unweighted count</i>															

Key

- Margin of error less than 3%
- Margin of error 3% - 5%
- Margin of error 5% +

Margin of error is half the width of a 99% confidence interval. Darker colours indicate a greater degree of uncertainty in the estimate.

AFCAS 2016 Section 4 - Your Line Management

Source: Defence Statistics (Surveys)

Table B4.11 How strongly do you agree or disagree with the following statements about your immediate superior (Service or civilian)? Works well with personnel from different backgrounds.

		Officers: Margin of error +/-%					Other Ranks: Margin of error +/-%					Total: Margin of error +/-%				
		2012	2013	2014	2015	2016	2012	2013	2014	2015	2016	2012	2013	2014	2015	2016
Tri-Service	Agree	2.0	1.9	1.9	1.6	1.6	1.3
	Neutral	1.7	1.6	1.7	1.4	1.4	1.2
	Disagree	1.5	1.3	1.3	1.0	1.1	0.9
	<i>Unweighted count</i>															
Royal Navy	Agree	3.5	3.3	3.0	2.8	2.4	2.3
	Neutral	3.0	2.9	2.6	2.4	2.1	2.0
	Disagree	2.3	1.9	2.0	1.7	1.6	1.4
	<i>Unweighted count</i>															
Royal Marines	Agree	4.2	4.7	2.0	1.8	1.9	1.7
	Neutral	3.4	4.0	1.8	1.7	1.7	1.6
	Disagree	2.8	2.8	1.3	1.0	1.2	1.0
	<i>Unweighted count</i>															
Army	Agree	3.4	3.0	3.0	2.4	2.6	2.1
	Neutral	2.8	2.6	2.6	2.1	2.3	1.8
	Disagree	2.4	2.0	2.0	1.6	1.7	1.4
	<i>Unweighted count</i>															
RAF	Agree	3.4	3.7	2.7	2.7	2.2	2.3
	Neutral	2.7	3.0	2.2	2.3	1.9	1.9
	Disagree	2.5	2.6	1.8	1.8	1.5	1.6
	<i>Unweighted count</i>															

Key

- Margin of error less than 3%
- Margin of error 3% - 5%
- Margin of error 5% +

Margin of error is half the width of a 99% confidence interval. Darker colours indicate a greater degree of uncertainty in the estimate.

AFCAS 2016 Section 4 - Your Line Management

Source: Defence Statistics (Surveys)

Table B4.12 How strongly do you agree or disagree with the following statements about your immediate superior (Service or civilian)? I am satisfied with the leadership provided by my immediate supervisor.

		Officers: Margin of error +/-%					Other Ranks: Margin of error +/-%					Total: Margin of error +/-%				
		2012	2013	2014	2015	2016	2012	2013	2014	2015	2016	2012	2013	2014	2015	2016
Tri-Service	Agree	2.1	2.0	2.0	1.6	1.7	1.4
	Neutral	1.7	1.6	1.7	1.4	1.5	1.2
	Disagree	1.6	1.5	1.5	1.2	1.3	1.0
	<i>Unweighted count</i>															
Royal Navy	Agree	3.5	3.2	3.0	2.8	2.4	2.3
	Neutral	2.8	2.6	2.4	2.3	2.0	1.9
	Disagree	2.6	2.3	2.3	2.1	1.8	1.7
	<i>Unweighted count</i>															
Royal Marines	Agree	4.5	4.6	2.0	1.8	1.8	1.7
	Neutral	3.6	3.2	1.7	1.6	1.6	1.5
	Disagree	3.1	3.7	1.4	1.2	1.3	1.1
	<i>Unweighted count</i>															
Army	Agree	3.6	3.1	3.2	2.5	2.8	2.1
	Neutral	2.9	2.5	2.8	2.1	2.4	1.8
	Disagree	2.7	2.3	2.3	1.8	2.0	1.6
	<i>Unweighted count</i>															
RAF	Agree	3.5	3.7	2.7	2.8	2.3	2.4
	Neutral	2.8	2.9	2.2	2.3	1.8	1.9
	Disagree	2.7	2.9	2.2	2.2	1.8	1.8
	<i>Unweighted count</i>															

Key

- Margin of error less than 3%
- Margin of error 3% - 5%
- Margin of error 5% +

Margin of error is half the width of a 99% confidence interval. Darker colours indicate a greater degree of uncertainty in the estimate.

AFCAS 2016 Section 4 - Your Line Management

Source: Defence Statistics (Surveys)

Table B4.13 How long have you worked with your Divisional Officer?

		Officers: Margin of error +/-%					Other Ranks: Margin of error +/-%					Total: Margin of error +/-%				
		2012	2013	2014	2015	2016	2012	2013	2014	2015	2016	2012	2013	2014	2015	2016
Tri-Service	0-3 months
	4+ months
	<i>Unweighted count</i>															
Royal Navy	0-3 months	3.1	2.7	2.2
	4+ months	3.1	2.7	2.2
	<i>Unweighted count</i>															
Royal Marines	0-3 months
	4+ months
	<i>Unweighted count</i>															
Army	0-3 months
	4+ months
	<i>Unweighted count</i>															
RAF	0-3 months
	4+ months
	<i>Unweighted count</i>															

Key

- Margin of error less than 3%
- Margin of error 3% - 5%
- Margin of error 5% +

Margin of error is half the width of a 99% confidence interval. Darker colours indicate a greater degree of uncertainty in the estimate.

AFCAS 2016 Section 4 - Your Line Management

Source: Defence Statistics (Surveys)

Table B4.14 How strongly do you agree or disagree with the following statements? I trust my Divisional Officer to support me.

		Officers: Margin of error +/-%					Other Ranks: Margin of error +/-%					Total: Margin of error +/-%				
		2012	2013	2014	2015	2016	2012	2013	2014	2015	2016	2012	2013	2014	2015	2016
Tri-Service	Agree
	Neutral
	Disagree
	<i>Unweighted count</i>															
Royal Navy	Agree	3.1	2.8	2.3
	Neutral	2.6	2.3	1.9
	Disagree	1.9	2.0	1.6
	<i>Unweighted count</i>															
Royal Marines	Agree
	Neutral
	Disagree
	<i>Unweighted count</i>															
Army	Agree
	Neutral
	Disagree
	<i>Unweighted count</i>															
RAF	Agree
	Neutral
	Disagree
	<i>Unweighted count</i>															

Key

- Margin of error less than 3%
- Margin of error 3% - 5%
- Margin of error 5% +

Margin of error is half the width of a 99% confidence interval. Darker colours indicate a greater degree of uncertainty in the estimate.

AFCAS 2016 Section 4 - Your Line Management

Source: Defence Statistics (Surveys)

Table B4.15 How strongly do you agree or disagree with the following statements? My Divisional Officer knows me well.

		Officers: Margin of error +/-%					Other Ranks: Margin of error +/-%					Total: Margin of error +/-%				
		2012	2013	2014	2015	2016	2012	2013	2014	2015	2016	2012	2013	2014	2015	2016
Tri-Service	Agree
	Neutral
	Disagree
	<i>Unweighted count</i>															
Royal Navy	Agree	3.6	3.1	2.5
	Neutral	3.1	2.7	2.2
	Disagree	2.6	2.7	2.2
	<i>Unweighted count</i>															
Royal Marines	Agree
	Neutral
	Disagree
	<i>Unweighted count</i>															
Army	Agree
	Neutral
	Disagree
	<i>Unweighted count</i>															
RAF	Agree
	Neutral
	Disagree
	<i>Unweighted count</i>															

Key

- Margin of error less than 3%
- Margin of error 3% - 5%
- Margin of error 5% +

Margin of error is half the width of a 99% confidence interval. Darker colours indicate a greater degree of uncertainty in the estimate.

AFCAS 2016 Section 4 - Your Line Management

Source: Defence Statistics (Surveys)

Table B4.16 How long have you worked with your immediate chain of command?

		Officers: Margin of error +/-%					Other Ranks: Margin of error +/-%					Total: Margin of error +/-%				
		2012	2013	2014	2015	2016	2012	2013	2014	2015	2016	2012	2013	2014	2015	2016
Tri-Service	0-3 months
	4+ months
	<i>Unweighted count</i>															
Royal Navy	0-3 months
	4+ months
	<i>Unweighted count</i>															
Royal Marines	0-3 months	4.3	1.4	1.3
	4+ months	4.3	1.4	1.3
	<i>Unweighted count</i>															
Army	0-3 months
	4+ months
	<i>Unweighted count</i>															
RAF	0-3 months
	4+ months
	<i>Unweighted count</i>															

Key

- Margin of error less than 3%
- Margin of error 3% - 5%
- Margin of error 5% +

Margin of error is half the width of a 99% confidence interval. Darker colours indicate a greater degree of uncertainty in the estimate.

AFCAS 2016 Section 4 - Your Line Management

Source: Defence Statistics (Surveys)

Table B4.17 How strongly do you agree or disagree with the following statements? I trust my immediate chain of command to support me.

		Officers: Margin of error +/-%					Other Ranks: Margin of error +/-%					Total: Margin of error +/-%				
		2012	2013	2014	2015	2016	2012	2013	2014	2015	2016	2012	2013	2014	2015	2016
Tri-Service	Agree
	Neutral
	Disagree
	<i>Unweighted count</i>															
Royal Navy	Agree
	Neutral
	Disagree
	<i>Unweighted count</i>															
Royal Marines	Agree	4.2	1.8	1.6
	Neutral	3.2	1.5	1.4
	Disagree	3.0	1.2	1.1
	<i>Unweighted count</i>															
Army	Agree
	Neutral
	Disagree
	<i>Unweighted count</i>															
RAF	Agree
	Neutral
	Disagree
	<i>Unweighted count</i>															

Key

- Margin of error less than 3%
- Margin of error 3% - 5%
- Margin of error 5% +

Margin of error is half the width of a 99% confidence interval. Darker colours indicate a greater degree of uncertainty in the estimate.

AFCAS 2016 Section 4 - Your Line Management

Source: Defence Statistics (Surveys)

Table B4.18 How strongly do you agree or disagree with the following statements? My immediate chain of command knows me well.

		Officers: Margin of error +/-%					Other Ranks: Margin of error +/-%					Total: Margin of error +/-%				
		2012	2013	2014	2015	2016	2012	2013	2014	2015	2016	2012	2013	2014	2015	2016
Tri-Service	Agree
	Neutral
	Disagree
	<i>Unweighted count</i>															
Royal Navy	Agree
	Neutral
	Disagree
	<i>Unweighted count</i>															
Royal Marines	Agree	5.3	1.9	1.8
	Neutral	4.2	1.6	1.5
	Disagree	4.2	1.4	1.3
	<i>Unweighted count</i>															
Army	Agree
	Neutral
	Disagree
	<i>Unweighted count</i>															
RAF	Agree
	Neutral
	Disagree
	<i>Unweighted count</i>															

Key

	Margin of error less than 3%
	Margin of error 3% - 5%
	Margin of error 5% +

Margin of error is half the width of a 99% confidence interval. Darker colours indicate a greater degree of uncertainty in the estimate.

AFCAS 2016 Section 5 - Senior Leadership

Source: Defence Statistics (Surveys)

Table B5.1 How strongly do you agree or disagree with the following statements about the senior leaders of the [Service] (i.e. Commodore/Brigadier/Air Commodore and above)? They understand and represent my interests.

		Officers					Other Ranks					Total						
		2012	2013	2014	2015	2016	2012	2013	2014	2015	2016	2012	2013	2014	2015	2016		
Tri-Service	Agree	39 **	37 **	37 **	32	32	27	24	23 **	24	25	29 **	26	25	26	26		
	Neutral	30	30	29	32	31	35	35	35	37 **	34	34	34	34	36 **	33		
	Disagree	31 **	33 **	34	36	37	38	41	42	39	41	37 **	39	41	39	40		
	<i>Unweighted count</i>						3 308						8 519					
Royal Navy	Agree	34	36 **	37 **	31	30	20	20	17	19	20	23	23	22	22	22		
	Neutral	33	32	31	31	32	34 **	34	31	30	30	34 **	34	31	30	31		
	Disagree	33 **	33	32 **	38	38	46 **	46	52	51	50	43 **	43 **	47	48	47		
	<i>Unweighted count</i>						945						1 679					
Royal Marines	Agree	77 **	66	73 **	66	64	38 **	39 **	37 **	34	33	42 **	42 **	41 **	37	36		
	Neutral	15 **	21	17	20	22	35 **	36 **	36 **	38	40	33 **	34 **	34 **	36	38		
	Disagree	7 **	13	9	14	14	27	25	27	28	27	25	24	25	26	26		
	<i>Unweighted count</i>						292						2 491					
Army	Agree	45 **	41 **	39 **	34	33	31	26	26	28	29	33 **	28	28	29	29		
	Neutral	27	26	26 **	30	31	35	35	36	38	35	34	34	35	37	34		
	Disagree	28 **	33	35	36	37	34	39	38	34	37	33 **	38	38	35	37		
	<i>Unweighted count</i>						1 184						2 559					
RAF	Agree	27	29	30	26	28	15	17	15	16	17	18	20	18	18	19		
	Neutral	35	37	33	38	33	35	37 **	35	38 **	32	35	37 **	35	38 **	32		
	Disagree	38	35	37	36	39	49	46 **	50	46 **	51	47	43 **	47	44 **	48		
	<i>Unweighted count</i>						887						1 790					

** denotes the estimate is significantly different to the 2016 estimate (99% confidence level).

(1) don't know option added in 2010. (2) minor wording difference for Army prior to 2015. (3) minor wording change in 2015. (4) don't know option excluded from the analysis.

AFCAS 2016 Section 5 - Senior Leadership

Source: Defence Statistics (Surveys)

Table B5.2 How strongly do you agree or disagree with the following statements about the senior leaders of the [Service] (i.e. Commodore/Brigadier/Air Commodore and above)? They are keen to listen to Service people's feedback.

Percentages

		Officers					Other Ranks					Total				
		2012	2013	2014	2015	2016	2012	2013	2014	2015	2016	2012	2013	2014	2015	2016
Tri-Service	Agree	50	49	36	35	38	38
	Neutral	24	23	33	32	31	31
	Disagree	26	28	32	32	31	32
	<i>Unweighted count</i>					3 318					8 522					11 840
Royal Navy	Agree	55	52	31	34	37	38
	Neutral	22	23	27	27	25	27
	Disagree	24	25	42	38	38	35
	<i>Unweighted count</i>					952					1 684					2 636
Royal Marines	Agree	72	71	41	40	44	43
	Neutral	17	20	36	37	33	35
	Disagree	10	9	24	24	22	22
	<i>Unweighted count</i>					292					2 494					2 786
Army	Agree	49	48	37	37	39	39
	Neutral	24	22	34	34	32	32
	Disagree	27	30	29	29	29	29
	<i>Unweighted count</i>					1 182					2 544					3 726
RAF	Agree	47	45	34	30	37	34
	Neutral	28	26	32	30	32	29
	Disagree	25	28	34 **	40	32 **	37
	<i>Unweighted count</i>					892					1 800					2 692

** denotes the estimate is significantly different to the 2016 estimate (99% confidence level).

(1) similar to A144 prior to 2015 but substantial wording change required new question. (2) don't know option excluded from the analysis.

AFCAS 2016 Section 5 - Senior Leadership

Source: Defence Statistics (Surveys)

Table B5.3 How strongly do you agree or disagree with the following statements about the senior leaders of the [Service] (i.e. Commodore/Brigadier/Air Commodore and above)? They champion the [Service's] interests in Tri-Service issues.

Percentages

		Officers					Other Ranks					Total				
		2012	2013	2014	2015	2016	2012	2013	2014	2015	2016	2012	2013	2014	2015	2016
Tri-Service	Agree	51 **	56	35	35	38	39
	Neutral	30 **	27	42	41	40	38
	Disagree	19	17	23	24	23	23
	<i>Unweighted count</i>					3 226					8 217					11 443
Royal Navy	Agree	47 **	54	30	32	34	37
	Neutral	28	25	37	38	34	35
	Disagree	25	21	33	31	31	28
	<i>Unweighted count</i>					932					1 611					2 543
Royal Marines	Agree	87	83	47	47	52	51
	Neutral	9 **	15	37	37	34	34
	Disagree	4	2	15	16	14	14
	<i>Unweighted count</i>					289					2 444					2 733
Army	Agree	47 **	53	36	36	38	39
	Neutral	33 **	27	43	43	42	40
	Disagree	21	20	21	21	21	21
	<i>Unweighted count</i>					1 142					2 446					3 588
RAF	Agree	..	57	58	58	60	..	31	30	31	31	..	37	37	37	38
	Neutral	..	28	26	29	27	..	42	42	43	40	..	38	38	40	37
	Disagree	..	16	17 **	14	12	..	28	28	26	30	..	25	25	23	26
	<i>Unweighted count</i>					863					1 716					2 579

** denotes the estimate is significantly different to the 2016 estimate (99% confidence level).

(1) new question in 2013. (2) only asked of RAF prior to 2015. (3) minor wording change in 2015. (4) don't know option excluded from the analysis.

AFCAS 2016 Section 5 - Senior Leadership

Source: Defence Statistics (Surveys)

Table B5.4 How strongly do you agree or disagree with the following statements about the senior leaders of the [Service] (i.e. Commodore/Brigadier/Air Commodore and above)? They communicate decisions to personnel.

		Officers					Other Ranks					Total				
		2012	2013	2014	2015	2016	2012	2013	2014	2015	2016	2012	2013	2014	2015	2016
Tri-Service	Agree	49	49	33	33	36	36
	Neutral	29	27	36	35	35	33
	Disagree	23	24	32	32	30	31
	<i>Unweighted count</i>					3 339					8 574					11 913
Royal Navy	Agree	51	52	31	33	36	38
	Neutral	28	26	31	30	30	29
	Disagree	20	22	38	37	34	34
	<i>Unweighted count</i>					957					1 692					2 649
Royal Marines	Agree	67	67	34	36	38	40
	Neutral	23	22	42	40	40	38
	Disagree	9	11	23	23	22	22
	<i>Unweighted count</i>					293					2 495					2 788
Army	Agree	48	48	33	34	36	36
	Neutral	28	25	37	37	35	35
	Disagree	24	26	30	29	29	29
	<i>Unweighted count</i>					1 190					2 557					3 747
RAF	Agree	..	46	44	45	46	..	30	29	31	30	..	34	32	34	33
	Neutral	..	32	34	32	30	..	37 **	34	35	33	..	36 **	34	35	32
	Disagree	..	21	22	23	24	..	33 **	37	33 **	38	..	30 **	34	31 **	35
	<i>Unweighted count</i>					899					1 830					2 729

** denotes the estimate is significantly different to the 2016 estimate (99% confidence level).

(1) new question in 2013. (2) only asked of RAF prior to 2015. (3) minor wording change in 2015. (4) don't know option excluded from the analysis.

AFCAS 2016 Section 5 - Senior Leadership

Source: Defence Statistics (Surveys)

Table B5.5 How strongly do you agree or disagree with the following statements about the senior leaders of the [Service] (i.e. Commodore/Brigadier/Air Commodore and above)? They understand the impact of change on personnel.

		Officers					Other Ranks					Total				
		2012	2013	2014	2015	2016	2012	2013	2014	2015	2016	2012	2013	2014	2015	2016
Tri-Service	Agree	29	31	26	26	27	27
	Neutral	26	23	30	29	29	28
	Disagree	46	46	44	45	44	45
	<i>Unweighted count</i>					3 320					8 576					11 896
Royal Navy	Agree	26	29	19	22	21	23
	Neutral	23	22	23	24	23	24
	Disagree	51	49	58	54	56	53
	<i>Unweighted count</i>					953					1 695					2 648
Royal Marines	Agree	61	62	33	33	36	36
	Neutral	21	22	37	38	35	36
	Disagree	18	16	30	30	29	28
	<i>Unweighted count</i>					293					2 487					2 780
Army	Agree	30	31	30	29	30	30
	Neutral	25	21	31	31	30	30
	Disagree	45	48	39	40	40	41
	<i>Unweighted count</i>					1 187					2 573					3 760
RAF	Agree	..	33 **	31	26	27	..	23	20	18	19	..	25 **	22	20	21
	Neutral	..	29	28	29	28	..	30 **	30 **	30 **	25	..	30 **	29 **	30 **	26
	Disagree	..	38 **	41	45	45	..	48 **	51 **	52	55	..	45 **	48 **	50	53
	<i>Unweighted count</i>					887					1 821					2 708

** denotes the estimate is significantly different to the 2016 estimate (99% confidence level).

(1) new question in 2013. (2) only asked of RAF prior to 2015. (3) minor wording change in 2015. (4) don't know option excluded from the analysis.

AFCAS 2016 Section 5 - Senior Leadership

Source: Defence Statistics (Surveys)

Table B5.6 How strongly do you agree or disagree with the following statements about the senior leaders of the [Service] (i.e. Commodore/Brigadier/Air Commodore and above)? I have confidence in the leadership of the [Service].

Percentages

		Officers					Other Ranks					Total				
		2012	2013	2014	2015	2016	2012	2013	2014	2015	2016	2012	2013	2014	2015	2016
Tri-Service	Agree	41	41	33	32	35	34
	Neutral	32	30	35	37	35	36
	Disagree	27	28	32	31	31	30
	<i>Unweighted count</i>					3 349					8 753					12 102
Royal Navy	Agree	37	40	25	24	28	27
	Neutral	36 **	30	31 **	36	32	35
	Disagree	27	31	44	40	40	38
	<i>Unweighted count</i>					958					1 708					2 666
Royal Marines	Agree	80	78	50	48	54	51
	Neutral	13	17	34	36	32	34
	Disagree	7	5	15	16	14	15
	<i>Unweighted count</i>					297					2 547					2 844
Army	Agree	42	42	36	36	37	37
	Neutral	29	29	35	36	34	35
	Disagree	29	29	29	27	29	28
	<i>Unweighted count</i>					1 193					2 627					3 820
RAF	Agree	39	38	26	25	29	28
	Neutral	35	35	40	38	39	38
	Disagree	25	27	34	37	32	35
	<i>Unweighted count</i>					901					1 871					2 772

** denotes the estimate is significantly different to the 2016 estimate (99% confidence level).

(1) new question in 2015. (2) don't know option excluded from the analysis.

AFCAS 2016 Section 5 - Senior Leadership

Source: Defence Statistics (Surveys)

Table B5.1 How strongly do you agree or disagree with the following statements about the senior leaders of the [Service] (i.e. Commodore/Brigadier/Air Commodore and above)? They understand and represent my interests.

		Officers: Margin of error +/-%					Other Ranks: Margin of error +/-%					Total: Margin of error +/-%				
		2012	2013	2014	2015	2016	2012	2013	2014	2015	2016	2012	2013	2014	2015	2016
Tri-Service	Agree	2.1	2.2	2.2	2.2	2.1	2.0	2.1	1.6	1.9	1.6	1.7	1.7	1.4	1.6	1.3
	Neutral	2.0	2.1	2.0	2.2	2.1	2.0	2.2	1.8	2.1	1.7	1.7	1.9	1.5	1.8	1.4
	Disagree	2.0	2.2	2.2	2.3	2.2	2.0	2.3	1.8	2.0	1.7	1.7	1.9	1.5	1.7	1.4
	<i>Unweighted count</i>															
Royal Navy	Agree	3.3	3.6	3.6	3.6	3.5	2.2	2.1	1.9	2.5	2.5	1.8	1.8	1.7	2.1	2.1
	Neutral	3.3	3.5	3.5	3.7	3.6	2.6	2.5	2.4	2.9	2.9	2.1	2.1	2.0	2.4	2.4
	Disagree	3.3	3.6	3.5	3.8	3.7	2.7	2.6	2.6	3.2	3.2	2.2	2.2	2.1	2.6	2.6
	<i>Unweighted count</i>															
Royal Marines	Agree	4.5	5.2	3.9	5.3	5.5	2.2	2.1	1.7	2.0	1.8	2.0	2.0	1.6	1.9	1.7
	Neutral	3.9	4.5	3.4	4.4	4.8	2.2	2.2	1.8	2.1	1.9	2.0	2.0	1.6	2.0	1.8
	Disagree	2.8	3.7	2.6	3.9	4.0	2.1	2.0	1.6	2.0	1.8	1.9	1.8	1.5	1.8	1.6
	<i>Unweighted count</i>															
Army	Agree	3.7	3.9	3.6	3.8	3.4	3.2	3.3	2.5	3.1	2.4	2.8	2.9	2.2	2.7	2.1
	Neutral	3.3	3.5	3.3	3.7	3.3	3.2	3.5	2.7	3.3	2.5	2.8	3.1	2.4	2.9	2.2
	Disagree	3.4	3.8	3.6	3.8	3.5	3.2	3.7	2.7	3.2	2.5	2.8	3.2	2.4	2.8	2.2
	<i>Unweighted count</i>															
RAF	Agree	3.3	3.3	3.5	3.3	3.7	2.0	2.2	2.2	2.2	2.4	1.7	1.9	1.9	1.9	2.0
	Neutral	3.5	3.5	3.7	3.7	3.9	2.5	2.8	2.9	2.9	2.9	2.1	2.3	2.4	2.4	2.4
	Disagree	3.6	3.5	3.8	3.7	3.9	2.7	2.9	3.1	3.0	3.1	2.2	2.4	2.5	2.5	2.6
	<i>Unweighted count</i>															

Key

	Margin of error less than 3%
	Margin of error 3% - 5%
	Margin of error 5% +

Margin of error is half the width of a 99% confidence interval. Darker colours indicate a greater degree of uncertainty in the estimate.

AFCAS 2016 Section 5 - Senior Leadership

Source: Defence Statistics (Surveys)

Table B5.2 How strongly do you agree or disagree with the following statements about the senior leaders of the [Service] (i.e. Commodore/Brigadier/Air Commodore and above)? They are keen to listen to Service people's feedback.

		Officers: Margin of error +/-%					Other Ranks: Margin of error +/-%					Total: Margin of error +/-%				
		2012	2013	2014	2015	2016	2012	2013	2014	2015	2016	2012	2013	2014	2015	2016
Tri-Service	Agree	2.4	2.2	2.1	1.7	1.7	1.4
	Neutral	2.0	1.9	2.0	1.7	1.7	1.4
	Disagree	2.1	2.0	2.0	1.6	1.6	1.4
	<i>Unweighted count</i>															
Royal Navy	Agree	4.0	3.8	3.0	3.0	2.5	2.5
	Neutral	3.3	3.2	2.8	2.8	2.3	2.3
	Disagree	3.4	3.3	3.2	3.1	2.6	2.5
	<i>Unweighted count</i>															
Royal Marines	Agree	4.9	5.2	2.1	1.9	1.9	1.8
	Neutral	4.1	4.6	2.1	1.9	1.9	1.8
	Disagree	3.4	3.3	1.9	1.7	1.7	1.5
	<i>Unweighted count</i>															
Army	Agree	4.0	3.6	3.3	2.6	2.9	2.2
	Neutral	3.4	3.0	3.2	2.5	2.8	2.2
	Disagree	3.6	3.3	3.1	2.4	2.7	2.1
	<i>Unweighted count</i>															
RAF	Agree	3.8	4.1	2.8	2.8	2.3	2.4
	Neutral	3.5	3.6	2.8	2.9	2.3	2.3
	Disagree	3.3	3.7	2.8	3.1	2.3	2.5
	<i>Unweighted count</i>															

Key

- Margin of error less than 3%
- Margin of error 3% - 5%
- Margin of error 5% +

Margin of error is half the width of a 99% confidence interval. Darker colours indicate a greater degree of uncertainty in the estimate.

AFCAS 2016 Section 5 - Senior Leadership

Source: Defence Statistics (Surveys)

Table B5.3 How strongly do you agree or disagree with the following statements about the senior leaders of the [Service] (i.e. Commodore/Brigadier/Air Commodore and above)? They champion the [Service's] interests in Tri-Service issues.

		Officers: Margin of error +/-%					Other Ranks: Margin of error +/-%					Total: Margin of error +/-%				
		2012	2013	2014	2015	2016	2012	2013	2014	2015	2016	2012	2013	2014	2015	2016
Tri-Service	Agree	2.4	2.2	2.1	1.7	1.8	1.5
	Neutral	2.2	2.0	2.2	1.8	1.8	1.5
	Disagree	1.9	1.7	1.8	1.5	1.5	1.3
	<i>Unweighted count</i>															
Royal Navy	Agree	4.0	3.8	3.0	3.0	2.5	2.4
	Neutral	3.6	3.3	3.2	3.2	2.6	2.5
	Disagree	3.5	3.1	3.1	3.0	2.5	2.4
	<i>Unweighted count</i>															
Royal Marines	Agree	3.7	4.3	2.1	2.0	2.0	1.8
	Neutral	3.2	4.1	2.1	1.9	1.9	1.8
	Disagree	2.0	1.5	1.6	1.5	1.4	1.3
	<i>Unweighted count</i>															
Army	Agree	4.0	3.7	3.4	2.6	2.9	2.3
	Neutral	3.8	3.3	3.5	2.7	3.0	2.3
	Disagree	3.3	3.0	2.8	2.2	2.4	1.9
	<i>Unweighted count</i>															
RAF	Agree	..	3.6	3.9	3.8	4.0	..	2.7	2.9	2.8	3.0	..	2.3	2.4	2.3	2.5
	Neutral	..	3.3	3.5	3.5	3.6	..	2.9	3.1	3.0	3.1	..	2.4	2.5	2.5	2.5
	Disagree	..	2.7	2.9	2.7	2.7	..	2.6	2.8	2.6	2.9	..	2.1	2.3	2.1	2.3
	<i>Unweighted count</i>															

Key

- Margin of error less than 3%
- Margin of error 3% - 5%
- Margin of error 5% +

Margin of error is half the width of a 99% confidence interval. Darker colours indicate a greater degree of uncertainty in the estimate.

AFCAS 2016 Section 5 - Senior Leadership

Source: Defence Statistics (Surveys)

Table B5.4 How strongly do you agree or disagree with the following statements about the senior leaders of the [Service] (i.e. Commodore/Brigadier/Air Commodore and above)? They communicate decisions to personnel.

		Officers: Margin of error +/-%					Other Ranks: Margin of error +/-%					Total: Margin of error +/-%				
		2012	2013	2014	2015	2016	2012	2013	2014	2015	2016	2012	2013	2014	2015	2016
Tri-Service	Agree	2.3	2.2	2.0	1.6	1.7	1.4
	Neutral	2.1	2.0	2.0	1.7	1.7	1.4
	Disagree	2.0	1.9	2.0	1.6	1.6	1.4
	<i>Unweighted count</i>															
Royal Navy	Agree	4.0	3.8	2.9	2.9	2.4	2.4
	Neutral	3.6	3.3	2.9	2.9	2.4	2.3
	Disagree	3.2	3.1	3.1	3.1	2.5	2.5
	<i>Unweighted count</i>															
Royal Marines	Agree	5.1	5.4	2.0	1.9	1.9	1.8
	Neutral	4.6	4.7	2.1	1.9	2.0	1.8
	Disagree	3.2	3.6	1.9	1.7	1.7	1.6
	<i>Unweighted count</i>															
Army	Agree	4.0	3.6	3.3	2.5	2.8	2.2
	Neutral	3.6	3.1	3.3	2.6	2.8	2.2
	Disagree	3.4	3.2	3.1	2.4	2.7	2.1
	<i>Unweighted count</i>															
RAF	Agree	..	3.6	3.9	3.8	4.1	..	2.6	2.7	2.7	2.8	..	2.2	2.3	2.3	2.3
	Neutral	..	3.4	3.7	3.5	3.7	..	2.8	2.8	2.8	2.9	..	2.3	2.4	2.3	2.4
	Disagree	..	3.0	3.2	3.2	3.4	..	2.7	3.0	2.8	3.0	..	2.2	2.4	2.3	2.5
	<i>Unweighted count</i>															

Key

- Margin of error less than 3%
- Margin of error 3% - 5%
- Margin of error 5% +

Margin of error is half the width of a 99% confidence interval. Darker colours indicate a greater degree of uncertainty in the estimate.

AFCAS 2016 Section 5 - Senior Leadership

Source: Defence Statistics (Surveys)

Table B5.5 How strongly do you agree or disagree with the following statements about the senior leaders of the [Service] (i.e. Commodore/Brigadier/Air Commodore and above)? They understand the impact of change on personnel.

		Officers: Margin of error +/-%					Other Ranks: Margin of error +/-%					Total: Margin of error +/-%				
		2012	2013	2014	2015	2016	2012	2013	2014	2015	2016	2012	2013	2014	2015	2016
Tri-Service	Agree	2.1	2.1	2.0	1.6	1.6	1.3
	Neutral	2.1	1.9	2.0	1.6	1.7	1.4
	Disagree	2.3	2.2	2.1	1.7	1.7	1.4
	<i>Unweighted count</i>															
Royal Navy	Agree	3.5	3.4	2.5	2.6	2.1	2.1
	Neutral	3.4	3.2	2.7	2.7	2.2	2.2
	Disagree	4.0	3.8	3.2	3.2	2.6	2.6
	<i>Unweighted count</i>															
Royal Marines	Agree	5.3	5.5	2.0	1.8	1.9	1.7
	Neutral	4.5	4.7	2.1	1.9	1.9	1.8
	Disagree	4.2	4.2	2.0	1.8	1.8	1.7
	<i>Unweighted count</i>															
Army	Agree	3.6	3.4	3.2	2.4	2.7	2.1
	Neutral	3.5	2.9	3.2	2.5	2.7	2.1
	Disagree	4.0	3.6	3.3	2.6	2.8	2.2
	<i>Unweighted count</i>															
RAF	Agree	..	3.4	3.6	3.3	3.6	..	2.5	2.4	2.3	2.5	..	2.1	2.0	1.9	2.1
	Neutral	..	3.3	3.5	3.5	3.7	..	2.7	2.8	2.7	2.7	..	2.2	2.3	2.2	2.2
	Disagree	..	3.6	3.9	3.8	4.1	..	2.9	3.1	3.0	3.1	..	2.4	2.5	2.4	2.5
	<i>Unweighted count</i>															

Key

	Margin of error less than 3%
	Margin of error 3% - 5%
	Margin of error 5% +

Margin of error is half the width of a 99% confidence interval. Darker colours indicate a greater degree of uncertainty in the estimate.

AFCAS 2016 Section 5 - Senior Leadership

Source: Defence Statistics (Surveys)

Table B5.6 How strongly do you agree or disagree with the following statements about the senior leaders of the [Service] (i.e. Commodore/Brigadier/Air Commodore and above)? I have confidence in the leadership of the [Service].

		Officers: Margin of error +/-%					Other Ranks: Margin of error +/-%					Total: Margin of error +/-%				
		2012	2013	2014	2015	2016	2012	2013	2014	2015	2016	2012	2013	2014	2015	2016
Tri-Service	Agree	2.3	2.2	2.0	1.6	1.7	1.4
	Neutral	2.2	2.1	2.0	1.7	1.7	1.4
	Disagree	2.1	2.0	1.9	1.6	1.6	1.3
	<i>Unweighted count</i>															
Royal Navy	Agree	3.8	3.7	2.8	2.7	2.3	2.2
	Neutral	3.8	3.5	3.0	3.0	2.4	2.5
	Disagree	3.5	3.5	3.2	3.1	2.6	2.5
	<i>Unweighted count</i>															
Royal Marines	Agree	4.3	4.7	2.1	1.9	2.0	1.8
	Neutral	3.7	4.3	2.1	1.9	1.9	1.7
	Disagree	2.7	2.5	1.6	1.4	1.4	1.3
	<i>Unweighted count</i>															
Army	Agree	3.9	3.6	3.2	2.5	2.8	2.2
	Neutral	3.6	3.3	3.2	2.5	2.8	2.2
	Disagree	3.6	3.3	3.0	2.3	2.6	2.0
	<i>Unweighted count</i>															
RAF	Agree	3.7	3.9	2.6	2.7	2.2	2.2
	Neutral	3.6	3.9	2.9	3.0	2.4	2.5
	Disagree	3.3	3.6	2.8	2.9	2.3	2.4
	<i>Unweighted count</i>															

Key

- Margin of error less than 3%
- Margin of error 3% - 5%
- Margin of error 5% +

Margin of error is half the width of a 99% confidence interval. Darker colours indicate a greater degree of uncertainty in the estimate.

AFCAS 2016 Section 6 - Commitment

Source: Defence Statistics (Surveys)

Table B6.1 How strongly do you agree or disagree with the following? In the last 12 months, I have fulfilled my commitments/promises to the [Service].

		Officers					Other Ranks					Total					Percentages				
		2012	2013	2014	2015	2016	2012	2013	2014	2015	2016	2012	2013	2014	2015	2016					
Tri-Service	Agree	98	97	88	87	89	89					
	Neutral	2	2	9	9	8	8					
	Disagree	0	0	3	3	3	3					
	<i>Unweighted count</i>					3 375					9 087					12 462					
Royal Navy	Agree	98	98	89	89	91	91					
	Neutral	1	2	7	9	6	7					
	Disagree	0	0	3	3	3	2					
	<i>Unweighted count</i>					962					1 753					2 715					
Royal Marines	Agree	96	96	82	83	84	84					
	Neutral	3	4	14	14	13	13					
	Disagree	1	1	4	3	4	3					
	<i>Unweighted count</i>					302					2 650					2 952					
Army	Agree	98	97	86	86	88	87					
	Neutral	2	3	10	10	9	9					
	Disagree	0	0	4	4	3	3					
	<i>Unweighted count</i>					1 209					2 748					3 957					
RAF	Agree	98	97	92	92	93	93					
	Neutral	2	2	6	5	5	5					
	Disagree	0	1	1	2	1	2					
	<i>Unweighted count</i>					902					1 936					2 838					

** denotes the estimate is significantly different to the 2016 estimate (99% confidence level).

NEW QUESTION IN 2015

AFCAS 2016 Section 6 - Commitment

Source: Defence Statistics (Surveys)

Table B6.2 How strongly do you agree or disagree with the following? In the last 12 months, the [Service] has fulfilled its commitments/promises to me.

		Officers					Other Ranks					Total				
		2012	2013	2014	2015	2016	2012	2013	2014	2015	2016	2012	2013	2014	2015	2016
Tri-Service	Agree	52	54	40	40	42	43
	Neutral	21	22	29	29	28	28
	Disagree	27	24	30	30	30	29
	<i>Unweighted count</i>					3 373					9 077					12 450
Royal Navy	Agree	53	54	37	38	41	42
	Neutral	21	21	28	29	26	27
	Disagree	27	26	35	33	33	31
	<i>Unweighted count</i>					962					1 749					2 711
Royal Marines	Agree	71	70	45	45	48	48
	Neutral	18	19	31	32	29	30
	Disagree	11	12	24	23	22	22
	<i>Unweighted count</i>					302					2 648					2 950
Army	Agree	51	53	40	40	42	42
	Neutral	22	22	29	30	28	29
	Disagree	27	25	31	30	30	29
	<i>Unweighted count</i>					1 207					2 743					3 950
RAF	Agree	52	55	41	41	43	44
	Neutral	21	22	32 **	27	30 **	26
	Disagree	27	23	27 **	32	27	30
	<i>Unweighted count</i>					902					1 937					2 839

** denotes the estimate is significantly different to the 2016 estimate (99% confidence level).

NEW QUESTION IN 2015

AFCAS 2016 Section 6 - Commitment

Source: Defence Statistics (Surveys)

Table B6.3 How strongly do you agree or disagree with the following? I am proud to be in the [Service].

		Officers					Other Ranks					Total						
		2012	2013	2014	2015	2016	2012	2013	2014	2015	2016	2012	2013	2014	2015	2016		
Tri-Service	Agree	89	90	90	91	90	80 **	79 **	79 **	74	73	82 **	81 **	81 **	77	76		
	Neutral	8	7	7	7	7	13 **	13 **	14 **	16	17	12 **	12 **	13 **	15	16		
	Disagree	2	3	3	2	3	7 **	8 **	7 **	9	10	6 **	7	6 **	8	8		
	<i>Unweighted count</i>						3 375						9 073					
Royal Navy	Agree	87	88	89	89	88	71 **	71 **	71 **	69	67	74	75 **	75 **	74	72		
	Neutral	10	9	6	8	8	19	18	18	18	20	17	16	16	16	17		
	Disagree	3	4	4	2	4	11	11	11	13	13	9	9	9	10	11		
	<i>Unweighted count</i>						962						1 751					
Royal Marines	Agree	96	97	97	96	97	88 **	87 **	85 **	81 **	79	89 **	88 **	87 **	83 **	80		
	Neutral	2	2	2	4	3	9 **	9 **	11 **	13 **	16	8 **	8 **	10 **	12 **	15		
	Disagree	1	1	1	0	1	4 **	5	4 **	5	5	3 **	4	4 **	5	5		
	<i>Unweighted count</i>						302						2 642					
Army	Agree	92	92	91	92	92	83 **	81 **	81 **	74	75	84 **	82 **	82 **	77	77		
	Neutral	7	6	6	6	6	12 **	12 **	13 **	17	16	11 **	11 **	12 **	15	15		
	Disagree	1	2	2	2	2	6 **	7	6 **	9	9	5 **	7	6 **	8	8		
	<i>Unweighted count</i>						1 209						2 743					
RAF	Agree	86	87	87	90	87	79 **	79 **	80 **	76 **	70	80 **	80 **	81 **	79 **	74		
	Neutral	10	9	9	7	10	14 **	14 **	13 **	16 **	20	13 **	13 **	12 **	14 **	18		
	Disagree	4	4	4	3	3	7 **	8	7 **	9	10	6	7	6	7	8		
	<i>Unweighted count</i>						902						1 937					

** denotes the estimate is significantly different to the 2016 estimate (99% confidence level).

MINOR WORDING CHANGE IN 2015.

AFCAS 2016 Section 6 - Commitment

Source: Defence Statistics (Surveys)

Table B6.4 How strongly do you agree or disagree with the following? I am valued by the [Service].

		Officers					Other Ranks					Total				
		2012	2013	2014	2015	2016	2012	2013	2014	2015	2016	2012	2013	2014	2015	2016
Tri-Service	Agree	31 **	31 **	33 **	40	40	30 **	27 **	28 **	34	33	30 **	28 **	29 **	35	34
	Neutral	28	27	27	31	29	28 **	27 **	28 **	33	32	28 **	27 **	28 **	33	31
	Disagree	41 **	42 **	40 **	29	30	42 **	45 **	44 **	33	36	42 **	45 **	43 **	33	35
	<i>Unweighted count</i>					3 376					9 072					12 448
Royal Navy	Agree	35 **	32 **	35 **	39	42	23	23 **	19 **	29	27	26 **	25 **	23 **	31	30
	Neutral	27	29	26	32	28	29	28 **	27 **	30	32	29	28	27 **	30	31
	Disagree	38 **	39 **	39 **	30	30	48 **	49 **	53 **	41	41	46 **	47 **	50 **	39	39
	<i>Unweighted count</i>					962					1 750					2 712
Royal Marines	Agree	59	56	61	66	63	39 **	41	41	45 **	43	41 **	43	43	48 **	45
	Neutral	24	23	18	22	22	27 **	27 **	27 **	31	33	27 **	27 **	26 **	30	32
	Disagree	17	20 **	21 **	13	14	34 **	32 **	32 **	23	25	32 **	31 **	31 **	22	24
	<i>Unweighted count</i>					302					2 642					2 944
Army	Agree	30 **	31 **	34 **	41	40	34	29 **	31 **	36	36	33 **	29 **	31 **	37	37
	Neutral	29	25 **	27	31	30	27	26 **	28	33	31	28 **	26 **	28	33	31
	Disagree	40 **	44 **	40 **	29	30	39 **	45 **	41 **	30	33	39 **	45 **	41 **	30	32
	<i>Unweighted count</i>					1 209					2 745					3 954
RAF	Agree	25 **	28 **	29 **	38	37	22	22	23	27	25	23 **	24 **	25 **	29	28
	Neutral	28	28	28	33	30	28 **	30	29	34	32	28 **	30	29	34	32
	Disagree	46 **	44 **	42 **	30	33	49 **	47 **	48 **	39	42	49 **	47 **	47 **	37 **	40
	<i>Unweighted count</i>					903					1 935					2 838

** denotes the estimate is significantly different to the 2016 estimate (99% confidence level).

MINOR WORDING CHANGE IN 2015.

AFCAS 2016 Section 6 - Commitment

Source: Defence Statistics (Surveys)

Table B6.5 How strongly do you agree or disagree with the following? I would recommend joining the [Service] to others.

		Officers					Other Ranks					Total						
		2012	2013	2014	2015	2016	2012	2013	2014	2015	2016	2012	2013	2014	2015	2016		
Tri-Service	Agree	48 **	49 **	51 **	59	58	43	39	39 **	44	42	44	41 **	41 **	47	45		
	Neutral	29 **	28 **	29 **	25	25	28	28	29 **	26	27	28	28	29 **	26	26		
	Disagree	23 **	23 **	20 **	17	17	29	33	32	30	31	28	31 **	30	28	29		
	<i>Unweighted count</i>						3 373						9 069					
Royal Navy	Agree	48 **	49 **	49 **	51	56	35	36	30 **	33	36	38	39	35 **	37 **	41		
	Neutral	29 **	30 **	28	29	24	30	28	29	27	27	30 **	29	29	28	26		
	Disagree	23	21	23	20	20	35	35	41	40	37	32	32	37 **	35	33		
	<i>Unweighted count</i>						963						1 747					
Royal Marines	Agree	76	78	80	84	80	48	52	50	54 **	50	51	55	53	57 **	53		
	Neutral	16	14	16	12	15	28	27	28	27	29	27	26	27	25 **	28		
	Disagree	8	7	4	4	5	24 **	21	21	19	20	22 **	20	20	18	19		
	<i>Unweighted count</i>						302						2 646					
Army	Agree	51 **	49 **	52 **	60	58	45	38 **	38 **	45	43	45	40 **	40 **	48	46		
	Neutral	28	26	28	24	25	28	27	29	25	26	28	27	29 **	25	26		
	Disagree	22 **	24 **	20	16	16	28	35	33	29	31	27	33 **	31	27	28		
	<i>Unweighted count</i>						1 207						2 743					
RAF	Agree	42 **	46 **	46 **	60	56	41	41	42	46 **	40	41	42	43	49 **	43		
	Neutral	32 **	31	33 **	23	27	27	29	30	27	28	29	30	31	26	27		
	Disagree	26 **	23 **	21	17	18	31	29	28 **	28 **	33	30	28	26	25 **	29		
	<i>Unweighted count</i>						901						1 933					

** denotes the estimate is significantly different to the 2016 estimate (99% confidence level).

AFCAS 2016 Section 6 - Commitment

Source: Defence Statistics (Surveys)

Table B6.6 How strongly do you agree or disagree with the following? I feel a strong personal attachment to the [Service].

		Officers					Other Ranks					Total						
		2012	2013	2014	2015	2016	2012	2013	2014	2015	2016	2012	2013	2014	2015	2016		
Tri-Service	Agree	72	72	72	77 **	74	54	54	53	53	53	57	57	56	57	57		
	Neutral	17	16	17	14	15	26 **	24	25	24	23	25 **	23	24	22	22		
	Disagree	10	11	11	10	11	20 **	22	22	23	23	18 **	20	20	21	21		
	<i>Unweighted count</i>						3 374						9 075					
Royal Navy	Agree	71	73	70	75	74	46	46	42	47	46	51	52	49 **	53	52		
	Neutral	17	16	18	15	14	29 **	27	28	23	24	26 **	25	26 **	21	22		
	Disagree	11	11	12	10	12	26 **	27	30	30	30	23	24	26	26	26		
	<i>Unweighted count</i>						962						1 752					
Royal Marines	Agree	86	84	84	89	88	68 **	68 **	67	68 **	65	70 **	70 **	68	70 **	67		
	Neutral	11	12	12	8	10	20 **	20 **	21 **	21	23	19 **	19 **	20 **	20 **	22		
	Disagree	3	3	4	2	2	12	12	13	11	12	11	11	12	10	11		
	<i>Unweighted count</i>						302						2 645					
Army	Agree	75	73	74	78	75	56	56	55	54	57	59	58	58	57	59		
	Neutral	17	16	16	13	15	26 **	23	24	24	22	25 **	22	23	23	21		
	Disagree	8	11	10	9	10	17 **	21	21	22	21	16 **	20	19	20	19		
	<i>Unweighted count</i>						1 209						2 743					
RAF	Agree	68	69	70	74	71	52 **	53 **	51	52 **	47	55	56 **	55	57 **	52		
	Neutral	18	17	18	15	16	25	25	25	24	25	24	24	24	22	23		
	Disagree	14	14	12	11	13	23 **	22 **	24 **	25	28	21 **	20 **	21 **	22 **	25		
	<i>Unweighted count</i>						901						1 935					

** denotes the estimate is significantly different to the 2016 estimate (99% confidence level).

NEW QUESTION IN 2011

AFCAS 2016 Section 6 - Commitment

Source: Defence Statistics (Surveys)

Table B6.7 How strongly do you agree or disagree with the following? I feel a strong personal attachment to my unit.

		Officers					Other Ranks					Total				
		2012	2013	2014	2015	2016	2012	2013	2014	2015	2016	2012	2013	2014	2015	2016
Tri-Service	Agree	58	59	44 **	47	47 **	49
	Neutral	24	23	26	26	26	25
	Disagree	18	17	29	27	27	25
	<i>Unweighted count</i>					3 377					9 081					12 458
Royal Navy	Agree	59	62	47	48	50	51
	Neutral	25	22	25	25	25	24
	Disagree	16	16	28	27	25	24
	<i>Unweighted count</i>					963					1 750					2 713
Royal Marines	Agree	64	66	50	52	52	53
	Neutral	21	19	29	29	28	28
	Disagree	15	15	21 **	19	20	18
	<i>Unweighted count</i>					301					2 647					2 948
Army	Agree	60	62	45 **	50	47 **	52
	Neutral	23	23	26	24	25	24
	Disagree	17	15	29	26	27	25
	<i>Unweighted count</i>					1 210					2 746					3 956
RAF	Agree	53	52	39	39	42	42
	Neutral	27	26	28	29	27	28
	Disagree	21	22	33	32	31	30
	<i>Unweighted count</i>					903					1 938					2 841

** denotes the estimate is significantly different to the 2016 estimate (99% confidence level).

NEW QUESTION IN 2015

AFCAS 2016 Section 6 - Commitment

Source: Defence Statistics (Surveys)

Table B6.8 How strongly do you agree or disagree with the following? The [Service] inspires me to do the best in my job.

		Officers					Other Ranks					Total				
		2012	2013	2014	2015	2016	2012	2013	2014	2015	2016	2012	2013	2014	2015	2016
Tri-Service	Agree	48	47	46 **	48	49	50 **	47 **	45	42	43	49 **	47 **	45	43	44
	Neutral	31	31	32	35	33	29 **	31	32	34	33	30 **	31 **	32	34	33
	Disagree	21 **	23 **	22 **	17	18	21 **	22	23	24	24	21	22	23	23	23
	<i>Unweighted count</i>	3 373					9 077					12 450				
Royal Navy	Agree	44	45	41 **	44	48	38	38 **	33	33	34	39	40	35	35	37
	Neutral	34	34	36	38 **	33	35	33	36	37	37	34	33	36	38	36
	Disagree	22	21	23	18	20	27	28	31	30	29	26	27	29	27	27
	<i>Unweighted count</i>	962					1 750					2 712				
Royal Marines	Agree	80	79	78	79	81	66 **	68 **	65 **	61	60	67 **	69 **	67 **	63	62
	Neutral	14	14	18 **	15	12	22 **	21 **	22 **	26	27	21 **	20 **	22 **	25	26
	Disagree	6	7	3	5	6	13	11	13	13	13	12	11	12	12	12
	<i>Unweighted count</i>	302					2 647					2 949				
Army	Agree	53	49	48	50	50	54 **	49	48	44	47	54 **	49	48	45	47
	Neutral	29 **	29	31	32	34	27 **	29	31	33	31	27 **	29	31	33	31
	Disagree	19	22 **	20	18	16	19	22	21	23	22	19	22	21	22	21
	<i>Unweighted count</i>	1 207					2 742					3 949				
RAF	Agree	39 **	40 **	42	44	45	42 **	43 **	41 **	39	36	42 **	42 **	41	40	38
	Neutral	35	34	33	39	35	34	35	35	36	37	34	35	34	37	37
	Disagree	26 **	27 **	25 **	17	20	24	22 **	24	24	26	24	23	24	23	25
	<i>Unweighted count</i>	902					1 938					2 840				

** denotes the estimate is significantly different to the 2016 estimate (99% confidence level).

NEW QUESTION IN 2011

AFCAS 2016 Section 6 - Commitment

Source: Defence Statistics (Surveys)

Table B6.9 How strongly do you agree or disagree with the following? The [Service] motivates me to help it achieve its objectives.

		Officers					Other Ranks					Total						
		2012	2013	2014	2015	2016	2012	2013	2014	2015	2016	2012	2013	2014	2015	2016		
Tri-Service	Agree	35 **	34 **	34 **	40	41	43 **	39	39	37	39	42 **	38	38	37	39		
	Neutral	36	35	35	37	36	32 **	35	34	38 **	35	33 **	35	34	38 **	35		
	Disagree	29 **	31 **	31 **	23	23	25	26	27	25	26	25	27	28 **	25	25		
	<i>Unweighted count</i>						3 369						9 068					
Royal Navy	Agree	35	32 **	32 **	36	40	31	31	26 **	28	30	32	31	28 **	30	32		
	Neutral	36	39	34	41 **	36	37	37	37	40	38	37	37	37	40	38		
	Disagree	29	29	33 **	23	25	32	33	36 **	32	32	31	32	36 **	30	30		
	<i>Unweighted count</i>						959						1 750					
Royal Marines	Agree	68	64 **	67	74	72	56	57 **	56	55	54	57	58	57	57	56		
	Neutral	23	26	25	20	21	28 **	27 **	29	31	31	28	27 **	29	30	30		
	Disagree	9	11	7	6	7	16	15	15	14	15	15	15	14	13	14		
	<i>Unweighted count</i>						301						2 640					
Army	Agree	39	37	36 **	43	43	49 **	42	42	39	43	47 **	41	41	40	43		
	Neutral	35	32	36	35	35	30	34	33	38	34	31	34	34	37	34		
	Disagree	26	30 **	28 **	22	22	21	24	24	23	23	22	25	25	23	23		
	<i>Unweighted count</i>						1 209						2 744					
RAF	Agree	26 **	26 **	30 **	34	36	33	33	33	32	30	31	31	32	32	31		
	Neutral	39	39	35	41	38	36	38	36	40	40	37	38	36	40	39		
	Disagree	34 **	35 **	35 **	24	26	31	29	31	28	31	32	30	32	27	30		
	<i>Unweighted count</i>						900						1 934					

** denotes the estimate is significantly different to the 2016 estimate (99% confidence level).

NEW QUESTION IN 2011

AFCAS 2016 Section 6 - Commitment

Source: Defence Statistics (Surveys)

Table B6.10 How strongly do you agree or disagree with the following? My family is proud of me serving in the Armed Forces.

		Officers					Other Ranks					Total						
		2012	2013	2014	2015	2016	2012	2013	2014	2015	2016	2012	2013	2014	2015	2016		
Tri-Service	Agree	89	92 **	93 **	90	90	90 **	91 **	92 **	88 **	86	90 **	91 **	92 **	89 **	87		
	Neutral	8	7	6 **	7	8	7 **	7 **	7 **	9 **	10	7 **	7 **	7 **	8 **	10		
	Disagree	2	1 **	1 **	3	3	3	2 **	2 **	3	3	3	2 **	1 **	3	3		
	<i>Unweighted count</i>						3 338						8 972					
Royal Navy	Agree	91	93 **	92 **	91	88	89	90	91 **	88	88	90	91 **	91 **	89	88		
	Neutral	7	6	6	6	9	9	8	8	9	9	8	7	7	8	9		
	Disagree	2	1 **	2	3	3	2	2 **	2 **	3	3	2 **	2 **	2 **	3	3		
	<i>Unweighted count</i>						957						1 729					
Royal Marines	Agree	93	93	92	93	91	90 **	90 **	89 **	87 **	84	90 **	91 **	90 **	87 **	85		
	Neutral	7	6	6	6	7	8 **	8 **	9 **	10 **	12	7 **	7 **	9 **	10 **	12		
	Disagree	1	1	2	1	1	3	2 **	2 **	3	3	2	2 **	2 **	3	3		
	<i>Unweighted count</i>						300						2 625					
Army	Agree	89	92	94 **	90	90	90 **	90 **	92 **	88	86	90 **	90 **	92 **	88	87		
	Neutral	9	7	5	7	7	7 **	8 **	7 **	9	11	7 **	7 **	6 **	8	10		
	Disagree	3	1 **	1 **	3	3	3	2	2 **	3	3	3	2	2 **	3	3		
	<i>Unweighted count</i>						1 193						2 704					
RAF	Agree	89	91	93 **	89	89	90 **	93 **	93 **	90 **	87	90 **	93 **	93 **	90 **	88		
	Neutral	9	8	6	9	9	8	6 **	6 **	8	10	8	6 **	6 **	8	9		
	Disagree	2	1	1 **	2	2	2	1 **	1 **	2	3	2	1 **	1 **	2	3		
	<i>Unweighted count</i>						888						1 914					

** denotes the estimate is significantly different to the 2016 estimate (99% confidence level).

NEW QUESTION IN 2011

AFCAS 2016 Section 6 - Commitment

Source: Defence Statistics (Surveys)

Table B6.11 How strongly do you agree or disagree with the following? My family benefits from being a Service family.

		Officers					Other Ranks					Total						
		2012	2013	2014	2015	2016	2012	2013	2014	2015	2016	2012	2013	2014	2015	2016		
Tri-Service	Agree	15 **	17 **	16 **	22	22	23 **	21 **	21 **	25	26	21 **	20 **	20 **	25	25		
	Neutral	22	22	21	22	20	27	27	27	26	26	26	26	26	25	25		
	Disagree	63 **	62 **	63 **	56	58	50	52 **	52 **	49	48	52 **	54 **	54 **	50	50		
	<i>Unweighted count</i>						3 184						8 492					
Royal Navy	Agree	16 **	16 **	16 **	18	22	16	14 **	14 **	19	19	16 **	14 **	14 **	19	20		
	Neutral	24	26 **	22	23	21	28	29	28	26	25	27	28 **	26	25	24		
	Disagree	60	58	61	59	57	56	58	58	56	56	57	58	59 **	56	56		
	<i>Unweighted count</i>						927						1 663					
Royal Marines	Agree	12 **	14 **	17 **	22	24	18 **	19 **	19 **	23	23	17 **	18 **	19 **	23	23		
	Neutral	25	28	24	23	24	29	29 **	31	31	32	29	29	30	30	31		
	Disagree	63 **	58	59	55	52	53 **	52 **	50 **	45	45	54 **	53 **	51 **	46	46		
	<i>Unweighted count</i>						290						2 536					
Army	Agree	16 **	18 **	18 **	24	24	27	24 **	25 **	29	31	25 **	23 **	24 **	28	30		
	Neutral	21	20	20	22	19	27	26	27	27	26	26	26	26	26	25		
	Disagree	63 **	62	62	55	57	46	50 **	49 **	44	43	48	51 **	50 **	46	46		
	<i>Unweighted count</i>						1 124						2 506					
RAF	Agree	14	15	12 **	21	18	17	16	16	19	19	16 **	16 **	15 **	20	19		
	Neutral	21	21	24	21	21	26	27	27	24	25	25	25	27	23	24		
	Disagree	65	64	65	57	61	58	57	56	57	56	59	59	58	57	57		
	<i>Unweighted count</i>						843						1 787					

** denotes the estimate is significantly different to the 2016 estimate (99% confidence level).

NEW QUESTION IN 2011

AFCAS 2016 Section 6 - Commitment

Source: Defence Statistics (Surveys)

Table B6.12 How strongly do you agree or disagree with the following? My family supports my career in the [Service].

		Officers					Other Ranks					Total				
		2012	2013	2014	2015	2016	2012	2013	2014	2015	2016	2012	2013	2014	2015	2016
Tri-Service	Agree	79	78	79	79	79	78
	Neutral	15	16	16	16	16	16
	Disagree	6	6	5	6	5	6
	<i>Unweighted count</i>					3 313					8 908					12 221
Royal Navy	Agree	79	77	78	79	78	78
	Neutral	15	17	17	15	16	15
	Disagree	6	6	6	6	6	6
	<i>Unweighted count</i>					949					1 726					2 675
Royal Marines	Agree	81	78	77	76	78	76
	Neutral	15	17	17	19	17	19
	Disagree	4	5	5	5	5	5
	<i>Unweighted count</i>					298					2 620					2 918
Army	Agree	79	77	79	79	79	78
	Neutral	15	15	17	16	16	16
	Disagree	6	7	5	5	5	6
	<i>Unweighted count</i>					1 184					2 672					3 856
RAF	Agree	80	80	81	79	80	79
	Neutral	15	15	14	16	15	15
	Disagree	5	5	5	6	5	5
	<i>Unweighted count</i>					882					1 890					2 772

** denotes the estimate is significantly different to the 2016 estimate (99% confidence level).

SIMILAR TO A336 PRIOR TO 2015 BUT SUBSTANTIAL WORDING CHANGE REQUIRED NEW QUESTION.

AFCAS 2016 Section 6 - Commitment

Source: Defence Statistics (Surveys)

Table B6.13 How strongly do you agree or disagree with the following? The ethos of the [Service] is an important part of life in the [Service].

		Officers					Other Ranks					Total						
		2012	2013	2014	2015	2016	2012	2013	2014	2015	2016	2012	2013	2014	2015	2016		
Tri-Service	Agree	89	88 **	89 **	91	91	79 **	78 **	77 **	76	75	81 **	80	79	79	78		
	Neutral	7 **	8 **	8 **	6	6	15	16	17	17	17	14	15	15	15	15		
	Disagree	3	4	3	3	3	5 **	6 **	6 **	7	8	5 **	5 **	6 **	6	7		
	<i>Unweighted count</i>						3 376						9 065					
Royal Navy	Agree	85	83 **	82 **	88	88	65	67	63	67	66	69	71	67 **	72	71		
	Neutral	11 **	11 **	13 **	8	7	25	24	25	22	22	22 **	21	22 **	19	18		
	Disagree	4	6	5	4	5	11	9 **	12	11	12	9	8 **	10	9	11		
	<i>Unweighted count</i>						963						1 750					
Royal Marines	Agree	96	98	95	97	97	85 **	85 **	83 **	81	81	86 **	87 **	85 **	83	82		
	Neutral	3	1	4 **	2	1	12 **	12 **	13	13	14	11 **	10 **	12	12	13		
	Disagree	1	1	1	1	1	3 **	3 **	4	5	5	3 **	3 **	4	5	4		
	<i>Unweighted count</i>						302						2 644					
Army	Agree	94	93	95	95	93	85 **	82	82 **	80	78	87 **	83	84 **	82	81		
	Neutral	4	5	4	3	4	11 **	14	14	15	16	10 **	13	13	13	14		
	Disagree	2	2	1	2	2	3 **	4	4	5	6	3 **	4	4 **	5	5		
	<i>Unweighted count</i>						1 209						2 735					
RAF	Agree	83 **	82 **	82 **	87	87	70	72	73	72	70	73	75	75	75	73		
	Neutral	11	12 **	14 **	9	8	21	19	19	19	19	19	17	18	16	17		
	Disagree	6	6	4	4	4	9 **	9	8 **	10	11	8	8	7 **	9	10		
	<i>Unweighted count</i>						902						1 936					

** denotes the estimate is significantly different to the 2016 estimate (99% confidence level).

AFCAS 2016 Section 6 - Commitment

Source: Defence Statistics (Surveys)

Table B6. How strongly do you agree or disagree with the following? The ethos of my branch is important to me.

		Officers					Other Ranks					Total				
		2012	2013	2014	2015	2016	2012	2013	2014	2015	2016	2012	2013	2014	2015	2016
Tri-Service	Agree
	Neutral
	Disagree
	<i>Unweighted count</i>															
Royal Navy	Agree	77	64	67
	Neutral	14	23	21
	Disagree	9	13	12
	<i>Unweighted count</i>					961					1 748					2 709
Royal Marines	Agree
	Neutral
	Disagree
	<i>Unweighted count</i>															
Army	Agree
	Neutral
	Disagree
	<i>Unweighted count</i>															
RAF	Agree
	Neutral
	Disagree
	<i>Unweighted count</i>															

** denotes the estimate is significantly different to the 2016 estimate (99% confidence level).

NEW QUESTION IN 2016

AFCAS 2016 Section 6 - Commitment

Source: Defence Statistics (Surveys)

Table B6.1 How strongly do you agree or disagree with the following? In the last 12 months, I have fulfilled my commitments/promises to the [Service].

		Officers: Margin of error +/-%					Other Ranks: Margin of error +/-%					Total: Margin of error +/-%				
		2012	2013	2014	2015	2016	2012	2013	2014	2015	2016	2012	2013	2014	2015	2016
Tri-Service	Agree	0.6	0.7	1.6	1.2	1.3	1.0
	Neutral	0.6	0.7	1.4	1.1	1.1	0.9
	Disagree	0.3	0.2	0.9	0.7	0.7	0.6
	<i>Unweighted count</i>															
Royal Navy	Agree	1.0	1.0	2.1	2.1	1.6	1.6
	Neutral	0.9	0.9	1.8	1.9	1.4	1.5
	Disagree	0.5	0.4	1.2	1.1	1.0	0.9
	<i>Unweighted count</i>															
Royal Marines	Agree	2.1	2.3	1.6	1.4	1.5	1.3
	Neutral	1.9	2.1	1.5	1.3	1.3	1.2
	Disagree	1.0	0.9	0.8	0.7	0.8	0.6
	<i>Unweighted count</i>															
Army	Agree	1.0	1.3	2.5	1.9	2.1	1.6
	Neutral	1.0	1.2	2.2	1.7	1.9	1.4
	Disagree	0.4	0.3	1.5	1.1	1.3	0.9
	<i>Unweighted count</i>															
RAF	Agree	1.1	1.3	1.6	1.7	1.3	1.4
	Neutral	1.0	1.2	1.5	1.4	1.2	1.1
	Disagree	0.5	0.6	0.7	1.0	0.5	0.8
	<i>Unweighted count</i>															

Key

	Margin of error less than 3%
	Margin of error 3% - 5%
	Margin of error 5% +

Margin of error is half the width of a 99% confidence interval. Darker colours indicate a greater degree of uncertainty in the estimate.

AFCAS 2016 Section 6 - Commitment

Source: Defence Statistics (Surveys)

Table B6.2 How strongly do you agree or disagree with the following? In the last 12 months, the [Service] has fulfilled its commitments/promises to me.

		Officers: Margin of error +/-%					Other Ranks: Margin of error +/-%					Total: Margin of error +/-%				
		2012	2013	2014	2015	2016	2012	2013	2014	2015	2016	2012	2013	2014	2015	2016
Tri-Service	Agree	2.3	2.2	2.0	1.7	1.7	1.4
	Neutral	1.9	1.8	1.9	1.6	1.6	1.3
	Disagree	2.1	1.9	1.9	1.6	1.7	1.3
	<i>Unweighted count</i>															
Royal Navy	Agree	3.9	3.8	3.0	2.9	2.5	2.4
	Neutral	3.2	3.1	2.8	2.9	2.3	2.3
	Disagree	3.5	3.3	3.0	3.0	2.5	2.4
	<i>Unweighted count</i>															
Royal Marines	Agree	4.9	5.2	2.1	1.9	1.9	1.8
	Neutral	4.2	4.5	2.0	1.8	1.8	1.7
	Disagree	3.4	3.6	1.8	1.6	1.7	1.5
	<i>Unweighted count</i>															
Army	Agree	3.9	3.6	3.2	2.5	2.8	2.2
	Neutral	3.3	3.0	3.0	2.4	2.6	2.1
	Disagree	3.5	3.1	3.1	2.3	2.7	2.0
	<i>Unweighted count</i>															
RAF	Agree	3.8	4.0	2.8	3.0	2.4	2.5
	Neutral	3.1	3.4	2.7	2.7	2.2	2.2
	Disagree	3.3	3.4	2.6	2.8	2.2	2.3
	<i>Unweighted count</i>															

Key

- Margin of error less than 3%
- Margin of error 3% - 5%
- Margin of error 5% +

Margin of error is half the width of a 99% confidence interval. Darker colours indicate a greater degree of uncertainty in the estimate.

AFCAS 2016 Section 6 - Commitment

Source: Defence Statistics (Surveys)

Table B6.3 How strongly do you agree or disagree with the following? I am proud to be in the [Service].

		Officers: Margin of error +/-%					Other Ranks: Margin of error +/-%					Total: Margin of error +/-%				
		2012	2013	2014	2015	2016	2012	2013	2014	2015	2016	2012	2013	2014	2015	2016
Tri-Service	Agree	1.3	1.4	1.3	1.3	1.3	1.6	1.9	1.5	1.9	1.5	1.4	1.6	1.2	1.6	1.3
	Neutral	1.2	1.2	1.1	1.2	1.1	1.4	1.6	1.3	1.6	1.3	1.2	1.3	1.1	1.4	1.1
	Disagree	0.6	0.7	0.8	0.7	0.7	1.0	1.3	0.9	1.3	1.0	0.9	1.1	0.8	1.1	0.9
	<i>Unweighted count</i>															
Royal Navy	Agree	2.4	2.5	2.3	2.5	2.5	2.4	2.3	2.3	3.0	3.0	2.0	1.9	1.8	2.4	2.4
	Neutral	2.1	2.1	1.8	2.2	2.1	2.1	2.0	2.0	2.5	2.5	1.7	1.6	1.6	2.0	2.0
	Disagree	1.3	1.5	1.5	1.2	1.5	1.7	1.6	1.6	2.2	2.2	1.4	1.3	1.3	1.7	1.7
	<i>Unweighted count</i>															
Royal Marines	Agree	2.0	2.0	1.4	2.2	2.0	1.5	1.5	1.3	1.7	1.6	1.4	1.4	1.2	1.5	1.4
	Neutral	1.6	1.6	1.2	2.2	1.8	1.3	1.3	1.1	1.4	1.4	1.2	1.1	1.0	1.3	1.3
	Disagree	1.2	1.2	0.7	..	1.0	0.9	1.0	0.8	1.0	0.9	0.8	0.9	0.7	0.9	0.8
	<i>Unweighted count</i>															
Army	Agree	2.0	2.2	2.1	2.1	1.9	2.6	3.0	2.2	3.0	2.3	2.3	2.6	1.9	2.6	1.9
	Neutral	1.9	1.9	1.8	1.9	1.6	2.2	2.4	1.9	2.6	1.9	1.9	2.1	1.6	2.2	1.7
	Disagree	0.8	1.1	1.1	1.0	1.0	1.6	2.0	1.4	2.0	1.5	1.4	1.8	1.2	1.7	1.3
	<i>Unweighted count</i>															
RAF	Agree	2.6	2.4	2.6	2.3	2.7	2.1	2.4	2.4	2.5	2.8	1.8	1.9	2.0	2.1	2.3
	Neutral	2.3	2.1	2.3	2.0	2.5	1.8	2.0	2.0	2.2	2.5	1.5	1.6	1.7	1.8	2.0
	Disagree	1.5	1.5	1.5	1.3	1.3	1.4	1.6	1.6	1.7	1.9	1.1	1.3	1.3	1.4	1.5
	<i>Unweighted count</i>															

Key

	Margin of error less than 3%
	Margin of error 3% - 5%
	Margin of error 5% +

Margin of error is half the width of a 99% confidence interval. Darker colours indicate a greater degree of uncertainty in the estimate.

AFCAS 2016 Section 6 - Commitment

Source: Defence Statistics (Surveys)

Table B6.4 How strongly do you agree or disagree with the following? I am valued by the [Service].

		Officers: Margin of error +/-%					Other Ranks: Margin of error +/-%					Total: Margin of error +/-%				
		2012	2013	2014	2015	2016	2012	2013	2014	2015	2016	2012	2013	2014	2015	2016
Tri-Service	Agree	2.0	2.1	2.1	2.3	2.2	2.0	2.1	1.6	2.0	1.6	1.7	1.8	1.4	1.7	1.4
	Neutral	2.0	2.0	2.0	2.2	2.0	1.9	2.0	1.6	2.0	1.6	1.6	1.7	1.4	1.7	1.4
	Disagree	2.2	2.3	2.2	2.1	2.0	2.0	2.3	1.8	2.0	1.6	1.7	1.9	1.5	1.7	1.4
	<i>Unweighted count</i>															
Royal Navy	Agree	3.3	3.5	3.5	3.8	3.7	2.2	2.1	2.0	2.8	2.7	1.9	1.8	1.7	2.3	2.2
	Neutral	3.1	3.4	3.3	3.7	3.4	2.4	2.3	2.2	2.9	2.9	2.0	1.9	1.9	2.4	2.4
	Disagree	3.4	3.7	3.6	3.6	3.5	2.7	2.5	2.5	3.1	3.1	2.2	2.1	2.1	2.6	2.5
	<i>Unweighted count</i>															
Royal Marines	Agree	5.2	5.4	4.3	5.1	5.4	2.2	2.1	1.7	2.1	1.9	2.1	2.0	1.6	1.9	1.8
	Neutral	4.5	4.6	3.4	4.4	4.7	2.1	2.0	1.6	2.0	1.8	1.9	1.8	1.5	1.8	1.7
	Disagree	4.0	4.4	3.6	3.6	4.0	2.2	2.1	1.7	1.8	1.7	2.0	1.9	1.6	1.7	1.5
	<i>Unweighted count</i>															
Army	Agree	3.4	3.7	3.5	3.9	3.5	3.1	3.3	2.5	3.2	2.5	2.8	2.9	2.2	2.8	2.1
	Neutral	3.4	3.5	3.3	3.7	3.3	3.0	3.2	2.5	3.1	2.4	2.6	2.8	2.2	2.7	2.1
	Disagree	3.7	3.9	3.6	3.6	3.3	3.2	3.6	2.7	3.1	2.4	2.8	3.2	2.4	2.7	2.1
	<i>Unweighted count</i>															
RAF	Agree	3.2	3.3	3.5	3.6	3.9	2.2	2.4	2.5	2.5	2.6	1.8	2.0	2.1	2.1	2.2
	Neutral	3.3	3.2	3.5	3.5	3.7	2.3	2.6	2.7	2.7	2.8	2.0	2.1	2.2	2.3	2.3
	Disagree	3.7	3.6	3.8	3.4	3.8	2.6	2.8	3.0	2.8	3.0	2.2	2.3	2.5	2.3	2.5
	<i>Unweighted count</i>															

Key

- Margin of error less than 3%
- Margin of error 3% - 5%
- Margin of error 5% +

Margin of error is half the width of a 99% confidence interval. Darker colours indicate a greater degree of uncertainty in the estimate.

AFCAS 2016 Section 6 - Commitment

Source: Defence Statistics (Surveys)

Table B6.5 How strongly do you agree or disagree with the following? I would recommend joining the [Service] to others.

		Officers: Margin of error +/-%					Other Ranks: Margin of error +/-%					Total: Margin of error +/-%				
		2012	2013	2014	2015	2016	2012	2013	2014	2015	2016	2012	2013	2014	2015	2016
Tri-Service	Agree	2.2	2.3	2.2	2.3	2.2	2.1	2.2	1.7	2.1	1.7	1.8	1.9	1.5	1.8	1.4
	Neutral	2.0	2.1	2.0	2.0	1.9	1.9	2.1	1.7	1.8	1.5	1.6	1.7	1.4	1.6	1.3
	Disagree	1.8	2.0	1.8	1.7	1.7	1.9	2.2	1.7	2.0	1.6	1.6	1.9	1.4	1.6	1.3
	<i>Unweighted count</i>															
Royal Navy	Agree	3.5	3.8	3.7	3.9	3.7	2.5	2.4	2.3	2.9	3.0	2.1	2.1	2.0	2.4	2.4
	Neutral	3.2	3.5	3.4	3.6	3.2	2.4	2.3	2.3	2.8	2.8	2.0	1.9	1.9	2.3	2.3
	Disagree	2.9	3.1	3.1	3.2	3.0	2.5	2.4	2.5	3.1	3.0	2.1	2.0	2.0	2.5	2.4
	<i>Unweighted count</i>															
Royal Marines	Agree	4.5	4.3	3.6	3.9	4.5	2.3	2.2	1.8	2.1	1.9	2.1	2.0	1.6	1.9	1.8
	Neutral	3.9	3.6	3.3	3.5	4.0	2.1	2.0	1.6	1.9	1.8	1.9	1.8	1.5	1.7	1.6
	Disagree	2.9	2.9	1.7	2.2	2.5	2.0	1.8	1.5	1.7	1.6	1.8	1.7	1.4	1.5	1.4
	<i>Unweighted count</i>															
Army	Agree	3.7	4.0	3.7	3.9	3.5	3.3	3.5	2.7	3.2	2.5	2.9	3.1	2.3	2.8	2.2
	Neutral	3.3	3.5	3.3	3.4	3.1	3.0	3.2	2.5	2.9	2.3	2.6	2.8	2.2	2.5	2.0
	Disagree	3.0	3.4	2.9	2.9	2.6	2.9	3.5	2.6	3.1	2.4	2.6	3.0	2.3	2.7	2.1
	<i>Unweighted count</i>															
RAF	Agree	3.6	3.6	3.9	3.7	4.0	2.6	2.8	2.9	2.9	2.9	2.2	2.3	2.5	2.4	2.5
	Neutral	3.5	3.3	3.6	3.2	3.6	2.3	2.6	2.7	2.6	2.7	1.9	2.1	2.3	2.1	2.2
	Disagree	3.2	3.1	3.1	2.8	3.1	2.4	2.6	2.7	2.6	2.8	2.0	2.1	2.2	2.1	2.3
	<i>Unweighted count</i>															

Key

- Margin of error less than 3%
- Margin of error 3% - 5%
- Margin of error 5% +

Margin of error is half the width of a 99% confidence interval. Darker colours indicate a greater degree of uncertainty in the estimate.

AFCAS 2016 Section 6 - Commitment

Source: Defence Statistics (Surveys)

Table B6.6 How strongly do you agree or disagree with the following? I feel a strong personal attachment to the [Service].

		Officers: Margin of error +/-%					Other Ranks: Margin of error +/-%					Total: Margin of error +/-%				
		2012	2013	2014	2015	2016	2012	2013	2014	2015	2016	2012	2013	2014	2015	2016
Tri-Service	Agree	2.0	2.1	2.0	2.0	1.9	2.1	2.3	1.8	2.1	1.7	1.8	1.9	1.5	1.7	1.4
	Neutral	1.7	1.7	1.7	1.6	1.6	1.9	2.0	1.6	1.9	1.4	1.6	1.7	1.3	1.6	1.2
	Disagree	1.3	1.5	1.4	1.4	1.4	1.7	2.0	1.5	1.8	1.5	1.4	1.6	1.3	1.5	1.2
	<i>Unweighted count</i>															
Royal Navy	Agree	3.1	3.4	3.4	3.4	3.3	2.6	2.5	2.4	3.1	3.0	2.1	2.1	2.0	2.5	2.4
	Neutral	2.6	2.8	2.9	2.8	2.7	2.4	2.3	2.3	2.7	2.7	2.0	1.9	1.9	2.2	2.2
	Disagree	2.2	2.4	2.4	2.4	2.5	2.4	2.3	2.3	3.0	2.9	1.9	1.9	1.8	2.3	2.3
	<i>Unweighted count</i>															
Royal Marines	Agree	3.6	3.9	3.2	3.3	3.7	2.2	2.1	1.7	2.0	1.8	2.0	1.9	1.6	1.8	1.7
	Neutral	3.3	3.6	2.9	3.0	3.5	1.9	1.8	1.5	1.7	1.6	1.7	1.6	1.4	1.6	1.5
	Disagree	1.8	1.8	1.6	1.7	1.6	1.5	1.5	1.2	1.4	1.3	1.4	1.3	1.1	1.2	1.1
	<i>Unweighted count</i>															
Army	Agree	3.2	3.5	3.2	3.3	3.1	3.3	3.6	2.7	3.3	2.5	2.9	3.1	2.4	2.8	2.2
	Neutral	2.8	2.9	2.7	2.7	2.6	2.9	3.1	2.4	2.9	2.2	2.6	2.7	2.1	2.5	1.9
	Disagree	2.0	2.5	2.2	2.2	2.2	2.6	3.1	2.3	2.8	2.1	2.3	2.7	2.0	2.4	1.8
	<i>Unweighted count</i>															
RAF	Agree	3.5	3.3	3.6	3.3	3.6	2.6	2.8	2.9	2.8	2.9	2.1	2.3	2.4	2.3	2.4
	Neutral	2.9	2.7	3.0	2.7	2.9	2.3	2.5	2.6	2.5	2.7	1.9	2.0	2.1	2.0	2.2
	Disagree	2.6	2.5	2.6	2.4	2.7	2.2	2.4	2.6	2.6	2.8	1.8	2.0	2.1	2.1	2.2
	<i>Unweighted count</i>															

Key

- Margin of error less than 3%
- Margin of error 3% - 5%
- Margin of error 5% +

Margin of error is half the width of a 99% confidence interval. Darker colours indicate a greater degree of uncertainty in the estimate.

AFCAS 2016 Section 6 - Commitment

Source: Defence Statistics (Surveys)

Table B6.7 How strongly do you agree or disagree with the following? I feel a strong personal attachment to my unit.

		Officers: Margin of error +/-%					Other Ranks: Margin of error +/-%					Total: Margin of error +/-%				
		2012	2013	2014	2015	2016	2012	2013	2014	2015	2016	2012	2013	2014	2015	2016
Tri-Service	Agree	2.3	2.2	2.1	1.7	1.8	1.4
	Neutral	2.0	1.9	1.9	1.5	1.6	1.3
	Disagree	1.8	1.7	1.9	1.5	1.6	1.3
	<i>Unweighted count</i>															
Royal Navy	Agree	3.9	3.7	3.1	3.1	2.6	2.5
	Neutral	3.4	3.1	2.7	2.7	2.3	2.2
	Disagree	2.9	2.8	2.9	2.8	2.3	2.3
	<i>Unweighted count</i>															
Royal Marines	Agree	5.2	5.4	2.1	1.9	2.0	1.8
	Neutral	4.5	4.4	1.9	1.8	1.8	1.6
	Disagree	3.9	4.1	1.7	1.5	1.6	1.4
	<i>Unweighted count</i>															
Army	Agree	3.9	3.5	3.3	2.6	2.8	2.2
	Neutral	3.3	3.0	2.9	2.2	2.5	1.9
	Disagree	3.0	2.6	3.0	2.3	2.6	2.0
	<i>Unweighted count</i>															
RAF	Agree	3.8	4.1	2.8	2.9	2.3	2.4
	Neutral	3.3	3.5	2.6	2.7	2.1	2.3
	Disagree	3.1	3.4	2.8	2.8	2.3	2.3
	<i>Unweighted count</i>															

Key

- Margin of error less than 3%
- Margin of error 3% - 5%
- Margin of error 5% +

Margin of error is half the width of a 99% confidence interval. Darker colours indicate a greater degree of uncertainty in the estimate.

AFCAS 2016 Section 6 - Commitment

Source: Defence Statistics (Surveys)

Table B6.8 How strongly do you agree or disagree with the following? The [Service] inspires me to do the best in my job.

		Officers: Margin of error +/-%					Other Ranks: Margin of error +/-%					Total: Margin of error +/-%				
		2012	2013	2014	2015	2016	2012	2013	2014	2015	2016	2012	2013	2014	2015	2016
Tri-Service	Agree	2.2	2.3	2.2	2.3	2.2	2.1	2.3	1.8	2.1	1.7	1.8	1.9	1.5	1.7	1.4
	Neutral	2.0	2.1	2.1	2.2	2.1	1.9	2.1	1.7	2.0	1.6	1.6	1.8	1.4	1.7	1.4
	Disagree	1.8	1.9	1.8	1.8	1.7	1.6	2.0	1.5	1.8	1.5	1.4	1.7	1.3	1.5	1.2
	<i>Unweighted count</i>															
Royal Navy	Agree	3.4	3.7	3.7	3.9	3.8	2.6	2.5	2.3	2.9	2.9	2.2	2.1	2.0	2.4	2.4
	Neutral	3.3	3.6	3.6	3.8	3.5	2.5	2.4	2.4	3.1	3.0	2.1	2.0	2.0	2.5	2.4
	Disagree	2.9	3.1	3.2	3.0	3.0	2.4	2.3	2.3	2.9	2.9	2.0	1.9	1.9	2.4	2.3
	<i>Unweighted count</i>															
Royal Marines	Agree	4.2	4.4	3.6	4.4	4.4	2.2	2.1	1.7	2.1	1.9	2.0	1.9	1.6	1.9	1.7
	Neutral	3.7	3.7	3.4	3.9	3.7	1.9	1.8	1.5	1.9	1.7	1.8	1.7	1.4	1.7	1.6
	Disagree	2.4	2.8	1.5	2.4	2.8	1.5	1.4	1.2	1.4	1.3	1.4	1.3	1.1	1.3	1.2
	<i>Unweighted count</i>															
Army	Agree	3.7	4.0	3.7	3.9	3.6	3.3	3.6	2.7	3.2	2.6	2.9	3.2	2.4	2.8	2.2
	Neutral	3.4	3.6	3.4	3.7	3.4	3.0	3.3	2.5	3.1	2.4	2.6	2.9	2.2	2.7	2.1
	Disagree	2.9	3.3	3.0	3.0	2.6	2.6	3.1	2.3	2.9	2.2	2.3	2.7	2.0	2.5	1.9
	<i>Unweighted count</i>															
RAF	Agree	3.6	3.5	3.8	3.7	4.1	2.6	2.8	2.9	2.8	2.9	2.2	2.3	2.4	2.3	2.4
	Neutral	3.5	3.4	3.7	3.7	3.9	2.4	2.7	2.8	2.8	2.9	2.1	2.2	2.3	2.3	2.4
	Disagree	3.2	3.2	3.4	2.9	3.2	2.2	2.3	2.6	2.5	2.7	1.9	2.0	2.1	2.1	2.2
	<i>Unweighted count</i>															

Key

- Margin of error less than 3%
- Margin of error 3% - 5%
- Margin of error 5% +

Margin of error is half the width of a 99% confidence interval. Darker colours indicate a greater degree of uncertainty in the estimate.

AFCAS 2016 Section 6 - Commitment

Source: Defence Statistics (Surveys)

Table B6.9 How strongly do you agree or disagree with the following? The [Service] motivates me to help it achieve its objectives.

		Officers: Margin of error +/-%					Other Ranks: Margin of error +/-%					Total: Margin of error +/-%				
		2012	2013	2014	2015	2016	2012	2013	2014	2015	2016	2012	2013	2014	2015	2016
Tri-Service	Agree	2.1	2.2	2.1	2.3	2.2	2.1	2.3	1.8	2.0	1.7	1.8	1.9	1.5	1.7	1.4
	Neutral	2.1	2.2	2.1	2.2	2.1	1.9	2.2	1.7	2.0	1.6	1.6	1.8	1.5	1.7	1.4
	Disagree	2.0	2.1	2.1	2.0	1.9	1.7	2.0	1.6	1.8	1.5	1.5	1.7	1.4	1.6	1.3
	<i>Unweighted count</i>															
Royal Navy	Agree	3.3	3.5	3.5	3.8	3.7	2.5	2.4	2.2	2.8	2.8	2.1	2.0	1.9	2.3	2.3
	Neutral	3.3	3.7	3.6	3.9	3.6	2.6	2.4	2.4	3.1	3.0	2.1	2.1	2.0	2.5	2.5
	Disagree	3.2	3.4	3.5	3.3	3.3	2.5	2.4	2.4	3.0	2.9	2.1	2.0	2.0	2.4	2.4
	<i>Unweighted count</i>															
Royal Marines	Agree	4.9	5.2	4.1	4.8	5.1	2.3	2.2	1.8	2.1	1.9	2.1	2.0	1.7	1.9	1.8
	Neutral	4.4	4.7	3.8	4.4	4.6	2.1	2.0	1.7	2.0	1.8	1.9	1.8	1.5	1.8	1.7
	Disagree	3.0	3.3	2.3	2.6	2.9	1.7	1.6	1.3	1.5	1.4	1.6	1.5	1.2	1.4	1.3
	<i>Unweighted count</i>															
Army	Agree	3.6	3.8	3.6	3.9	3.5	3.3	3.6	2.7	3.2	2.5	2.9	3.1	2.4	2.8	2.2
	Neutral	3.6	3.7	3.5	3.8	3.4	3.0	3.4	2.6	3.2	2.4	2.7	3.0	2.3	2.8	2.1
	Disagree	3.3	3.6	3.4	3.3	3.0	2.7	3.1	2.4	2.9	2.2	2.3	2.8	2.1	2.5	1.9
	<i>Unweighted count</i>															
RAF	Agree	3.2	3.2	3.5	3.6	3.9	2.4	2.7	2.8	2.7	2.8	2.0	2.2	2.3	2.2	2.3
	Neutral	3.6	3.5	3.7	3.7	4.0	2.4	2.7	2.8	2.8	2.9	2.1	2.3	2.4	2.4	2.4
	Disagree	3.5	3.4	3.7	3.2	3.5	2.4	2.6	2.8	2.6	2.8	2.0	2.1	2.3	2.2	2.3
	<i>Unweighted count</i>															

Key

- Margin of error less than 3%
- Margin of error 3% - 5%
- Margin of error 5% +

Margin of error is half the width of a 99% confidence interval. Darker colours indicate a greater degree of uncertainty in the estimate.

AFCAS 2016 Section 6 - Commitment

Source: Defence Statistics (Surveys)

Table B6.10 How strongly do you agree or disagree with the following? My family is proud of me serving in the Armed Forces.

		Officers: Margin of error +/-%					Other Ranks: Margin of error +/-%					Total: Margin of error +/-%				
		2012	2013	2014	2015	2016	2012	2013	2014	2015	2016	2012	2013	2014	2015	2016
Tri-Service	Agree	1.4	1.2	1.1	1.4	1.4	1.2	1.4	1.0	1.4	1.2	1.1	1.2	0.9	1.2	1.0
	Neutral	1.2	1.2	1.0	1.2	1.2	1.1	1.2	0.9	1.2	1.1	0.9	1.0	0.8	1.0	0.9
	Disagree	0.7	0.4	0.5	0.8	0.7	0.7	0.7	0.5	0.7	0.6	0.6	0.6	0.4	0.6	0.5
	<i>Unweighted count</i>															
Royal Navy	Agree	2.0	2.0	2.0	2.2	2.4	1.6	1.5	1.5	2.0	2.0	1.4	1.3	1.2	1.6	1.7
	Neutral	1.8	1.8	1.8	1.9	2.1	1.5	1.4	1.3	1.8	1.7	1.2	1.1	1.1	1.4	1.4
	Disagree	1.0	0.8	0.9	1.3	1.3	0.7	0.7	0.6	1.1	1.2	0.6	0.6	0.5	0.9	0.9
	<i>Unweighted count</i>															
Royal Marines	Agree	2.7	2.5	2.4	2.7	3.2	1.4	1.3	1.1	1.5	1.4	1.3	1.2	1.0	1.3	1.3
	Neutral	2.6	2.4	2.1	2.5	3.0	1.2	1.2	1.0	1.3	1.3	1.1	1.1	1.0	1.2	1.2
	Disagree	0.8	0.9	1.2	1.0	1.3	0.8	0.7	0.5	0.7	0.7	0.7	0.6	0.4	0.7	0.6
	<i>Unweighted count</i>															
Army	Agree	2.4	2.1	1.7	2.3	2.1	2.0	2.2	1.6	2.2	1.8	1.7	1.9	1.4	1.9	1.6
	Neutral	2.1	2.0	1.6	1.9	1.8	1.7	1.9	1.4	1.9	1.6	1.5	1.6	1.2	1.7	1.4
	Disagree	1.2	0.7	0.8	1.3	1.2	1.1	1.2	0.7	1.2	0.9	0.9	1.0	0.6	1.0	0.8
	<i>Unweighted count</i>															
RAF	Agree	2.3	2.1	2.0	2.4	2.6	1.4	1.3	1.5	1.7	2.0	1.2	1.1	1.3	1.4	1.7
	Neutral	2.1	2.0	1.9	2.1	2.4	1.3	1.2	1.4	1.5	1.7	1.1	1.0	1.2	1.3	1.5
	Disagree	1.1	0.8	0.7	1.2	1.2	0.7	0.6	0.6	0.8	1.0	0.6	0.5	0.5	0.7	0.9
	<i>Unweighted count</i>															

Key

- Margin of error less than 3%
- Margin of error 3% - 5%
- Margin of error 5% +

Margin of error is half the width of a 99% confidence interval. Darker colours indicate a greater degree of uncertainty in the estimate.

AFCAS 2016 Section 6 - Commitment

Source: Defence Statistics (Surveys)

Table B6.11 How strongly do you agree or disagree with the following? My family benefits from being a Service family.

		Officers: Margin of error +/-%					Other Ranks: Margin of error +/-%					Total: Margin of error +/-%				
		2012	2013	2014	2015	2016	2012	2013	2014	2015	2016	2012	2013	2014	2015	2016
Tri-Service	Agree	1.7	1.8	1.7	2.0	1.9	1.9	2.0	1.6	1.9	1.6	1.6	1.7	1.4	1.6	1.3
	Neutral	1.9	1.9	1.9	2.0	1.8	2.0	2.1	1.7	2.0	1.6	1.7	1.8	1.4	1.7	1.3
	Disagree	2.2	2.3	2.2	2.4	2.3	2.1	2.4	1.9	2.2	1.7	1.8	2.0	1.6	1.8	1.5
	<i>Unweighted count</i>															
Royal Navy	Agree	2.6	2.8	2.8	3.1	3.2	2.0	1.8	1.8	2.5	2.4	1.7	1.5	1.5	2.1	2.0
	Neutral	3.0	3.4	3.2	3.4	3.1	2.5	2.4	2.3	2.8	2.8	2.1	2.0	2.0	2.3	2.3
	Disagree	3.5	3.8	3.7	4.0	3.8	2.7	2.6	2.6	3.2	3.2	2.3	2.2	2.2	2.6	2.6
	<i>Unweighted count</i>															
Royal Marines	Agree	3.5	3.8	3.4	4.7	5.0	1.8	1.7	1.4	1.8	1.6	1.7	1.6	1.3	1.7	1.6
	Neutral	4.7	5.0	3.9	4.7	4.9	2.1	2.0	1.7	2.0	1.8	2.0	1.9	1.6	1.9	1.7
	Disagree	5.2	5.5	4.4	5.5	5.8	2.4	2.2	1.8	2.1	1.9	2.2	2.1	1.7	2.0	1.8
	<i>Unweighted count</i>															
Army	Agree	2.9	3.2	3.0	3.5	3.2	3.1	3.2	2.5	3.1	2.5	2.7	2.8	2.2	2.7	2.2
	Neutral	3.2	3.3	3.0	3.4	2.9	3.2	3.4	2.6	3.1	2.4	2.8	3.0	2.3	2.7	2.1
	Disagree	3.8	4.0	3.7	4.1	3.7	3.4	3.8	2.9	3.4	2.6	3.0	3.3	2.5	3.0	2.3
	<i>Unweighted count</i>															
RAF	Agree	2.7	2.7	2.6	3.2	3.3	2.0	2.2	2.3	2.3	2.4	1.7	1.8	1.9	2.0	2.0
	Neutral	3.1	3.1	3.4	3.2	3.5	2.4	2.6	2.8	2.6	2.7	2.0	2.2	2.3	2.1	2.3
	Disagree	3.7	3.6	3.8	3.9	4.1	2.7	2.9	3.1	3.0	3.1	2.3	2.4	2.6	2.5	2.6
	<i>Unweighted count</i>															

Key

	Margin of error less than 3%
	Margin of error 3% - 5%
	Margin of error 5% +

Margin of error is half the width of a 99% confidence interval. Darker colours indicate a greater degree of uncertainty in the estimate.

AFCAS 2016 Section 6 - Commitment

Source: Defence Statistics (Surveys)

Table B6.12 How strongly do you agree or disagree with the following? My family supports my career in the [Service].

		Officers: Margin of error +/-%					Other Ranks: Margin of error +/-%					Total: Margin of error +/-%				
		2012	2013	2014	2015	2016	2012	2013	2014	2015	2016	2012	2013	2014	2015	2016
Tri-Service	Agree	1.9	1.9	1.7	1.4	1.5	1.2
	Neutral	1.7	1.6	1.6	1.3	1.3	1.1
	Disagree	1.1	1.1	0.9	0.8	0.8	0.7
	<i>Unweighted count</i>															
Royal Navy	Agree	3.2	3.2	2.6	2.5	2.1	2.1
	Neutral	2.8	2.8	2.3	2.2	1.9	1.8
	Disagree	1.9	1.9	1.4	1.5	1.2	1.2
	<i>Unweighted count</i>															
Royal Marines	Agree	4.3	4.8	1.8	1.7	1.7	1.6
	Neutral	3.9	4.3	1.6	1.5	1.5	1.4
	Disagree	2.2	2.6	1.0	0.8	0.9	0.8
	<i>Unweighted count</i>															
Army	Agree	3.2	3.0	2.7	2.1	2.4	1.9
	Neutral	2.8	2.6	2.5	1.9	2.1	1.7
	Disagree	1.9	1.8	1.4	1.2	1.2	1.0
	<i>Unweighted count</i>															
RAF	Agree	3.1	3.3	2.3	2.4	1.9	2.0
	Neutral	2.7	2.9	2.1	2.2	1.7	1.8
	Disagree	1.7	1.8	1.3	1.4	1.1	1.1
	<i>Unweighted count</i>															

Key

	Margin of error less than 3%
	Margin of error 3% - 5%
	Margin of error 5% +

Margin of error is half the width of a 99% confidence interval. Darker colours indicate a greater degree of uncertainty in the estimate.

AFCAS 2016 Section 6 - Commitment

Source: Defence Statistics (Surveys)

Table B6.13 How strongly do you agree or disagree with the following? The ethos of the [Service] is an important part of life in the [Service].

		Officers: Margin of error +/-%					Other Ranks: Margin of error +/-%					Total: Margin of error +/-%				
		2012	2013	2014	2015	2016	2012	2013	2014	2015	2016	2012	2013	2014	2015	2016
Tri-Service	Agree	1.3	1.4	1.3	1.2	1.3	1.6	1.9	1.5	1.8	1.5	1.3	1.6	1.3	1.5	1.2
	Neutral	1.1	1.2	1.1	1.0	1.0	1.4	1.7	1.3	1.6	1.3	1.2	1.4	1.1	1.3	1.1
	Disagree	0.7	0.8	0.7	0.8	0.8	0.8	1.0	0.8	1.0	0.9	0.7	0.9	0.7	0.9	0.8
	<i>Unweighted count</i>															
Royal Navy	Agree	2.5	2.8	2.9	2.6	2.5	2.6	2.4	2.4	3.0	3.0	2.1	2.0	2.0	2.4	2.4
	Neutral	2.2	2.4	2.5	2.1	2.0	2.3	2.2	2.2	2.7	2.6	1.9	1.8	1.8	2.1	2.1
	Disagree	1.4	1.8	1.7	1.6	1.6	1.7	1.5	1.7	2.1	2.1	1.4	1.2	1.3	1.6	1.7
	<i>Unweighted count</i>															
Royal Marines	Agree	2.0	1.5	1.9	1.8	1.8	1.7	1.6	1.4	1.7	1.5	1.5	1.4	1.2	1.5	1.4
	Neutral	1.8	1.1	1.8	1.6	1.3	1.5	1.4	1.2	1.5	1.4	1.4	1.3	1.1	1.3	1.2
	Disagree	0.8	1.0	0.7	0.9	1.3	0.9	0.8	0.7	1.0	0.8	0.8	0.7	0.7	0.9	0.8
	<i>Unweighted count</i>															
Army	Agree	1.7	2.0	1.6	1.8	1.8	2.4	3.0	2.2	2.7	2.2	2.1	2.6	1.9	2.3	1.9
	Neutral	1.5	1.7	1.4	1.4	1.5	2.2	2.7	2.0	2.4	1.9	1.9	2.3	1.7	2.1	1.7
	Disagree	0.9	1.1	0.8	1.1	1.1	1.2	1.6	1.2	1.5	1.3	1.0	1.3	1.0	1.3	1.1
	<i>Unweighted count</i>															
RAF	Agree	2.8	2.8	3.0	2.6	2.7	2.4	2.6	2.7	2.7	2.8	2.0	2.1	2.2	2.2	2.3
	Neutral	2.3	2.4	2.7	2.2	2.2	2.1	2.3	2.4	2.3	2.5	1.8	1.8	2.0	1.9	2.0
	Disagree	1.8	1.7	1.6	1.5	1.6	1.5	1.7	1.7	1.8	2.0	1.2	1.4	1.4	1.4	1.6
	<i>Unweighted count</i>															

Key

	Margin of error less than 3%
	Margin of error 3% - 5%
	Margin of error 5% +

Margin of error is half the width of a 99% confidence interval. Darker colours indicate a greater degree of uncertainty in the estimate.

AFCAS 2016 Section 6 - Commitment

Source: Defence Statistics (Surveys)

Table B6. How strongly do you agree or disagree with the following? The ethos of my branch is important to me.

		Officers: Margin of error +/-%					Other Ranks: Margin of error +/-%					Total: Margin of error +/-%				
		2012	2013	2014	2015	2016	2012	2013	2014	2015	2016	2012	2013	2014	2015	2016
Tri-Service	Agree
	Neutral
	Disagree
	<i>Unweighted count</i>															
Royal Navy	Agree	3.2	3.0	2.4
	Neutral	2.6	2.7	2.2
	Disagree	2.2	2.2	1.7
	<i>Unweighted count</i>															
Royal Marines	Agree
	Neutral
	Disagree
	<i>Unweighted count</i>															
Army	Agree
	Neutral
	Disagree
	<i>Unweighted count</i>															
RAF	Agree
	Neutral
	Disagree
	<i>Unweighted count</i>															

Key

	Margin of error less than 3%
	Margin of error 3% - 5%
	Margin of error 5% +

Margin of error is half the width of a 99% confidence interval. Darker colours indicate a greater degree of uncertainty in the estimate.

AFCAS 2016 Section 7 - Working with Others

Source: Defence Statistics (Surveys)

Table B7.1 In considering your immediate working team, to what extent do you agree or disagree with the following? My team know exactly what their responsibilities are.

Percentages

		Officers					Other Ranks					Total						
		2012	2013	2014	2015	2016	2012	2013	2014	2015	2016	2012	2013	2014	2015	2016		
Tri-Service	Agree	81 **	80 **	79 **	84	86	77	75 **	74 **	77	78	78	76 **	75 **	78	79		
	Neutral	9	9	9	9	8	12 **	14	14	15	14	12	13	13	14	13		
	Disagree	10 **	11 **	11 **	7	6	10 **	11 **	12 **	8	8	10 **	11 **	12 **	8	7		
	<i>Unweighted count</i>						3 370						9 050					
Royal Navy	Agree	82 **	79 **	80 **	85	87	80	78 **	79 **	82	83	80 **	79 **	79 **	82	84		
	Neutral	9	10	9	9	8	12	14 **	12	11	10	11	13 **	11	11	10		
	Disagree	9 **	11 **	12 **	6	5	9	8	9	7	7	9 **	9 **	9 **	7	6		
	<i>Unweighted count</i>						962						1 743					
Royal Marines	Agree	86 **	87	88	89	91	77 **	77 **	77 **	81	80	78 **	78 **	78 **	82	81		
	Neutral	8	5	7	8	5	15	15	14	14	16	14	14	13	14	15		
	Disagree	6	8 **	5	4	4	8 **	9 **	9 **	5	4	8 **	8 **	8 **	5	4		
	<i>Unweighted count</i>						299						2 642					
Army	Agree	82	81 **	80 **	83	86	76	72	71 **	75	75	77	74	72 **	76	76		
	Neutral	9	8	8	9	8	13 **	15	15	17	17	12 **	14	14	16	15		
	Disagree	9	11 **	11 **	8	6	11	13 **	14 **	9	9	11 **	13 **	13 **	8	8		
	<i>Unweighted count</i>						1 207						2 737					
RAF	Agree	78 **	78 **	76 **	84	85	78 **	79 **	77 **	81	83	78 **	79 **	77 **	82	83		
	Neutral	9	11	12	9	9	11	11	12	11	10	11	11	12	11	10		
	Disagree	13 **	12 **	12 **	6	6	10 **	10 **	11 **	8	7	11 **	10 **	11 **	8	7		
	<i>Unweighted count</i>						902						1 928					

** denotes the estimate is significantly different to the 2016 estimate (99% confidence level).

(1) new question in 2010 (2) minor wording change in 2011.

AFCAS 2016 Section 7 - Working with Others

Source: Defence Statistics (Surveys)

Table B7.2 In considering your immediate working team, to what extent do you agree or disagree with the following? The people in my team can be relied upon to help when things get difficult in my job.

		Officers					Other Ranks					Total				
		2012	2013	2014	2015	2016	2012	2013	2014	2015	2016	2012	2013	2014	2015	2016
Tri-Service	Agree	87 **	89	76	77	78	79
	Neutral	9	8	15	15	14	14
	Disagree	4 **	3	9	8	8	7
	<i>Unweighted count</i>					3 367					9 041					12 408
Royal Navy	Agree	86 **	90	78	79	80	81
	Neutral	10	7	14	13	13	12
	Disagree	4	3	8	8	7	7
	<i>Unweighted count</i>					961					1 739					2 700
Royal Marines	Agree	90	91	81	81	82	82
	Neutral	8	6	15	15	14	14
	Disagree	2	3	4	4	4	4
	<i>Unweighted count</i>					298					2 641					2 939
Army	Agree	85 **	89	73	74	75	76
	Neutral	10	8	16	17	15	15
	Disagree	5	3	10	9	9	8
	<i>Unweighted count</i>					1 206					2 733					3 939
RAF	Agree	89	89	81	83	83	84
	Neutral	8	8	12	11	11	10
	Disagree	3	3	7	6	7	6
	<i>Unweighted count</i>					902					1 928					2 830

** denotes the estimate is significantly different to the 2016 estimate (99% confidence level).

new question in 2015

AFCAS 2016 Section 7 - Working with Others

Source: Defence Statistics (Surveys)

Table B7.3 In considering your immediate working team, to what extent do you agree or disagree with the following? We have confidence in ourselves as a team.

		Officers					Other Ranks					Total						
		2012	2013	2014	2015	2016	2012	2013	2014	2015	2016	2012	2013	2014	2015	2016		
Tri-Service	Agree	90	89	88	89	90	84 **	82	81	80	81	85 **	83	82	81	82		
	Neutral	7	8	9	8	9	12 **	12	13	15	14	11 **	12	12	14	13		
	Disagree	3 **	3 **	3 **	3 **	2	5	5	6 **	6	5	4	5	6 **	5	4		
	<i>Unweighted count</i>						3 363						9 038					
Royal Navy	Agree	90	88	87	89	90	84	85	82	84	83	85	86	83	85	84		
	Neutral	8	9	10	8	9	11	11	12	11	13	11	10	12	10	12		
	Disagree	2	3 **	3 **	3	1	4	5	6	5	4	4	4	5 **	5	3		
	<i>Unweighted count</i>						961						1 742					
Royal Marines	Agree	95	95	93	93	92	84	86 **	85 **	84	83	85	87 **	86 **	85	84		
	Neutral	5	4	5	6	7	12 **	11 **	11 **	13	14	11 **	10 **	11 **	12	13		
	Disagree	1	2	1	1	1	4	3	4	3	3	4	3	3	3	3		
	<i>Unweighted count</i>						299						2 640					
Army	Agree	90	89	88	88	90	83 **	80	79	77	78	84 **	81	80	79	80		
	Neutral	6	7	8	8	8	13 **	13	14	17	16	12 **	12	13	16	15		
	Disagree	4	4 **	4 **	4	2	5	7	7	6	6	5	6	7	6	5		
	<i>Unweighted count</i>						1 202						2 729					
RAF	Agree	89	88	88	90	89	86	85	85	84	86	86	86	86	85	87		
	Neutral	8	8	10	8	9	10	11	10	12	10	9	11	10	11	10		
	Disagree	3	3	3	2	2	5	3	5	4	3	4	3	4	4	3		
	<i>Unweighted count</i>						901						1 927					

** denotes the estimate is significantly different to the 2016 estimate (99% confidence level).

(1) Army not asked this question in 2010. (2) minor wording change in 2010 and 2011.

AFCAS 2016 Section 7 - Working with Others

Source: Defence Statistics (Surveys)

Table B7.4 In considering your immediate working team, to what extent do you agree or disagree with the following? The people in my team work together to find ways to improve the service we provide.

		Officers					Other Ranks					Total				
		2012	2013	2014	2015	2016	2012	2013	2014	2015	2016	2012	2013	2014	2015	2016
Tri-Service	Agree	85	82 **	84 **	85	87	75	74	72 **	73	75	76	75	74 **	75	77
	Neutral	12	12	12	11	11	17	18	18	18	18	16	17	17	17	17
	Disagree	4	5 **	4 **	4 **	3	8	8	10 **	9	7	7	8	9 **	8	6
	<i>Unweighted count</i>					3 364					9 044					12 408
Royal Navy	Agree	83	81 **	83	85	86	72	73	71	74	74	74	75	73 **	76	77
	Neutral	12	14	12	11	11	19	18	20	18	18	18	17	18	16	17
	Disagree	5 **	5 **	5 **	4	3	9	9	10	9	8	8	8	9 **	8	6
	<i>Unweighted count</i>					962					1 742					2 704
Royal Marines	Agree	88	91	89	91	88	77	79	79	78	79	78	81	80	80	80
	Neutral	10	6	8	8	9	18	15	16	17	17	17	14 **	15	16	16
	Disagree	2	3	3	1	3	6 **	6 **	6 **	5	4	5 **	5 **	5 **	4	4
	<i>Unweighted count</i>					299					2 641					2 940
Army	Agree	86	83 **	83	84	87	74	73	70	71	73	76	74	72 **	73	75
	Neutral	11	12	12	11	11	18	19	19	20	19	17	18	18	18	18
	Disagree	4	5 **	4	5 **	3	8	9	11 **	9	8	8	8	10 **	9	7
	<i>Unweighted count</i>					1 203					2 734					3 937
RAF	Agree	84	83 **	84	86	87	78	77	76	79	79	79	79	78 **	80	81
	Neutral	13	12	12	10	10	15	16	15	14	14	15	15	15	13	13
	Disagree	4	5	4	3	3	7	6	9 **	7	6	6	6	8 **	6	6
	<i>Unweighted count</i>					900					1 927					2 827

** denotes the estimate is significantly different to the 2016 estimate (99% confidence level).

new question in 2011

AFCAS 2016 Section 7 - Working with Others

Source: Defence Statistics (Surveys)

Table B7.5 In considering your immediate working team, to what extent do you agree or disagree with the following? Team members work well with personnel from different backgrounds.

		Officers					Other Ranks					Total				
		2012	2013	2014	2015	2016	2012	2013	2014	2015	2016	2012	2013	2014	2015	2016
Tri-Service	Agree	91	91	82	83	84	84
	Neutral	7	7	13	13	12	12
	Disagree	2	2	5	4	4	4
	<i>Unweighted count</i>					3 364					9 036					12 400
Royal Navy	Agree	90	93	83	84	84	86
	Neutral	9	6	13	12	12	10
	Disagree	1	1	4	4	4	3
	<i>Unweighted count</i>					961					1 739					2 700
Royal Marines	Agree	92	91	82	82	83	83
	Neutral	8	7	15	15	14	14
	Disagree	0	2	3	3	3	3
	<i>Unweighted count</i>					298					2 642					2 940
Army	Agree	91	92	81	81	82	82
	Neutral	7	7	14	15	13	14
	Disagree	3 **	1	5	5	5	4
	<i>Unweighted count</i>					1 204					2 732					3 936
RAF	Agree	91	89	86	87	87	88
	Neutral	8	8	11	10	10	10
	Disagree	2	3	3	3	3	3
	<i>Unweighted count</i>					901					1 923					2 824

** denotes the estimate is significantly different to the 2016 estimate (99% confidence level).

new question in 2015

AFCAS 2016 Section 7 - Working with Others

Source: Defence Statistics (Surveys)

Table B7.6 Have you had working contact with any of the following in the last two years? Armed Forces Reserves.

		Officers					Other Ranks					Total				
		2012	2013	2014	2015	2016	2012	2013	2014	2015	2016	2012	2013	2014	2015	2016
Tri-Service	Not ticked	35 **	31	54	54	50	50
	Ticked	65 **	69	46	46	50	50
	<i>Unweighted count</i>					3 434					9 351					12 785
Royal Navy	Not ticked	44 **	37	65	62	60 **	56
	Ticked	56 **	63	35	38	40 **	44
	<i>Unweighted count</i>					980					1 814					2 794
Royal Marines	Not ticked	42	47	67 **	64	64	62
	Ticked	58	53	33 **	36	36	38
	<i>Unweighted count</i>					307					2 690					2 997
Army	Not ticked	29	27	50	53	47	49
	Ticked	71	73	50	47	53	51
	<i>Unweighted count</i>					1 231					2 841					4 072
RAF	Not ticked	38 **	31	52	49	49 **	45
	Ticked	62 **	69	48	51	51 **	55
	<i>Unweighted count</i>					916					2 006					2 922

** denotes the estimate is significantly different to the 2016 estimate (99% confidence level).

new question in 2015

AFCAS 2016 Section 7 - Working with Others

Source: Defence Statistics (Surveys)

Table B7.7 In your experience, how would you rate the contribution to the [Service] of... Armed Forces Reserves.

		Officers					Other Ranks					Total				
		2012	2013	2014	2015	2016	2012	2013	2014	2015	2016	2012	2013	2014	2015	2016
Tri-Service	Valuable	67	68	61	59	62	61
	Not very or not at all valuable	31	31	36	37	35	35
	Don't know / N/A	2	1	4	4	3	4
	<i>Unweighted count</i>					2 307					4 218					6 525
Royal Navy	Valuable	74	74	63	64	67	67
	Not very or not at all valuable	24	25	32	32	30	29
	Don't know / N/A	2	1	5	4	4	3
	<i>Unweighted count</i>					616					744					1 360
Royal Marines	Valuable	67	62	54	52	56	53
	Not very or not at all valuable	30	33	42	44	40	42
	Don't know / N/A	3	4	5	4	4	4
	<i>Unweighted count</i>					161					971					1 132
Army	Valuable	57	57	57	54	57	55
	Not very or not at all valuable	42	43	40	41	40	42
	Don't know / N/A	1	0	3	4	3	3
	<i>Unweighted count</i>					901					1 429					2 330
RAF	Valuable	84	86	72	70	75	74
	Not very or not at all valuable	14	14	24	25	22	22
	Don't know / N/A	2	1	4	5	4	4
	<i>Unweighted count</i>					629					1 074					1 703

** denotes the estimate is significantly different to the 2016 estimate (99% confidence level).

(1) new question in 2015. (2) filtered by those who have had contact with Armed Forces Reserves only in the past two years [A618 refers].

AFCAS 2016 Section 7 - Working with Others

Source: Defence Statistics (Surveys)

Table B7.8 In your experience, how well integrated into the [Service] are... Armed Forces Reserves.

		Officers					Other Ranks					Total				
		2012	2013	2014	2015	2016	2012	2013	2014	2015	2016	2012	2013	2014	2015	2016
Tri-Service	Well	47 **	53	53	53	52	53
	Not very or not at all well	52 **	46	43	43	45	44
	Don't know / N/A	1	1	4	4	3	3
	<i>Unweighted count</i>					2 314					4 237					6 551
Royal Navy	Well	58	62	61	61	60	62
	Not very or not at all well	40	36	36	34	37	35
	Don't know / N/A	2	2	4	5	3	4
	<i>Unweighted count</i>					618					743					1 361
Royal Marines	Well	70	65	56	55	59	57
	Not very or not at all well	26	28	39	39	37	38
	Don't know / N/A	4	7	4	6	4	6
	<i>Unweighted count</i>					161					980					1 141
Army	Well	34 **	40	47	44	44	43
	Not very or not at all well	66 **	60	50	52	53	54
	Don't know / N/A	1	1	4	4	3	3
	<i>Unweighted count</i>					904					1 437					2 341
RAF	Well	64	70	68	69	67	70
	Not very or not at all well	33	28	28	27	29	27
	Don't know / N/A	2	2	4	4	4	3
	<i>Unweighted count</i>					631					1 077					1 708

** denotes the estimate is significantly different to the 2016 estimate (99% confidence level).

(1) new question in 2015. (2) filtered by those who have had contact with Armed Forces Reserves only in the past two years [A618 refers].

AFCAS 2016 Section 7 - Working with Others

Source: Defence Statistics (Surveys)

Table B7.9 In your experience, how would you rate the professionalism of... Armed Forces Reserves.

		Officers					Other Ranks					Total				
		2012	2013	2014	2015	2016	2012	2013	2014	2015	2016	2012	2013	2014	2015	2016
Tri-Service	Professional	69	72	61	61	63	63
	Not very or not at all professional	30	26	35	35	34	33
	Don't know / N/A	2	2	3	4	3	3
	<i>Unweighted count</i>					2 311					4 235					6 546
Royal Navy	Professional	76	80	76	73	76	75
	Not very or not at all professional	22	18	20	22	21	21
	Don't know / N/A	2	2	4	4	3	4
	<i>Unweighted count</i>					617					746					1 363
Royal Marines	Professional	74	71	59	57	62	59
	Not very or not at all professional	25	26	37	38	35	37
	Don't know / N/A	1	3	4	4	4	4
	<i>Unweighted count</i>					161					977					1 138
Army	Professional	57	60	52	50	53	52
	Not very or not at all professional	42	38	44	46	43	44
	Don't know / N/A	2	2	4	4	3	4
	<i>Unweighted count</i>					902					1 432					2 334
RAF	Professional	87	91	80	82	82	84
	Not very or not at all professional	12	9	17	15	15	13
	Don't know / N/A	2	1	3	3	2	2
	<i>Unweighted count</i>					631					1 080					1 711

** denotes the estimate is significantly different to the 2016 estimate (99% confidence level).

(1) new question in 2015. (2) filtered by those who have had contact with Armed Forces Reserves only in the past two years [A618 refers].

AFCAS 2016 Section 7 - Working with Others

Source: Defence Statistics (Surveys)

Table B7.10 Have you had working contact with any of the following in the last two years? MOD Civil Servants.

		Officers					Other Ranks					Total				
		2012	2013	2014	2015	2016	2012	2013	2014	2015	2016	2012	2013	2014	2015	2016
Tri-Service	Not ticked	24 **	17	52 **	49	47 **	44
	Ticked	76 **	83	48 **	51	53 **	56
	<i>Unweighted count</i>					3 434					9 351					12 785
Royal Navy	Not ticked	21 **	16	52 **	46	45 **	39
	Ticked	79 **	84	48 **	54	55 **	61
	<i>Unweighted count</i>					980				1 814					2 794	
Royal Marines	Not ticked	27	29	65 **	61	61 **	58
	Ticked	73	71	35 **	39	39 **	42
	<i>Unweighted count</i>					307				2 690					2 997	
Army	Not ticked	22	19	53	55	48	50
	Ticked	78	81	47	45	52	50
	<i>Unweighted count</i>					1 231				2 841					4 072	
RAF	Not ticked	30 **	15	46 **	32	42 **	28
	Ticked	70 **	85	54 **	68	58 **	72
	<i>Unweighted count</i>					916				2 006					2 922	

** denotes the estimate is significantly different to the 2016 estimate (99% confidence level).

new question in 2015

AFCAS 2016 Section 7 - Working with Others

Source: Defence Statistics (Surveys)

Table B7.11 In your experience, how would you rate the contribution to the [Service] of... MOD Civil Servants.

		Officers					Other Ranks					Total				
		2012	2013	2014	2015	2016	2012	2013	2014	2015	2016	2012	2013	2014	2015	2016
Tri-Service	Valuable	78	81	75	73	76	75
	Not very or not at all valuable	20	19	22	23	21	22
	Don't know / N/A	1	1	4	3	3	3
	<i>Unweighted count</i>					2 823					5 000					7 823
Royal Navy	Valuable	76	81	69	71	72	74
	Not very or not at all valuable	23	18	27	26	26	23
	Don't know / N/A	1	1	3	3	2	3
	<i>Unweighted count</i>					828					1 069					1 897
Royal Marines	Valuable	74	77	63	64	65	66
	Not very or not at all valuable	22	19	31	30	30	28
	Don't know / N/A	4	4	6	6	5	6
	<i>Unweighted count</i>					216					1 072					1 288
Army	Valuable	78	82	77	74	77	76
	Not very or not at all valuable	21	17	20	23	20	21
	Don't know / N/A	1	0	3	4	2	3
	<i>Unweighted count</i>					1 005					1 439					2 444
RAF	Valuable	81	78	75	75	77	76
	Not very or not at all valuable	16	21	19	22	19	22
	Don't know / N/A	2	1	5 **	3	5 **	2
	<i>Unweighted count</i>					774					1 420					2 194

** denotes the estimate is significantly different to the 2016 estimate (99% confidence level).

(1) new question in 2015. (2) filtered by those who have had contact with MOD Civil Servants only in the past two years [A619 refers].

AFCAS 2016 Section 7 - Working with Others

Source: Defence Statistics (Surveys)

Table B7.12 In your experience, how well integrated into the [Service] are... MOD Civil Servants.

		Officers					Other Ranks					Total				
		2012	2013	2014	2015	2016	2012	2013	2014	2015	2016	2012	2013	2014	2015	2016
Tri-Service	Well	63	65	67	68	66	67
	Not very or not at all well	36	34	29	29	31	30
	Don't know / N/A	2	2	4	4	3	3
	<i>Unweighted count</i>					2 827					5 016					7 843
Royal Navy	Well	59 **	66	60	61	60	62
	Not very or not at all well	40 **	33	37	35	38	34
	Don't know / N/A	1	2	3	5	3	4
	<i>Unweighted count</i>					828					1 068					1 896
Royal Marines	Well	58	57	53	55	54	56
	Not very or not at all well	34	34	38	36	37	36
	Don't know / N/A	8	9	8	9	8	9
	<i>Unweighted count</i>					215					1 075					1 290
Army	Well	62	65	70	69	68	68
	Not very or not at all well	36	34	27	28	29	29
	Don't know / N/A	1	1	3	4	3	3
	<i>Unweighted count</i>					1 009					1 446					2 455
RAF	Well	67	65	66 **	71	66	70
	Not very or not at all well	31	34	29	26	29	28
	Don't know / N/A	2	1	5 **	2	4 **	2
	<i>Unweighted count</i>					775					1 427					2 202

** denotes the estimate is significantly different to the 2016 estimate (99% confidence level).

(1) new question in 2015. (2) filtered by those who have had contact with MOD Civil Servants only in the past two years [A619 refers].

AFCAS 2016 Section 7 - Working with Others

Source: Defence Statistics (Surveys)

Table B7.13 In your experience, how would you rate the professionalism of... MOD Civil Servants.

		Officers					Other Ranks					Total				
		2012	2013	2014	2015	2016	2012	2013	2014	2015	2016	2012	2013	2014	2015	2016
Tri-Service	Professional	71	73	75	73	74	73
	Not very or not at all professional	27	26	22	24	23	24
	Don't know / N/A	1	1	4	3	3	2
	<i>Unweighted count</i>					2 832					5 021					7 853
Royal Navy	Professional	71	75	72	72	72	73
	Not very or not at all professional	28	23	26	24	26	24
	Don't know / N/A	1	1	3	3	2	3
	<i>Unweighted count</i>					830					1 067					1 897
Royal Marines	Professional	70	69	60	61	62	62
	Not very or not at all professional	27	28	32	33	31	32
	Don't know / N/A	3	4	7	6	6	6
	<i>Unweighted count</i>					214					1 081					1 295
Army	Professional	71	74	76	73	75	73
	Not very or not at all professional	28	25	20	25	22	25
	Don't know / N/A	1	1	3	3	3	2
	<i>Unweighted count</i>					1 012					1 441					2 453
RAF	Professional	72	72	75	76	74	75
	Not very or not at all professional	26	27	21	22	22	23
	Don't know / N/A	2	1	4 **	2	4 **	2
	<i>Unweighted count</i>					776					1 432					2 208

** denotes the estimate is significantly different to the 2016 estimate (99% confidence level).

(1) new question in 2015. (2) filtered by those who have had contact with MOD Civil Servants only in the past two years [A619 refers].

AFCAS 2016 Section 7 - Working with Others

Source: Defence Statistics (Surveys)

Table B7.14 Have you had working contact with any of the following in the last two years? MOD contractors.

		Officers					Other Ranks					Total				
		2012	2013	2014	2015	2016	2012	2013	2014	2015	2016	2012	2013	2014	2015	2016
Tri-Service	Not ticked	32	31	49	51	46	47
	Ticked	68	69	51	49	54	53
	<i>Unweighted count</i>					3 434					9 351					12 785
Royal Navy	Not ticked	28	26	43	43	40	39
	Ticked	72	74	57	57	60	61
	<i>Unweighted count</i>					980					1 814					2 794
Royal Marines	Not ticked	46	51	69	67	67	65
	Ticked	54	49	31	33	33	35
	<i>Unweighted count</i>					307					2 690					2 997
Army	Not ticked	39	34	54	56	52	53
	Ticked	61	66	46	44	48	47
	<i>Unweighted count</i>					1 231					2 841					4 072
RAF	Not ticked	23	27	34	36	32	34
	Ticked	77	73	66	64	68	66
	<i>Unweighted count</i>					916					2 006					2 922

** denotes the estimate is significantly different to the 2016 estimate (99% confidence level).

new question in 2015

AFCAS 2016 Section 7 - Working with Others

Source: Defence Statistics (Surveys)

Table B7.15 In your experience, how would you rate the contribution to the [Service] of... MOD contractors.

		Officers					Other Ranks					Total				
		2012	2013	2014	2015	2016	2012	2013	2014	2015	2016	2012	2013	2014	2015	2016
Tri-Service	Valuable	69	67	69	65	69 **	66
	Not very or not at all valuable	27 **	31	26 **	31	26 **	31
	Don't know / N/A	4 **	1	5	4	5 **	3
	<i>Unweighted count</i>					2 352					4 690					7 042
Royal Navy	Valuable	69	69	71	69	70	69
	Not very or not at all valuable	31	30	26	28	27	28
	Don't know / N/A	1	1	4	3	3	3
	<i>Unweighted count</i>					725					1 104					1 829
Royal Marines	Valuable	59	52	53	53	54	53
	Not very or not at all valuable	37	43	39	40	39	41
	Don't know / N/A	4	5	8	6	7	6
	<i>Unweighted count</i>					150					909					1 059
Army	Valuable	71 **	64	71 **	66	71 **	65
	Not very or not at all valuable	27 **	34	26	30	26 **	31
	Don't know / N/A	2	1	3	4	3	3
	<i>Unweighted count</i>					810					1 374					2 184
RAF	Valuable	68	72	64	65	65	67
	Not very or not at all valuable	22	27	26 **	32	25 **	31
	Don't know / N/A	10 **	1	10 **	3	10 **	3
	<i>Unweighted count</i>					667					1 303					1 970

** denotes the estimate is significantly different to the 2016 estimate (99% confidence level).

(1) new question in 2015. (2) filtered by those who have had contact with MOD Contractors only in the past two years [A620 refers].

AFCAS 2016 Section 7 - Working with Others

Source: Defence Statistics (Surveys)

Table B7.16 In your experience, how well integrated into the [Service] are... MOD contractors.

		Officers					Other Ranks					Total				
		2012	2013	2014	2015	2016	2012	2013	2014	2015	2016	2012	2013	2014	2015	2016
Tri-Service	Well	43	43	58	55	54	52
	Not very or not at all well	52	53	35 **	40	39 **	43
	Don't know / N/A	5 **	3	7	5	7 **	5
	<i>Unweighted count</i>					2 358					4 704					7 062
Royal Navy	Well	43	46	58	56	54	53
	Not very or not at all well	54	52	37	39	41	42
	Don't know / N/A	3	3	5	6	4	5
	<i>Unweighted count</i>					726					1 104					1 830
Royal Marines	Well	36	30	42	42	41	40
	Not very or not at all well	55	59	47	47	48	49
	Don't know / N/A	9	11	12	11	11	11
	<i>Unweighted count</i>					150					915					1 065
Army	Well	44	41	61	56	58 **	53
	Not very or not at all well	54	55	33 **	39	37 **	42
	Don't know / N/A	2	3	6	5	5	5
	<i>Unweighted count</i>					812					1 375					2 187
RAF	Well	42	46	52	54	49	52
	Not very or not at all well	49	52	38	42	41	44
	Don't know / N/A	9 **	2	10 **	4	10 **	4
	<i>Unweighted count</i>					670					1 310					1 980

** denotes the estimate is significantly different to the 2016 estimate (99% confidence level).

(1) new question in 2015. (2) filtered by those who have had contact with MOD Contractors only in the past two years [A620 refers].

AFCAS 2016 Section 7 - Working with Others

Source: Defence Statistics (Surveys)

Table B7.17 In your experience, how would you rate the professionalism of... MOD contractors.

		Officers					Other Ranks					Total				
		2012	2013	2014	2015	2016	2012	2013	2014	2015	2016	2012	2013	2014	2015	2016
Tri-Service	Professional	66	65	64	62	65	63
	Not very or not at all professional	30	32	29 **	34	29 **	33
	Don't know / N/A	4 **	3	6 **	4	6 **	4
	<i>Unweighted count</i>					2 360					4 713					7 073
Royal Navy	Professional	66	66	65	64	65	64
	Not very or not at all professional	33	32	30	33	31	32
	Don't know / N/A	1	2	4	4	4	3
	<i>Unweighted count</i>					728					1 107					1 835
Royal Marines	Professional	51	43	46	48	47	47
	Not very or not at all professional	47	54	43	45	44	46
	Don't know / N/A	2	3	10	8	9	7
	<i>Unweighted count</i>					150					917					1 067
Army	Professional	67	62	67	62	67 **	62
	Not very or not at all professional	30	35	28 **	34	28 **	34
	Don't know / N/A	3	3	5	4	5	4
	<i>Unweighted count</i>					813					1 375					2 188
RAF	Professional	64 **	71	60	63	61	65
	Not very or not at all professional	27	26	30	34	29	32
	Don't know / N/A	9 **	3	10 **	3	10 **	3
	<i>Unweighted count</i>					669					1 314					1 983

** denotes the estimate is significantly different to the 2016 estimate (99% confidence level).

(1) new question in 2015. (2) filtered by those who have had contact with MOD Contractors only in the past two years [A620 refers].

AFCAS 2016 Section 7 - Working with Others

Source: Defence Statistics (Surveys)

Table B7.1 In considering your immediate working team, to what extent do you agree or disagree with the following? My team know exactly what their responsibilities are.

		Officers: Margin of error +/-%					Other Ranks: Margin of error +/-%					Total: Margin of error +/-%				
		2012	2013	2014	2015	2016	2012	2013	2014	2015	2016	2012	2013	2014	2015	2016
Tri-Service	Agree	1.7	1.8	1.8	1.7	1.6	1.8	2.1	1.6	1.9	1.5	1.5	1.7	1.4	1.6	1.2
	Neutral	1.3	1.3	1.3	1.3	1.2	1.4	1.6	1.3	1.6	1.3	1.2	1.4	1.1	1.3	1.1
	Disagree	1.3	1.5	1.4	1.2	1.1	1.3	1.6	1.2	1.2	1.0	1.1	1.3	1.0	1.0	0.8
	<i>Unweighted count</i>															
Royal Navy	Agree	2.7	3.1	3.0	2.9	2.6	2.2	2.1	2.0	2.5	2.4	1.8	1.8	1.7	2.1	2.0
	Neutral	2.0	2.2	2.1	2.3	2.0	1.7	1.8	1.6	2.1	2.0	1.4	1.5	1.4	1.7	1.6
	Disagree	2.0	2.4	2.4	1.9	1.7	1.5	1.4	1.4	1.7	1.6	1.3	1.2	1.2	1.4	1.3
	<i>Unweighted count</i>															
Royal Marines	Agree	3.6	3.5	2.9	3.4	3.3	2.0	1.9	1.5	1.7	1.5	1.8	1.7	1.4	1.5	1.4
	Neutral	2.8	2.3	2.2	2.9	2.6	1.7	1.6	1.3	1.5	1.4	1.5	1.4	1.2	1.4	1.3
	Disagree	2.5	2.9	1.9	2.0	2.2	1.3	1.2	1.0	0.9	0.8	1.2	1.2	0.9	0.9	0.7
	<i>Unweighted count</i>															
Army	Agree	2.9	3.1	2.9	3.0	2.5	2.8	3.3	2.5	2.9	2.3	2.5	2.9	2.2	2.6	2.0
	Neutral	2.2	2.2	2.1	2.3	1.9	2.2	2.6	2.0	2.6	2.0	2.0	2.3	1.8	2.2	1.7
	Disagree	2.1	2.5	2.3	2.1	1.7	2.0	2.5	1.9	1.9	1.5	1.8	2.2	1.6	1.7	1.3
	<i>Unweighted count</i>															
RAF	Agree	3.0	3.0	3.3	2.7	3.0	2.2	2.3	2.5	2.3	2.3	1.8	1.9	2.1	1.9	1.9
	Neutral	2.2	2.2	2.4	2.2	2.4	1.7	1.8	2.0	1.8	1.9	1.4	1.5	1.7	1.5	1.5
	Disagree	2.4	2.3	2.5	1.8	2.0	1.6	1.7	1.9	1.6	1.6	1.4	1.4	1.6	1.3	1.3
	<i>Unweighted count</i>															

Key

	Margin of error less than 3%
	Margin of error 3% - 5%
	Margin of error 5% +

Margin of error is half the width of a 99% confidence interval. Darker colours indicate a greater degree of uncertainty in the estimate.

Table B7.2 In considering your immediate working team, to what extent do you agree or disagree with the following? The people in my team can be relied upon to help when things get difficult in my job.

		Officers: Margin of error +/-%					Other Ranks: Margin of error +/-%					Total: Margin of error +/-%				
		2012	2013	2014	2015	2016	2012	2013	2014	2015	2016	2012	2013	2014	2015	2016
Tri-Service	Agree	1.6	1.4	1.9	1.5	1.6	1.3
	Neutral	1.4	1.2	1.6	1.3	1.3	1.1
	Disagree	1.0	0.8	1.3	1.0	1.1	0.8
	<i>Unweighted count</i>															
Royal Navy	Agree	2.7	2.3	2.7	2.6	2.2	2.1
	Neutral	2.3	2.0	2.2	2.2	1.8	1.7
	Disagree	1.5	1.2	1.9	1.8	1.5	1.4
	<i>Unweighted count</i>															
Royal Marines	Agree	3.2	3.3	1.7	1.5	1.5	1.4
	Neutral	2.9	2.7	1.5	1.4	1.4	1.3
	Disagree	1.5	1.9	0.9	0.8	0.8	0.7
	<i>Unweighted count</i>															
Army	Agree	2.8	2.2	3.0	2.3	2.6	2.0
	Neutral	2.4	1.9	2.5	2.0	2.2	1.7
	Disagree	1.8	1.2	2.1	1.6	1.8	1.3
	<i>Unweighted count</i>															
RAF	Agree	2.4	2.6	2.3	2.3	1.9	1.9
	Neutral	2.0	2.2	1.8	1.9	1.5	1.6
	Disagree	1.4	1.5	1.6	1.5	1.3	1.2
	<i>Unweighted count</i>															

Key

- Margin of error less than 3%
- Margin of error 3% - 5%
- Margin of error 5% +

Margin of error is half the width of a 99% confidence interval. Darker colours indicate a greater degree of uncertainty in the estimate.

Table B7.3 In considering your immediate working team, to what extent do you agree or disagree with the following? We have confidence in ourselves as a team.

		Officers: Margin of error +/-%					Other Ranks: Margin of error +/-%					Total: Margin of error +/-%				
		2012	2013	2014	2015	2016	2012	2013	2014	2015	2016	2012	2013	2014	2015	2016
Tri-Service	Agree	1.3	1.4	1.4	1.5	1.4	1.6	1.9	1.5	1.8	1.4	1.4	1.6	1.3	1.5	1.2
	Neutral	1.1	1.2	1.2	1.3	1.3	1.4	1.6	1.3	1.6	1.2	1.2	1.4	1.1	1.3	1.0
	Disagree	0.8	0.9	0.8	0.8	0.6	0.9	1.2	0.9	1.1	0.8	0.8	1.0	0.8	0.9	0.7
	<i>Unweighted count</i>															
Royal Navy	Agree	2.1	2.5	2.6	2.5	2.3	2.0	1.9	1.9	2.4	2.5	1.6	1.5	1.6	2.0	2.0
	Neutral	1.9	2.2	2.3	2.2	2.2	1.7	1.6	1.7	2.1	2.2	1.4	1.3	1.4	1.7	1.8
	Disagree	1.0	1.3	1.3	1.3	0.9	1.1	1.1	1.2	1.5	1.3	0.9	0.9	1.0	1.2	1.0
	<i>Unweighted count</i>															
Royal Marines	Agree	2.3	2.2	2.1	2.8	3.1	1.7	1.6	1.3	1.6	1.5	1.5	1.4	1.2	1.4	1.4
	Neutral	2.2	2.0	2.0	2.6	2.9	1.5	1.4	1.2	1.4	1.4	1.4	1.3	1.1	1.3	1.3
	Disagree	0.8	1.1	1.0	1.0	1.2	0.9	0.8	0.7	0.8	0.7	0.8	0.7	0.6	0.7	0.6
	<i>Unweighted count</i>															
Army	Agree	2.2	2.4	2.3	2.6	2.2	2.6	3.0	2.3	2.9	2.2	2.2	2.6	2.0	2.5	1.9
	Neutral	1.8	2.0	1.9	2.2	2.0	2.3	2.6	2.0	2.6	1.9	2.0	2.2	1.7	2.2	1.7
	Disagree	1.4	1.5	1.4	1.5	1.0	1.4	2.0	1.5	1.7	1.3	1.2	1.7	1.3	1.5	1.1
	<i>Unweighted count</i>															
RAF	Agree	2.4	2.3	2.5	2.3	2.5	1.9	2.1	2.2	2.2	2.2	1.5	1.7	1.8	1.8	1.8
	Neutral	2.0	2.0	2.3	2.0	2.3	1.6	1.8	1.8	1.9	1.9	1.3	1.5	1.5	1.6	1.6
	Disagree	1.3	1.3	1.2	1.2	1.1	1.1	1.1	1.4	1.2	1.2	0.9	0.9	1.1	1.0	1.0
	<i>Unweighted count</i>															

Key

- Margin of error less than 3%
- Margin of error 3% - 5%
- Margin of error 5% +

Margin of error is half the width of a 99% confidence interval. Darker colours indicate a greater degree of uncertainty in the estimate.

Table B7.4 In considering your immediate working team, to what extent do you agree or disagree with the following? The people in my team work together to find ways to improve the service we provide.

		Officers: Margin of error +/-%					Other Ranks: Margin of error +/-%					Total: Margin of error +/-%				
		2012	2013	2014	2015	2016	2012	2013	2014	2015	2016	2012	2013	2014	2015	2016
Tri-Service	Agree	1.6	1.8	1.7	1.7	1.5	1.9	2.1	1.7	1.9	1.5	1.6	1.8	1.4	1.6	1.3
	Neutral	1.4	1.5	1.5	1.5	1.4	1.6	1.8	1.4	1.7	1.4	1.4	1.6	1.2	1.4	1.1
	Disagree	0.8	1.0	0.9	1.0	0.7	1.2	1.4	1.2	1.3	0.9	1.0	1.1	1.0	1.1	0.8
	<i>Unweighted count</i>															
Royal Navy	Agree	2.6	3.0	2.8	2.8	2.6	2.4	2.3	2.3	2.8	2.8	2.0	1.9	1.9	2.3	2.2
	Neutral	2.3	2.6	2.4	2.5	2.4	2.1	2.0	2.0	2.5	2.5	1.7	1.7	1.7	2.0	2.0
	Disagree	1.5	1.7	1.7	1.6	1.3	1.6	1.5	1.5	1.9	1.7	1.3	1.2	1.2	1.5	1.4
	<i>Unweighted count</i>															
Royal Marines	Agree	3.5	3.1	2.8	3.1	3.7	2.0	1.8	1.5	1.8	1.6	1.8	1.7	1.4	1.6	1.5
	Neutral	3.2	2.8	2.5	2.9	3.3	1.8	1.6	1.3	1.6	1.5	1.6	1.5	1.2	1.5	1.4
	Disagree	1.6	1.5	1.5	1.2	1.9	1.1	1.0	0.8	0.9	0.8	1.0	0.9	0.8	0.8	0.7
	<i>Unweighted count</i>															
Army	Agree	2.6	3.0	2.8	2.9	2.4	3.0	3.3	2.6	3.1	2.3	2.6	2.9	2.2	2.7	2.0
	Neutral	2.3	2.6	2.4	2.5	2.2	2.6	2.9	2.2	2.7	2.1	2.3	2.5	1.9	2.4	1.8
	Disagree	1.4	1.8	1.5	1.7	1.1	1.9	2.2	1.8	2.0	1.4	1.6	1.9	1.6	1.8	1.2
	<i>Unweighted count</i>															
RAF	Agree	2.8	2.8	2.8	2.6	2.8	2.2	2.4	2.6	2.4	2.5	1.8	2.0	2.1	2.0	2.1
	Neutral	2.5	2.4	2.5	2.3	2.5	1.9	2.1	2.2	2.1	2.2	1.6	1.8	1.8	1.7	1.8
	Disagree	1.4	1.6	1.5	1.4	1.5	1.4	1.5	1.8	1.6	1.5	1.1	1.2	1.4	1.3	1.3
	<i>Unweighted count</i>															

Key

- Margin of error less than 3%
- Margin of error 3% - 5%
- Margin of error 5% +

Margin of error is half the width of a 99% confidence interval. Darker colours indicate a greater degree of uncertainty in the estimate.

Table B7.5 In considering your immediate working team, to what extent do you agree or disagree with the following? Team members work well with personnel from different backgrounds.

		Officers: Margin of error +/-%					Other Ranks: Margin of error +/-%					Total: Margin of error +/-%				
		2012	2013	2014	2015	2016	2012	2013	2014	2015	2016	2012	2013	2014	2015	2016
Tri-Service	Agree	1.4	1.3	1.7	1.4	1.4	1.1
	Neutral	1.2	1.2	1.5	1.2	1.3	1.0
	Disagree	0.7	0.5	1.0	0.7	0.8	0.6
	<i>Unweighted count</i>															
Royal Navy	Agree	2.4	1.9	2.5	2.4	2.0	1.9
	Neutral	2.2	1.8	2.2	2.1	1.8	1.7
	Disagree	0.9	0.7	1.4	1.3	1.1	1.0
	<i>Unweighted count</i>															
Royal Marines	Agree	3.0	3.3	1.6	1.5	1.5	1.4
	Neutral	2.9	3.0	1.5	1.4	1.4	1.3
	Disagree	0.6	1.5	0.7	0.7	0.7	0.7
	<i>Unweighted count</i>															
Army	Agree	2.3	2.0	2.7	2.1	2.3	1.8
	Neutral	1.9	1.9	2.4	1.9	2.1	1.6
	Disagree	1.3	0.7	1.6	1.2	1.4	1.0
	<i>Unweighted count</i>															
RAF	Agree	2.2	2.6	2.1	2.1	1.7	1.7
	Neutral	2.0	2.2	1.8	1.9	1.5	1.5
	Disagree	1.0	1.4	1.1	1.1	0.9	0.9
	<i>Unweighted count</i>															

Key

- Margin of error less than 3%
- Margin of error 3% - 5%
- Margin of error 5% +

Margin of error is half the width of a 99% confidence interval. Darker colours indicate a greater degree of uncertainty in the estimate.

Table B7.6 Have you had working contact with any of the following in the last two years? Armed Forces Reserves.

		Officers: Margin of error +/-%					Other Ranks: Margin of error +/-%					Total: Margin of error +/-%				
		2012	2013	2014	2015	2016	2012	2013	2014	2015	2016	2012	2013	2014	2015	2016
Tri-Service	Not ticked	2.2	2.0	2.1	1.6	1.7	1.4
	Ticked	2.2	2.0	2.1	1.6	1.7	1.4
	<i>Unweighted count</i>															
Royal Navy	Not ticked	3.9	3.6	2.9	2.9	2.4	2.4
	Ticked	3.9	3.6	2.9	2.9	2.4	2.4
	<i>Unweighted count</i>															
Royal Marines	Not ticked	5.3	5.5	1.9	1.8	1.8	1.7
	Ticked	5.3	5.5	1.9	1.8	1.8	1.7
	<i>Unweighted count</i>															
Army	Not ticked	3.6	3.1	3.2	2.5	2.8	2.1
	Ticked	3.6	3.1	3.2	2.5	2.8	2.1
	<i>Unweighted count</i>															
RAF	Not ticked	3.6	3.7	2.8	2.9	2.4	2.4
	Ticked	3.6	3.7	2.8	2.9	2.4	2.4
	<i>Unweighted count</i>															

Key

- Margin of error less than 3%
- Margin of error 3% - 5%
- Margin of error 5% +

Margin of error is half the width of a 99% confidence interval. Darker colours indicate a greater degree of uncertainty in the estimate.

Table B7.7 In your experience, how would you rate the contribution to the [Service] of... Armed Forces Reserves.

		Officers: Margin of error +/-%					Other Ranks: Margin of error +/-%					Total: Margin of error +/-%				
		2012	2013	2014	2015	2016	2012	2013	2014	2015	2016	2012	2013	2014	2015	2016
Tri-Service	Valuable	2.8	2.5	3.0	2.4	2.4	1.9
	Not very or not at all valuab	2.8	2.5	2.9	2.3	2.3	1.9
	Don't know / N/A	0.7	0.4	1.3	1.1	1.0	0.8
	<i>Unweighted count</i>															
Royal Navy	Valuable	4.6	4.2	5.0	4.6	3.7	3.4
	Not very or not at all valuab	4.5	4.1	4.8	4.5	3.6	3.3
	Don't know / N/A	1.5	1.1	2.3	2.2	1.7	1.5
	<i>Unweighted count</i>															
Royal Marines	Valuable	6.6	7.5	3.6	3.1	3.2	2.9
	Not very or not at all valuab	6.5	7.3	3.5	3.1	3.1	2.9
	Don't know / N/A	2.3	3.2	1.6	1.3	1.4	1.2
	<i>Unweighted count</i>															
Army	Valuable	4.6	4.1	4.4	3.5	3.7	2.9
	Not very or not at all valuab	4.6	4.1	4.3	3.5	3.6	2.9
	Don't know / N/A	0.9	0.6	1.9	1.5	1.5	1.2
	<i>Unweighted count</i>															
RAF	Valuable	3.5	3.5	3.7	3.8	2.9	2.9
	Not very or not at all valuab	3.4	3.4	3.5	3.5	2.8	2.8
	Don't know / N/A	1.4	0.8	1.7	1.9	1.3	1.4
	<i>Unweighted count</i>															

Key

	Margin of error less than 3%
	Margin of error 3% - 5%
	Margin of error 5% +

Margin of error is half the width of a 99% confidence interval. Darker colours indicate a greater degree of uncertainty in the estimate.

AFCAS 2016 Section 7 - Working with Others

Source: Defence Statistics (Surveys)

Table B7.8 In your experience, how well integrated into the [Service] are... Armed Forces Reserves.

		Officers: Margin of error +/-%					Other Ranks: Margin of error +/-%					Total: Margin of error +/-%				
		2012	2013	2014	2015	2016	2012	2013	2014	2015	2016	2012	2013	2014	2015	2016
Tri-Service	Well	2.8	2.6	3.0	2.4	2.4	1.9
	Not very or not at all well	2.8	2.6	3.0	2.4	2.4	1.9
	Don't know / N/A	0.6	0.6	1.3	1.0	1.0	0.8
	<i>Unweighted count</i>															
Royal Navy	Well	5.2	4.6	5.1	4.7	3.8	3.5
	Not very or not at all well	5.2	4.5	4.9	4.6	3.7	3.4
	Don't know / N/A	1.5	1.3	2.1	2.2	1.5	1.5
	<i>Unweighted count</i>															
Royal Marines	Well	6.5	7.4	3.6	3.1	3.2	2.9
	Not very or not at all well	6.2	7.0	3.5	3.1	3.1	2.8
	Don't know / N/A	2.9	3.9	1.5	1.5	1.4	1.4
	<i>Unweighted count</i>															
Army	Well	4.4	4.0	4.4	3.5	3.7	2.9
	Not very or not at all well	4.4	4.1	4.4	3.5	3.7	2.9
	Don't know / N/A	0.7	0.6	2.0	1.4	1.6	1.1
	<i>Unweighted count</i>															
RAF	Well	4.6	4.5	3.8	3.7	3.1	3.0
	Not very or not at all well	4.5	4.4	3.6	3.6	2.9	2.9
	Don't know / N/A	1.4	1.5	1.7	1.6	1.3	1.2
	<i>Unweighted count</i>															

Key

	Margin of error less than 3%
	Margin of error 3% - 5%
	Margin of error 5% +

Margin of error is half the width of a 99% confidence interval. Darker colours indicate a greater degree of uncertainty in the estimate.

AFCAS 2016 Section 7 - Working with Others

Source: Defence Statistics (Surveys)

Table B7.9 In your experience, how would you rate the professionalism of... Armed Forces Reserves.

		Officers: Margin of error +/-%					Other Ranks: Margin of error +/-%					Total: Margin of error +/-%				
		2012	2013	2014	2015	2016	2012	2013	2014	2015	2016	2012	2013	2014	2015	2016
Tri-Service	Professional	2.8	2.4	3.0	2.4	2.4	1.9
	Not very or not at all profes	2.7	2.3	2.9	2.3	2.3	1.9
	Don't know / N/A	0.8	0.7	1.3	1.0	1.0	0.8
	<i>Unweighted count</i>															
Royal Navy	Professional	4.5	3.8	4.4	4.3	3.3	3.2
	Not very or not at all profes	4.3	3.6	4.2	4.1	3.2	3.0
	Don't know / N/A	1.5	1.4	2.0	2.1	1.5	1.5
	<i>Unweighted count</i>															
Royal Marines	Professional	6.2	7.0	3.5	3.1	3.1	2.8
	Not very or not at all profes	6.1	6.8	3.5	3.1	3.1	2.8
	Don't know / N/A	1.5	2.6	1.5	1.3	1.3	1.2
	<i>Unweighted count</i>															
Army	Professional	4.6	4.0	4.4	3.5	3.7	2.9
	Not very or not at all profes	4.6	4.0	4.4	3.5	3.6	2.9
	Don't know / N/A	1.2	1.1	1.9	1.5	1.5	1.2
	<i>Unweighted count</i>															
RAF	Professional	3.3	2.8	3.2	3.1	2.5	2.4
	Not very or not at all profes	3.1	2.8	3.0	2.9	2.4	2.2
	Don't know / N/A	1.2	0.7	1.4	1.5	1.1	1.1
	<i>Unweighted count</i>															

Key

	Margin of error less than 3%
	Margin of error 3% - 5%
	Margin of error 5% +

Margin of error is half the width of a 99% confidence interval. Darker colours indicate a greater degree of uncertainty in the estimate.

Table B7.10 Have you had working contact with any of the following in the last two years? MOD Civil Servants.

		Officers: Margin of error +/-%					Other Ranks: Margin of error +/-%					Total: Margin of error +/-%				
		2012	2013	2014	2015	2016	2012	2013	2014	2015	2016	2012	2013	2014	2015	2016
Tri-Service	Not ticked	2.0	1.7	2.0	1.6	1.7	1.3
	Ticked	2.0	1.7	2.0	1.6	1.7	1.3
	<i>Unweighted count</i>															
Royal Navy	Not ticked	3.2	2.8	3.0	2.9	2.4	2.4
	Ticked	3.2	2.8	3.0	2.9	2.4	2.4
	<i>Unweighted count</i>															
Royal Marines	Not ticked	4.7	4.8	1.9	1.8	1.8	1.7
	Ticked	4.7	4.8	1.9	1.8	1.8	1.7
	<i>Unweighted count</i>															
Army	Not ticked	3.3	2.8	3.1	2.3	2.7	2.0
	Ticked	3.3	2.8	3.1	2.3	2.7	2.0
	<i>Unweighted count</i>															
RAF	Not ticked	3.4	2.7	2.9	2.8	2.4	2.3
	Ticked	3.4	2.7	2.9	2.8	2.4	2.3
	<i>Unweighted count</i>															

Key

- Margin of error less than 3%
- Margin of error 3% - 5%
- Margin of error 5% +

Margin of error is half the width of a 99% confidence interval. Darker colours indicate a greater degree of uncertainty in the estimate.

Table B7.11 In your experience, how would you rate the contribution to the [Service] of... MOD Civil Servants.

		Officers: Margin of error +/-%					Other Ranks: Margin of error +/-%					Total: Margin of error +/-%				
		2012	2013	2014	2015	2016	2012	2013	2014	2015	2016	2012	2013	2014	2015	2016
Tri-Service	Valuable	2.2	1.9	2.3	1.9	1.8	1.5
	Not very or not at all valuab	2.2	1.9	2.1	1.8	1.7	1.4
	Don't know / N/A	0.6	0.4	1.0	0.9	0.8	0.7
	<i>Unweighted count</i>															
Royal Navy	Valuable	3.7	3.2	3.9	3.6	2.9	2.7
	Not very or not at all valuab	3.7	3.2	3.8	3.4	2.8	2.5
	Don't know / N/A	0.9	0.7	1.6	1.6	1.1	1.1
	<i>Unweighted count</i>															
Royal Marines	Valuable	5.6	5.7	3.3	2.9	2.9	2.6
	Not very or not at all valuab	5.3	5.3	3.2	2.8	2.7	2.5
	Don't know / N/A	2.6	2.5	1.7	1.5	1.4	1.3
	<i>Unweighted count</i>															
Army	Valuable	3.7	3.0	3.5	3.1	2.9	2.5
	Not very or not at all valuab	3.6	3.0	3.3	2.9	2.7	2.3
	Don't know / N/A	0.9	0.5	1.6	1.5	1.3	1.1
	<i>Unweighted count</i>															
RAF	Valuable	3.5	3.6	3.3	3.1	2.6	2.5
	Not very or not at all valuab	3.3	3.6	3.0	2.9	2.4	2.4
	Don't know / N/A	1.4	0.9	1.8	1.2	1.4	1.0
	<i>Unweighted count</i>															

Key

	Margin of error less than 3%
	Margin of error 3% - 5%
	Margin of error 5% +

Margin of error is half the width of a 99% confidence interval. Darker colours indicate a greater degree of uncertainty in the estimate.

AFCAS 2016 Section 7 - Working with Others

Source: Defence Statistics (Surveys)

Table B7.12 In your experience, how well integrated into the [Service] are... MOD Civil Servants.

		Officers: Margin of error +/-%					Other Ranks: Margin of error +/-%					Total: Margin of error +/-%				
		2012	2013	2014	2015	2016	2012	2013	2014	2015	2016	2012	2013	2014	2015	2016
Tri-Service	Well	2.6	2.3	2.5	2.0	2.0	1.6
	Not very or not at all well	2.6	2.3	2.4	1.9	1.9	1.6
	Don't know / N/A	0.7	0.5	1.1	0.9	0.9	0.7
	<i>Unweighted count</i>															
Royal Navy	Well	4.3	3.9	4.1	3.9	3.1	2.9
	Not very or not at all well	4.3	3.8	4.1	3.7	3.1	2.8
	Don't know / N/A	1.0	1.1	1.6	1.8	1.1	1.3
	<i>Unweighted count</i>															
Royal Marines	Well	6.3	6.7	3.4	3.0	3.0	2.7
	Not very or not at all well	6.0	6.4	3.3	2.9	2.9	2.6
	Don't know / N/A	3.5	3.8	2.0	1.7	1.7	1.6
	<i>Unweighted count</i>															
Army	Well	4.3	3.7	3.9	3.3	3.2	2.6
	Not very or not at all well	4.2	3.7	3.7	3.1	3.0	2.5
	Don't know / N/A	1.1	0.8	1.7	1.5	1.4	1.2
	<i>Unweighted count</i>															
RAF	Well	4.2	4.2	3.6	3.1	2.9	2.6
	Not very or not at all well	4.2	4.2	3.5	3.0	2.8	2.5
	Don't know / N/A	1.4	0.9	1.7	1.2	1.3	0.9
	<i>Unweighted count</i>															

Key

	Margin of error less than 3%
	Margin of error 3% - 5%
	Margin of error 5% +

Margin of error is half the width of a 99% confidence interval. Darker colours indicate a greater degree of uncertainty in the estimate.

AFCAS 2016 Section 7 - Working with Others

Source: Defence Statistics (Surveys)

Table B7.13 In your experience, how would you rate the professionalism of... MOD Civil Servants.

		Officers: Margin of error +/-%					Other Ranks: Margin of error +/-%					Total: Margin of error +/-%				
		2012	2013	2014	2015	2016	2012	2013	2014	2015	2016	2012	2013	2014	2015	2016
Tri-Service	Professional	2.4	2.1	2.2	1.9	1.8	1.5
	Not very or not at all profes	2.4	2.1	2.1	1.8	1.7	1.5
	Don't know / N/A	0.6	0.5	1.1	0.8	0.8	0.6
	<i>Unweighted count</i>															
Royal Navy	Professional	4.0	3.5	3.8	3.5	2.9	2.7
	Not very or not at all profes	4.0	3.5	3.7	3.3	2.8	2.5
	Don't know / N/A	0.7	0.9	1.4	1.6	1.0	1.1
	<i>Unweighted count</i>															
Royal Marines	Professional	5.8	6.3	3.3	2.9	2.9	2.6
	Not very or not at all profes	5.7	6.1	3.2	2.8	2.8	2.5
	Don't know / N/A	2.0	2.5	1.9	1.5	1.6	1.3
	<i>Unweighted count</i>															
Army	Professional	4.0	3.4	3.5	3.1	2.8	2.5
	Not very or not at all profes	4.0	3.4	3.2	3.0	2.6	2.4
	Don't know / N/A	1.0	0.7	1.7	1.3	1.3	1.0
	<i>Unweighted count</i>															
RAF	Professional	4.0	4.0	3.3	2.9	2.6	2.4
	Not very or not at all profes	3.9	3.9	3.0	2.8	2.5	2.3
	Don't know / N/A	1.3	1.0	1.6	1.1	1.2	0.8
	<i>Unweighted count</i>															

Key

	Margin of error less than 3%
	Margin of error 3% - 5%
	Margin of error 5% +

Margin of error is half the width of a 99% confidence interval. Darker colours indicate a greater degree of uncertainty in the estimate.

AFCAS 2016 Section 7 - Working with Others

Source: Defence Statistics (Surveys)

Table B7.14 Have you had working contact with any of the following in the last two years? MOD contractors.

		Officers: Margin of error +/-%					Other Ranks: Margin of error +/-%					Total: Margin of error +/-%				
		2012	2013	2014	2015	2016	2012	2013	2014	2015	2016	2012	2013	2014	2015	2016
Tri-Service	Not ticked	2.2	2.0	2.0	1.6	1.7	1.4
	Ticked	2.2	2.0	2.0	1.6	1.7	1.4
	<i>Unweighted count</i>															
Royal Navy	Not ticked	3.5	3.3	3.1	3.0	2.5	2.4
	Ticked	3.5	3.3	3.1	3.0	2.5	2.4
	<i>Unweighted count</i>															
Royal Marines	Not ticked	5.3	5.5	1.9	1.7	1.8	1.7
	Ticked	5.3	5.5	1.9	1.7	1.8	1.7
	<i>Unweighted count</i>															
Army	Not ticked	3.8	3.3	3.2	2.4	2.8	2.1
	Ticked	3.8	3.3	3.2	2.4	2.8	2.1
	<i>Unweighted count</i>															
RAF	Not ticked	3.1	3.6	2.7	2.9	2.3	2.4
	Ticked	3.1	3.6	2.7	2.9	2.3	2.4
	<i>Unweighted count</i>															

Key

	Margin of error less than 3%
	Margin of error 3% - 5%
	Margin of error 5% +

Margin of error is half the width of a 99% confidence interval. Darker colours indicate a greater degree of uncertainty in the estimate.

Table B7.15 In your experience, how would you rate the contribution to the [Service] of... MOD contractors.

		Officers: Margin of error +/-%					Other Ranks: Margin of error +/-%					Total: Margin of error +/-%				
		2012	2013	2014	2015	2016	2012	2013	2014	2015	2016	2012	2013	2014	2015	2016
Tri-Service	Valuable	2.6	2.5	2.4	2.1	2.0	1.7
	Not very or not at all valuab	2.5	2.5	2.3	2.0	1.9	1.7
	Don't know / N/A	1.0	0.6	1.2	0.9	0.9	0.7
	<i>Unweighted count</i>															
Royal Navy	Valuable	4.3	4.0	3.7	3.6	2.9	2.9
	Not very or not at all valuab	4.2	4.0	3.6	3.5	2.8	2.8
	Don't know / N/A	0.9	0.8	1.6	1.6	1.2	1.2
	<i>Unweighted count</i>															
Royal Marines	Valuable	7.3	8.0	3.7	3.2	3.3	3.0
	Not very or not at all valuab	7.1	8.0	3.6	3.2	3.2	3.0
	Don't know / N/A	2.9	3.6	2.0	1.6	1.7	1.4
	<i>Unweighted count</i>															
Army	Valuable	4.5	4.2	4.0	3.4	3.4	2.8
	Not very or not at all valuab	4.4	4.2	3.8	3.3	3.2	2.7
	Don't know / N/A	1.3	1.0	1.8	1.5	1.5	1.2
	<i>Unweighted count</i>															
RAF	Valuable	4.0	4.2	3.4	3.5	2.7	2.8
	Not very or not at all valuab	3.6	4.1	3.1	3.4	2.5	2.8
	Don't know / N/A	2.6	1.1	2.1	1.4	1.7	1.1
	<i>Unweighted count</i>															

Key

- Margin of error less than 3%
- Margin of error 3% - 5%
- Margin of error 5% +

Margin of error is half the width of a 99% confidence interval. Darker colours indicate a greater degree of uncertainty in the estimate.

AFCAS 2016 Section 7 - Working with Others

Source: Defence Statistics (Surveys)

Table B7.16 In your experience, how well integrated into the [Service] are... MOD contractors.

		Officers: Margin of error +/-%					Other Ranks: Margin of error +/-%					Total: Margin of error +/-%				
		2012	2013	2014	2015	2016	2012	2013	2014	2015	2016	2012	2013	2014	2015	2016
Tri-Service	Well	2.8	2.6	2.6	2.2	2.2	1.8
	Not very or not at all well	2.8	2.6	2.5	2.2	2.1	1.8
	Don't know / N/A	1.1	0.9	1.4	1.1	1.1	0.8
	<i>Unweighted count</i>															
Royal Navy	Well	4.6	4.3	4.0	3.9	3.2	3.1
	Not very or not at all well	4.6	4.3	3.9	3.8	3.1	3.0
	Don't know / N/A	1.5	1.4	1.9	1.9	1.4	1.5
	<i>Unweighted count</i>															
Royal Marines	Well	7.1	7.4	3.6	3.2	3.2	2.9
	Not very or not at all well	7.4	8.0	3.6	3.2	3.3	3.0
	Don't know / N/A	4.3	4.9	2.4	2.0	2.1	1.9
	<i>Unweighted count</i>															
Army	Well	4.9	4.3	4.4	3.6	3.7	3.0
	Not very or not at all well	4.9	4.3	4.1	3.5	3.5	2.9
	Don't know / N/A	1.4	1.6	2.3	1.7	1.9	1.4
	<i>Unweighted count</i>															
RAF	Well	4.3	4.7	3.5	3.6	2.9	3.0
	Not very or not at all well	4.3	4.7	3.4	3.6	2.8	3.0
	Don't know / N/A	2.5	1.4	2.1	1.6	1.7	1.3
	<i>Unweighted count</i>															

Key

	Margin of error less than 3%
	Margin of error 3% - 5%
	Margin of error 5% +

Margin of error is half the width of a 99% confidence interval. Darker colours indicate a greater degree of uncertainty in the estimate.

AFCAS 2016 Section 7 - Working with Others

Source: Defence Statistics (Surveys)

Table B7.17 In your experience, how would you rate the professionalism of... MOD contractors.

		Officers: Margin of error +/-%					Other Ranks: Margin of error +/-%					Total: Margin of error +/-%				
		2012	2013	2014	2015	2016	2012	2013	2014	2015	2016	2012	2013	2014	2015	2016
Tri-Service	Professional	2.6	2.5	2.5	2.1	2.0	1.8
	Not very or not at all profes	2.6	2.5	2.3	2.1	1.9	1.7
	Don't know / N/A	1.1	0.9	1.3	1.0	1.1	0.8
	<i>Unweighted count</i>															
Royal Navy	Professional	4.4	4.1	3.8	3.8	3.0	3.0
	Not very or not at all profes	4.3	4.0	3.7	3.7	2.9	2.9
	Don't know / N/A	0.9	1.3	1.8	1.6	1.3	1.2
	<i>Unweighted count</i>															
Royal Marines	Professional	7.3	8.0	3.6	3.2	3.3	3.0
	Not very or not at all profes	7.3	8.1	3.6	3.2	3.2	3.0
	Don't know / N/A	2.2	2.9	2.3	1.7	2.0	1.5
	<i>Unweighted count</i>															
Army	Professional	4.7	4.2	4.1	3.5	3.5	2.9
	Not very or not at all profes	4.6	4.2	3.8	3.3	3.2	2.8
	Don't know / N/A	1.8	1.6	2.2	1.6	1.8	1.3
	<i>Unweighted count</i>															
RAF	Professional	4.2	4.2	3.4	3.5	2.8	2.8
	Not very or not at all profes	3.8	4.1	3.2	3.4	2.6	2.8
	Don't know / N/A	2.5	1.6	2.1	1.3	1.7	1.1
	<i>Unweighted count</i>															

Key

	Margin of error less than 3%
	Margin of error 3% - 5%
	Margin of error 5% +

Margin of error is half the width of a 99% confidence interval. Darker colours indicate a greater degree of uncertainty in the estimate.

AFCAS 2016 Section 8 - Change

Source: Defence Statistics (Surveys)

Table B8.1 How strongly do you agree or disagree with the following? Change is managed well in my immediate working team.

		Officers					Other Ranks					Total						
		2012	2013	2014	2015	2016	2012	2013	2014	2015	2016	2012	2013	2014	2015	2016		
Tri-Service	Agree	63	65 **	67 **	64	61	60 **	57 **	58 **	54	53	61 **	59 **	60 **	56	54		
	Neutral	21 **	20 **	19 **	22	25	25 **	26 **	25 **	29	30	24 **	25 **	24 **	28	29		
	Disagree	16	15	14	14	15	15 **	16	17	17	17	15	16	16	17	17		
	<i>Unweighted count</i>						3 339						8 831					
Royal Navy	Agree	60	61	64	61	59	56 **	57 **	55 **	52	51	57 **	58 **	57 **	54	53		
	Neutral	21 **	23	20 **	23	27	29	26 **	27 **	30	31	27	26 **	25 **	29	30		
	Disagree	19 **	16	16	15	14	15 **	16	18	18	18	16	16	18	17	17		
	<i>Unweighted count</i>						954						1 703					
Royal Marines	Agree	75	73	75	69	70	60 **	59	61 **	57	56	62 **	61 **	62 **	58	58		
	Neutral	16	19	16	22	19	27 **	31	28 **	32	33	26 **	29	27 **	31	32		
	Disagree	9	8	10	9	11	13 **	10	11	11	10	13 **	10	11	11	11		
	<i>Unweighted count</i>						298						2 562					
Army	Agree	65	66	69 **	66	64	60 **	56 **	58 **	53	51	61 **	58 **	60 **	55	53		
	Neutral	21	20	19	20	23	26 **	27 **	26 **	29	32	25 **	26 **	25 **	28	30		
	Disagree	14	14	12	13	14	14	17	15	17	17	14	16	15	17	17		
	<i>Unweighted count</i>						1 198						2 676					
RAF	Agree	61	65 **	63 **	60	57	64 **	60	59	56	56	63 **	61 **	60 **	57	56		
	Neutral	22 **	19 **	20 **	24	27	20 **	23	21 **	26	26	20 **	22 **	21 **	26	26		
	Disagree	17	16	16	16	16	16	17	20	17	18	16	17	19	17	17		
	<i>Unweighted count</i>						889						1 890					

** denotes the estimate is significantly different to the 2016 estimate (99% confidence level).

(1) new question in 2011. (2) minor wording change in 2015. (3) don't know option excluded from the analysis.

AFCAS 2016 Section 8 - Change

Source: Defence Statistics (Surveys)

Table B8.2 How strongly do you agree or disagree with the following? Change is managed well in my Unit/Establishment.

		Officers					Other Ranks					Total				
		2012	2013	2014	2015	2016	2012	2013	2014	2015	2016	2012	2013	2014	2015	2016
Tri-Service	Agree	..	46	45	45	43	..	42 **	41	39	39	..	43 **	42	40	40
	Neutral	..	27 **	27	28	30	..	32	32 **	32 **	35	..	31 **	31 **	31 **	34
	Disagree	..	27	28	27	27	..	26	27	29 **	26	..	26	27	29 **	26
	<i>Unweighted count</i>					3 337					8 804					12 141
Royal Navy	Agree	..	44	46	45	42	..	44 **	40	39	38	..	44 **	41	41	39
	Neutral	..	28	26 **	31	31	..	33	33	33	35	..	32	31	32	34
	Disagree	..	28	28	24	27	..	24	28	28	27	..	25	28	27	27
	<i>Unweighted count</i>					953					1 699					2 652
Royal Marines	Agree	..	60	59	54	60	..	46	46	42 **	45	..	48	47	43 **	47
	Neutral	..	21	23	30	25	..	36	34 **	38	38	..	34	33 **	38	36
	Disagree	..	19	18	16	15	..	18	20 **	20 **	17	..	18	20 **	19 **	17
	<i>Unweighted count</i>					298					2 551					2 849
Army	Agree	..	51	48	49	48	..	42	42	40	40	..	43	43	42	41
	Neutral	..	24	25	24	26	..	31	32	31 **	35	..	30	31	30 **	34
	Disagree	..	25	27	27	26	..	27	27	29 **	25	..	26	27	29 **	25
	<i>Unweighted count</i>					1 198					2 675					3 873
RAF	Agree	..	39	36	38	34	..	41	40	35	38	..	40 **	39	36	37
	Neutral	..	31 **	33	32	37	..	33	32	34	32	..	32	32	33	33
	Disagree	..	30	31	30	29	..	27	28	31	30	..	27	29	31	30
	<i>Unweighted count</i>					888					1 879					2 767

** denotes the estimate is significantly different to the 2016 estimate (99% confidence level).

(1) new question in 2013. (2) minor wording change in 2015. (3) don't know option excluded from the analysis.

AFCAS 2016 Section 8 - Change

Source: Defence Statistics (Surveys)

Table B8.3 How strongly do you agree or disagree with the following? Change is managed well in the [Service].

		Officers					Other Ranks					Total				
		2012	2013	2014	2015	2016	2012	2013	2014	2015	2016	2012	2013	2014	2015	2016
Tri-Service	Agree	19	19	19	20	19	31 **	30 **	30 **	27	27	29 **	28 **	28 **	26	25
	Neutral	26	27	25	28	26	33	33	33	34	33	32	32	32	33	31
	Disagree	55	54	56	53	56	36 **	36 **	37 **	39	40	39 **	40 **	40 **	41	43
	<i>Unweighted count</i>	3 332					8 747					12 079				
Royal Navy	Agree	17	19	18	17	15	23 **	24 **	21 **	19	16	22 **	23 **	21 **	18	16
	Neutral	27	27	25	28	25	32	33	30	29	32	31	32	29	29	30
	Disagree	56	54	57	55	60	45 **	43 **	48	53	52	47 **	46 **	50 **	53	54
	<i>Unweighted count</i>	951					1 697					2 648				
Royal Marines	Agree	55	55	57	60	60	42	45	46	44	44	43	46	47	45	45
	Neutral	27	29	26	23	25	33 **	36	35	37	36	32	35	34	36	35
	Disagree	18	17	16	17	15	25 **	19	19	19	20	24 **	19	19	19	20
	<i>Unweighted count</i>	293					2 533					2 826				
Army	Agree	20	19	18	19	17	35 **	32	33	29	29	33 **	30	30	27	27
	Neutral	26	25	24	23	23	34	34	34	35	33	33	32	32	33	32
	Disagree	55 **	55	58	58	60	31 **	35	34	36	37	34 **	38	37 **	39	41
	<i>Unweighted count</i>	1 194					2 646					3 840				
RAF	Agree	15	16	17	18	18	24	27	26	25	23	22	24	24	23	22
	Neutral	27 **	29	28	36	32	31	33	33	34 **	30	30	32	32	35 **	31
	Disagree	58 **	56 **	54	46	49	45	41 **	41 **	41 **	46	48	44	44	42 **	47
	<i>Unweighted count</i>	894					1 871					2 765				

** denotes the estimate is significantly different to the 2016 estimate (99% confidence level).

(1) new question in 2011. (2) minor wording change in 2015. (3) don't know option excluded from the analysis.

AFCAS 2016 Section 8 - Change

Source: Defence Statistics (Surveys)

Table B8.1 How strongly do you agree or disagree with the following? Change is managed well in my immediate working team.

		Officers: Margin of error +/-%					Other Ranks: Margin of error +/-%					Total: Margin of error +/-%				
		2012	2013	2014	2015	2016	2012	2013	2014	2015	2016	2012	2013	2014	2015	2016
Tri-Service	Agree	2.1	2.2	2.1	2.2	2.2	2.1	2.3	1.8	2.1	1.7	1.8	1.9	1.5	1.8	1.5
	Neutral	1.8	1.9	1.8	1.9	1.9	1.9	2.1	1.6	1.9	1.6	1.6	1.7	1.4	1.6	1.4
	Disagree	1.6	1.6	1.5	1.6	1.6	1.4	1.8	1.3	1.7	1.3	1.2	1.5	1.1	1.4	1.1
	<i>Unweighted count</i>															
Royal Navy	Agree	3.4	3.7	3.6	3.9	3.7	2.7	2.5	2.5	3.2	3.1	2.2	2.1	2.1	2.6	2.6
	Neutral	2.8	3.2	3.0	3.3	3.4	2.4	2.3	2.3	3.0	2.9	2.0	1.9	1.9	2.4	2.4
	Disagree	2.7	2.7	2.8	2.9	2.7	1.9	1.9	2.0	2.5	2.5	1.6	1.6	1.6	2.0	2.0
	<i>Unweighted count</i>															
Royal Marines	Agree	4.5	4.8	3.8	5.1	5.3	2.3	2.2	1.8	2.1	1.9	2.1	2.0	1.6	2.0	1.8
	Neutral	3.9	4.3	3.2	4.6	4.5	2.1	2.1	1.6	2.0	1.8	1.9	1.9	1.5	1.9	1.7
	Disagree	2.8	2.8	2.6	3.1	3.7	1.6	1.4	1.2	1.4	1.2	1.5	1.3	1.1	1.3	1.1
	<i>Unweighted count</i>															
Army	Agree	3.5	3.7	3.4	3.7	3.5	3.3	3.6	2.7	3.3	2.6	2.9	3.2	2.4	2.9	2.3
	Neutral	3.0	3.2	2.9	3.2	3.0	3.0	3.3	2.5	3.1	2.4	2.6	2.8	2.2	2.6	2.1
	Disagree	2.6	2.7	2.4	2.7	2.5	2.3	2.8	2.0	2.6	2.0	2.0	2.5	1.7	2.3	1.7
	<i>Unweighted count</i>															
RAF	Agree	3.6	3.5	3.8	3.7	4.1	2.5	2.8	2.9	2.9	3.0	2.1	2.3	2.4	2.4	2.5
	Neutral	3.1	2.9	3.2	3.2	3.7	2.0	2.4	2.4	2.6	2.7	1.7	2.0	2.0	2.1	2.2
	Disagree	2.8	2.6	2.9	2.8	3.0	1.9	2.1	2.4	2.2	2.3	1.6	1.8	2.0	1.8	1.9
	<i>Unweighted count</i>															

Key

	Margin of error less than 3%
	Margin of error 3% - 5%
	Margin of error 5% +

Margin of error is half the width of a 99% confidence interval. Darker colours indicate a greater degree of uncertainty in the estimate.

Table B8.2 How strongly do you agree or disagree with the following? Change is managed well in my Unit/Establishment.

		Officers: Margin of error +/-%					Other Ranks: Margin of error +/-%					Total: Margin of error +/-%				
		2012	2013	2014	2015	2016	2012	2013	2014	2015	2016	2012	2013	2014	2015	2016
Tri-Service	Agree	..	2.3	2.2	2.3	2.2	..	2.3	1.8	2.1	1.7	..	1.9	1.5	1.8	1.4
	Neutral	..	2.0	2.0	2.1	2.0	..	2.2	1.7	2.0	1.6	..	1.8	1.5	1.7	1.4
	Disagree	..	2.0	2.0	2.1	2.0	..	2.1	1.6	1.9	1.5	..	1.7	1.4	1.6	1.3
	<i>Unweighted count</i>															
Royal Navy	Agree	..	3.8	3.7	3.9	3.7	..	2.6	2.5	3.1	3.1	..	2.2	2.1	2.6	2.5
	Neutral	..	3.4	3.3	3.6	3.5	..	2.4	2.4	3.0	3.0	..	2.0	2.0	2.5	2.4
	Disagree	..	3.4	3.3	3.4	3.4	..	2.2	2.3	2.9	2.8	..	1.9	1.9	2.4	2.3
	<i>Unweighted count</i>															
Royal Marines	Agree	..	5.3	4.4	5.5	5.6	..	2.2	1.8	2.1	1.9	..	2.0	1.7	2.0	1.8
	Neutral	..	4.4	3.7	5.1	5.0	..	2.1	1.7	2.1	1.9	..	2.0	1.6	1.9	1.8
	Disagree	..	4.2	3.4	4.0	4.1	..	1.7	1.5	1.7	1.5	..	1.6	1.4	1.6	1.4
	<i>Unweighted count</i>															
Army	Agree	..	4.0	3.7	4.0	3.6	..	3.6	2.7	3.3	2.5	..	3.1	2.4	2.8	2.2
	Neutral	..	3.4	3.2	3.4	3.1	..	3.4	2.6	3.1	2.5	..	3.0	2.3	2.7	2.2
	Disagree	..	3.5	3.3	3.5	3.1	..	3.2	2.4	3.0	2.3	..	2.8	2.1	2.6	2.0
	<i>Unweighted count</i>															
RAF	Agree	..	3.5	3.8	3.7	3.9	..	2.8	3.0	2.8	3.0	..	2.3	2.5	2.3	2.5
	Neutral	..	3.4	3.7	3.5	3.9	..	2.7	2.8	2.8	2.8	..	2.2	2.3	2.3	2.4
	Disagree	..	3.3	3.6	3.5	3.7	..	2.5	2.7	2.7	2.8	..	2.1	2.2	2.2	2.3
	<i>Unweighted count</i>															

Key

- Margin of error less than 3%
- Margin of error 3% - 5%
- Margin of error 5% +

Margin of error is half the width of a 99% confidence interval. Darker colours indicate a greater degree of uncertainty in the estimate.

Table B8.3 How strongly do you agree or disagree with the following? Change is managed well in the [Service].

		Officers: Margin of error +/-%					Other Ranks: Margin of error +/-%					Total: Margin of error +/-%				
		2012	2013	2014	2015	2016	2012	2013	2014	2015	2016	2012	2013	2014	2015	2016
Tri-Service	Agree	1.7	1.8	1.7	1.8	1.7	2.0	2.2	1.7	1.9	1.6	1.7	1.8	1.5	1.6	1.3
	Neutral	2.0	2.0	2.0	2.1	1.9	2.0	2.2	1.7	2.0	1.6	1.7	1.9	1.5	1.7	1.4
	Disagree	2.2	2.3	2.2	2.3	2.2	1.9	2.2	1.7	2.0	1.7	1.6	1.9	1.5	1.7	1.4
	<i>Unweighted count</i>															
Royal Navy	Agree	2.6	3.0	2.9	3.0	2.8	2.3	2.2	2.1	2.5	2.3	1.9	1.8	1.7	2.1	1.9
	Neutral	3.1	3.3	3.3	3.5	3.3	2.5	2.4	2.4	2.9	2.9	2.1	2.0	2.0	2.4	2.4
	Disagree	3.4	3.8	3.7	4.0	3.7	2.7	2.5	2.5	3.2	3.2	2.2	2.1	2.1	2.6	2.6
	<i>Unweighted count</i>															
Royal Marines	Agree	5.2	5.4	4.4	5.4	5.7	2.3	2.2	1.8	2.1	1.9	2.1	2.1	1.7	2.0	1.8
	Neutral	4.7	4.9	3.9	4.7	5.0	2.2	2.1	1.8	2.1	1.9	2.0	2.0	1.6	1.9	1.8
	Disagree	4.1	4.0	3.3	4.1	4.2	2.0	1.7	1.5	1.7	1.6	1.9	1.6	1.4	1.6	1.5
	<i>Unweighted count</i>															
Army	Agree	3.0	3.2	2.8	3.1	2.7	3.2	3.5	2.7	3.1	2.4	2.8	3.0	2.3	2.7	2.1
	Neutral	3.3	3.4	3.2	3.4	3.0	3.2	3.5	2.7	3.2	2.5	2.8	3.0	2.3	2.8	2.1
	Disagree	3.7	3.9	3.7	3.9	3.5	3.0	3.5	2.5	3.1	2.5	2.6	3.0	2.2	2.7	2.2
	<i>Unweighted count</i>															
RAF	Agree	2.7	2.7	3.0	2.9	3.2	2.3	2.6	2.7	2.6	2.6	1.9	2.1	2.2	2.1	2.2
	Neutral	3.3	3.3	3.5	3.6	3.8	2.4	2.7	2.8	2.8	2.8	2.0	2.2	2.3	2.3	2.3
	Disagree	3.7	3.6	3.9	3.8	4.1	2.6	2.8	3.0	2.9	3.0	2.2	2.3	2.5	2.4	2.5
	<i>Unweighted count</i>															

Key

- Margin of error less than 3%
- Margin of error 3% - 5%
- Margin of error 5% +

Margin of error is half the width of a 99% confidence interval. Darker colours indicate a greater degree of uncertainty in the estimate.

AFCAS 2016 Section 9 - Your Deployments

Source: Defence Statistics (Surveys)

Table B9.1 With regards to your current/last operational deployment (RN includes sea-going deployment), were you deployed individually or as part of a Unit?

		Officers					Other Ranks					Total					Percentages				
		2012	2013	2014	2015	2016	2012	2013	2014	2015	2016	2012	2013	2014	2015	2016	2012	2013	2014	2015	2016
Tri-Service	Individually	44 **	39	29	27	32 **	29	32 **	29
	As part of a Unit	56 **	61	71	73	68 **	71	68 **	71
	<i>Unweighted count</i>					1 591					4 755					6 346					6 346
Royal Navy	Individually	26	26	14	13	17	16	17	16
	As part of a Unit	74	74	86	87	83	84	83	84
	<i>Unweighted count</i>					503					1 187					1 690					1 690
Royal Marines	Individually	35	29	14 **	18	17	19	17	19
	As part of a Unit	65	71	86 **	82	83	81	83	81
	<i>Unweighted count</i>					113					1 166					1 279					1 279
Army	Individually	36	32	20	18	23	21	23	21
	As part of a Unit	64	68	80	82	77	79	77	79
	<i>Unweighted count</i>					531					1 239					1 770					1 770
RAF	Individually	70 **	62	63	59	64 **	60	64 **	60
	As part of a Unit	30 **	38	37	41	36 **	40	36 **	40
	<i>Unweighted count</i>					444					1 163					1 607					1 607

** denotes the estimate is significantly different to the 2016 estimate (99% confidence level).

(1) prior to 2015, asked as A358. (2) new question from 2015 as previous filter question has gone. (3) in 2016, asked only of those who have been/are on ops since 1 Jan 2013.

AFCAS 2016 Section 9 - Your Deployments

Source: Defence Statistics (Surveys)

Table B9.2 With regards to your current/last operational deployment (RN includes sea-going deployment), how satisfied were you with the following? Non-Operational allowances (e.g. LSA, GYH(T), residual unaccompanied rate of LOA).

		Officers					Other Ranks					Total				
		2012	2013	2014	2015	2016	2012	2013	2014	2015	2016	2012	2013	2014	2015	2016
Tri-Service	Satisfied	64	62	59 **	56	60 **	57
	Neutral	18	17	20	22	20	21
	Dissatisfied	18	21	21	22	20	22
	<i>Unweighted count</i>					1 563					4 905					6 468
Royal Navy	Satisfied	59	61	49	54	51	55
	Neutral	17	16	22	22	21	20
	Dissatisfied	24	23	28	25	27	24
	<i>Unweighted count</i>					503					1 193					1 696
Royal Marines	Satisfied	60	65	48	48	49	49
	Neutral	17	15	26	25	25	24
	Dissatisfied	23	20	26	27	26	27
	<i>Unweighted count</i>					109					1 249					1 358
Army	Satisfied	69	64	63	58	64 **	59
	Neutral	17	18	19	22	19	21
	Dissatisfied	14	18	18	20	17	20
	<i>Unweighted count</i>					522					1 332					1 854
RAF	Satisfied	59	60	61 **	55	61 **	56
	Neutral	22	17	19	23	19	22
	Dissatisfied	19	23	20	23	20	23
	<i>Unweighted count</i>					429					1 131					1 560

** denotes the estimate is significantly different to the 2016 estimate (99% confidence level).

(1) prior to 2015, asked only of Army as A501. (2) new question from 2015 as previous filter question has gone. (3) n/a option excluded from the analysis. (4) in 2016, asked only of those who hav

AFCAS 2016 Section 9 - Your Deployments

Source: Defence Statistics (Surveys)

Table B9.3 With regards to your current/last operational deployment (RN includes sea-going deployment), how satisfied were you with the following? Operational allowances (e.g. Overseas Assistance, Concessionary travel for immediate families, Unpleasant work allowance, Unpleasant living

Percentages

		Officers					Other Ranks					Total				
		2012	2013	2014	2015	2016	2012	2013	2014	2015	2016	2012	2013	2014	2015	2016
Tri-Service	Satisfied	65	62	54 **	50	56 **	52
	Neutral	16	17	22	24	21	23
	Dissatisfied	19	22	25	26	24	26
	<i>Unweighted count</i>					1 416					4 564					5 980
Royal Navy	Satisfied	46	47	39	39	41	41
	Neutral	20	20	25	25	24	25
	Dissatisfied	34	33	36	35	36	35
	<i>Unweighted count</i>					413					1 075					1 488
Royal Marines	Satisfied	61	57	40	38	42	40
	Neutral	17	16	29	29	28	28
	Dissatisfied	22	27	31	33	30	32
	<i>Unweighted count</i>					98					1 211					1 309
Army	Satisfied	74 **	67	59	54	61	56
	Neutral	13	17	21	23	20	22
	Dissatisfied	13	16	21	23	19	22
	<i>Unweighted count</i>					520					1 291					1 811
RAF	Satisfied	64	63	56	51	57	53
	Neutral	18	14	21	22	20	21
	Dissatisfied	18	23	24	27	23	26
	<i>Unweighted count</i>					385					987					1 372

** denotes the estimate is significantly different to the 2016 estimate (99% confidence level).

(1) prior to 2015, asked only of Army as A502. (2) new question from 2015 as previous filter question has gone. (3) n/a option excluded from the analysis. (4) in 2016, asked only of those who hav

AFCAS 2016 Section 9 - Your Deployments

Source: Defence Statistics (Surveys)

Table B9.4 With regards to your current/last operational deployment (RN includes sea-going deployment), how satisfied were you with the following? The deployment notice.

		Officers					Other Ranks					Total				
		2012	2013	2014	2015	2016	2012	2013	2014	2015	2016	2012	2013	2014	2015	2016
Tri-Service	Satisfied	75	73	68	65	69 **	66
	Neutral	12	13	17 **	20	16 **	19
	Dissatisfied	13	14	15	15	15	15
	<i>Unweighted count</i>					1 593					4 916					6 509
Royal Navy	Satisfied	64	61	55	54	57	55
	Neutral	15	15	23	23	21	21
	Dissatisfied	21	24	22	23	22	24
	<i>Unweighted count</i>					500					1 186					1 686
Royal Marines	Satisfied	76	65	61 **	54	63 **	55
	Neutral	13 **	24	26	30	25 **	29
	Dissatisfied	11	11	12 **	16	12 **	16
	<i>Unweighted count</i>					109					1 242					1 351
Army	Satisfied	84	81	73	69	74	71
	Neutral	8	10	16	20	15	18
	Dissatisfied	8	8	11	12	11	11
	<i>Unweighted count</i>					538					1 339					1 877
RAF	Satisfied	69	68	69	69	69	69
	Neutral	15	15	13	15	14	15
	Dissatisfied	15	16	18	16	18	16
	<i>Unweighted count</i>					446					1 149					1 595

** denotes the estimate is significantly different to the 2016 estimate (99% confidence level).

(1) prior to 2015, asked as A440 (2) new question from 2015 as previous filter question has gone. (3) n/a option excluded from the analysis. (4) in 2016, asked only of those who have been/are or

AFCAS 2016 Section 9 - Your Deployments

Source: Defence Statistics (Surveys)

Table B9.5 With regards to your current/last operational deployment (RN includes sea-going deployment), how satisfied were you with the following? The pre-operational/deployment training (RN/RM include sea training).

Percentages

		Officers					Other Ranks					Total				
		2012	2013	2014	2015	2016	2012	2013	2014	2015	2016	2012	2013	2014	2015	2016
Tri-Service	Satisfied	71	71	67	64	68	65
	Neutral	16	14	20 **	23	19 **	22
	Dissatisfied	13	15	13	13	13	13
	<i>Unweighted count</i>					1 552					4 804					6 356
Royal Navy	Satisfied	66	63	55	55	57	56
	Neutral	18	18	28	27	26	25
	Dissatisfied	16	19	18	18	17	18
	<i>Unweighted count</i>					469					1 141					1 610
Royal Marines	Satisfied	63	64	55	53	56	53
	Neutral	16	18	31	33	29	32
	Dissatisfied	21	19	15	14	15	15
	<i>Unweighted count</i>					107					1 217					1 324
Army	Satisfied	76	79	72	69	73	70
	Neutral	13	11	17 **	22	17	21
	Dissatisfied	11	10	10	9	11	9
	<i>Unweighted count</i>					533					1 316					1 849
RAF	Satisfied	68	63	66	64	67	63
	Neutral	19	16	18	21	18	20
	Dissatisfied	13 **	21	15	16	15	17
	<i>Unweighted count</i>					443					1 130					1 573

** denotes the estimate is significantly different to the 2016 estimate (99% confidence level).

(1) prior to 2015, asked as A441 (2) new question from 2015 as previous filter question has gone. (3) n/a option excluded from the analysis. (4) in 2016, asked only of those who have been/are or

AFCAS 2016 Section 9 - Your Deployments

Source: Defence Statistics (Surveys)

Table B9.6 With regards to your current/last operational deployment, how satisfied were you with the following? That the equipment I used during training was the same as that used on operations.

		Officers					Other Ranks					Total				
		2012	2013	2014	2015	2016	2012	2013	2014	2015	2016	2012	2013	2014	2015	2016
Tri-Service	Satisfied
	Neutral
	Dissatisfied
	<i>Unweighted count</i>															
Royal Navy	Satisfied
	Neutral
	Dissatisfied
	<i>Unweighted count</i>															
Royal Marines	Satisfied
	Neutral
	Dissatisfied
	<i>Unweighted count</i>															
Army	Satisfied	73	73	64	61	66	63
	Neutral	12	12	18 **	23	17 **	22
	Dissatisfied	15	15	18	16	18	16
	<i>Unweighted count</i>					523					1 303					1 826
RAF	Satisfied
	Neutral
	Dissatisfied
	<i>Unweighted count</i>															

** denotes the estimate is significantly different to the 2016 estimate (99% confidence level).

(1) prior to 2015, asked only of Army as A499 (2) new question from 2015 as previous filter question has gone. (3) n/a option excluded from the analysis. (4) in 2016, asked only of those who have

AFCAS 2016 Section 9 - Your Deployments

Source: Defence Statistics (Surveys)

Table B9.7 With regards to your current/last operational deployment, how satisfied were you with the following? The personal kit and equipment I received for use on operations.

		Officers					Other Ranks					Total				
		2012	2013	2014	2015	2016	2012	2013	2014	2015	2016	2012	2013	2014	2015	2016
Tri-Service	Satisfied
	Neutral
	Dissatisfied
	<i>Unweighted count</i>															
Royal Navy	Satisfied
	Neutral
	Dissatisfied
	<i>Unweighted count</i>															
Royal Marines	Satisfied
	Neutral
	Dissatisfied
	<i>Unweighted count</i>															
Army	Satisfied	90	90	72 **	67	75 **	70
	Neutral	5	6	15 **	20	13 **	18
	Dissatisfied	5	4	13	14	12	12
	<i>Unweighted count</i>					533					1 320					1 853
RAF	Satisfied
	Neutral
	Dissatisfied
	<i>Unweighted count</i>															

** denotes the estimate is significantly different to the 2016 estimate (99% confidence level).

(1) prior to 2015, asked only of Army as A072. (2) new question from 2015 as previous filter question has gone. (3) n/a option excluded from the analysis. (4) in 2016, asked only of those who have

AFCAS 2016 Section 9 - Your Deployments

Source: Defence Statistics (Surveys)

Table B9.8 With regards to your current/last operational deployment, how satisfied were you with the following? The major equipment (e.g. vehicles and systems) I used on operations.

		Officers					Other Ranks					Total				
		2012	2013	2014	2015	2016	2012	2013	2014	2015	2016	2012	2013	2014	2015	2016
Tri-Service	Satisfied
	Neutral
	Dissatisfied
	<i>Unweighted count</i>															
Royal Navy	Satisfied
	Neutral
	Dissatisfied
	<i>Unweighted count</i>															
Royal Marines	Satisfied
	Neutral
	Dissatisfied
	<i>Unweighted count</i>															
Army	Satisfied	82	79	72 **	66	73 **	68
	Neutral	12	12	18 **	23	17 **	21
	Dissatisfied	6	9	10	11	9	11
	<i>Unweighted count</i>					502					1 288					1 790
RAF	Satisfied
	Neutral
	Dissatisfied
	<i>Unweighted count</i>															

** denotes the estimate is significantly different to the 2016 estimate (99% confidence level).

(1) new question in 2015 due to amalgamation of A073 and A500. (2) new question from 2015 as previous filter question has gone. (3) n/a option excluded from the analysis. (4) in 2016, asked or

AFCAS 2016 Section 9 - Your Deployments

Source: Defence Statistics (Surveys)

Table B9.9 With regards to your current/last operational deployment (RN includes sea-going deployment), how satisfied were you with the following? The welfare support I received from the [Service] when I returned from operational deployment.

Percentages

		Officers					Other Ranks					Total				
		2012	2013	2014	2015	2016	2012	2013	2014	2015	2016	2012	2013	2014	2015	2016
Tri-Service	Satisfied	49	49	46	46	46	46
	Neutral	32	31	31	32	31	32
	Dissatisfied	19	21	23	22	23	22
	<i>Unweighted count</i>					1 413					4 538					5 951
Royal Navy	Satisfied	30	33	27	27	28	28
	Neutral	43	40	37	38	38	39
	Dissatisfied	27	27	36	34	34	33
	<i>Unweighted count</i>					406					1 029					1 435
Royal Marines	Satisfied	57	54	51 **	45	51 **	46
	Neutral	30	31	36	38	36	37
	Dissatisfied	13	15	13 **	17	13 **	17
	<i>Unweighted count</i>					94					1 169					1 263
Army	Satisfied	62	60	53	53	54	54
	Neutral	25	23	28	30	27	29
	Dissatisfied	13	17	19	18	19	17
	<i>Unweighted count</i>					510					1 273					1 783
RAF	Satisfied	40	40	41	45	41	44
	Neutral	36	37	34	32	34	33
	Dissatisfied	24	23	25	23	25	23
	<i>Unweighted count</i>					403					1 067					1 470

** denotes the estimate is significantly different to the 2016 estimate (99% confidence level).

(1) similar to A442 prior to 2015 but substantial wording change required new question. (2) new question from 2015 as previous filter question has gone. (3) n/a option excluded from the analysis.

AFCAS 2016 Section 9 - Your Deployments

Source: Defence Statistics (Surveys)

Table B9.10 With regards to your current/last operational deployment (RN includes sea-going deployment), how satisfied were you with the following? The welfare support that my family, partner and/or parents received from the [Service] when I returned from operational deployment.

Percentages

		Officers					Other Ranks					Total				
		2012	2013	2014	2015	2016	2012	2013	2014	2015	2016	2012	2013	2014	2015	2016
Tri-Service	Satisfied	41	38	39	40	39	39
	Neutral	33	33	31	33	31	33
	Dissatisfied	26	29	30	27	29	27
	<i>Unweighted count</i>					1 306					4 324					5 630
Royal Navy	Satisfied	26	27	24	25	25	25
	Neutral	43 **	35	40	37	40	36
	Dissatisfied	30	38	36	39	35	39
	<i>Unweighted count</i>					371					994					1 365
Royal Marines	Satisfied	48	43	44	40	44	40
	Neutral	32	34	41	40	40	40
	Dissatisfied	20	23	15 **	19	16 **	20
	<i>Unweighted count</i>					88					1 129					1 217
Army	Satisfied	52	46	46	47	47	46
	Neutral	26	29	27	31	27	31
	Dissatisfied	22	25	27	22	26	23
	<i>Unweighted count</i>					480					1 216					1 696
RAF	Satisfied	32	32	32	35	32	35
	Neutral	38	40	33	35	34	36
	Dissatisfied	30	28	36 **	30	35 **	30
	<i>Unweighted count</i>					367					985					1 352

** denotes the estimate is significantly different to the 2016 estimate (99% confidence level).

(1) new question in 2015. (2) n/a option excluded from the analysis. (3) in 2016, asked only of those who have been/are on ops since 1 Jan 2013.

AFCAS 2016 Section 9 - Your Deployments

Source: Defence Statistics (Surveys)

Table B9.11 With regards to your current/last operational deployment (RN includes sea-going deployment), how satisfied were you with the following? The decompression and post operational tour support I received when I returned from operational deployment.

Percentages

		Officers					Other Ranks					Total				
		2012	2013	2014	2015	2016	2012	2013	2014	2015	2016	2012	2013	2014	2015	2016
Tri-Service	Satisfied	51	49	48	47	49	48
	Neutral	25	26	30	31	29	30
	Dissatisfied	23	24	22	22	22	22
	<i>Unweighted count</i>					1 342					4 284					5 626
Royal Navy	Satisfied	34	29	23	23	25	25
	Neutral	26	30	38	37	35	35
	Dissatisfied	40	41	40	40	40	40
	<i>Unweighted count</i>					376					982					1 358
Royal Marines	Satisfied	56	45	46	43	47	44
	Neutral	29	40	36	37	35	38
	Dissatisfied	15	15	18	19	17	19
	<i>Unweighted count</i>					93					1 097					1 190
Army	Satisfied	63	62	58	58	59	58
	Neutral	22	21	25	27	25	26
	Dissatisfied	16	18	17	15	17	16
	<i>Unweighted count</i>					512					1 264					1 776
RAF	Satisfied	41	42	43	41	43	41
	Neutral	32	32	34	34	34	34
	Dissatisfied	27	26	23	25	23	25
	<i>Unweighted count</i>					361					941					1 302

** denotes the estimate is significantly different to the 2016 estimate (99% confidence level).

(1) prior to 2015, asked only of Army as A075 (2) new question from 2015 as previous filter question has gone. (3) n/a option excluded from the analysis. (4) in 2016, asked only of those who have

AFCAS 2016 Section 9 - Your Deployments

Source: Defence Statistics (Surveys)

Table B9.12 With regards to your current/last operational deployment (RN includes sea-going deployment), how satisfied were you with the following? The Post Operational Stress Management that I received when I returned from operational deployment.

Percentages

		Officers					Other Ranks					Total				
		2012	2013	2014	2015	2016	2012	2013	2014	2015	2016	2012	2013	2014	2015	2016
Tri-Service	Satisfied	43	45	43	43	43	43
	Neutral	36	33	34	36	34	35
	Dissatisfied	22	22	23	21	23	21
	<i>Unweighted count</i>					1 177					4 025					5 202
Royal Navy	Satisfied	25	29	20	21	21	22
	Neutral	44	41	44	42	44	42
	Dissatisfied	30	30	36	37	35	36
	<i>Unweighted count</i>					277					823					1 100
Royal Marines	Satisfied	54	52	44	42	45	43
	Neutral	34	36	43	42	42	42
	Dissatisfied	12	12	14	15	13	15
	<i>Unweighted count</i>					84					1 061					1 145
Army	Satisfied	52	54	51	51	51	52
	Neutral	30	29	29	32	29	32
	Dissatisfied	18	17	21	16	20 **	16
	<i>Unweighted count</i>					484					1 217					1 701
RAF	Satisfied	34	38	37	37	36	37
	Neutral	42	37	40	39	40	38
	Dissatisfied	24	26	23	24	23	25
	<i>Unweighted count</i>					332					924					1 256

** denotes the estimate is significantly different to the 2016 estimate (99% confidence level).

(1) prior to 2015, asked only of RM as A452 and RN (non-sea only) as A449 (2) new question from 2015 as previous filter question has gone. (3) n/a option excluded from the analysis. (4) in 2016

AFCAS 2016 Section 9 - Your Deployments

Source: Defence Statistics (Surveys)

Table B9.13 With regards to your current/last operational deployment (RN includes sea-going deployment), how satisfied were you with the following? The operational role I was assigned to.

		Officers					Other Ranks					Total				
		2012	2013	2014	2015	2016	2012	2013	2014	2015	2016	2012	2013	2014	2015	2016
Tri-Service	Satisfied	87	86	74	71	76	74
	Neutral	8	9	18	20	16	18
	Dissatisfied	5	5	9	9	8	8
	<i>Unweighted count</i>					1 595					4 834					6 429
Royal Navy	Satisfied	84	80	58	58	63	62
	Neutral	9	12	29	27	25	24
	Dissatisfied	8	8	13	15	12	14
	<i>Unweighted count</i>					504					1 170					1 674
Royal Marines	Satisfied	86	90	60	56	63	59
	Neutral	11	7	28	31	26	29
	Dissatisfied	2	3	12	13	11	12
	<i>Unweighted count</i>					108					1 200					1 308
Army	Satisfied	88	89	78	75	80	77
	Neutral	7	8	15 **	19	14 **	18
	Dissatisfied	4	3	7	6	6	6
	<i>Unweighted count</i>					537					1 323					1 860
RAF	Satisfied	87	87	78	78	80	79
	Neutral	7	8	14	14	13	13
	Dissatisfied	5	6	9	8	8	8
	<i>Unweighted count</i>					446					1 141					1 587

** denotes the estimate is significantly different to the 2016 estimate (99% confidence level).

(1) new question in 2015. (2) n/a option excluded from the analysis. (3) in 2016, asked only of those who have been/are on ops since 1 Jan 2013.

AFCAS 2016 Section 9 - Your Deployments

Source: Defence Statistics (Surveys)

Table B9.14 During your pre-operational preparation, did you have access to the following? Job specification for the post.

		Officers					Other Ranks					Total				
		2012	2013	2014	2015	2016	2012	2013	2014	2015	2016	2012	2013	2014	2015	2016
Tri-Service	Yes
	No
	<i>Unweighted count</i>															
RN	Yes
	No
	<i>Unweighted count</i>															
RM	Yes
	No
	<i>Unweighted count</i>															
Army	Yes
	No
	<i>Unweighted count</i>															
RAF	Yes	75	74	70 **	76	71 **	76
	No	25	26	30 **	24	29 **	24
	<i>Unweighted count</i>					406					1 036					1 442

** denotes the estimate is significantly different to the 2016 estimate (99% confidence level).

(1) prior to 2015, asked only of RAF as A424. (2) new question from 2015 as previous filter question has gone. (3) n/a option excluded from the analysis. (4) in 2016, asked only of those who have

AFCAS 2016 Section 9 - Your Deployments

Source: Defence Statistics (Surveys)

Table B9.15 During your pre-operational preparation, did you have access to the following? Assignment Order.

		Officers					Other Ranks					Total				
		2012	2013	2014	2015	2016	2012	2013	2014	2015	2016	2012	2013	2014	2015	2016
Tri-Service	Yes
	No
	<i>Unweighted count</i>															
RN	Yes
	No
	<i>Unweighted count</i>															
RM	Yes
	No
	<i>Unweighted count</i>															
Army	Yes
	No
	<i>Unweighted count</i>															
RAF	Total	86	80	84	85	85	84
	Yes	14	20	16	15	15	16
	<i>Unweighted count</i>					380					995					1 375

** denotes the estimate is significantly different to the 2016 estimate (99% confidence level).

(1) prior to 2015, asked only of RAF as A425. (2) new question from 2015 as previous filter question has gone. (3) n/a option excluded from the analysis. (4) in 2016, asked only of those who have

AFCAS 2016 Section 9 - Your Deployments

Source: Defence Statistics (Surveys)

Table B9.16 During your pre-operational preparation, did you have access to the following? Preparation Instruction.

		Officers					Other Ranks					Total				
		2012	2013	2014	2015	2016	2012	2013	2014	2015	2016	2012	2013	2014	2015	2016
Tri-Service	Yes
	No
	<i>Unweighted count</i>															
RN	Yes
	No
	<i>Unweighted count</i>															
RM	Yes
	No
	<i>Unweighted count</i>															
Army	Yes
	No
	<i>Unweighted count</i>															
RAF	Total	86	86	87	87	87	87
	Yes	14	14	13	13	13	13
	<i>Unweighted count</i>					411					1 056					1 467

** denotes the estimate is significantly different to the 2016 estimate (99% confidence level).

(1) prior to 2015, asked only of RAF as A426. (2) new question from 2015 as previous filter question has gone. (3) n/a option excluded from the analysis. (4) in 2016, asked only of those who have

AFCAS 2016 Section 9 - Your Deployments

Source: Defence Statistics (Surveys)

Table B9.17 During your pre-operational preparation, did you have access to the following? A1 Ops Website.

		Officers					Other Ranks					Total				
		2012	2013	2014	2015	2016	2012	2013	2014	2015	2016	2012	2013	2014	2015	2016
Tri-Service	Yes
	No
	<i>Unweighted count</i>															
RN	Yes
	No
	<i>Unweighted count</i>															
RM	Yes
	No
	<i>Unweighted count</i>															
Army	Yes
	No
	<i>Unweighted count</i>															
RAF	No	85	84	80	84	81	84
	Total	15	16	20	16	19	16
	<i>Unweighted count</i>					396					984					1 380

** denotes the estimate is significantly different to the 2016 estimate (99% confidence level).

(1) prior to 2015, asked only of RAF as A427. (2) new question from 2015 as previous filter question has gone. (3) n/a option excluded from the analysis. (4) in 2016, asked only of those who have

AFCAS 2016 Section 9 - Your Deployments

Source: Defence Statistics (Surveys)

Table B9.18 What is your view of the following regarding your experience of operational deployments (RN includes sea-going deployments)? The frequency of my operational deployments.

		Officers					Other Ranks					Total				
		2012	2013	2014	2015	2016	2012	2013	2014	2015	2016	2012	2013	2014	2015	2016
Tri-Service	Too often	15	15	19	18	18	18
	About right	74	73	62	61	64	63
	Not often enough	12	12	19	21	18	20
	<i>Unweighted count</i>					1 622					4 964					6 586
Royal Navy	Too often	29	23	43	40	40	37
	About right	66	68	51	52	54	55
	Not often enough	5	8	7	8	6	8
	<i>Unweighted count</i>					508					1 204					1 712
Royal Marines	Too often	5	7	10	9	9	9
	About right	79 **	67	62 **	57	64 **	58
	Not often enough	16 **	26	28 **	34	27 **	34
	<i>Unweighted count</i>					113					1 250					1 363
Army	Too often	8	8	9	8	9	8
	About right	77	74	67	64	68	65
	Not often enough	15	18	24	29	23 **	27
	<i>Unweighted count</i>					552					1 348					1 900
RAF	Too often	15	21	25	26	23	25
	About right	74	74	62	63	64	65
	Not often enough	10 **	5	13	11	13 **	10
	<i>Unweighted count</i>					449					1 162					1 611

** denotes the estimate is significantly different to the 2016 estimate (99% confidence level).

(1) prior to 2015, asked as A443 (2) new question from 2015 as previous filter question has gone. (3) in 2016, asked only of those who have been/are on ops since 1 Jan 2013.

AFCAS 2016 Section 9 - Your Deployments

Source: Defence Statistics (Surveys)

Table B9.19 What is your view of the following regarding your experience of operational deployments (RN includes sea-going deployments)? The length of my operational deployments.

		Officers					Other Ranks					Total				
		2012	2013	2014	2015	2016	2012	2013	2014	2015	2016	2012	2013	2014	2015	2016
Tri-Service	Too long	14	14	18	20	18	19
	About right	81	82	75	74	76	75
	Too short	5	4	6	7	6	6
	<i>Unweighted count</i>					1 622					4 961					6 583
Royal Navy	Too long	28	28	41	45	38	42
	About right	70	70	55	52	58	55
	Too short	2	2	4	3	3	3
	<i>Unweighted count</i>					510					1 208					1 718
Royal Marines	Too long	8	7	12	10	12	9
	About right	90	89	80	81	81	81
	Too short	2	4	8	10	7	9
	<i>Unweighted count</i>					112					1 243					1 355
Army	Too long	7	5	7	7	7	7
	About right	86	89	84	84	84	84
	Too short	7	7	8	9	8	9
	<i>Unweighted count</i>					552					1 348					1 900
RAF	Too long	17	18	26	29	24	27
	About right	81	80	70	68	72	70
	Too short	2	2	4	3	4	3
	<i>Unweighted count</i>					448					1 162					1 610

** denotes the estimate is significantly different to the 2016 estimate (99% confidence level).

(1) prior to 2015, asked as A444 (2) new question from 2015 as previous filter question has gone. (3) in 2016, asked only of those who have been/are on ops since 1 Jan 2013.

AFCAS 2016 Section 9 - Your Deployments

Source: Defence Statistics (Surveys)

Table B9.1 With regards to your current/last operational deployment (RN includes sea-going deployment), were you deployed individually or as part of a Unit?

		Officers: Margin of error +/-%					Other Ranks: Margin of error +/-%					Total: Margin of error +/-%				
		2012	2013	2014	2015	2016	2012	2013	2014	2015	2016	2012	2013	2014	2015	2016
Tri-Service	Individually	2.7	3.0	2.0	1.9	1.7	1.6
	As part of a Unit	2.7	3.0	2.0	1.9	1.7	1.6
	<i>Unweighted count</i>															
Royal Navy	Individually	4.1	4.5	2.5	2.6	2.2	2.3
	As part of a Unit	4.1	4.5	2.5	2.6	2.2	2.3
	<i>Unweighted count</i>															
Royal Marines	Individually	6.7	8.4	2.1	2.2	2.0	2.2
	As part of a Unit	6.7	8.4	2.1	2.2	2.0	2.2
	<i>Unweighted count</i>															
Army	Individually	4.7	4.9	3.2	2.8	2.8	2.5
	As part of a Unit	4.7	4.9	3.2	2.8	2.8	2.5
	<i>Unweighted count</i>															
RAF	Individually	4.3	5.5	3.3	3.8	2.8	3.3
	As part of a Unit	4.3	5.5	3.3	3.8	2.8	3.3
	<i>Unweighted count</i>															

Key

- Margin of error less than 3%
- Margin of error 3% - 5%
- Margin of error 5% +

Margin of error is half the width of a 99% confidence interval. Darker colours indicate a greater degree of uncertainty in the estimate.

AFCAS 2016 Section 9 - Your Deployments

Source: Defence Statistics (Surveys)

Table B9.2 With regards to your current/last operational deployment (RN includes sea-going deployment), how satisfied were you with the following? Non-Operational allowances (e.g. LSA, GYH(T), residual unaccompanied rate of LOA).

		Officers: Margin of error +/-%					Other Ranks: Margin of error +/-%					Total: Margin of error +/-%				
		2012	2013	2014	2015	2016	2012	2013	2014	2015	2016	2012	2013	2014	2015	2016
Tri-Service	Satisfied	2.8	3.1	2.4	2.2	2.0	2.0
	Neutral	2.3	2.4	1.9	1.9	1.6	1.7
	Dissatisfied	2.2	2.6	1.9	1.9	1.7	1.6
	<i>Unweighted count</i>															
Royal Navy	Satisfied	4.8	5.1	3.6	3.8	3.0	3.2
	Neutral	3.7	3.8	3.0	3.1	2.5	2.6
	Dissatisfied	4.2	4.4	3.2	3.2	2.7	2.8
	<i>Unweighted count</i>															
Royal Marines	Satisfied	7.1	9.0	2.9	2.8	2.7	2.7
	Neutral	5.4	6.6	2.6	2.4	2.4	2.3
	Dissatisfied	6.1	7.6	2.5	2.5	2.4	2.4
	<i>Unweighted count</i>															
Army	Satisfied	4.7	5.2	4.0	3.6	3.5	3.2
	Neutral	3.8	4.1	3.2	3.1	2.8	2.7
	Dissatisfied	3.6	4.2	3.2	3.0	2.8	2.6
	<i>Unweighted count</i>															
RAF	Satisfied	4.8	5.7	3.3	3.9	2.9	3.4
	Neutral	4.0	4.4	2.7	3.3	2.3	2.8
	Dissatisfied	3.8	4.9	2.8	3.3	2.4	2.9
	<i>Unweighted count</i>															

Key

- Margin of error less than 3%
- Margin of error 3% - 5%
- Margin of error 5% +

Margin of error is half the width of a 99% confidence interval. Darker colours indicate a greater degree of uncertainty in the estimate.

AFCAS 2016 Section 9 - Your Deployments

Source: Defence Statistics (Surveys)

Table B9.3 With regards to your current/last operational deployment (RN includes sea-going deployment), how satisfied were you with the following? Operational allowances (e.g. Overseas Assistance, Concessionary travel for immediate families, Unpleasant work allowance, Unpleasant living

		Officers: Margin of error +/-%					Other Ranks: Margin of error +/-%					Total: Margin of error +/-%				
		2012	2013	2014	2015	2016	2012	2013	2014	2015	2016	2012	2013	2014	2015	2016
Tri-Service	Satisfied	2.9	3.3	2.5	2.3	2.1	2.0
	Neutral	2.2	2.5	2.1	2.0	1.8	1.8
	Dissatisfied	2.3	2.7	2.1	2.0	1.8	1.8
	<i>Unweighted count</i>															
Royal Navy	Satisfied	5.3	5.8	3.7	3.9	3.2	3.3
	Neutral	4.3	4.6	3.3	3.5	2.8	3.0
	Dissatisfied	5.1	5.5	3.6	3.8	3.1	3.3
	<i>Unweighted count</i>															
Royal Marines	Satisfied	7.1	9.9	2.8	2.8	2.7	2.7
	Neutral	5.5	7.3	2.7	2.6	2.5	2.5
	Dissatisfied	6.1	8.8	2.7	2.7	2.5	2.6
	<i>Unweighted count</i>															
Army	Satisfied	4.6	5.1	4.1	3.7	3.6	3.3
	Neutral	3.5	4.1	3.4	3.2	3.0	2.8
	Dissatisfied	3.5	4.0	3.4	3.1	2.9	2.8
	<i>Unweighted count</i>															
RAF	Satisfied	4.9	5.9	3.6	4.2	3.1	3.6
	Neutral	4.0	4.4	2.9	3.5	2.5	2.9
	Dissatisfied	3.9	5.0	3.2	3.8	2.7	3.2
	<i>Unweighted count</i>															

Key

	Margin of error less than 3%
	Margin of error 3% - 5%
	Margin of error 5% +

Margin of error is half the width of a 99% confidence interval. Darker colours indicate a greater degree of uncertainty in the estimate.

AFCAS 2016 Section 9 - Your Deployments

Source: Defence Statistics (Surveys)

Table B9.4 With regards to your current/last operational deployment (RN includes sea-going deployment), how satisfied were you with the following? The deployment notice.

		Officers: Margin of error +/-%					Other Ranks: Margin of error +/-%					Total: Margin of error +/-%				
		2012	2013	2014	2015	2016	2012	2013	2014	2015	2016	2012	2013	2014	2015	2016
Tri-Service	Satisfied	2.4	2.8	2.2	2.1	1.9	1.8
	Neutral	1.8	2.1	1.8	1.8	1.5	1.6
	Dissatisfied	1.9	2.1	1.7	1.5	1.4	1.3
	<i>Unweighted count</i>															
Royal Navy	Satisfied	4.7	5.1	3.6	3.8	3.0	3.2
	Neutral	3.5	3.7	3.0	3.2	2.5	2.7
	Dissatisfied	3.9	4.5	3.0	3.2	2.5	2.7
	<i>Unweighted count</i>															
Royal Marines	Satisfied	6.2	9.0	2.8	2.8	2.6	2.7
	Neutral	4.8	8.1	2.5	2.6	2.3	2.4
	Dissatisfied	4.6	5.8	1.9	2.1	1.8	2.0
	<i>Unweighted count</i>															
Army	Satisfied	3.8	4.2	3.7	3.4	3.2	3.0
	Neutral	2.8	3.3	3.0	3.0	2.6	2.6
	Dissatisfied	2.8	3.0	2.7	2.4	2.3	2.1
	<i>Unweighted count</i>															
RAF	Satisfied	4.4	5.4	3.2	3.6	2.7	3.1
	Neutral	3.5	4.1	2.3	2.8	2.0	2.4
	Dissatisfied	3.4	4.3	2.6	2.8	2.2	2.4
	<i>Unweighted count</i>															

Key

- Margin of error less than 3%
- Margin of error 3% - 5%
- Margin of error 5% +

Margin of error is half the width of a 99% confidence interval. Darker colours indicate a greater degree of uncertainty in the estimate.

AFCAS 2016 Section 9 - Your Deployments

Source: Defence Statistics (Surveys)

Table B9.5 With regards to your current/last operational deployment (RN includes sea-going deployment), how satisfied were you with the following? The pre-operational/deployment training (RN/RM include sea training).

		Officers: Margin of error +/-%					Other Ranks: Margin of error +/-%					Total: Margin of error +/-%				
		2012	2013	2014	2015	2016	2012	2013	2014	2015	2016	2012	2013	2014	2015	2016
Tri-Service	Satisfied	2.7	2.9	2.2	2.2	1.9	1.9
	Neutral	2.1	2.2	1.9	1.9	1.6	1.7
	Dissatisfied	2.0	2.3	1.5	1.4	1.3	1.2
	<i>Unweighted count</i>															
Royal Navy	Satisfied	4.7	5.3	3.6	3.8	3.1	3.3
	Neutral	3.8	4.2	3.3	3.4	2.8	2.9
	Dissatisfied	3.7	4.3	2.7	3.0	2.3	2.6
	<i>Unweighted count</i>															
Royal Marines	Satisfied	7.0	9.2	2.9	2.8	2.7	2.7
	Neutral	5.3	7.2	2.7	2.7	2.5	2.5
	Dissatisfied	5.9	7.5	2.0	2.0	1.9	1.9
	<i>Unweighted count</i>															
Army	Satisfied	4.4	4.3	3.7	3.4	3.2	3.0
	Neutral	3.4	3.3	3.2	3.1	2.8	2.7
	Dissatisfied	3.3	3.2	2.5	2.1	2.2	1.8
	<i>Unweighted count</i>															
RAF	Satisfied	4.5	5.6	3.2	3.8	2.7	3.2
	Neutral	3.8	4.1	2.6	3.2	2.2	2.7
	Dissatisfied	3.3	4.8	2.4	2.8	2.1	2.5
	<i>Unweighted count</i>															

Key

- Margin of error less than 3%
- Margin of error 3% - 5%
- Margin of error 5% +

Margin of error is half the width of a 99% confidence interval. Darker colours indicate a greater degree of uncertainty in the estimate.

AFCAS 2016 Section 9 - Your Deployments

Source: Defence Statistics (Surveys)

Table B9.6 With regards to your current/last operational deployment, how satisfied were you with the following? That the equipment I used during training was the same as that used on operations.

		Officers: Margin of error +/-%					Other Ranks: Margin of error +/-%					Total: Margin of error +/-%				
		2012	2013	2014	2015	2016	2012	2013	2014	2015	2016	2012	2013	2014	2015	2016
Tri-Service	Satisfied
	Neutral
	Dissatisfied
	<i>Unweighted count</i>															
Royal Navy	Satisfied
	Neutral
	Dissatisfied
	<i>Unweighted count</i>															
Royal Marines	Satisfied
	Neutral
	Dissatisfied
	<i>Unweighted count</i>															
Army	Satisfied	4.7	4.8	4.0	3.6	3.5	3.2
	Neutral	3.4	3.6	3.2	3.2	2.8	2.8
	Dissatisfied	3.8	3.8	3.2	2.7	2.8	2.3
	<i>Unweighted count</i>															
RAF	Satisfied
	Neutral
	Dissatisfied
	<i>Unweighted count</i>															

Key

- Margin of error less than 3%
- Margin of error 3% - 5%
- Margin of error 5% +

Margin of error is half the width of a 99% confidence interval. Darker colours indicate a greater degree of uncertainty in the estimate.

AFCAS 2016 Section 9 - Your Deployments

Source: Defence Statistics (Surveys)

Table B9.7 With regards to your current/last operational deployment, how satisfied were you with the following? The personal kit and equipment I received for use on operations.

		Officers: Margin of error +/-%					Other Ranks: Margin of error +/-%					Total: Margin of error +/-%				
		2012	2013	2014	2015	2016	2012	2013	2014	2015	2016	2012	2013	2014	2015	2016
Tri-Service	Satisfied
	Neutral
	Dissatisfied
	<i>Unweighted count</i>															
Royal Navy	Satisfied
	Neutral
	Dissatisfied
	<i>Unweighted count</i>															
Royal Marines	Satisfied
	Neutral
	Dissatisfied
	<i>Unweighted count</i>															
Army	Satisfied	3.1	3.2	3.7	3.5	3.2	3.0
	Neutral	2.2	2.5	2.9	3.0	2.5	2.6
	Dissatisfied	2.2	2.2	2.9	2.6	2.5	2.2
	<i>Unweighted count</i>															
RAF	Satisfied
	Neutral
	Dissatisfied
	<i>Unweighted count</i>															

Key

- Margin of error less than 3%
- Margin of error 3% - 5%
- Margin of error 5% +

Margin of error is half the width of a 99% confidence interval. Darker colours indicate a greater degree of uncertainty in the estimate.

AFCAS 2016 Section 9 - Your Deployments

Source: Defence Statistics (Surveys)

Table B9.8 With regards to your current/last operational deployment, how satisfied were you with the following? The major equipment (e.g. vehicles and systems) I used on operations.

		Officers: Margin of error +/-%					Other Ranks: Margin of error +/-%					Total: Margin of error +/-%				
		2012	2013	2014	2015	2016	2012	2013	2014	2015	2016	2012	2013	2014	2015	2016
Tri-Service	Satisfied
	Neutral
	Dissatisfied
	<i>Unweighted count</i>															
Royal Navy	Satisfied
	Neutral
	Dissatisfied
	<i>Unweighted count</i>															
Royal Marines	Satisfied
	Neutral
	Dissatisfied
	<i>Unweighted count</i>															
Army	Satisfied	4.1	4.5	3.8	3.6	3.3	3.1
	Neutral	3.4	3.6	3.3	3.2	2.9	2.8
	Dissatisfied	2.5	3.2	2.6	2.3	2.2	2.1
	<i>Unweighted count</i>															
RAF	Satisfied
	Neutral
	Dissatisfied
	<i>Unweighted count</i>															

Key

- Margin of error less than 3%
- Margin of error 3% - 5%
- Margin of error 5% +

Margin of error is half the width of a 99% confidence interval. Darker colours indicate a greater degree of uncertainty in the estimate.

AFCAS 2016 Section 9 - Your Deployments

Source: Defence Statistics (Surveys)

Table B9.9 With regards to your current/last operational deployment (RN includes sea-going deployment), how satisfied were you with the following? The welfare support I received from the [Service] when I returned from operational deployment.

		Officers: Margin of error +/-%					Other Ranks: Margin of error +/-%					Total: Margin of error +/-%				
		2012	2013	2014	2015	2016	2012	2013	2014	2015	2016	2012	2013	2014	2015	2016
Tri-Service	Satisfied	3.1	3.4	2.5	2.3	2.1	2.0
	Neutral	2.8	3.1	2.3	2.2	2.0	1.9
	Dissatisfied	2.3	2.7	2.1	1.8	1.8	1.6
	<i>Unweighted count</i>															
Royal Navy	Satisfied	4.9	5.5	3.4	3.6	2.9	3.1
	Neutral	5.2	5.7	3.7	4.0	3.1	3.4
	Dissatisfied	4.7	5.2	3.7	3.9	3.1	3.3
	<i>Unweighted count</i>															
Royal Marines	Satisfied	7.6	10.2	3.0	2.9	2.8	2.8
	Neutral	7.1	9.4	2.9	2.8	2.7	2.7
	Dissatisfied	5.1	7.4	2.0	2.2	1.9	2.1
	<i>Unweighted count</i>															
Army	Satisfied	5.1	5.4	4.1	3.7	3.6	3.3
	Neutral	4.6	4.6	3.7	3.5	3.2	3.0
	Dissatisfied	3.5	4.1	3.3	2.8	2.9	2.5
	<i>Unweighted count</i>															
RAF	Satisfied	4.9	5.9	3.4	4.0	2.9	3.5
	Neutral	4.8	5.8	3.3	3.7	2.8	3.2
	Dissatisfied	4.3	5.2	3.0	3.4	2.6	2.9
	<i>Unweighted count</i>															

Key

- Margin of error less than 3%
- Margin of error 3% - 5%
- Margin of error 5% +

Margin of error is half the width of a 99% confidence interval. Darker colours indicate a greater degree of uncertainty in the estimate.

AFCAS 2016 Section 9 - Your Deployments

Source: Defence Statistics (Surveys)

Table B9.10 With regards to your current/last operational deployment (RN includes sea-going deployment), how satisfied were you with the following? The welfare support that my family, partner and/or parents received from the [Service] when I returned from operational deployment.

		Officers: Margin of error +/-%					Other Ranks: Margin of error +/-%					Total: Margin of error +/-%				
		2012	2013	2014	2015	2016	2012	2013	2014	2015	2016	2012	2013	2014	2015	2016
Tri-Service	Satisfied	3.2	3.5	2.6	2.4	2.2	2.1
	Neutral	3.0	3.3	2.3	2.3	2.0	2.0
	Dissatisfied	2.8	3.2	2.3	2.0	2.0	1.8
	<i>Unweighted count</i>															
Royal Navy	Satisfied	4.9	5.4	3.4	3.5	2.9	3.1
	Neutral	5.5	5.8	3.8	4.0	3.3	3.4
	Dissatisfied	5.1	5.9	3.8	4.0	3.2	3.5
	<i>Unweighted count</i>															
Royal Marines	Satisfied	7.7	10.5	3.0	2.9	2.8	2.8
	Neutral	7.2	9.9	3.0	2.9	2.8	2.8
	Dissatisfied	6.2	8.9	2.2	2.3	2.1	2.2
	<i>Unweighted count</i>															
Army	Satisfied	5.5	5.7	4.3	3.8	3.8	3.4
	Neutral	4.9	5.1	3.8	3.6	3.3	3.2
	Dissatisfied	4.5	4.9	3.7	3.1	3.2	2.8
	<i>Unweighted count</i>															
RAF	Satisfied	4.9	5.9	3.4	4.0	2.9	3.5
	Neutral	5.1	6.2	3.4	4.0	2.9	3.5
	Dissatisfied	4.8	5.8	3.5	3.8	3.0	3.3
	<i>Unweighted count</i>															

Key

- Margin of error less than 3%
- Margin of error 3% - 5%
- Margin of error 5% +

Margin of error is half the width of a 99% confidence interval. Darker colours indicate a greater degree of uncertainty in the estimate.

AFCAS 2016 Section 9 - Your Deployments

Source: Defence Statistics (Surveys)

Table B9.11 With regards to your current/last operational deployment (RN includes sea-going deployment), how satisfied were you with the following? The decompression and post operational tour support I received when I returned from operational deployment.

		Officers: Margin of error +/-%					Other Ranks: Margin of error +/-%					Total: Margin of error +/-%				
		2012	2013	2014	2015	2016	2012	2013	2014	2015	2016	2012	2013	2014	2015	2016
Tri-Service	Satisfied	3.2	3.5	2.6	2.4	2.2	2.1
	Neutral	2.7	3.0	2.3	2.2	2.0	1.9
	Dissatisfied	2.6	2.9	2.1	1.9	1.8	1.6
	<i>Unweighted count</i>															
Royal Navy	Satisfied	5.2	5.5	3.3	3.5	2.9	3.0
	Neutral	4.8	5.6	3.9	4.0	3.3	3.5
	Dissatisfied	5.4	6.0	3.9	4.1	3.3	3.5
	<i>Unweighted count</i>															
Royal Marines	Satisfied	7.6	10.2	3.0	3.0	2.8	2.8
	Neutral	7.0	10.0	2.9	2.9	2.7	2.8
	Dissatisfied	5.6	7.4	2.3	2.3	2.2	2.2
	<i>Unweighted count</i>															
Army	Satisfied	5.1	5.3	4.1	3.7	3.6	3.3
	Neutral	4.3	4.4	3.6	3.4	3.2	3.0
	Dissatisfied	3.9	4.2	3.2	2.7	2.8	2.4
	<i>Unweighted count</i>															
RAF	Satisfied	5.2	6.3	3.8	4.2	3.2	3.6
	Neutral	5.0	6.0	3.6	4.1	3.0	3.5
	Dissatisfied	4.7	5.6	3.1	3.7	2.7	3.2
	<i>Unweighted count</i>															

Key

- Margin of error less than 3%
- Margin of error 3% - 5%
- Margin of error 5% +

Margin of error is half the width of a 99% confidence interval. Darker colours indicate a greater degree of uncertainty in the estimate.

AFCAS 2016 Section 9 - Your Deployments

Source: Defence Statistics (Surveys)

Table B9.12 With regards to your current/last operational deployment (RN includes sea-going deployment), how satisfied were you with the following? The Post Operational Stress Management that I received when I returned from operational deployment.

		Officers: Margin of error +/-%					Other Ranks: Margin of error +/-%					Total: Margin of error +/-%				
		2012	2013	2014	2015	2016	2012	2013	2014	2015	2016	2012	2013	2014	2015	2016
Tri-Service	Satisfied	3.4	3.7	2.7	2.5	2.3	2.2
	Neutral	3.2	3.5	2.5	2.4	2.1	2.1
	Dissatisfied	2.8	3.0	2.2	1.9	1.9	1.7
	<i>Unweighted count</i>															
Royal Navy	Satisfied	5.7	6.4	3.5	3.7	3.0	3.3
	Neutral	6.4	7.0	4.4	4.5	3.8	3.9
	Dissatisfied	6.0	6.5	4.2	4.4	3.6	3.8
	<i>Unweighted count</i>															
Royal Marines	Satisfied	7.8	10.8	3.1	3.0	2.9	2.9
	Neutral	7.5	10.3	3.1	3.0	2.9	2.9
	Dissatisfied	5.1	7.1	2.1	2.2	2.0	2.1
	<i>Unweighted count</i>															
Army	Satisfied	5.5	5.6	4.2	3.8	3.7	3.4
	Neutral	4.9	5.1	3.8	3.6	3.3	3.2
	Dissatisfied	4.3	4.3	3.5	2.8	3.0	2.4
	<i>Unweighted count</i>															
RAF	Satisfied	5.3	6.5	3.7	4.2	3.2	3.6
	Neutral	5.5	6.4	3.8	4.2	3.2	3.6
	Dissatisfied	4.7	5.8	3.2	3.7	2.7	3.2
	<i>Unweighted count</i>															

Key

- Margin of error less than 3%
- Margin of error 3% - 5%
- Margin of error 5% +

Margin of error is half the width of a 99% confidence interval. Darker colours indicate a greater degree of uncertainty in the estimate.

AFCAS 2016 Section 9 - Your Deployments

Source: Defence Statistics (Surveys)

Table B9.13 With regards to your current/last operational deployment (RN includes sea-going deployment), how satisfied were you with the following? The operational role I was assigned to.

		Officers: Margin of error +/-%					Other Ranks: Margin of error +/-%					Total: Margin of error +/-%				
		2012	2013	2014	2015	2016	2012	2013	2014	2015	2016	2012	2013	2014	2015	2016
Tri-Service	Satisfied	2.0	2.1	2.1	2.0	1.8	1.7
	Neutral	1.6	1.8	1.8	1.8	1.5	1.6
	Dissatisfied	1.3	1.3	1.3	1.2	1.1	1.1
	<i>Unweighted count</i>															
Royal Navy	Satisfied	3.6	4.3	3.6	3.8	2.9	3.2
	Neutral	2.7	3.5	3.3	3.4	2.7	2.8
	Dissatisfied	2.6	2.9	2.5	2.8	2.0	2.4
	<i>Unweighted count</i>															
Royal Marines	Satisfied	5.0	5.6	2.9	2.8	2.6	2.7
	Neutral	4.6	4.8	2.6	2.6	2.4	2.5
	Dissatisfied	2.2	3.2	2.0	1.9	1.8	1.8
	<i>Unweighted count</i>															
Army	Satisfied	3.3	3.3	3.5	3.3	3.0	2.9
	Neutral	2.7	2.8	3.0	3.0	2.6	2.6
	Dissatisfied	2.2	1.9	2.1	1.9	1.8	1.6
	<i>Unweighted count</i>															
RAF	Satisfied	3.2	3.9	2.9	3.3	2.4	2.8
	Neutral	2.5	3.0	2.4	2.8	2.0	2.3
	Dissatisfied	2.1	2.6	1.9	2.1	1.6	1.8
	<i>Unweighted count</i>															

Key

- Margin of error less than 3%
- Margin of error 3% - 5%
- Margin of error 5% +

Margin of error is half the width of a 99% confidence interval. Darker colours indicate a greater degree of uncertainty in the estimate.

AFCAS 2016 Section 9 - Your Deployments

Source: Defence Statistics (Surveys)

Table B9.14 During your pre-operational preparation, did you have access to the following? Job specification for the post.

		Officers: Margin of error +/-%					Other Ranks: Margin of error +/-%					Total: Margin of error +/-%				
		2012	2013	2014	2015	2016	2012	2013	2014	2015	2016	2012	2013	2014	2015	2016
Tri-Service	Yes
	No
	<i>Unweighted count</i>															
RN	Yes
	No
	<i>Unweighted count</i>															
RM	Yes
	No
	<i>Unweighted count</i>															
Army	Yes
	No
	<i>Unweighted count</i>															
RAF	Yes	4.3	5.2	3.2	3.5	2.7	3.0
	No	4.3	5.2	3.2	3.5	2.7	3.0
	<i>Unweighted count</i>															

Key

	Margin of error less than 3%
	Margin of error 3% - 5%
	Margin of error 5% +

Margin of error is half the width of a 99% confidence interval. Darker colours indicate a greater degree of uncertainty in the estimate.

AFCAS 2016 Section 9 - Your Deployments

Source: Defence Statistics (Surveys)

Table B9.15 During your pre-operational preparation, did you have access to the following? Assignment Order.

		Officers: Margin of error +/-%					Other Ranks: Margin of error +/-%					Total: Margin of error +/-%				
		2012	2013	2014	2015	2016	2012	2013	2014	2015	2016	2012	2013	2014	2015	2016
Tri-Service	Yes
	No
	<i>Unweighted count</i>															
RN	Yes
	No
	<i>Unweighted count</i>															
RM	Yes
	No
	<i>Unweighted count</i>															
Army	Yes
	No
	<i>Unweighted count</i>															
RAF	Total	3.5	4.9	2.6	3.0	2.2	2.6
	Yes	3.5	4.9	2.6	3.0	2.2	2.6
	<i>Unweighted count</i>															

Key

	Margin of error less than 3%
	Margin of error 3% - 5%
	Margin of error 5% +

Margin of error is half the width of a 99% confidence interval. Darker colours indicate a greater degree of uncertainty in the estimate.

AFCAS 2016 Section 9 - Your Deployments

Source: Defence Statistics (Surveys)

Table B9.16 During your pre-operational preparation, did you have access to the following? Preparation Instruction.

		Officers: Margin of error +/-%					Other Ranks: Margin of error +/-%					Total: Margin of error +/-%				
		2012	2013	2014	2015	2016	2012	2013	2014	2015	2016	2012	2013	2014	2015	2016
Tri-Service	Yes
	No
	<i>Unweighted count</i>															
RN	Yes
	No
	<i>Unweighted count</i>															
RM	Yes
	No
	<i>Unweighted count</i>															
Army	Yes
	No
	<i>Unweighted count</i>															
RAF	Total	3.4	4.1	2.4	2.8	2.0	2.4
	Yes	3.4	4.1	2.4	2.8	2.0	2.4
	<i>Unweighted count</i>															

Key

	Margin of error less than 3%
	Margin of error 3% - 5%
	Margin of error 5% +

Margin of error is half the width of a 99% confidence interval. Darker colours indicate a greater degree of uncertainty in the estimate.

AFCAS 2016 Section 9 - Your Deployments

Source: Defence Statistics (Surveys)

Table B9.17 During your pre-operational preparation, did you have access to the following? A1 Ops Website.

		Officers: Margin of error +/-%					Other Ranks: Margin of error +/-%					Total: Margin of error +/-%				
		2012	2013	2014	2015	2016	2012	2013	2014	2015	2016	2012	2013	2014	2015	2016
Tri-Service	Yes
	No
	<i>Unweighted count</i>															
RN	Yes
	No
	<i>Unweighted count</i>															
RM	Yes
	No
	<i>Unweighted count</i>															
Army	Yes
	No
	<i>Unweighted count</i>															
RAF	No	3.6	4.4	2.9	3.3	2.5	2.7
	Total	3.6	4.4	2.9	3.3	2.5	2.7
	<i>Unweighted count</i>															

Key

	Margin of error less than 3%
	Margin of error 3% - 5%
	Margin of error 5% +

Margin of error is half the width of a 99% confidence interval. Darker colours indicate a greater degree of uncertainty in the estimate.

AFCAS 2016 Section 9 - Your Deployments

Source: Defence Statistics (Surveys)

Table B9.18 What is your view of the following regarding your experience of operational deployments (RN includes sea-going deployments)? The frequency of my operational deployments.

		Officers: Margin of error +/-%					Other Ranks: Margin of error +/-%					Total: Margin of error +/-%				
		2012	2013	2014	2015	2016	2012	2013	2014	2015	2016	2012	2013	2014	2015	2016
Tri-Service	Too often	1.9	2.1	1.5	1.5	1.3	1.3
	About right	2.6	2.8	2.3	2.2	2.0	1.9
	Not often enough	2.0	2.2	2.1	1.9	1.8	1.7
	<i>Unweighted count</i>															
Royal Navy	Too often	4.3	4.4	3.5	3.7	2.9	3.1
	About right	4.5	4.9	3.5	3.7	3.0	3.2
	Not often enough	2.2	2.9	1.9	2.2	1.6	1.9
	<i>Unweighted count</i>															
Royal Marines	Too often	3.2	4.7	1.7	1.6	1.6	1.5
	About right	5.9	8.6	2.8	2.8	2.6	2.6
	Not often enough	5.3	8.0	2.6	2.7	2.4	2.5
	<i>Unweighted count</i>															
Army	Too often	2.8	2.9	2.1	1.8	1.8	1.6
	About right	4.3	4.7	3.9	3.5	3.4	3.1
	Not often enough	3.7	4.1	3.7	3.4	3.2	2.9
	<i>Unweighted count</i>															
RAF	Too often	3.4	4.6	2.8	3.3	2.4	2.8
	About right	4.2	4.9	3.3	3.8	2.8	3.2
	Not often enough	2.9	2.5	2.5	2.6	2.1	2.2
	<i>Unweighted count</i>															

Key

- Margin of error less than 3%
- Margin of error 3% - 5%
- Margin of error 5% +

Margin of error is half the width of a 99% confidence interval. Darker colours indicate a greater degree of uncertainty in the estimate.

AFCAS 2016 Section 9 - Your Deployments

Source: Defence Statistics (Surveys)

Table B9.19 What is your view of the following regarding your experience of operational deployments (RN includes sea-going deployments)? The length of my operational deployments.

		Officers: Margin of error +/-%					Other Ranks: Margin of error +/-%					Total: Margin of error +/-%				
		2012	2013	2014	2015	2016	2012	2013	2014	2015	2016	2012	2013	2014	2015	2016
Tri-Service	Too long	1.9	2.0	1.4	1.5	1.2	1.3
	About right	2.2	2.3	1.9	1.9	1.6	1.6
	Too short	1.4	1.4	1.4	1.2	1.2	1.1
	<i>Unweighted count</i>															
Royal Navy	Too long	4.3	4.7	3.5	3.7	2.9	3.1
	About right	4.4	4.8	3.5	3.7	3.0	3.2
	Too short	1.4	1.6	1.4	1.5	1.2	1.3
	<i>Unweighted count</i>															
Royal Marines	Too long	3.9	4.7	1.9	1.7	1.7	1.6
	About right	4.4	5.9	2.3	2.2	2.1	2.1
	Too short	2.2	3.9	1.6	1.7	1.4	1.6
	<i>Unweighted count</i>															
Army	Too long	2.6	2.1	1.9	1.9	1.6	1.6
	About right	3.6	3.3	3.0	2.8	2.6	2.4
	Too short	2.7	2.6	2.5	2.2	2.2	1.9
	<i>Unweighted count</i>															
RAF	Too long	3.6	4.3	3.0	3.5	2.5	3.0
	About right	3.8	4.5	3.1	3.6	2.6	3.1
	Too short	1.5	1.7	1.4	1.4	1.2	1.2
	<i>Unweighted count</i>															

Key

- Margin of error less than 3%
- Margin of error 3% - 5%
- Margin of error 5% +

Margin of error is half the width of a 99% confidence interval. Darker colours indicate a greater degree of uncertainty in the estimate.

AFCAS 2016 Section 10 Your Career

Source: Defence Statistics (Surveys)

Table B10.1 Overall how satisfied are you with the way your career is being managed?

		Officers					Other Ranks					Total				
		2012	2013	2014	2015	2016	2012	2013	2014	2015	2016	2012	2013	2014	2015	2016
Tri-Service	Satisfied	44 **	48	39	41	40	42
	Neutral	24	23	25	26	25	25
	Dissatisfied	32	29	36	33	35 **	33
	<i>Unweighted count</i>					3 350					8 949					12 299
Royal Navy	Satisfied	45	48	39	40	40	41
	Neutral	23	24	25	25	25	25
	Dissatisfied	32	29	36	35	35	34
	<i>Unweighted count</i>					957					1 725					2 682
Royal Marines	Satisfied	54	58	42	43	44	45
	Neutral	21	19	26	25	26	24
	Dissatisfied	25	23	31	32	31	31
	<i>Unweighted count</i>					300					2 625					2 925
Army	Satisfied	49	53	41	42	42	44
	Neutral	22	22	23	25	23	24
	Dissatisfied	29	26	36	33	35	32
	<i>Unweighted count</i>					1 200					2 699					3 899
RAF	Satisfied	35	38	35	36	35	37
	Neutral	28	27	29	29	29	29
	Dissatisfied	36	35	36	34	36	34
	<i>Unweighted count</i>					893					1 900					2 793

** denotes the estimate is significantly different to the 2016 estimate (99% confidence level).

new question in 2015

AFCAS 2016 Section 10 Your Career

Source: Defence Statistics (Surveys)

Table B10.2 Overall how satisfied are you with the career management service provided by the [Service Career Management Provider]?

		Officers					Other Ranks					Total						
		2012	2013	2014	2015	2016	2012	2013	2014	2015	2016	2012	2013	2014	2015	2016		
Tri-Service	Satisfied	42 **	43	41 **	39 **	45	38 **	35	34	35	34	39 **	36	35	35	36		
	Neutral	27	25	28	27	25	39 **	39 **	38	35	36	37 **	37 **	36 **	34	34		
	Dissatisfied	31	32	31	34 **	29	23 **	26 **	28	30	30	25 **	27 **	29	31	30		
	<i>Unweighted count</i>						3 328						8 585					
Royal Navy	Satisfied	48	48	44	45	49	35	32 **	31 **	35	36	38	35 **	34 **	38	39		
	Neutral	25	26	24	24	23	41 **	43 **	39 **	31	30	38 **	39 **	36 **	30	28		
	Dissatisfied	26	26	31	31	28	24 **	25 **	30 **	34	34	25 **	25 **	30	33	33		
	<i>Unweighted count</i>						956						1 693					
Royal Marines	Satisfied	57	53	52	54	58	31 **	32 **	33 **	41	40	34 **	34 **	35 **	42	42		
	Neutral	24 **	23	23	23	17	43 **	44 **	42 **	31	31	41 **	42 **	40 **	30	29		
	Dissatisfied	19	24	25	23	25	26 **	24 **	24 **	28	29	25 **	24 **	24 **	28	29		
	<i>Unweighted count</i>						296						2 560					
Army	Satisfied	43 **	47	46	43 **	50	39 **	36	35	36	35	40	37	36	37	37		
	Neutral	27	25	28	26	26	39	39	39	37	38	37	37	37	35	36		
	Dissatisfied	30 **	28	26	30 **	24	21 **	25	27	27	27	23 **	26	27	28	27		
	<i>Unweighted count</i>						1 187						2 479					
RAF	Satisfied	34	31	29	27 **	32	38 **	35 **	35 **	28	30	37 **	34 **	34 **	28	30		
	Neutral	29	26	29	31	27	36	36	33	35	34	34	34	32	34	33		
	Dissatisfied	37	43	42	43	41	26 **	28 **	32	37	36	29 **	31 **	34	38	37		
	<i>Unweighted count</i>						889						1 853					

** denotes the estimate is significantly different to the 2016 estimate (99% confidence level).

(1) n/a option added in 2011. (2) minor wording change in 2011 and 2012. (3) n/a option excluded from the analysis.

AFCAS 2016 Section 10 Your Career

Source: Defence Statistics (Surveys)

Table B10.3 In terms of your current assignment, how strongly do you agree or disagree with the following? I have the knowledge, skill and experience to do my job.

		Officers					Other Ranks					Total						
		2012	2013	2014	2015	2016	2012	2013	2014	2015	2016	2012	2013	2014	2015	2016		
Tri-Service	Agree	89	89	87	88	89	88	88	87	87	87	88	88	87	87	87		
	Neutral	5	6	6	6	6	8	8	8	7	8	8	7	7	7	7		
	Disagree	5	6	6	6	5	4	5	5	5	5	4	5	5	6	5		
	<i>Unweighted count</i>						3 358						8 978					
Royal Navy	Agree	89	87	88	87	90	86	86	84	84	83	86	86	85	85	85		
	Neutral	6	6	5	5	5	9	8	9	8	9	8	8	8	7	8		
	Disagree	5	7	7	7	6	5 **	6	7	8	8	5 **	6	7	8	7		
	<i>Unweighted count</i>						960						1 730					
Royal Marines	Agree	87	85	90	88	87	86	85	86	87	86	86	85	86	87	86		
	Neutral	7	6	6	5	6	11	11	10	10	11	11	10	10	9	10		
	Disagree	6	8	5	7	7	3	4	4	3	4	3	4	4	4	4		
	<i>Unweighted count</i>						300						2 638					
Army	Agree	89	89	87	87	89	87	88	87	87	87	87	88	87	87	87		
	Neutral	5	5	6	7	6	9	8	8	7	8	8	8	8	7	8		
	Disagree	6	6	7	6	5	4	4	5	5	5	5	5	5	6	5		
	<i>Unweighted count</i>						1 204						2 710					
RAF	Agree	90	90	87	90	88	91	91	90	90	91	91	90	89	90	90		
	Neutral	6	6	8	6	6	6	5	5	6	5	6	5	6	6	5		
	Disagree	4	5	6	4	5	3	4	5	4	4	3	4	5	4	4		
	<i>Unweighted count</i>						894						1 900					

** denotes the estimate is significantly different to the 2016 estimate (99% confidence level).

(1) new question in 2011. (2) minor wording change in 2015.

AFCAS 2016 Section 10 Your Career

Source: Defence Statistics (Surveys)

Table B10.4 In terms of your current assignment, how strongly do you agree or disagree with the following? **My knowledge, skill and experience are being used.**

		Officers					Other Ranks					Total				
		2012	2013	2014	2015	2016	2012	2013	2014	2015	2016	2012	2013	2014	2015	2016
Tri-Service	Agree	81	80	81	81	81	70	69	70	72	72	72	71	72	73	73
	Neutral	9	9	8	9	8	16 **	15	15	13	14	15 **	14	14	12	13
	Disagree	10	11	11	10	10	14	16	16	16	15	13	15	15	15	14
	<i>Unweighted count</i>	3 356					8 967					12 323				
Royal Navy	Agree	81	80	79	82	81	71	71	69 **	73	73	73	73	71 **	75	75
	Neutral	8	9	8	8	8	15 **	14	15 **	13	12	14 **	13 **	14 **	12	11
	Disagree	10	10	12	10	11	14	14	16	14	16	13	13	15	13	15
	<i>Unweighted count</i>	960					1 728					2 688				
Royal Marines	Agree	84	81	82	81	83	69	70	69	68	68	71	72	71	70	70
	Neutral	9	9	6	7	5	18	16	17	17	18	17	16	16	16	17
	Disagree	8	10	13	12	12	13	13	14	14	13	12	13	13	14	13
	<i>Unweighted count</i>	299					2 634					2 933				
Army	Agree	81	82	83	81	83	69	68	70	71	71	71	70	72	73	73
	Neutral	9	9	7	9	8	17	15	15	13	15	16	14	14	13	14
	Disagree	10	9	9	10	9	14	17	15	15	14	13	16	14	15	13
	<i>Unweighted count</i>	1 205					2 707					3 912				
RAF	Agree	81	78	78	80	79	73	72	70 **	72	74	75	73	72 **	74	75
	Neutral	8	9	9	9	9	11	14 **	13	10	10	11	13 **	12	10	10
	Disagree	11	13	13	11	12	16	14	17	17	15	15	14	16	16	14
	<i>Unweighted count</i>	892					1 898					2 790				

** denotes the estimate is significantly different to the 2016 estimate (99% confidence level).

(1) new question in 2011. (2) minor wording change in 2015.

AFCAS 2016 Section 10 Your Career

Source: Defence Statistics (Surveys)

Table B10.5 In terms of your current assignment, how strongly do you agree or disagree with the following? The assignment provides development opportunities that will enhance my promotion prospects.

Percentages

		Officers					Other Ranks					Total				
		2012	2013	2014	2015	2016	2012	2013	2014	2015	2016	2012	2013	2014	2015	2016
Tri-Service	Agree	54	54	55	56	55	54	53	53	52	54	54	53	53	53	54
	Neutral	21	21	21	18	20	24	24	24	24	23	24	24	24	23	22
	Disagree	25	24	25	26	26	22	23	23	24	23	23	23	23	24	24
	<i>Unweighted count</i>	3 351					8 962					12 313				
Royal Navy	Agree	55	53	58	54	55	51	52	51	54	52	52	52	53	54	53
	Neutral	20	20	18	18	18	24	24	23	22	23	23	23	22	21	22
	Disagree	26	27	24	28	27	25	24	25	24	25	25	24	25	25	25
	<i>Unweighted count</i>	958					1 730					2 688				
Royal Marines	Agree	65	65	60	61	64	55	58 **	56 **	53	52	56	59 **	56 **	54	53
	Neutral	17	16	17	20	15	27	26	26	26	26	26	25	25	25	25
	Disagree	18	18	23	19	20	18 **	16 **	18 **	21	21	18 **	16 **	18 **	21	21
	<i>Unweighted count</i>	298					2 629					2 927				
Army	Agree	55	57	55	57	56	55	54	53	53	55	55	54	54	54	55
	Neutral	22	21	21	19	20	25	25	25	24	24	24	24	24	24	23
	Disagree	23	22	24	24	24	20	22	22	22	22	21	22	22	23	22
	<i>Unweighted count</i>	1 203					2 707					3 910				
RAF	Agree	50	50	50	54	51	51	52	50	48	52	51	51	50	50	52
	Neutral	21	23	22	18	20	23	22	23	23	21	23	22	23	22	21
	Disagree	29	27	27	27	29	26	26	27	29	27	26	26	27	28	28
	<i>Unweighted count</i>	892					1 896					2 788				

** denotes the estimate is significantly different to the 2016 estimate (99% confidence level).

new question in 2011

AFCAS 2016 Section 10 Your Career

Source: Defence Statistics (Surveys)

Table B10.6 In terms of your current assignment, how strongly do you agree or disagree with the following? My personal preferences were taken into account.

		Officers					Other Ranks					Total						
		2012	2013	2014	2015	2016	2012	2013	2014	2015	2016	2012	2013	2014	2015	2016		
Tri-Service	Agree	70	71	69	69	70	56	54	53	55	55	59	57	56	58	58		
	Neutral	13	13	13	13	13	23 **	23	23 **	21	21	21 **	21	21	20	19		
	Disagree	17	16	18	17	16	21 **	23	24	24	24	20 **	22	23	23	23		
	<i>Unweighted count</i>						3 352						8 968					
Royal Navy	Agree	68 **	69	67 **	71	74	59	59	56 **	60	62	61 **	62	59 **	62	65		
	Neutral	15	14	14	13	12	21	19	22	19	18	20	18	20 **	18	17		
	Disagree	17	16	19 **	16	15	21	21	22	21	20	20	20	21 **	20	18		
	<i>Unweighted count</i>						959						1 728					
Royal Marines	Agree	73	72	70	75	75	51 **	52	53	53	55	54 **	54	55	55	57		
	Neutral	14	14	13	11	11	25	25	25	24	25	24	24	24	23	23		
	Disagree	13	14	17	15	14	24 **	22	21	23 **	21	23 **	21	21	22 **	20		
	<i>Unweighted count</i>						300						2 634					
Army	Agree	71	72	70	68	69	54	50	50	52	51	56	53	53	55	53		
	Neutral	11	12	12	13	13	25	25	24	22	22	23	23	23	21	21		
	Disagree	18	16	18	19	18	21 **	25	26	25	27	20 **	24	24	24	26		
	<i>Unweighted count</i>						1 201						2 706					
RAF	Agree	72	71	71	70	71	63	63	60	61	63	65	65	63	63	64		
	Neutral	14	15	13	14	15	18	18	18	18	16	17	17	17	17	15		
	Disagree	15	14	16	16	15	19	19	22	21	22	18	18	21	20	20		
	<i>Unweighted count</i>						892						1 900					

** denotes the estimate is significantly different to the 2016 estimate (99% confidence level).

new question in 2011

AFCAS 2016 Section 10 Your Career

Source: Defence Statistics (Surveys)

Table B10.7 How satisfied are you with the following? The notice I received for my current/last assignment.

		Officers					Other Ranks					Total						
		2012	2013	2014	2015	2016	2012	2013	2014	2015	2016	2012	2013	2014	2015	2016		
Tri-Service	Satisfied	71 **	72 **	70 **	75	77	67	65	64 **	68	68	68	67 **	65 **	69	69		
	Neutral	13 **	13 **	13 **	9	9	19	19	20	19	20	18	18	19	17	18		
	Dissatisfied	15	15	17 **	15	14	14	16 **	16 **	13	13	15	16 **	16 **	13	13		
	<i>Unweighted count</i>						3 359						8 972					
Royal Navy	Satisfied	67	66 **	66 **	70	71	66 **	65 **	63 **	71	72	66 **	65 **	64 **	71	72		
	Neutral	16 **	16 **	16 **	9	9	19 **	20 **	20 **	15	15	18 **	19 **	19 **	14	13		
	Dissatisfied	17	18	18	21	20	15	16	17 **	14	13	16	16	17 **	15	15		
	<i>Unweighted count</i>						960						1 730					
Royal Marines	Satisfied	75	72	74	77	76	58 **	58 **	61 **	65	65	60 **	60 **	62 **	66	66		
	Neutral	12	10	9	8	12	22	24	23	24	23	21	22	22	22	22		
	Dissatisfied	13	17	16	15	13	20 **	18 **	16 **	11	12	19 **	18 **	16 **	12	12		
	<i>Unweighted count</i>						300						2 634					
Army	Satisfied	75 **	76	72 **	79	80	64	63	61	63	63	66	65	63	66	65		
	Neutral	11	10	13 **	9	8	20	19	20	22	23	18	18	19	20	21		
	Dissatisfied	14	13	15 **	12	11	16	18 **	18 **	14	14	16	17 **	18 **	14	14		
	<i>Unweighted count</i>						1 205						2 710					
RAF	Satisfied	68 **	69 **	69 **	74	76	77	75 **	75 **	81	79	75 **	74 **	73 **	79	78		
	Neutral	16 **	14	13	10	11	14	15	16	12	13	15 **	15 **	15 **	11	12		
	Dissatisfied	16	17 **	18 **	16	13	8	10	10	8	9	10	11	12	10	10		
	<i>Unweighted count</i>						894						1 898					

** denotes the estimate is significantly different to the 2016 estimate (99% confidence level).

minor wording and format change in 2015

AFCAS 2016 Section 10 Your Career

Source: Defence Statistics (Surveys)

Table B10.8 How satisfied are you with the following? Involvement in decisions that affect my career.

		Officers					Other Ranks					Total				
		2012	2013	2014	2015	2016	2012	2013	2014	2015	2016	2012	2013	2014	2015	2016
Tri-Service	Satisfied	54	56	43	44	45	46
	Neutral	21	21	29	29	27	28
	Dissatisfied	25	23	28	27	28	26
	<i>Unweighted count</i>					3 358					8 967					12 325
Royal Navy	Satisfied	52	56	45	44	47	47
	Neutral	21	21	26	27	25	25
	Dissatisfied	27	23	29	29	28	28
	<i>Unweighted count</i>					960					1 727					2 687
Royal Marines	Satisfied	65	62	45	46	47	47
	Neutral	19	19	29	28	28	27
	Dissatisfied	17	19	26	26	25	25
	<i>Unweighted count</i>					300					2 632					2 932
Army	Satisfied	55	55	43	43	45	45
	Neutral	21	21	29	30	28	29
	Dissatisfied	24	24	28	26	28	26
	<i>Unweighted count</i>					1 204					2 708					3 912
RAF	Satisfied	51 **	58	42	44	44	47
	Neutral	23	21	28	27	27	25
	Dissatisfied	25	21	30	29	29	27
	<i>Unweighted count</i>					894					1 900					2 794

** denotes the estimate is significantly different to the 2016 estimate (99% confidence level).

new question in 2015

Table B10.9 How satisfied are you with the following? The fairness of the appraisal system.

		Officers					Other Ranks					Total				
		2012	2013	2014	2015	2016	2012	2013	2014	2015	2016	2012	2013	2014	2015	2016
Tri-Service	Satisfied	68 **	65 **	64 **	53	54	51 **	49 **	48 **	43	42	54 **	52 **	51 **	45	44
	Neutral	16 **	18 **	17 **	22	22	27	27	28	26	28	25	26	26	25	26
	Dissatisfied	16 **	17 **	19 **	25	25	22 **	24 **	24 **	31	31	21 **	22 **	23 **	30	30
	<i>Unweighted count</i>					3 353					8 955					12 308
Royal Navy	Satisfied	73 **	67 **	70 **	56	56	56 **	55 **	52	48	48	60 **	58 **	56 **	50	50
	Neutral	16 **	19	17 **	20	23	25	24	27	26	26	23	23	25	25	26
	Dissatisfied	12 **	14 **	13 **	25	22	19 **	21 **	21 **	26	25	17 **	20 **	19 **	26	24
	<i>Unweighted count</i>					958					1 728					2 686
Royal Marines	Satisfied	73 **	69 **	73 **	62	58	49 **	52 **	50 **	45	43	52 **	54 **	52 **	47	45
	Neutral	12 **	16	12 **	17	19	32	30	31	29	30	30	29	29	27	29
	Dissatisfied	15 **	15 **	14 **	21	23	19 **	18 **	19 **	26	27	19 **	18 **	19 **	25	27
	<i>Unweighted count</i>					299					2 623					2 922
Army	Satisfied	71 **	70 **	67 **	56	57	53 **	51 **	50 **	46	45	55 **	53 **	53 **	48	47
	Neutral	13 **	15 **	14 **	20	20	29	29	30	26	28	27	27	27	25	27
	Dissatisfied	16 **	16 **	18 **	24	23	18 **	20 **	20 **	28	27	18 **	19 **	20 **	27	26
	<i>Unweighted count</i>					1 203					2 707					3 910
RAF	Satisfied	58 **	55 **	51 **	45	45	42 **	40 **	37 **	30	28	45 **	43 **	40 **	33	32
	Neutral	20	22	24	27	24	23	24	23	24	25	22	23	23	25	25
	Dissatisfied	21 **	23 **	24 **	28	30	36 **	36 **	40 **	46	47	33 **	33 **	37 **	42	43
	<i>Unweighted count</i>					893					1 897					2 790

** denotes the estimate is significantly different to the 2016 estimate (99% confidence level).

AFCAS 2016 Section 10 Your Career

Source: Defence Statistics (Surveys)

Table B10.10 How satisfied are you with the following? The fairness of the promotion system.

		Officers					Other Ranks					Total				
		2012	2013	2014	2015	2016	2012	2013	2014	2015	2016	2012	2013	2014	2015	2016
Tri-Service	Satisfied	52 **	51 **	51 **	46	47	38 **	34	37 **	33	33	41 **	37	39 **	35	36
	Neutral	22	22	21	24	24	26	27	25	26	27	26	26	24	25	26
	Dissatisfied	26 **	27 **	28	31	30	35 **	39	38	41	40	34 **	36	36	39	38
	<i>Unweighted count</i>					3 356					8 958					12 314
Royal Navy	Satisfied	50 **	45	48 **	39	43	39	41	39	38	38	42	42	41	38	39
	Neutral	25	27	24	25	25	27	25	25	25	28	27	26	25	25	27
	Dissatisfied	25 **	28	28	36	32	34	34	36	37	35	32	33	34	37	34
	<i>Unweighted count</i>					960					1 727					2 687
Royal Marines	Satisfied	58	55	57	54	52	40 **	41 **	42 **	37	36	42 **	42 **	43 **	38	38
	Neutral	19	19	18	23	23	30	29	30	29	30	29	28	29	28	29
	Dissatisfied	23	26	25	23	25	30 **	30 **	29 **	34	34	29 **	30 **	28 **	33	33
	<i>Unweighted count</i>					300					2 631					2 931
Army	Satisfied	61 **	61 **	60	54	55	42 **	35	40	36	37	45 **	39	43 **	39	39
	Neutral	19	18	18	21	21	26	28	25	26	27	25	27	24	25	26
	Dissatisfied	20	21	22	25	24	32 **	37	35	38	37	30 **	34	33	36	35
	<i>Unweighted count</i>					1 204					2 702					3 906
RAF	Satisfied	39	37	36	35	34	27 **	27 **	25 **	21	21	30 **	29 **	27 **	24	24
	Neutral	25	28	26	28	27	26	24	23	25	25	26	25	24	25	25
	Dissatisfied	35	35	38	37	38	47 **	49 **	52	54	54	45 **	46 **	49	51	51
	<i>Unweighted count</i>					892					1 898					2 790

** denotes the estimate is significantly different to the 2016 estimate (99% confidence level).

AFCAS 2016 Section 10 Your Career

Source: Defence Statistics (Surveys)

Table B10.11 How satisfied are you with the following? My opportunities for promotion.

		Officers					Other Ranks					Total				
		2012	2013	2014	2015	2016	2012	2013	2014	2015	2016	2012	2013	2014	2015	2016
Tri-Service	Satisfied	42	43	46	43	44	42	41	42	41	41	42	41	43	41	41
	Neutral	23	25	22 **	23	25	27	28	28	28	29	27	27	27	27	28
	Dissatisfied	34 **	32	32	34 **	31	31	31	30	32	30	31	31	30	32	30
	<i>Unweighted count</i>	3 356					8 956					12 312				
Royal Navy	Satisfied	39	37	40	35	38	40 **	45	42	45	45	40 **	43	42	43	43
	Neutral	24	23	24	25	25	29	27	29	26	29	28	26	28	26	28
	Dissatisfied	37	40	36	40	37	32 **	28	29	28	26	33 **	31	31	31	29
	<i>Unweighted count</i>	960					1 728					2 688				
Royal Marines	Satisfied	43	48	51	50	45	45 **	46 **	43 **	38	36	45 **	46 **	44 **	39	37
	Neutral	20	21	17 **	27	25	30	32	32	31	31	29	31	30	31	30
	Dissatisfied	37	30	32	23 **	31	25 **	22 **	25 **	31	33	26 **	23 **	26 **	30 **	33
	<i>Unweighted count</i>	299					2 630					2 929				
Army	Satisfied	52	51	56	53	54	47	43	45	44	44	47	44	46	45	46
	Neutral	21	23	19 **	20	23	26	28	27	27	27	26	27	26	26	27
	Dissatisfied	27 **	26	25	28 **	23	27	30	28	29	28	27	29	28	29	27
	<i>Unweighted count</i>	1 205					2 701					3 906				
RAF	Satisfied	29	33	32	31	31	28	31	33	28	29	28	32	33	29	30
	Neutral	27	31	27	28	29	29	29	29	30	32	29	29	28	30	31
	Dissatisfied	44	37	41	41	40	43	40	39	41	39	43 **	39	39	41	39
	<i>Unweighted count</i>	892					1 897					2 789				

** denotes the estimate is significantly different to the 2016 estimate (99% confidence level).

minor wording change in 2011

AFCAS 2016 Section 10 Your Career

Source: Defence Statistics (Surveys)

Table B10.12 How satisfied are you with the following? My opportunities for further service.

		Officers					Other Ranks					Total				
		2012	2013	2014	2015	2016	2012	2013	2014	2015	2016	2012	2013	2014	2015	2016
Tri-Service	Satisfied	54	58	48	47	49	49
	Neutral	32	28	35	36	34	35
	Dissatisfied	14	14	17	17	17	16
	<i>Unweighted count</i>					3 357					8 954					12 311
Royal Navy	Satisfied	59	58	48	47	50	50
	Neutral	27	29	39	39	36	37
	Dissatisfied	13	13	13	13	13	13
	<i>Unweighted count</i>					959					1 728					2 687
Royal Marines	Satisfied	63	53	44	42	46	43
	Neutral	25	33	40	41	39	40
	Dissatisfied	11	14	15	17	15	16
	<i>Unweighted count</i>					300					2 626					2 926
Army	Satisfied	53	57	46	48	47	49
	Neutral	30	27	35	35	34	34
	Dissatisfied	17	16	19	17	19	17
	<i>Unweighted count</i>					1 204					2 704					3 908
RAF	Satisfied	41 **	44 **	43 **	50 **	61	37 **	42 **	42	54 **	46	38 **	42 **	42 **	53 **	49
	Neutral	39 **	40 **	44 **	39 **	28	34	34	34	31 **	37	35	35	36	33	35
	Dissatisfied	20 **	16 **	13	11	11	29 **	24 **	24 **	15	17	27 **	22 **	22 **	14	16
	<i>Unweighted count</i>					894					1 896					2 790

** denotes the estimate is significantly different to the 2016 estimate (99% confidence level).

(1) not asked in 2007-2008 (2) minor wording change in 2011. (2) only asked of RAF prior to 2015.

AFCAS 2016 Section 10 Your Career

Source: Defence Statistics (Surveys)

Table B10.13 How strongly do you agree or disagree with the following statement? I am willing to serve overseas (i.e. on a permanent assignment).

		Officers					Other Ranks					Total				
		2012	2013	2014	2015	2016	2012	2013	2014	2015	2016	2012	2013	2014	2015	2016
Tri-Service	Agree	
	Neutral	
	Disagree	
	<i>Unweighted count</i>															
Royal Navy	Agree	
	Neutral	
	Disagree	
	<i>Unweighted count</i>															
Royal Marines	Agree	
	Neutral	
	Disagree	
	<i>Unweighted count</i>															
Army	Agree	
	Neutral	
	Disagree	
	<i>Unweighted count</i>															
RAF	Agree	..	78 **	72	76	72	..	72 **	72 **	70	67	..	74 **	72 **	71	68
	Neutral	..	10	12	11	12	..	13	12 **	14	15	..	12	12 **	13	14
	Disagree	..	12	16	12	16	..	14 **	16	17	18	..	14 **	16	16	17
	<i>Unweighted count</i>					891					1 901					2 792

** denotes the estimate is significantly different to the 2016 estimate (99% confidence level).

(1) new question in 2013. (2) asked of RAF only.

AFCAS 2016 Section 10 Your Career

Source: Defence Statistics (Surveys)

Table B10.14 How influential are/would be the following factors in your willingness to serve overseas (i.e. on a permanent assignment)? Current rates of LOA.

		Officers					Other Ranks					Total				
		2012	2013	2014	2015	2016	2012	2013	2014	2015	2016	2012	2013	2014	2015	2016
Tri-Service	Influential
	Not influential
	<i>Unweighted count</i>															
Royal Navy	Influential
	Not influential
	<i>Unweighted count</i>															
Royal Marines	Influential
	Not influential
	<i>Unweighted count</i>															
Army	Influential
	Not influential
	<i>Unweighted count</i>															
RAF	Influential	..	69	71	69	67	..	74	71	71	72	..	73	71	71	71
	Not influential	..	31	29	31	33	..	26	29	29	28	..	27	29	29	29
	<i>Unweighted count</i>					894					1 891					2 785

** denotes the estimate is significantly different to the 2016 estimate (99% confidence level).

(1) new question in 2013. (2) asked of RAF only.

Table B10.15 How influential are/would be the following factors in your willingness to serve overseas (i.e. on a permanent assignment)? Travel allowances (e.g. Get You Home (Overseas)).

		Officers					Other Ranks					Total				
		2012	2013	2014	2015	2016	2012	2013	2014	2015	2016	2012	2013	2014	2015	2016
Tri-Service	Influential
	Not influential
	<i>Unweighted count</i>															
Royal Navy	Influential
	Not influential
	<i>Unweighted count</i>															
Royal Marines	Influential
	Not influential
	<i>Unweighted count</i>															
Army	Influential
	Not influential
	<i>Unweighted count</i>															
RAF	Influential	..	71	74	72	73	..	73	71	71	73	..	73	72	71	73
	Not influential	..	29	26	28	27	..	27	29	29	27	..	27	28	29	27
	<i>Unweighted count</i>					892					1 888					2 780

** denotes the estimate is significantly different to the 2016 estimate (99% confidence level).

(1) new question in 2013. (2) asked of RAF only.

AFCAS 2016 Section 10 Your Career

Source: Defence Statistics (Surveys)

Table B10.16 How influential are/would be the following factors in your willingness to serve overseas (i.e. on a permanent assignment)? The removals/storage service.

		Officers					Other Ranks					Total				
		2012	2013	2014	2015	2016	2012	2013	2014	2015	2016	2012	2013	2014	2015	2016
Tri-Service	Influential
	Not influential
	<i>Unweighted count</i>															
Royal Navy	Influential
	Not influential
	<i>Unweighted count</i>															
Royal Marines	Influential
	Not influential
	<i>Unweighted count</i>															
Army	Influential
	Not influential
	<i>Unweighted count</i>															
RAF	Influential	..	71	73	69	68	..	67	65	67	66	..	68	67	67	67
	Not influential	..	29	27	31	32	..	33	35	33	34	..	32	33	33	33
	<i>Unweighted count</i>					892					1 884					2 776

** denotes the estimate is significantly different to the 2016 estimate (99% confidence level).

(1) new question in 2013. (2) asked of RAF only.

AFCAS 2016 Section 10 Your Career

Source: Defence Statistics (Surveys)

Table B10.17 How influential are/would be the following factors in your willingness to serve overseas (i.e. on a permanent assignment)? In country support (e.g. medical, dental, welfare).

Percentages

		Officers					Other Ranks					Total				
		2012	2013	2014	2015	2016	2012	2013	2014	2015	2016	2012	2013	2014	2015	2016
Tri-Service	Influential
	Not influential
	<i>Unweighted count</i>															
Royal Navy	Influential
	Not influential
	<i>Unweighted count</i>															
Royal Marines	Influential
	Not influential
	<i>Unweighted count</i>															
Army	Influential
	Not influential
	<i>Unweighted count</i>															
RAF	Influential	..	85	86	84	82	..	81	80	80	80	..	82	82	81	81
	Not influential	..	15	14	16	18	..	19	20	20	20	..	18	18	19	19
	<i>Unweighted count</i>					892					1 886					2 778

** denotes the estimate is significantly different to the 2016 estimate (99% confidence level).

(1) new question in 2013. (2) asked of RAF only.

AFCAS 2016 Section 10 Your Career

Source: Defence Statistics (Surveys)

Table B10.18 How influential are/would be the following factors in your willingness to serve overseas (i.e. on a permanent assignment)? Local security situation.

		Officers					Other Ranks					Total				
		2012	2013	2014	2015	2016	2012	2013	2014	2015	2016	2012	2013	2014	2015	2016
Tri-Service	Influential
	Not influential
	<i>Unweighted count</i>															
Royal Navy	Influential
	Not influential
	<i>Unweighted count</i>															
Royal Marines	Influential
	Not influential
	<i>Unweighted count</i>															
Army	Influential
	Not influential
	<i>Unweighted count</i>															
RAF	Influential	..	75	78	73	76	..	69	67	68	69	..	71	69	69	70
	Not influential	..	25	22	27	24	..	31	33	32	31	..	29	31	31	30
	<i>Unweighted count</i>					893					1 886					2 779

** denotes the estimate is significantly different to the 2016 estimate (99% confidence level).

(1) new question in 2013. (2) asked of RAF only.

AFCAS 2016 Section 10 Your Career

Source: Defence Statistics (Surveys)

Table B10.19 How influential are/would be the following factors in your willingness to serve overseas (i.e. on a permanent assignment)? Impact on your career.

		Officers					Other Ranks					Total				
		2012	2013	2014	2015	2016	2012	2013	2014	2015	2016	2012	2013	2014	2015	2016
Tri-Service	Influential	
	Not influential	
	<i>Unweighted count</i>															
Royal Navy	Influential	
	Not influential	
	<i>Unweighted count</i>															
Royal Marines	Influential	
	Not influential	
	<i>Unweighted count</i>															
Army	Influential	
	Not influential	
	<i>Unweighted count</i>															
RAF	Influential	..	71	69	67	66	..	75 **	73	71	70	..	74 **	72	70	69
	Not influential	..	29	31	33	34	..	25 **	27	29	30	..	26 **	28	30	31
	<i>Unweighted count</i>					892					1 889					2 781

** denotes the estimate is significantly different to the 2016 estimate (99% confidence level).

(1) new question in 2013. (2) asked of RAF only.

Table B10.20 How influential are/would be the following factors in your willingness to serve overseas (i.e. on a permanent assignment)? Availability of CEA.

		Officers					Other Ranks					Total				
		2012	2013	2014	2015	2016	2012	2013	2014	2015	2016	2012	2013	2014	2015	2016
Tri-Service	Influential
	Not influential
	<i>Unweighted count</i>															
Royal Navy	Influential
	Not influential
	<i>Unweighted count</i>															
Royal Marines	Influential
	Not influential
	<i>Unweighted count</i>															
Army	Influential
	Not influential
	<i>Unweighted count</i>															
RAF	Influential	..	47 **	45 **	54	61	..	53 **	52 **	60	62	..	52 **	50 **	58	62
	Not influential	..	53 **	55 **	46	39	..	47 **	48 **	40	38	..	48 **	50 **	42	38
	<i>Unweighted count</i>					589					1 287					1 876

** denotes the estimate is significantly different to the 2016 estimate (99% confidence level).

(1) new question in 2013. (2) n/a option added from 2015 but excluded from the analysis. (3) asked of RAF only.

Table B10.21 How influential are/would be the following factors in your willingness to serve overseas (i.e. on a permanent assignment)? Spouse's prospects of working overseas.

Percentages

		Officers					Other Ranks					Total				
		2012	2013	2014	2015	2016	2012	2013	2014	2015	2016	2012	2013	2014	2015 r	2016
Tri-Service	Influential
	Not influential
	<i>Unweighted count</i>															
Royal Navy	Influential
	Not influential
	<i>Unweighted count</i>															
Royal Marines	Influential
	Not influential
	<i>Unweighted count</i>															
Army	Influential
	Not influential
	<i>Unweighted count</i>															
RAF	Influential	..	69 **	70 **	76	81	..	68 **	69 **	77	78	..	68 **	69 **	77	79
	Not influential	..	31 **	30 **	24	19	..	32 **	31 **	23	22	..	32 **	31 **	23	21
	<i>Unweighted count</i>					710					1 372					2 082

** denotes the estimate is significantly different to the 2016 estimate (99% confidence level).

(1) new question in 2013. (2) n/a option added from 2015 but excluded from the analysis. (3) filtered by those who are married/in a long-term relationship [A247 refers]. (4) asked of RAF only.

r 2015 figures have been revised due to an error in data processing

AFCAS 2016 Section 10 Your Career

Source: Defence Statistics (Surveys)

Table B10.1 Overall how satisfied are you with the way your career is being managed?

		Officers: Margin of error +/-%					Other Ranks: Margin of error +/-%					Total: Margin of error +/-%				
		2012	2013	2014	2015	2016	2012	2013	2014	2015	2016	2012	2013	2014	2015	2016
Tri-Service	Satisfied	2.3	2.2	2.0	1.7	1.7	1.4
	Neutral	2.0	1.9	1.8	1.5	1.5	1.3
	Dissatisfied	2.2	2.0	2.0	1.6	1.7	1.4
	<i>Unweighted count</i>															
Royal Navy	Satisfied	3.9	3.8	3.1	3.0	2.5	2.5
	Neutral	3.3	3.2	2.8	2.7	2.3	2.2
	Dissatisfied	3.7	3.4	3.1	3.0	2.5	2.5
	<i>Unweighted count</i>															
Royal Marines	Satisfied	5.4	5.6	2.0	1.9	1.9	1.8
	Neutral	4.4	4.5	1.9	1.7	1.7	1.6
	Dissatisfied	4.7	4.8	2.0	1.8	1.8	1.7
	<i>Unweighted count</i>															
Army	Satisfied	4.1	3.6	3.4	2.5	2.9	2.2
	Neutral	3.4	3.0	3.0	2.3	2.6	2.0
	Dissatisfied	3.7	3.1	3.4	2.4	2.9	2.1
	<i>Unweighted count</i>															
RAF	Satisfied	3.6	4.0	2.8	2.9	2.3	2.4
	Neutral	3.4	3.6	2.6	2.8	2.2	2.3
	Dissatisfied	3.6	3.9	2.8	2.9	2.3	2.4
	<i>Unweighted count</i>															

Key

	Margin of error less than 3%
	Margin of error 3% - 5%
	Margin of error 5% +

Margin of error is half the width of a 99% confidence interval. Darker colours indicate a greater degree of uncertainty in the estimate.

Table B10.2 Overall how satisfied are you with the career management service provided by the [Service Career Management Provider]?

		Officers: Margin of error +/-%					Other Ranks: Margin of error +/-%					Total: Margin of error +/-%				
		2012	2013	2014	2015	2016	2012	2013	2014	2015	2016	2012	2013	2014	2015	2016
Tri-Service	Satisfied	2.2	2.3	2.2	2.3	2.2	2.1	2.2	1.8	2.0	1.6	1.8	1.9	1.5	1.7	1.4
	Neutral	2.0	2.0	2.0	2.1	2.0	2.1	2.3	1.8	2.1	1.7	1.8	1.9	1.5	1.7	1.4
	Dissatisfied	2.1	2.1	2.1	2.2	2.0	1.8	2.0	1.7	1.9	1.6	1.5	1.7	1.4	1.6	1.3
	<i>Unweighted count</i>															
Royal Navy	Satisfied	3.5	3.8	3.7	3.9	3.8	2.6	2.4	2.4	3.0	3.0	2.2	2.1	2.0	2.5	2.4
	Neutral	3.1	3.4	3.2	3.4	3.2	2.7	2.6	2.6	3.0	2.9	2.2	2.2	2.1	2.4	2.4
	Dissatisfied	3.1	3.4	3.5	3.7	3.4	2.4	2.3	2.4	3.1	3.0	2.0	1.9	2.0	2.5	2.4
	<i>Unweighted count</i>															
Royal Marines	Satisfied	5.3	5.5	4.4	5.4	5.7	2.2	2.0	1.7	2.1	1.9	2.0	1.9	1.6	1.9	1.8
	Neutral	4.6	4.7	3.7	4.6	4.3	2.4	2.2	1.9	2.0	1.8	2.2	2.1	1.7	1.8	1.7
	Dissatisfied	4.1	4.7	3.9	4.6	4.9	2.1	1.9	1.6	1.9	1.8	2.0	1.8	1.5	1.8	1.7
	<i>Unweighted count</i>															
Army	Satisfied	3.7	4.0	3.7	3.9	3.6	3.4	3.6	2.7	3.3	2.5	2.9	3.1	2.4	2.9	2.2
	Neutral	3.4	3.5	3.4	3.5	3.2	3.4	3.7	2.8	3.4	2.6	2.9	3.2	2.4	2.9	2.3
	Dissatisfied	3.5	3.6	3.3	3.7	3.0	2.8	3.3	2.5	3.0	2.4	2.4	2.8	2.2	2.6	2.1
	<i>Unweighted count</i>															
RAF	Satisfied	3.5	3.4	3.5	3.3	3.8	2.6	2.8	2.9	2.6	2.8	2.1	2.3	2.4	2.2	2.3
	Neutral	3.4	3.2	3.6	3.5	3.6	2.5	2.8	2.8	2.8	2.9	2.1	2.3	2.3	2.3	2.4
	Dissatisfied	3.6	3.6	3.9	3.8	4.0	2.3	2.6	2.8	2.8	2.9	2.0	2.2	2.4	2.4	2.5
	<i>Unweighted count</i>															

Key

- Margin of error less than 3%
- Margin of error 3% - 5%
- Margin of error 5% +

Margin of error is half the width of a 99% confidence interval. Darker colours indicate a greater degree of uncertainty in the estimate.

Table B10.3 In terms of your current assignment, how strongly do you agree or disagree with the following? I have the knowledge, skill and experience to do my job.

		Officers: Margin of error +/-%					Other Ranks: Margin of error +/-%					Total: Margin of error +/-%				
		2012	2013	2014	2015	2016	2012	2013	2014	2015	2016	2012	2013	2014	2015	2016
Tri-Service	Agree	1.4	1.5	1.5	1.6	1.4	1.5	1.6	1.2	1.4	1.2	1.2	1.4	1.1	1.2	1.0
	Neutral	1.0	1.1	1.1	1.2	1.1	1.2	1.3	1.0	1.1	1.0	1.0	1.1	0.9	1.0	0.8
	Disagree	1.0	1.1	1.1	1.1	1.0	0.9	1.0	0.8	0.9	0.7	0.7	0.9	0.7	0.8	0.6
	<i>Unweighted count</i>															
Royal Navy	Agree	2.2	2.5	2.4	2.6	2.3	1.9	1.8	1.9	2.4	2.4	1.6	1.5	1.5	1.9	1.9
	Neutral	1.6	1.8	1.6	1.8	1.6	1.6	1.5	1.5	1.8	1.8	1.3	1.2	1.2	1.4	1.5
	Disagree	1.6	1.9	1.9	2.1	1.8	1.2	1.2	1.3	1.8	1.7	1.0	1.0	1.1	1.4	1.4
	<i>Unweighted count</i>															
Royal Marines	Agree	3.6	3.9	2.7	3.5	3.8	1.6	1.6	1.3	1.4	1.4	1.5	1.5	1.2	1.3	1.3
	Neutral	2.7	2.6	2.1	2.3	2.6	1.4	1.4	1.1	1.3	1.2	1.3	1.3	1.0	1.2	1.1
	Disagree	2.6	3.1	1.8	2.8	2.9	0.8	0.8	0.7	0.8	0.8	0.8	0.8	0.7	0.7	0.7
	<i>Unweighted count</i>															
Army	Agree	2.3	2.5	2.5	2.7	2.3	2.4	2.6	1.9	2.3	1.8	2.1	2.2	1.7	2.0	1.6
	Neutral	1.6	1.8	1.8	2.1	1.8	2.0	2.1	1.6	1.8	1.5	1.7	1.8	1.4	1.6	1.3
	Disagree	1.8	1.8	1.9	1.9	1.5	1.4	1.6	1.1	1.5	1.1	1.2	1.4	1.0	1.3	1.0
	<i>Unweighted count</i>															
RAF	Agree	2.2	2.2	2.6	2.3	2.6	1.5	1.6	1.8	1.7	1.8	1.3	1.4	1.5	1.4	1.5
	Neutral	1.7	1.7	2.1	1.8	2.0	1.3	1.3	1.3	1.3	1.4	1.0	1.1	1.1	1.1	1.2
	Disagree	1.5	1.5	1.8	1.6	1.8	0.8	1.1	1.3	1.1	1.2	0.7	0.9	1.1	1.0	1.0
	<i>Unweighted count</i>															

Key

	Margin of error less than 3%
	Margin of error 3% - 5%
	Margin of error 5% +

Margin of error is half the width of a 99% confidence interval. Darker colours indicate a greater degree of uncertainty in the estimate.

Table B10.4 In terms of your current assignment, how strongly do you agree or disagree with the following? My knowledge, skill and experience are being used.

		Officers: Margin of error +/-%					Other Ranks: Margin of error +/-%					Total: Margin of error +/-%				
		2012	2013	2014	2015	2016	2012	2013	2014	2015	2016	2012	2013	2014	2015	2016
Tri-Service	Agree	1.8	1.8	1.8	1.8	1.7	2.0	2.2	1.7	2.0	1.6	1.7	1.9	1.4	1.7	1.3
	Neutral	1.3	1.3	1.2	1.3	1.2	1.7	1.8	1.3	1.5	1.2	1.4	1.5	1.1	1.3	1.0
	Disagree	1.3	1.4	1.4	1.4	1.3	1.5	1.8	1.3	1.6	1.2	1.3	1.5	1.1	1.4	1.0
	<i>Unweighted count</i>															
Royal Navy	Agree	2.7	3.0	3.0	3.0	3.0	2.5	2.3	2.4	2.9	2.8	2.0	1.9	1.9	2.3	2.3
	Neutral	1.9	2.2	2.1	2.1	2.1	2.0	1.8	1.8	2.2	2.1	1.6	1.5	1.5	1.8	1.7
	Disagree	2.1	2.3	2.5	2.4	2.4	1.9	1.8	1.9	2.3	2.4	1.5	1.5	1.6	1.8	1.9
	<i>Unweighted count</i>															
Royal Marines	Agree	3.9	4.3	3.4	4.3	4.3	2.1	2.0	1.7	2.0	1.8	1.9	1.9	1.5	1.8	1.7
	Neutral	3.0	3.2	2.1	2.8	2.6	1.8	1.7	1.4	1.6	1.5	1.6	1.5	1.3	1.5	1.4
	Disagree	2.8	3.3	2.9	3.6	3.6	1.5	1.5	1.3	1.5	1.3	1.4	1.4	1.2	1.4	1.2
	<i>Unweighted count</i>															
Army	Agree	3.0	3.1	2.8	3.1	2.7	3.2	3.6	2.6	3.1	2.4	2.8	3.1	2.3	2.7	2.1
	Neutral	2.2	2.3	1.9	2.3	2.0	2.7	2.8	2.1	2.4	1.9	2.3	2.4	1.8	2.1	1.6
	Disagree	2.2	2.3	2.2	2.4	2.1	2.4	3.0	2.0	2.5	1.8	2.1	2.6	1.8	2.2	1.6
	<i>Unweighted count</i>															
RAF	Agree	2.9	3.1	3.2	3.0	3.3	2.4	2.6	2.8	2.6	2.7	1.9	2.1	2.3	2.2	2.2
	Neutral	2.0	2.1	2.2	2.2	2.3	1.7	2.0	2.1	1.8	1.9	1.4	1.7	1.7	1.5	1.6
	Disagree	2.3	2.5	2.6	2.4	2.6	1.9	2.0	2.4	2.3	2.2	1.6	1.7	1.9	1.9	1.8
	<i>Unweighted count</i>															

Key

- Margin of error less than 3%
- Margin of error 3% - 5%
- Margin of error 5% +

Margin of error is half the width of a 99% confidence interval. Darker colours indicate a greater degree of uncertainty in the estimate.

Table B10.5 In terms of your current assignment, how strongly do you agree or disagree with the following? The assignment provides development opportunities that will enhance my promotion prospects.

		Officers: Margin of error +/-%					Other Ranks: Margin of error +/-%					Total: Margin of error +/-%				
		2012	2013	2014	2015	2016	2012	2013	2014	2015	2016	2012	2013	2014	2015	2016
Tri-Service	Agree	2.2	2.3	2.2	2.3	2.2	2.1	2.3	1.8	2.1	1.7	1.8	2.0	1.6	1.8	1.5
	Neutral	1.8	1.9	1.8	1.8	1.8	1.8	2.1	1.6	1.8	1.5	1.6	1.7	1.4	1.6	1.2
	Disagree	1.9	2.0	1.9	2.0	1.9	1.7	1.9	1.5	1.8	1.4	1.5	1.6	1.3	1.5	1.2
	<i>Unweighted count</i>															
Royal Navy	Agree	3.4	3.8	3.7	3.9	3.7	2.7	2.6	2.5	3.2	3.1	2.2	2.2	2.1	2.6	2.5
	Neutral	2.8	3.1	2.9	3.0	2.9	2.3	2.2	2.1	2.6	2.6	1.9	1.8	1.8	2.1	2.1
	Disagree	3.0	3.4	3.2	3.5	3.3	2.3	2.2	2.2	2.7	2.7	1.9	1.8	1.9	2.3	2.2
	<i>Unweighted count</i>															
Royal Marines	Agree	5.0	5.1	4.3	5.3	5.5	2.3	2.2	1.8	2.1	1.9	2.1	2.0	1.7	2.0	1.8
	Neutral	4.0	4.0	3.3	4.4	4.1	2.1	2.0	1.6	1.9	1.7	1.9	1.8	1.5	1.7	1.6
	Disagree	4.0	4.1	3.7	4.3	4.6	1.8	1.6	1.4	1.7	1.6	1.6	1.5	1.3	1.6	1.5
	<i>Unweighted count</i>															
Army	Agree	3.7	3.9	3.7	3.9	3.5	3.4	3.7	2.8	3.3	2.6	2.9	3.2	2.4	2.9	2.2
	Neutral	3.1	3.3	3.0	3.1	2.9	2.9	3.3	2.5	2.9	2.2	2.6	2.8	2.2	2.5	1.9
	Disagree	3.1	3.3	3.1	3.3	3.0	2.7	3.1	2.3	2.8	2.1	2.3	2.7	2.0	2.4	1.9
	<i>Unweighted count</i>															
RAF	Agree	3.7	3.7	3.9	3.8	4.1	2.6	2.9	3.0	2.9	3.0	2.2	2.4	2.5	2.4	2.5
	Neutral	3.0	3.1	3.3	2.9	3.3	2.2	2.4	2.5	2.4	2.5	1.8	2.0	2.1	2.0	2.1
	Disagree	3.4	3.3	3.5	3.4	3.7	2.3	2.5	2.7	2.6	2.7	1.9	2.1	2.2	2.2	2.3
	<i>Unweighted count</i>															

Key

- Margin of error less than 3%
- Margin of error 3% - 5%
- Margin of error 5% +

Margin of error is half the width of a 99% confidence interval. Darker colours indicate a greater degree of uncertainty in the estimate.

Table B10.6 In terms of your current assignment, how strongly do you agree or disagree with the following? My personal preferences were taken into account.

		Officers: Margin of error +/-%					Other Ranks: Margin of error +/-%					Total: Margin of error +/-%				
		2012	2013	2014	2015	2016	2012	2013	2014	2015	2016	2012	2013	2014	2015	2016
Tri-Service	Agree	2.0	2.1	2.1	2.2	2.0	2.1	2.3	1.8	2.1	1.7	1.8	1.9	1.6	1.8	1.4
	Neutral	1.5	1.5	1.5	1.6	1.5	1.9	2.1	1.6	1.8	1.4	1.6	1.7	1.3	1.5	1.2
	Disagree	1.7	1.7	1.7	1.8	1.7	1.7	2.0	1.6	1.8	1.5	1.5	1.7	1.3	1.5	1.3
	<i>Unweighted count</i>															
Royal Navy	Agree	3.2	3.5	3.5	3.6	3.3	2.6	2.5	2.5	3.1	3.1	2.2	2.1	2.1	2.6	2.5
	Neutral	2.5	2.7	2.6	2.7	2.4	2.2	2.0	2.1	2.6	2.5	1.8	1.7	1.7	2.1	2.0
	Disagree	2.6	2.8	2.9	2.9	2.7	2.2	2.1	2.1	2.7	2.5	1.8	1.8	1.8	2.1	2.1
	<i>Unweighted count</i>															
Royal Marines	Agree	4.7	5.0	4.1	4.8	5.0	2.3	2.2	1.8	2.1	1.9	2.1	2.0	1.7	1.9	1.8
	Neutral	3.6	3.9	3.0	3.4	3.5	2.0	1.9	1.6	1.8	1.7	1.8	1.8	1.4	1.7	1.5
	Disagree	3.5	3.8	3.3	3.9	4.0	2.0	1.9	1.5	1.8	1.6	1.8	1.7	1.4	1.7	1.5
	<i>Unweighted count</i>															
Army	Agree	3.4	3.6	3.4	3.7	3.3	3.4	3.7	2.8	3.3	2.6	2.9	3.2	2.4	2.9	2.2
	Neutral	2.4	2.5	2.5	2.7	2.4	3.0	3.3	2.5	2.9	2.2	2.6	2.9	2.1	2.5	1.9
	Disagree	2.9	3.0	2.9	3.1	2.8	2.7	3.3	2.4	2.9	2.3	2.4	2.8	2.1	2.5	2.0
	<i>Unweighted count</i>															
RAF	Agree	3.4	3.3	3.6	3.5	3.7	2.5	2.8	3.0	2.9	3.0	2.1	2.3	2.4	2.4	2.4
	Neutral	2.6	2.6	2.6	2.6	2.9	2.0	2.2	2.3	2.3	2.2	1.7	1.8	1.9	1.9	1.9
	Disagree	2.6	2.6	2.9	2.8	2.9	2.1	2.3	2.5	2.4	2.5	1.7	1.9	2.1	2.0	2.1
	<i>Unweighted count</i>															

Key

	Margin of error less than 3%
	Margin of error 3% - 5%
	Margin of error 5% +

Margin of error is half the width of a 99% confidence interval. Darker colours indicate a greater degree of uncertainty in the estimate.

Table B10.7 How satisfied are you with the following? The notice I received for my current/last assignment.

		Officers: Margin of error +/-%					Other Ranks: Margin of error +/-%					Total: Margin of error +/-%				
		2012	2013	2014	2015	2016	2012	2013	2014	2015	2016	2012	2013	2014	2015	2016
Tri-Service	Satisfied	2.0	2.0	2.1	2.0	1.9	2.0	2.2	1.8	2.0	1.6	1.7	1.9	1.5	1.7	1.4
	Neutral	1.5	1.5	1.5	1.4	1.3	1.7	1.9	1.5	1.8	1.4	1.4	1.6	1.3	1.5	1.2
	Dissatisfied	1.6	1.6	1.7	1.6	1.5	1.5	1.7	1.4	1.4	1.2	1.3	1.5	1.2	1.2	1.0
	<i>Unweighted count</i>															
Royal Navy	Satisfied	3.3	3.6	3.5	3.6	3.4	2.6	2.5	2.5	2.9	2.8	2.1	2.1	2.1	2.4	2.3
	Neutral	2.6	2.8	2.7	2.3	2.2	2.1	2.1	2.1	2.4	2.3	1.8	1.7	1.7	1.9	1.8
	Dissatisfied	2.6	2.9	2.9	3.2	3.0	2.0	1.9	1.9	2.2	2.1	1.6	1.6	1.6	1.9	1.8
	<i>Unweighted count</i>															
Royal Marines	Satisfied	4.6	4.8	3.9	4.6	4.9	2.3	2.2	1.8	2.0	1.8	2.1	2.0	1.6	1.9	1.7
	Neutral	3.5	3.4	2.6	3.0	3.7	2.0	1.9	1.5	1.8	1.6	1.8	1.7	1.4	1.7	1.5
	Dissatisfied	3.6	4.0	3.3	3.9	3.8	1.9	1.7	1.4	1.4	1.2	1.7	1.6	1.3	1.3	1.2
	<i>Unweighted count</i>															
Army	Satisfied	3.3	3.4	3.4	3.3	2.9	3.3	3.6	2.7	3.2	2.5	2.8	3.1	2.4	2.8	2.2
	Neutral	2.3	2.4	2.5	2.3	2.0	2.7	3.0	2.3	2.9	2.2	2.4	2.6	2.0	2.5	1.9
	Dissatisfied	2.6	2.7	2.7	2.6	2.3	2.5	2.8	2.1	2.3	1.8	2.1	2.4	1.9	2.0	1.6
	<i>Unweighted count</i>															
RAF	Satisfied	3.5	3.4	3.6	3.3	3.5	2.3	2.5	2.7	2.4	2.5	1.9	2.1	2.2	2.0	2.1
	Neutral	2.7	2.5	2.6	2.3	2.6	1.9	2.1	2.3	1.9	2.1	1.6	1.7	1.8	1.6	1.7
	Dissatisfied	2.8	2.8	3.0	2.8	2.7	1.5	1.8	1.9	1.6	1.7	1.3	1.5	1.6	1.4	1.5
	<i>Unweighted count</i>															

Key

- Margin of error less than 3%
- Margin of error 3% - 5%
- Margin of error 5% +

Margin of error is half the width of a 99% confidence interval. Darker colours indicate a greater degree of uncertainty in the estimate.

Table B10.8 How satisfied are you with the following? Involvement in decisions that affect my career.

		Officers: Margin of error +/-%					Other Ranks: Margin of error +/-%					Total: Margin of error +/-%				
		2012	2013	2014	2015	2016	2012	2013	2014	2015	2016	2012	2013	2014	2015	2016
Tri-Service	Satisfied	2.3	2.2	2.1	1.7	1.8	1.4
	Neutral	1.9	1.8	2.0	1.6	1.7	1.3
	Dissatisfied	2.0	1.9	1.9	1.5	1.6	1.3
	<i>Unweighted count</i>															
Royal Navy	Satisfied	3.9	3.7	3.2	3.1	2.6	2.5
	Neutral	3.2	3.1	2.9	2.8	2.3	2.3
	Dissatisfied	3.5	3.2	2.9	2.9	2.4	2.3
	<i>Unweighted count</i>															
Royal Marines	Satisfied	5.2	5.5	2.1	1.9	1.9	1.8
	Neutral	4.2	4.5	1.9	1.7	1.8	1.6
	Dissatisfied	4.1	4.5	1.9	1.7	1.7	1.6
	<i>Unweighted count</i>															
Army	Satisfied	3.9	3.6	3.3	2.5	2.8	2.2
	Neutral	3.2	2.9	3.1	2.4	2.7	2.1
	Dissatisfied	3.4	3.0	2.9	2.3	2.6	2.0
	<i>Unweighted count</i>															
RAF	Satisfied	3.8	4.0	2.8	3.0	2.4	2.5
	Neutral	3.2	3.3	2.7	2.7	2.2	2.2
	Dissatisfied	3.3	3.3	2.7	2.8	2.2	2.3
	<i>Unweighted count</i>															

Key

- Margin of error less than 3%
- Margin of error 3% - 5%
- Margin of error 5% +

Margin of error is half the width of a 99% confidence interval. Darker colours indicate a greater degree of uncertainty in the estimate.

Table B10.9 How satisfied are you with the following? The fairness of the appraisal system.

		Officers: Margin of error +/-%					Other Ranks: Margin of error +/-%					Total: Margin of error +/-%				
		2012	2013	2014	2015	2016	2012	2013	2014	2015	2016	2012	2013	2014	2015	2016
Tri-Service	Satisfied	2.0	2.2	2.1	2.3	2.2	2.1	2.3	1.8	2.1	1.7	1.8	2.0	1.5	1.8	1.4
	Neutral	1.6	1.7	1.7	1.9	1.8	1.9	2.2	1.7	1.9	1.6	1.6	1.8	1.4	1.6	1.3
	Dissatisfied	1.6	1.7	1.8	2.0	1.9	1.6	1.9	1.5	1.9	1.5	1.4	1.6	1.3	1.6	1.3
	<i>Unweighted count</i>															
Royal Navy	Satisfied	3.1	3.6	3.4	3.9	3.7	2.7	2.6	2.5	3.2	3.1	2.2	2.1	2.1	2.6	2.6
	Neutral	2.5	3.0	2.8	3.1	3.2	2.3	2.2	2.3	2.8	2.8	1.9	1.9	1.9	2.3	2.3
	Dissatisfied	2.2	2.6	2.6	3.4	3.1	2.1	2.1	2.1	2.8	2.7	1.7	1.8	1.7	2.3	2.2
	<i>Unweighted count</i>															
Royal Marines	Satisfied	4.6	5.1	3.8	5.2	5.5	2.3	2.2	1.8	2.1	1.9	2.1	2.0	1.7	1.9	1.8
	Neutral	3.4	4.0	2.9	4.1	4.5	2.1	2.0	1.7	1.9	1.8	1.9	1.9	1.5	1.8	1.6
	Dissatisfied	3.8	3.9	3.0	4.4	4.7	1.8	1.7	1.4	1.9	1.7	1.7	1.6	1.3	1.7	1.6
	<i>Unweighted count</i>															
Army	Satisfied	3.4	3.7	3.5	3.9	3.5	3.4	3.7	2.8	3.3	2.6	2.9	3.2	2.4	2.9	2.2
	Neutral	2.5	2.8	2.6	3.2	2.8	3.1	3.5	2.6	3.0	2.4	2.7	3.0	2.3	2.6	2.0
	Dissatisfied	2.7	2.9	2.9	3.4	3.0	2.5	3.0	2.2	3.0	2.3	2.2	2.6	1.9	2.6	2.0
	<i>Unweighted count</i>															
RAF	Satisfied	3.6	3.6	3.8	3.7	4.0	2.6	2.8	2.9	2.6	2.7	2.2	2.3	2.4	2.2	2.3
	Neutral	3.0	3.0	3.4	3.3	3.5	2.2	2.5	2.5	2.5	2.6	1.8	2.0	2.1	2.1	2.2
	Dissatisfied	3.0	3.1	3.4	3.4	3.7	2.5	2.8	2.9	2.9	3.0	2.1	2.3	2.4	2.4	2.5
	<i>Unweighted count</i>															

Key

- Margin of error less than 3%
- Margin of error 3% - 5%
- Margin of error 5% +

Margin of error is half the width of a 99% confidence interval. Darker colours indicate a greater degree of uncertainty in the estimate.

Table B10.10 How satisfied are you with the following? The fairness of the promotion system.

		Officers: Margin of error +/-%					Other Ranks: Margin of error +/-%					Total: Margin of error +/-%				
		2012	2013	2014	2015	2016	2012	2013	2014	2015	2016	2012	2013	2014	2015	2016
Tri-Service	Satisfied	2.2	2.3	2.2	2.3	2.2	2.1	2.1	1.8	2.0	1.6	1.8	1.8	1.5	1.7	1.4
	Neutral	1.8	1.9	1.8	2.0	1.9	1.9	2.1	1.6	1.9	1.5	1.6	1.8	1.4	1.6	1.3
	Dissatisfied	1.9	2.0	2.0	2.1	2.0	2.0	2.3	1.7	2.1	1.7	1.7	1.9	1.5	1.7	1.4
	<i>Unweighted count</i>															
Royal Navy	Satisfied	3.5	3.7	3.7	3.8	3.7	2.6	2.5	2.4	3.1	3.0	2.2	2.1	2.1	2.5	2.5
	Neutral	3.0	3.4	3.2	3.4	3.3	2.4	2.3	2.2	2.8	2.8	2.0	1.9	1.9	2.3	2.3
	Dissatisfied	3.0	3.4	3.4	3.8	3.5	2.5	2.4	2.4	3.1	3.0	2.1	2.0	2.0	2.5	2.4
	<i>Unweighted count</i>															
Royal Marines	Satisfied	5.2	5.4	4.3	5.4	5.6	2.2	2.1	1.8	2.0	1.8	2.1	2.0	1.6	1.9	1.7
	Neutral	4.2	4.4	3.4	4.6	4.8	2.1	2.0	1.7	1.9	1.8	1.9	1.9	1.5	1.8	1.7
	Dissatisfied	4.5	4.7	3.8	4.6	4.9	2.1	2.0	1.6	2.0	1.8	2.0	1.9	1.5	1.9	1.7
	<i>Unweighted count</i>															
Army	Satisfied	3.7	3.9	3.6	3.9	3.6	3.3	3.3	2.7	3.1	2.4	2.9	2.9	2.4	2.7	2.1
	Neutral	2.9	3.0	2.8	3.2	2.9	3.0	3.4	2.5	3.0	2.3	2.6	3.0	2.2	2.6	2.0
	Dissatisfied	3.0	3.2	3.1	3.4	3.0	3.1	3.6	2.6	3.2	2.5	2.7	3.1	2.3	2.8	2.2
	<i>Unweighted count</i>															
RAF	Satisfied	3.6	3.5	3.7	3.5	3.8	2.3	2.4	2.5	2.3	2.4	1.9	2.0	2.1	1.9	2.0
	Neutral	3.2	3.3	3.4	3.4	3.6	2.3	2.5	2.5	2.5	2.6	1.9	2.0	2.1	2.1	2.2
	Dissatisfied	3.5	3.4	3.8	3.6	3.9	2.6	2.8	3.0	2.9	3.0	2.2	2.3	2.5	2.4	2.5
	<i>Unweighted count</i>															

Key

- Margin of error less than 3%
- Margin of error 3% - 5%
- Margin of error 5% +

Margin of error is half the width of a 99% confidence interval. Darker colours indicate a greater degree of uncertainty in the estimate.

Table B10.11 How satisfied are you with the following? My opportunities for promotion.

		Officers: Margin of error +/-%					Other Ranks: Margin of error +/-%					Total: Margin of error +/-%				
		2012	2013	2014	2015	2016	2012	2013	2014	2015	2016	2012	2013	2014	2015	2016
Tri-Service	Satisfied	2.1	2.3	2.2	2.3	2.1	2.1	2.2	1.8	2.1	1.7	1.8	1.9	1.5	1.7	1.4
	Neutral	1.9	2.0	1.8	1.9	1.9	1.9	2.1	1.7	1.9	1.6	1.6	1.8	1.4	1.6	1.3
	Dissatisfied	2.0	2.1	2.0	2.1	1.9	1.9	2.2	1.7	2.0	1.6	1.6	1.9	1.4	1.7	1.3
	<i>Unweighted count</i>															
Royal Navy	Satisfied	3.4	3.7	3.7	3.8	3.7	2.6	2.6	2.5	3.2	3.1	2.2	2.2	2.1	2.6	2.5
	Neutral	3.0	3.2	3.2	3.4	3.3	2.4	2.3	2.3	2.8	2.8	2.0	1.9	1.9	2.3	2.3
	Dissatisfied	3.4	3.7	3.6	3.9	3.7	2.5	2.3	2.3	2.9	2.8	2.1	2.0	2.0	2.4	2.3
	<i>Unweighted count</i>															
Royal Marines	Satisfied	5.2	5.5	4.4	5.4	5.6	2.3	2.2	1.8	2.0	1.8	2.1	2.0	1.6	1.9	1.7
	Neutral	4.2	4.5	3.3	4.8	4.9	2.1	2.1	1.7	2.0	1.8	1.9	1.9	1.6	1.8	1.7
	Dissatisfied	5.1	4.9	4.1	4.6	5.2	2.0	1.8	1.6	1.9	1.8	1.9	1.7	1.5	1.8	1.7
	<i>Unweighted count</i>															
Army	Satisfied	3.7	3.9	3.6	3.9	3.5	3.4	3.6	2.8	3.3	2.5	2.9	3.1	2.4	2.8	2.2
	Neutral	3.1	3.4	2.9	3.1	3.0	3.0	3.4	2.5	3.0	2.3	2.6	2.9	2.2	2.6	2.0
	Dissatisfied	3.3	3.4	3.2	3.4	2.8	3.0	3.5	2.5	3.1	2.3	2.6	3.0	2.2	2.7	2.0
	<i>Unweighted count</i>															
RAF	Satisfied	3.4	3.4	3.6	3.5	3.8	2.4	2.7	2.8	2.6	2.7	2.0	2.2	2.3	2.1	2.3
	Neutral	3.3	3.4	3.5	3.4	3.7	2.4	2.6	2.7	2.7	2.9	2.0	2.2	2.3	2.2	2.4
	Dissatisfied	3.7	3.5	3.8	3.7	4.0	2.6	2.8	2.9	2.9	3.0	2.2	2.3	2.4	2.4	2.5
	<i>Unweighted count</i>															

Key

	Margin of error less than 3%
	Margin of error 3% - 5%
	Margin of error 5% +

Margin of error is half the width of a 99% confidence interval. Darker colours indicate a greater degree of uncertainty in the estimate.

Table B10.12 How satisfied are you with the following? My opportunities for further service.

		Officers: Margin of error +/-%					Other Ranks: Margin of error +/-%					Total: Margin of error +/-%				
		2012	2013	2014	2015	2016	2012	2013	2014	2015	2016	2012	2013	2014	2015	2016
Tri-Service	Satisfied	2.3	2.2	2.1	1.7	1.8	1.5
	Neutral	2.2	2.0	2.0	1.7	1.7	1.4
	Dissatisfied	1.7	1.6	1.7	1.3	1.4	1.1
	<i>Unweighted count</i>															
Royal Navy	Satisfied	3.9	3.7	3.2	3.1	2.6	2.5
	Neutral	3.5	3.4	3.1	3.1	2.5	2.5
	Dissatisfied	2.7	2.6	2.2	2.2	1.8	1.8
	<i>Unweighted count</i>															
Royal Marines	Satisfied	5.3	5.7	2.1	1.9	1.9	1.8
	Neutral	4.7	5.4	2.1	1.9	1.9	1.8
	Dissatisfied	3.4	3.9	1.5	1.4	1.4	1.3
	<i>Unweighted count</i>															
Army	Satisfied	3.9	3.5	3.3	2.6	2.9	2.2
	Neutral	3.6	3.1	3.2	2.5	2.8	2.2
	Dissatisfied	2.9	2.6	2.6	2.0	2.3	1.7
	<i>Unweighted count</i>															
RAF	Satisfied	3.6	3.6	3.8	3.8	3.9	2.5	2.8	2.9	2.9	3.0	2.1	2.3	2.4	2.4	2.5
	Neutral	3.6	3.6	3.9	3.7	3.6	2.5	2.7	2.9	2.6	3.0	2.1	2.3	2.4	2.2	2.4
	Dissatisfied	3.0	2.7	2.7	2.4	2.6	2.4	2.5	2.6	2.0	2.3	2.0	2.0	2.1	1.7	1.9
	<i>Unweighted count</i>															

Key

	Margin of error less than 3%
	Margin of error 3% - 5%
	Margin of error 5% +

Margin of error is half the width of a 99% confidence interval. Darker colours indicate a greater degree of uncertainty in the estimate.

Table B10.13 How strongly do you agree or disagree with the following statement? I am willing to serve overseas (i.e. on a permanent assignment).

		Officers: Margin of error +/-%					Other Ranks: Margin of error +/-%					Total: Margin of error +/-%				
		2012	2013	2014	2015	2016	2012	2013	2014	2015	2016	2012	2013	2014	2015	2016
Tri-Service	Agree
	Neutral
	Disagree
	<i>Unweighted count</i>															
Royal Navy	Agree
	Neutral
	Disagree
	<i>Unweighted count</i>															
Royal Marines	Agree
	Neutral
	Disagree
	<i>Unweighted count</i>															
Army	Agree
	Neutral
	Disagree
	<i>Unweighted count</i>															
RAF	Agree	..	3.0	3.5	3.2	3.7	..	2.6	2.7	2.7	2.8	..	2.1	2.2	2.2	2.4
	Neutral	..	2.2	2.5	2.4	2.7	..	1.9	1.9	2.0	2.2	..	1.6	1.6	1.6	1.8
	Disagree	..	2.4	2.8	2.5	3.0	..	2.0	2.2	2.2	2.3	..	1.7	1.8	1.8	1.9
	<i>Unweighted count</i>															

Key

- Margin of error less than 3%
- Margin of error 3% - 5%
- Margin of error 5% +

Margin of error is half the width of a 99% confidence interval. Darker colours indicate a greater degree of uncertainty in the estimate.

Table B10.14 How influential are/would be the following factors in your willingness to serve overseas (i.e. on a permanent assignment)? Current rates of LOA.

		Officers: Margin of error +/-%					Other Ranks: Margin of error +/-%					Total: Margin of error +/-%				
		2012	2013	2014	2015	2016	2012	2013	2014	2015	2016	2012	2013	2014	2015	2016
Tri-Service	Influential
	Not influential
	<i>Unweighted count</i>															
Royal Navy	Influential
	Not influential
	<i>Unweighted count</i>															
Royal Marines	Influential
	Not influential
	<i>Unweighted count</i>															
Army	Influential
	Not influential
	<i>Unweighted count</i>															
RAF	Influential	..	3.4	3.6	3.5	3.9	..	2.5	2.7	2.6	2.7	..	2.1	2.3	2.2	2.3
	Not influential	..	3.4	3.6	3.5	3.9	..	2.5	2.7	2.6	2.7	..	2.1	2.3	2.2	2.3
	<i>Unweighted count</i>															

Key

	Margin of error less than 3%
	Margin of error 3% - 5%
	Margin of error 5% +

Margin of error is half the width of a 99% confidence interval. Darker colours indicate a greater degree of uncertainty in the estimate.

Table B10.15 How influential are/would be the following factors in your willingness to serve overseas (i.e. on a permanent assignment)? Travel allowances (e.g. Get You Home (Overseas)).

		Officers: Margin of error +/-%					Other Ranks: Margin of error +/-%					Total: Margin of error +/-%				
		2012	2013	2014	2015	2016	2012	2013	2014	2015	2016	2012	2013	2014	2015	2016
Tri-Service	Influential
	Not influential
	<i>Unweighted count</i>															
Royal Navy	Influential
	Not influential
	<i>Unweighted count</i>															
Royal Marines	Influential
	Not influential
	<i>Unweighted count</i>															
Army	Influential
	Not influential
	<i>Unweighted count</i>															
RAF	Influential	..	3.3	3.4	3.4	3.6	..	2.5	2.7	2.6	2.7	..	2.1	2.3	2.2	2.2
	Not influential	..	3.3	3.4	3.4	3.6	..	2.5	2.7	2.6	2.7	..	2.1	2.3	2.2	2.2
	<i>Unweighted count</i>															

Key

	Margin of error less than 3%
	Margin of error 3% - 5%
	Margin of error 5% +

Margin of error is half the width of a 99% confidence interval. Darker colours indicate a greater degree of uncertainty in the estimate.

Table B10.16 How influential are/would be the following factors in your willingness to serve overseas (i.e. on a permanent assignment)? The removals/storage service.

		Officers: Margin of error +/-%					Other Ranks: Margin of error +/-%					Total: Margin of error +/-%				
		2012	2013	2014	2015	2016	2012	2013	2014	2015	2016	2012	2013	2014	2015	2016
Tri-Service	Influential
	Not influential
	<i>Unweighted count</i>															
Royal Navy	Influential
	Not influential
	<i>Unweighted count</i>															
Royal Marines	Influential
	Not influential
	<i>Unweighted count</i>															
Army	Influential
	Not influential
	<i>Unweighted count</i>															
RAF	Influential	..	3.3	3.5	3.5	3.8	..	2.7	2.9	2.8	2.9	..	2.2	2.4	2.3	2.4
	Not influential	..	3.3	3.5	3.5	3.8	..	2.7	2.9	2.8	2.9	..	2.2	2.4	2.3	2.4
	<i>Unweighted count</i>															

Key

	Margin of error less than 3%
	Margin of error 3% - 5%
	Margin of error 5% +

Margin of error is half the width of a 99% confidence interval. Darker colours indicate a greater degree of uncertainty in the estimate.

Table B10.17 How influential are/would be the following factors in your willingness to serve overseas (i.e. on a permanent assignment)? In country support (e.g. medical, dental, welfare).

		Officers: Margin of error +/-%					Other Ranks: Margin of error +/-%					Total: Margin of error +/-%				
		2012	2013	2014	2015	2016	2012	2013	2014	2015	2016	2012	2013	2014	2015	2016
Tri-Service	Influential
	Not influential
	<i>Unweighted count</i>															
Royal Navy	Influential
	Not influential
	<i>Unweighted count</i>															
Royal Marines	Influential
	Not influential
	<i>Unweighted count</i>															
Army	Influential
	Not influential
	<i>Unweighted count</i>															
RAF	Influential	..	2.6	2.7	2.8	3.1	..	2.3	2.4	2.3	2.5	..	1.9	2.0	1.9	2.0
	Not influential	..	2.6	2.7	2.8	3.1	..	2.3	2.4	2.3	2.5	..	1.9	2.0	1.9	2.0
	<i>Unweighted count</i>															

Key

	Margin of error less than 3%
	Margin of error 3% - 5%
	Margin of error 5% +

Margin of error is half the width of a 99% confidence interval. Darker colours indicate a greater degree of uncertainty in the estimate.

Table B10.18 How influential are/would be the following factors in your willingness to serve overseas (i.e. on a permanent assignment)? Local security situation.

		Officers: Margin of error +/-%					Other Ranks: Margin of error +/-%					Total: Margin of error +/-%				
		2012	2013	2014	2015	2016	2012	2013	2014	2015	2016	2012	2013	2014	2015	2016
Tri-Service	Influential
	Not influential
	<i>Unweighted count</i>															
Royal Navy	Influential
	Not influential
	<i>Unweighted count</i>															
Royal Marines	Influential
	Not influential
	<i>Unweighted count</i>															
Army	Influential
	Not influential
	<i>Unweighted count</i>															
RAF	Influential	..	3.2	3.3	3.4	3.5	..	2.7	2.9	2.8	2.8	..	2.2	2.4	2.3	2.3
	Not influential	..	3.2	3.3	3.4	3.5	..	2.7	2.9	2.8	2.8	..	2.2	2.4	2.3	2.3
	<i>Unweighted count</i>															

Key

	Margin of error less than 3%
	Margin of error 3% - 5%
	Margin of error 5% +

Margin of error is half the width of a 99% confidence interval. Darker colours indicate a greater degree of uncertainty in the estimate.

Table B10.19 How influential are/would be the following factors in your willingness to serve overseas (i.e. on a permanent assignment)? Impact on your career.

		Officers: Margin of error +/-%					Other Ranks: Margin of error +/-%					Total: Margin of error +/-%				
		2012	2013	2014	2015	2016	2012	2013	2014	2015	2016	2012	2013	2014	2015	2016
Tri-Service	Influential
	Not influential
	<i>Unweighted count</i>															
Royal Navy	Influential
	Not influential
	<i>Unweighted count</i>															
Royal Marines	Influential
	Not influential
	<i>Unweighted count</i>															
Army	Influential
	Not influential
	<i>Unweighted count</i>															
RAF	Influential	..	3.3	3.6	3.6	3.9	..	2.5	2.7	2.6	2.8	..	2.1	2.2	2.2	2.3
	Not influential	..	3.3	3.6	3.6	3.9	..	2.5	2.7	2.6	2.8	..	2.1	2.2	2.2	2.3
	<i>Unweighted count</i>															

Key

- Margin of error less than 3%
- Margin of error 3% - 5%
- Margin of error 5% +

Margin of error is half the width of a 99% confidence interval. Darker colours indicate a greater degree of uncertainty in the estimate.

Table B10.20 How influential are/would be the following factors in your willingness to serve overseas (i.e. on a permanent assignment)? Availability of CEA.

		Officers: Margin of error +/-%					Other Ranks: Margin of error +/-%					Total: Margin of error +/-%				
		2012	2013	2014	2015	2016	2012	2013	2014	2015	2016	2012	2013	2014	2015	2016
Tri-Service	Influential
	Not influential
	<i>Unweighted count</i>															
Royal Navy	Influential
	Not influential
	<i>Unweighted count</i>															
Royal Marines	Influential
	Not influential
	<i>Unweighted count</i>															
Army	Influential
	Not influential
	<i>Unweighted count</i>															
RAF	Influential	..	3.7	3.9	4.5	4.9	..	2.9	3.1	3.4	3.6	..	2.4	2.5	2.8	3.0
	Not influential	..	3.7	3.9	4.5	4.9	..	2.9	3.1	3.4	3.6	..	2.4	2.5	2.8	3.0
	<i>Unweighted count</i>															

Key

- Margin of error less than 3%
- Margin of error 3% - 5%
- Margin of error 5% +

Margin of error is half the width of a 99% confidence interval. Darker colours indicate a greater degree of uncertainty in the estimate.

Table B10.21 How influential are/would be the following factors in your willingness to serve overseas (i.e. on a permanent assignment)? Spouse's prospects of working overseas.

		Officers: Margin of error +/-%					Other Ranks: Margin of error +/-%					Total: Margin of error +/-%				
		2012	2013	2014	2015	2016	2012	2013	2014	2015	2016	2012	2013	2014	2015	2016
Tri-Service	Influential
	Not influential
	<i>Unweighted count</i>															
Royal Navy	Influential
	Not influential
	<i>Unweighted count</i>															
Royal Marines	Influential
	Not influential
	<i>Unweighted count</i>															
Army	Influential
	Not influential
	<i>Unweighted count</i>															
RAF	Influential	..	3.4	3.6	3.6	3.7	..	2.7	2.8	2.9	3.0	..	2.2	2.3	2.4	2.4
	Not influential	..	3.4	3.6	3.6	3.7	..	2.7	2.8	2.9	3.0	..	2.2	2.3	2.4	2.4
	<i>Unweighted count</i>															

Key

- Margin of error less than 3%
- Margin of error 3% - 5%
- Margin of error 5% +

Margin of error is half the width of a 99% confidence interval. Darker colours indicate a greater degree of uncertainty in the estimate.

AFCAS 2016 Section 11 - Training and Development

Source: Defence Statistics (Surveys)

Table B11.1 How satisfied are you with the following? My opportunities for professional development.

		Officers					Other Ranks					Total				
		2012	2013	2014	2015	2016	2012	2013	2014	2015	2016	2012	2013	2014	2015	2016
Tri-Service	Satisfied	64	66	56	57	58	58
	Neutral	18	19	26	26	25	25
	Dissatisfied	17	15	17	17	17	17
	<i>Unweighted count</i>					3 348					8 940					12 288
Royal Navy	Satisfied	63	65	56	58	58	60
	Neutral	18	18	24	24	23	23
	Dissatisfied	19	16	19	18	19	18
	<i>Unweighted count</i>					955					1 724					2 679
Royal Marines	Satisfied	68	65	53	54	55	55
	Neutral	17	17	29	29	28	27
	Dissatisfied	16	18	17	18	17	18
	<i>Unweighted count</i>					299					2 632					2 931
Army	Satisfied	64	67	56	56	57	58
	Neutral	17	18	27	27	25	26
	Dissatisfied	18 **	14	17	17	17	16
	<i>Unweighted count</i>					1 203					2 701					3 904
RAF	Satisfied	64	64	58	59	59	60
	Neutral	21	20	25	24	24	23
	Dissatisfied	15	16	17	18	17	17
	<i>Unweighted count</i>					891					1 883					2 774

** denotes the estimate is significantly different to the 2016 estimate (99% confidence level).

new question in 2015

AFCAS 2016 Section 11 - Training and Development

Source: Defence Statistics (Surveys)

Table B11.2 How satisfied are you with the following? My opportunities for personal development.

		Officers					Other Ranks					Total						
		2012	2013	2014	2015	2016	2012	2013	2014	2015	2016	2012	2013	2014	2015	2016		
Tri-Service	Satisfied	56 **	55 **	56 **	59	61	53 **	51 **	51 **	56	57	54 **	52 **	52 **	57	57		
	Neutral	25 **	26 **	25 **	20	20	28 **	29 **	29 **	25	24	28 **	28 **	28 **	24	24		
	Dissatisfied	19	19	19	21	19	18	20	20	19	19	18	20	20	19	19		
	<i>Unweighted count</i>						3 351						8 928					
Royal Navy	Satisfied	56	53 **	54	56	58	50 **	52 **	47 **	55	57	51 **	52 **	49 **	55	58		
	Neutral	26 **	29 **	26 **	22	21	30 **	28 **	30 **	23	22	29 **	28 **	29 **	23	22		
	Dissatisfied	18	18	20	22	20	20	21	23	22	20	20	20	23	22	20		
	<i>Unweighted count</i>						957						1 724					
Royal Marines	Satisfied	57	53	56	57	54	49 **	51	51	52	53	50 **	51	51	53	53		
	Neutral	24	29 **	25	21	21	31	30	30	29	29	30 **	30	30	28	28		
	Dissatisfied	19	17 **	19	22	25	20	19	19	19	19	20	18	19	19	19		
	<i>Unweighted count</i>						300						2 625					
Army	Satisfied	56 **	56 **	57 **	60	63	52	48 **	49 **	54	55	53	50 **	50 **	55	56		
	Neutral	24 **	23 **	24 **	18	19	29	29	30 **	27	25	28 **	28 **	29 **	26	24		
	Dissatisfied	20	20	20	22	18	19	22	21	19	20	19	22	21	19	19		
	<i>Unweighted count</i>						1 203						2 697					
RAF	Satisfied	55	55	56	61	60	61	57 **	58	63	62	59	57 **	58 **	63	62		
	Neutral	27 **	29 **	27	22	22	26 **	28 **	25	21	22	26 **	28 **	25 **	21	22		
	Dissatisfied	18	16	17	17	18	14	15	17	16	16	14	15	17	16	16		
	<i>Unweighted count</i>						891						1 882					

** denotes the estimate is significantly different to the 2016 estimate (99% confidence level).

minor wording change in 2011

AFCAS 2016 Section 11 - Training and Development

Source: Defence Statistics (Surveys)

Table B11.3 How satisfied are you with the following? The timing of the training I have received in order to carry out my current job roles.

		Officers					Other Ranks					Total				
		2012	2013	2014	2015	2016	2012	2013	2014	2015	2016	2012	2013	2014	2015	2016
Tri-Service	Satisfied	52	52	50	51	53	61 **	59	57	58	58	59 **	58	56	56	57
	Neutral	29	30 **	29	28	26	27	27	28	27	27	27	28	28	27	26
	Dissatisfied	19	18	21	21	21	13 **	13 **	15	15	16	14 **	14 **	16	16	17
	<i>Unweighted count</i>	3 347					8 924					12 271				
Royal Navy	Satisfied	53	50	51	47	50	56	55	52	53	56	55	53	52	52	55
	Neutral	29	31	28	29	27	28	30 **	29	27	25	28	30 **	28	27	26
	Dissatisfied	18 **	19	21	23	22	16	16	19	20	19	17 **	16 **	20	21	20
	<i>Unweighted count</i>	956					1 720					2 676				
Royal Marines	Satisfied	48	44 **	52	51	52	58	60	60 **	58	57	57	58	59	57	57
	Neutral	30	32	31	28	29	31	29	29	29	30	31	30	29	29	30
	Dissatisfied	22	25	18	21	19	11	11	11	13	13	12	12	12	14	13
	<i>Unweighted count</i>	296					2 626					2 922				
Army	Satisfied	54	53	50 **	52	56	62 **	59	57	58	57	61 **	58	56	57	57
	Neutral	28	28	29	27	24	27	28	29	28	27	27	28	29	28	27
	Dissatisfied	18	18	21	21	20	12 **	14	14	15	16	12 **	14	15	16	16
	<i>Unweighted count</i>	1 204					2 695					3 899				
RAF	Satisfied	49	53	51	51	50	63	64	60	60	61	60	62	58	58	59
	Neutral	31	30	29	28	29	24	25	24	26	24	25	26	25	26	25
	Dissatisfied	20	17	20	20	21	13	11 **	15	14	14	15	13 **	16	15	16
	<i>Unweighted count</i>	891					1 883					2 774				

** denotes the estimate is significantly different to the 2016 estimate (99% confidence level).

new question in 2012

AFCAS 2016 Section 11 - Training and Development

Source: Defence Statistics (Surveys)

Table B11.4 How satisfied are you with the following? The extent to which I am doing the job for which I was trained.

		Officers					Other Ranks					Total						
		2012	2013	2014	2015	2016	2012	2013	2014	2015	2016	2012	2013	2014	2015	2016		
Tri-Service	Satisfied	62	61 **	61 **	63	64	60	58	57	58	58	61	58	58	59	59		
	Neutral	25 **	25 **	24 **	22	21	25	26	26	24	24	25	26 **	26 **	24	23		
	Dissatisfied	13	14	15	14	15	15 **	17	17	18	18	14 **	16	17	17	17		
	<i>Unweighted count</i>						3 350						8 919					
Royal Navy	Satisfied	64	59 **	62 **	64	67	57	58	54 **	58	59	59	58	56 **	59	61		
	Neutral	24 **	26 **	21	21	19	27 **	27 **	27 **	24	22	26 **	27 **	26 **	23	21		
	Dissatisfied	12	15	17	15	14	16	15 **	19	18	19	15 **	15 **	19	18	18		
	<i>Unweighted count</i>						957						1 721					
Royal Marines	Satisfied	53	53	55	56	57	55	58 **	56	54	55	55	57	56	54	55		
	Neutral	25	27	29	24	25	29	27	28	27	27	29	27	28	27	27		
	Dissatisfied	22	20	16	20	18	16	15 **	16	19	18	16	16	16 **	20	18		
	<i>Unweighted count</i>						300						2 626					
Army	Satisfied	63	63	60	62	63	60	55	56	57	56	60	56	56	58	57		
	Neutral	25	23	25	23	20	26	26	27	25	25	26	26	27	25	25		
	Dissatisfied	13	14	15	15	16	14 **	19	17	18	18	14 **	18	17	17	18		
	<i>Unweighted count</i>						1 202						2 691					
RAF	Satisfied	60	59	62	66	64	65	64	63	63	64	64	63	63	64	64		
	Neutral	25	28 **	24	21	22	21	23	22	21	21	22	24 **	22	21	21		
	Dissatisfied	15	13	14	13	14	13	13	15	16	15	14	13	15	16	15		
	<i>Unweighted count</i>						891						1 881					

** denotes the estimate is significantly different to the 2016 estimate (99% confidence level).

minor wording change in 2011

AFCAS 2016 Section 11 - Training and Development

Source: Defence Statistics (Surveys)

Table B11.5 How satisfied are you with the following? My opportunities to gain civilian accreditation for Service training e.g. NVQs, apprenticeships.

		Officers					Other Ranks					Total						
		2012	2013	2014	2015	2016	2012	2013	2014	2015	2016	2012	2013	2014	2015	2016		
Tri-Service	Satisfied	37 **	36 **	38 **	44	45	48	44 **	43 **	47	48	46	43 **	42 **	47	48		
	Neutral	37 **	37 **	35 **	30	30	27	30 **	28 **	25	25	29 **	31 **	29 **	26	26		
	Dissatisfied	27	27	27 **	25	25	25	26	29	28	27	26	26	29 **	27	26		
	<i>Unweighted count</i>						3 347						8 929					
Royal Navy	Satisfied	37 **	37 **	40	43	43	39	41	39	40	43	39 **	40	40 **	41	43		
	Neutral	38 **	36 **	33	29	31	29 **	28 **	26	24	23	31 **	30 **	28 **	25	25		
	Dissatisfied	24	26	27	28	25	31	31	34	36	34	30	30	33	34	32		
	<i>Unweighted count</i>						956						1 723					
Royal Marines	Satisfied	27 **	28	32	30	34	40	41	39	40	40	38	39	38	39	40		
	Neutral	40 **	34	37	37	33	33	32	32	29	31	34 **	32	33	30	31		
	Dissatisfied	33	38	31	32	33	27	27	29	31	29	28	29	29	31	30		
	<i>Unweighted count</i>						300						2 632					
Army	Satisfied	38 **	39 **	39 **	49	52	49	43 **	43 **	49	50	48	43 **	42 **	49	50		
	Neutral	35 **	33 **	34 **	28	28	26	30 **	29	25	25	27	30 **	29 **	25	26		
	Dissatisfied	27 **	27 **	27 **	23	20	25	27	29 **	26	25	25	27	28 **	26	24		
	<i>Unweighted count</i>						1 202						2 693					
RAF	Satisfied	35	32	35	39	37	51	49	47	50	48	47	45	44	47	46		
	Neutral	39 **	42 **	38 **	34	32	27	29 **	27	24	25	29 **	32 **	29	26	26		
	Dissatisfied	27	25 **	28	27	31	22 **	22 **	26	26	27	23 **	23 **	26	26	28		
	<i>Unweighted count</i>						889						1 881					

** denotes the estimate is significantly different to the 2016 estimate (99% confidence level).

minor wording change in 2011

AFCAS 2016 Section 11 - Training and Development

Source: Defence Statistics (Surveys)

Table B11.6 How strongly do you agree or disagree with the following? I am given enough training to enable me to make moral decisions within my role.

		Officers					Other Ranks					Total				
		2012	2013	2014	2015	2016	2012	2013	2014	2015	2016	2012	2013	2014	2015	2016
Tri-Service	Agree	
	Neutral	
	Disagree	
	<i>Unweighted count</i>															
Royal Navy	Agree	73	66	68
	Neutral	20	22	22
	Disagree	7	11	10
	<i>Unweighted count</i>					956					1 723					2 679
Royal Marines	Agree	82	71	73
	Neutral	12	22	21
	Disagree	6	6	6
	<i>Unweighted count</i>					300					2 628					2 928
Army	Agree	
	Neutral	
	Disagree	
	<i>Unweighted count</i>															
RAF	Agree	
	Neutral	
	Disagree	
	<i>Unweighted count</i>															

** denotes the estimate is significantly different to the 2016 estimate (99% confidence level).

(1) new question in 2016. (2) asked of RN/RM only.

AFCAS 2016 Section 11 - Training and Development

Source: Defence Statistics (Surveys)

Table B11.7 How much importance do you place on professional / civilian accreditation?

		Officers					Other Ranks					Total				
		2012	2013	2014	2015	2016	2012	2013	2014	2015	2016	2012	2013	2014	2015	2016
Tri-Service	A lot	
	Some	
	Very little	
	None at all	
	<i>Unweighted count</i>															
Royal Navy	A lot	55	61	60
	Some	35	30	31
	Very little	8	6	6
	None at all	1	3	3
	<i>Unweighted count</i>					955					1 717					2 672
Royal Marines	A lot	46	46	46
	Some	43	41	41
	Very little	8	9	9
	None at all	3	4	4
	<i>Unweighted count</i>					299					2 603					2 902
Army	A lot	
	Some	
	Very little	
	None at all	
	<i>Unweighted count</i>															
RAF	A lot	
	Some	
	Very little	
	None at all	
	<i>Unweighted count</i>															

** denotes the estimate is significantly different to the 2016 estimate (99% confidence level).

(1) new question in 2016. (2) asked of RN/RM only.

AFCAS 2016 Section 11 - Training and Development

Source: Defence Statistics (Surveys)

Table B11.1 How satisfied are you with the following? My opportunities for professional development.

		Officers: Margin of error +/-%					Other Ranks: Margin of error +/-%					Total: Margin of error +/-%				
		2012	2013	2014	2015	2016	2012	2013	2014	2015	2016	2012	2013	2014	2015	2016
Tri-Service	Satisfied	2.2	2.1	2.1	1.7	1.8	1.4
	Neutral	1.8	1.8	1.9	1.5	1.6	1.3
	Dissatisfied	1.8	1.6	1.7	1.3	1.4	1.1
	<i>Unweighted count</i>															
Royal Navy	Satisfied	3.8	3.6	3.2	3.1	2.6	2.5
	Neutral	3.0	2.9	2.8	2.7	2.2	2.2
	Dissatisfied	3.1	2.8	2.6	2.5	2.1	2.0
	<i>Unweighted count</i>															
Royal Marines	Satisfied	5.0	5.5	2.1	1.9	1.9	1.8
	Neutral	4.0	4.3	1.9	1.7	1.8	1.6
	Dissatisfied	3.9	4.4	1.6	1.5	1.5	1.4
	<i>Unweighted count</i>															
Army	Satisfied	3.8	3.4	3.3	2.6	2.9	2.2
	Neutral	3.0	2.8	3.0	2.3	2.6	2.0
	Dissatisfied	3.1	2.5	2.6	2.0	2.3	1.7
	<i>Unweighted count</i>															
RAF	Satisfied	3.6	4.0	2.9	3.0	2.4	2.5
	Neutral	3.0	3.3	2.5	2.6	2.1	2.2
	Dissatisfied	2.7	3.0	2.2	2.4	1.8	2.0
	<i>Unweighted count</i>															

Key

	Margin of error less than 3%
	Margin of error 3% - 5%
	Margin of error 5% +

Margin of error is half the width of a 99% confidence interval. Darker colours indicate a greater degree of uncertainty in the estimate.

AFCAS 2016 Section 11 - Training and Development

Source: Defence Statistics (Surveys)

Table B11.2 How satisfied are you with the following? My opportunities for personal development.

		Officers: Margin of error +/-%					Other Ranks: Margin of error +/-%					Total: Margin of error +/-%				
		2012	2013	2014	2015	2016	2012	2013	2014	2015	2016	2012	2013	2014	2015	2016
Tri-Service	Satisfied	2.2	2.3	2.2	2.3	2.2	2.1	2.3	1.8	2.1	1.7	1.8	1.9	1.6	1.8	1.5
	Neutral	1.9	2.0	1.9	1.8	1.8	1.9	2.2	1.7	1.9	1.5	1.6	1.8	1.4	1.6	1.3
	Dissatisfied	1.7	1.8	1.8	1.9	1.7	1.7	2.0	1.5	1.7	1.4	1.4	1.7	1.3	1.4	1.2
	<i>Unweighted count</i>															
Royal Navy	Satisfied	3.4	3.8	3.7	3.9	3.7	2.7	2.6	2.5	3.2	3.1	2.2	2.2	2.1	2.6	2.5
	Neutral	3.0	3.4	3.3	3.3	3.1	2.5	2.3	2.3	2.7	2.6	2.0	2.0	2.0	2.2	2.2
	Dissatisfied	2.7	3.0	3.0	3.3	3.0	2.2	2.1	2.2	2.7	2.6	1.8	1.8	1.8	2.2	2.1
	<i>Unweighted count</i>															
Royal Marines	Satisfied	5.2	5.4	4.4	5.4	5.7	2.3	2.2	1.8	2.1	1.9	2.1	2.0	1.7	2.0	1.8
	Neutral	4.6	5.0	3.8	4.4	4.7	2.2	2.0	1.7	1.9	1.7	2.0	1.9	1.6	1.8	1.6
	Dissatisfied	4.1	4.1	3.5	4.5	5.0	1.9	1.7	1.4	1.7	1.5	1.7	1.6	1.3	1.6	1.4
	<i>Unweighted count</i>															
Army	Satisfied	3.7	3.9	3.7	3.9	3.5	3.4	3.6	2.8	3.3	2.6	2.9	3.2	2.4	2.9	2.2
	Neutral	3.2	3.3	3.1	3.0	2.8	3.1	3.4	2.6	3.0	2.3	2.7	3.0	2.3	2.6	2.0
	Dissatisfied	3.0	3.2	3.0	3.3	2.8	2.7	3.2	2.3	2.7	2.1	2.3	2.8	2.0	2.3	1.8
	<i>Unweighted count</i>															
RAF	Satisfied	3.7	3.6	3.9	3.7	4.0	2.6	2.8	3.0	2.8	3.0	2.2	2.4	2.5	2.3	2.5
	Neutral	3.3	3.3	3.5	3.1	3.4	2.3	2.6	2.6	2.4	2.5	1.9	2.1	2.2	2.0	2.1
	Dissatisfied	2.8	2.7	3.0	2.8	3.2	1.8	2.1	2.3	2.2	2.2	1.5	1.7	1.9	1.8	1.9
	<i>Unweighted count</i>															

Key

	Margin of error less than 3%
	Margin of error 3% - 5%
	Margin of error 5% +

Margin of error is half the width of a 99% confidence interval. Darker colours indicate a greater degree of uncertainty in the estimate.

AFCAS 2016 Section 11 - Training and Development

Source: Defence Statistics (Surveys)

Table B11.3 How satisfied are you with the following? The timing of the training I have received in order to carry out my current job roles.

		Officers: Margin of error +/-%					Other Ranks: Margin of error +/-%					Total: Margin of error +/-%				
		2012	2013	2014	2015	2016	2012	2013	2014	2015	2016	2012	2013	2014	2015	2016
Tri-Service	Satisfied	2.2	2.3	2.3	2.3	2.2	2.0	2.3	1.8	2.1	1.7	1.7	1.9	1.6	1.8	1.5
	Neutral	2.0	2.1	2.0	2.1	1.9	1.9	2.1	1.7	1.9	1.5	1.6	1.8	1.4	1.6	1.3
	Dissatisfied	1.7	1.8	1.8	1.9	1.8	1.3	1.5	1.2	1.5	1.2	1.1	1.3	1.1	1.3	1.1
	<i>Unweighted count</i>															
Royal Navy	Satisfied	3.5	3.8	3.7	3.9	3.8	2.7	2.6	2.5	3.2	3.1	2.2	2.2	2.1	2.6	2.5
	Neutral	3.1	3.5	3.3	3.6	3.3	2.4	2.4	2.3	2.8	2.7	2.0	2.0	1.9	2.3	2.2
	Dissatisfied	2.7	3.0	3.1	3.3	3.2	2.0	1.9	2.0	2.6	2.4	1.6	1.6	1.7	2.1	2.0
	<i>Unweighted count</i>															
Royal Marines	Satisfied	5.3	5.4	4.4	5.5	5.8	2.3	2.2	1.8	2.1	1.9	2.1	2.0	1.7	1.9	1.8
	Neutral	4.9	5.1	4.1	4.9	5.2	2.2	2.0	1.6	1.9	1.8	2.0	1.9	1.5	1.8	1.7
	Dissatisfied	4.4	4.7	3.4	4.4	4.5	1.5	1.4	1.1	1.4	1.3	1.4	1.3	1.1	1.4	1.2
	<i>Unweighted count</i>															
Army	Satisfied	3.7	4.0	3.7	3.9	3.6	3.2	3.6	2.8	3.3	2.6	2.8	3.2	2.4	2.9	2.2
	Neutral	3.3	3.6	3.4	3.4	3.1	3.0	3.3	2.6	3.0	2.3	2.6	2.9	2.2	2.6	2.0
	Dissatisfied	2.9	3.1	3.1	3.3	2.9	2.0	2.5	1.9	2.3	1.9	1.8	2.2	1.7	2.0	1.6
	<i>Unweighted count</i>															
RAF	Satisfied	3.7	3.6	3.9	3.8	4.1	2.5	2.7	2.9	2.8	3.0	2.1	2.2	2.4	2.4	2.5
	Neutral	3.4	3.3	3.5	3.4	3.7	2.2	2.4	2.5	2.5	2.6	1.9	2.0	2.1	2.1	2.2
	Dissatisfied	3.0	2.7	3.1	3.0	3.3	1.7	1.7	2.1	2.0	2.1	1.5	1.4	1.8	1.7	1.8
	<i>Unweighted count</i>															

Key

- Margin of error less than 3%
- Margin of error 3% - 5%
- Margin of error 5% +

Margin of error is half the width of a 99% confidence interval. Darker colours indicate a greater degree of uncertainty in the estimate.

AFCAS 2016 Section 11 - Training and Development

Source: Defence Statistics (Surveys)

Table B11.4 How satisfied are you with the following? The extent to which I am doing the job for which I was trained.

		Officers: Margin of error +/-%					Other Ranks: Margin of error +/-%					Total: Margin of error +/-%				
		2012	2013	2014	2015	2016	2012	2013	2014	2015	2016	2012	2013	2014	2015	2016
Tri-Service	Satisfied	2.2	2.3	2.2	2.3	2.1	2.1	2.3	1.8	2.1	1.7	1.8	2.0	1.6	1.8	1.4
	Neutral	1.9	2.0	1.9	2.0	1.8	1.8	2.1	1.6	1.8	1.5	1.6	1.7	1.4	1.5	1.3
	Dissatisfied	1.5	1.6	1.6	1.7	1.6	1.5	1.9	1.4	1.7	1.3	1.3	1.6	1.2	1.4	1.1
	<i>Unweighted count</i>															
Royal Navy	Satisfied	3.3	3.7	3.7	3.8	3.6	2.7	2.6	2.5	3.2	3.1	2.2	2.2	2.1	2.6	2.5
	Neutral	3.0	3.3	3.1	3.2	2.9	2.4	2.3	2.3	2.7	2.6	2.0	1.9	1.9	2.2	2.1
	Dissatisfied	2.3	2.7	2.8	2.8	2.7	2.0	1.9	2.0	2.5	2.5	1.6	1.6	1.7	2.1	2.0
	<i>Unweighted count</i>															
Royal Marines	Satisfied	5.3	5.5	4.4	5.4	5.6	2.3	2.2	1.8	2.1	1.9	2.1	2.0	1.7	1.9	1.8
	Neutral	4.6	4.9	4.0	4.7	5.0	2.1	2.0	1.6	1.9	1.7	1.9	1.8	1.5	1.8	1.6
	Dissatisfied	4.4	4.4	3.2	4.3	4.3	1.7	1.6	1.3	1.7	1.5	1.6	1.5	1.3	1.6	1.4
	<i>Unweighted count</i>															
Army	Satisfied	3.6	3.9	3.7	3.8	3.5	3.3	3.7	2.8	3.3	2.6	2.9	3.2	2.4	2.9	2.2
	Neutral	3.2	3.4	3.2	3.4	2.9	2.9	3.3	2.5	2.9	2.3	2.6	2.9	2.2	2.5	2.0
	Dissatisfied	2.5	2.8	2.7	2.8	2.7	2.4	3.0	2.1	2.6	2.0	2.1	2.6	1.8	2.3	1.8
	<i>Unweighted count</i>															
RAF	Satisfied	3.6	3.6	3.7	3.6	3.9	2.5	2.8	2.9	2.8	2.9	2.1	2.3	2.4	2.3	2.4
	Neutral	3.2	3.3	3.3	3.1	3.4	2.1	2.4	2.5	2.3	2.5	1.8	2.0	2.0	1.9	2.0
	Dissatisfied	2.6	2.4	2.7	2.6	2.9	1.8	1.9	2.2	2.2	2.2	1.5	1.6	1.8	1.8	1.8
	<i>Unweighted count</i>															

Key

	Margin of error less than 3%
	Margin of error 3% - 5%
	Margin of error 5% +

Margin of error is half the width of a 99% confidence interval. Darker colours indicate a greater degree of uncertainty in the estimate.

AFCAS 2016 Section 11 - Training and Development

Source: Defence Statistics (Surveys)

Table B11.5 How satisfied are you with the following? My opportunities to gain civilian accreditation for Service training e.g. NVQs, apprenticeships.

		Officers: Margin of error +/-%					Other Ranks: Margin of error +/-%					Total: Margin of error +/-%				
		2012	2013	2014	2015	2016	2012	2013	2014	2015	2016	2012	2013	2014	2015	2016
Tri-Service	Satisfied	2.2	2.3	2.2	2.3	2.2	2.1	2.3	1.8	2.1	1.7	1.8	2.0	1.5	1.8	1.5
	Neutral	2.1	2.2	2.1	2.1	2.0	1.9	2.2	1.7	1.9	1.5	1.6	1.8	1.4	1.6	1.3
	Dissatisfied	2.0	2.1	2.0	2.0	1.9	1.8	2.1	1.7	1.9	1.5	1.6	1.7	1.4	1.6	1.3
	<i>Unweighted count</i>															
Royal Navy	Satisfied	3.4	3.7	3.7	3.9	3.8	2.6	2.5	2.5	3.1	3.1	2.2	2.1	2.1	2.6	2.5
	Neutral	3.4	3.6	3.5	3.6	3.5	2.4	2.3	2.2	2.7	2.6	2.1	2.0	1.9	2.2	2.1
	Dissatisfied	3.0	3.3	3.3	3.6	3.3	2.5	2.4	2.4	3.1	3.0	2.1	2.0	2.0	2.5	2.4
	<i>Unweighted count</i>															
Royal Marines	Satisfied	4.7	5.0	4.1	5.0	5.4	2.3	2.2	1.8	2.1	1.9	2.1	2.0	1.6	1.9	1.8
	Neutral	5.2	5.1	4.3	5.3	5.3	2.2	2.1	1.7	1.9	1.8	2.0	1.9	1.6	1.8	1.7
	Dissatisfied	5.0	5.3	4.1	5.1	5.4	2.1	2.0	1.6	1.9	1.8	1.9	1.8	1.5	1.8	1.7
	<i>Unweighted count</i>															
Army	Satisfied	3.7	3.9	3.6	3.9	3.6	3.4	3.6	2.8	3.3	2.6	2.9	3.2	2.4	2.9	2.3
	Neutral	3.6	3.7	3.5	3.5	3.2	3.0	3.4	2.6	2.9	2.3	2.6	3.0	2.2	2.5	2.0
	Dissatisfied	3.3	3.6	3.3	3.3	2.9	2.9	3.3	2.5	3.0	2.2	2.5	2.9	2.2	2.6	1.9
	<i>Unweighted count</i>															
RAF	Satisfied	3.5	3.4	3.7	3.7	4.0	2.6	2.8	3.0	2.9	3.0	2.2	2.3	2.5	2.4	2.5
	Neutral	3.6	3.6	3.7	3.6	3.8	2.3	2.5	2.7	2.4	2.6	1.9	2.1	2.2	2.0	2.2
	Dissatisfied	3.3	3.2	3.5	3.4	3.6	2.1	2.3	2.6	2.5	2.7	1.8	1.9	2.2	2.1	2.2
	<i>Unweighted count</i>															

Key

- Margin of error less than 3%
- Margin of error 3% - 5%
- Margin of error 5% +

Margin of error is half the width of a 99% confidence interval. Darker colours indicate a greater degree of uncertainty in the estimate.

AFCAS 2016 Section 11 - Training and Development

Source: Defence Statistics (Surveys)

Table B11.6 How strongly do you agree or disagree with the following? I am given enough training to enable me to make moral decisions within my role.

		Officers: Margin of error +/-%					Other Ranks: Margin of error +/-%					Total: Margin of error +/-%				
		2012	2013	2014	2015	2016	2012	2013	2014	2015	2016	2012	2013	2014	2015	2016
Tri-Service	Agree
	Neutral
	Disagree
	<i>Unweighted count</i>															
Royal Navy	Agree	3.4	3.0	2.4
	Neutral	3.0	2.6	2.1
	Disagree	2.0	2.0	1.6
	<i>Unweighted count</i>															
Royal Marines	Agree	4.4	1.7	1.6
	Neutral	3.7	1.6	1.5
	Disagree	2.7	0.9	0.9
	<i>Unweighted count</i>															
Army	Agree
	Neutral
	Disagree
	<i>Unweighted count</i>															
RAF	Agree
	Neutral
	Disagree
	<i>Unweighted count</i>															

Key

- Margin of error less than 3%
- Margin of error 3% - 5%
- Margin of error 5% +

Margin of error is half the width of a 99% confidence interval. Darker colours indicate a greater degree of uncertainty in the estimate.

AFCAS 2016 Section 11 - Training and Development

Source: Defence Statistics (Surveys)

Table B11.7 How much importance do you place on professional / civilian accreditation?

		Officers: Margin of error +/-%					Other Ranks: Margin of error +/-%					Total: Margin of error +/-%				
		2012	2013	2014	2015	2016	2012	2013	2014	2015	2016	2012	2013	2014	2015	2016
Tri-Service	A lot
	Some
	Very little
	None at all
	<i>Unweighted count</i>															
Royal Navy	A lot	3.7	3.1	2.5
	Some	3.6	2.9	2.4
	Very little	2.0	1.5	1.2
	None at all	0.9	1.1	0.9
	<i>Unweighted count</i>															
Royal Marines	A lot	5.7	1.9	1.8
	Some	5.7	1.9	1.8
	Very little	3.1	1.1	1.1
	None at all	1.9	0.8	0.7
	<i>Unweighted count</i>															
Army	A lot
	Some
	Very little
	None at all
	<i>Unweighted count</i>															
RAF	A lot
	Some
	Very little
	None at all
	<i>Unweighted count</i>															

AFCAS 2016 Section 12 - Your Future Plans

Source: Defence Statistics (Surveys)

Table B12.1 What are your plans for the future?

		Officers					Other Ranks					Total					Percentages
		2012	2013	2014	2015	2016	2012	2013	2014	2015	2016	2012	2013	2014	2015	2016	
Tri-Service	To stay serving as long as I can	32 **	30 **	27	28	26	40 **	38 **	38 **	36	35	39 **	37 **	36 **	34	34	
	To stay serving to the end of current engagement/commission	33	33	33	32	33	24	23	23	22	23	26	25	25	24	25	
	To leave the [Service] before the end of my current engagement/c	16 **	17 **	20	20	20	9 **	11	11	11	11	10 **	12	12	13	13	
	To leave the [Service] as soon as I can	3	3	3	3	3	7 **	7 **	7 **	8	8	6 **	6	6 **	7	8	
	I have put in my notice to leave	2 **	2 **	3	3	3	3	3 **	3	5	4	3 **	3 **	3	5	4	
	Don't know	13	15	14	14	15	16	18	18	18	18	16	18	18	17	17	
<i>Unweighted count</i>		3 319					8 790					12 109					
Royal Navy	To stay serving as long as I can	32 **	31	28	23	27	36 **	30	27	27	29	35 **	30	27	26	28	
	To stay serving to the end of current engagement/commission	30	33	31	31	31	24	24	24	23	24	26	26	25	25	26	
	To leave the [Service] before the end of my current engagement/c	17	17	21	22	20	11	13	16	13	14	13 **	14	17	15	15	
	To leave the [Service] as soon as I can	3	3	2	3	3	7 **	8 **	9	11	11	6 **	7 **	7	9	9	
	I have put in my notice to leave	1 **	3	3	3	3	3	5	6 **	6 **	4	3	4	5	5	4	
	Don't know	17	15	16	17	15	18	20	19	20	19	17	19	18	19	18	
<i>Unweighted count</i>		944					1 692					2 636					
Royal Marines	To stay serving as long as I can	31	32	34	35	31	37	38	38	38	40	36	37	38	37	39	
	To stay serving to the end of current engagement/commission	28	28	31	29	33	16 **	20	20	19	20	18 **	20	21	20	21	
	To leave the [Service] before the end of my current engagement/c	19	19	14	15	17	9	10	9	10	10	10	11	10	11	11	
	To leave the [Service] as soon as I can	2	2	2	2	4	7	5 **	6 **	7	8	7	5 **	6 **	6	7	
	I have put in my notice to leave	2	3	3	2	2	7 **	4	4	4	4	7 **	4	4	4	3	
	Don't know	18 **	16	16	17	12	23 **	24 **	22 **	22	20	23 **	23 **	22 **	22 **	19	
<i>Unweighted count</i>		297					2 595					2 892					
Army	To stay serving as long as I can	35 **	31	29	30	28	40	40	40	38	39	39	39	38	37	37	
	To stay serving to the end of current engagement/commission	30	31	31	32	31	23	20	21	20	21	24	22	22	22	22	
	To leave the [Service] before the end of my current engagement/c	16 **	16	19	19	20	8	10	9	10	9	9	11	10	11	11	
	To leave the [Service] as soon as I can	3	3	3	2	2	8	8	8	8	9	7	7	7	7	8	
	I have put in my notice to leave	2	1 **	3	3	4	4	3 **	3 **	5	5	4	2 **	3 **	5	5	
	Don't know	13	17	15	14	16	17	19	20	18	18	17	19	19	18	17	
<i>Unweighted count</i>		1 191					2 642					3 833					
RAF	To stay serving as long as I can	28 **	28 **	23	26 **	21	46 **	38 **	40 **	34 **	29	42 **	36 **	36 **	33 **	27	
	To stay serving to the end of current engagement/commission	40	37	39	34	37	29	32	30	29	31	32	34	32	31	33	
	To leave the [Service] before the end of my current engagement/c	16 **	18	20	20	21	10 **	11 **	13 **	14	15	11 **	12 **	14 **	15	17	
	To leave the [Service] as soon as I can	4	3	3	4	5	3 **	4 **	3 **	4 **	6	3 **	4 **	3 **	4 **	6	
	I have put in my notice to leave	2	2	3	3	3	1 **	2	2	4 **	3	1 **	2	2	4	3	
	Don't know	10	11	12	12	12	11 **	13	12 **	14	15	11 **	13	12 **	14	15	
<i>Unweighted count</i>		887					1 861					2 748					

** denotes the estimate is significantly different to the 2016 estimate (99% confidence level).

AFCAS 2016 Section 12 - Your Future Plans

Source: Defence Statistics (Surveys)

Table B12.2 How actively have you searched for a job outside the [Service] in the last 12 months?

		Officers					Other Ranks					Total					Percentages				
		2012	2013	2014	2015	2016	2012	2013	2014	2015	2016	2012	2013	2014	2015	2016	2012	2013	2014	2015	2016
Tri-Service	Very actively	10	9	14	13	13	12	13	12
	Quite actively	25	26	27	27	26	26	26	26
	Not very actively	33	34	26	27	27	28	27	28
	Not at all	32	31	34	34	34	33	34	33
	<i>Unweighted count</i>					3 329					8 850					12 179					
Royal Navy	Very actively	8	8	13	12	12	11	12	11
	Quite actively	24	23	29	26	28	25	28	25
	Not very actively	39	37	26	28	29	30	29	30
	Not at all	29	32	31	34	31	33	31	33
	<i>Unweighted count</i>					948					1 699					2 647					
Royal Marines	Very actively	6	6	12	12	11	11	11	11
	Quite actively	24	20	25	24	25	24	25	24
	Not very actively	29 **	39	26	28	26 **	29	26 **	29
	Not at all	41	35	37	36	38	36	38	36
	<i>Unweighted count</i>					299					2 619					2 918					
Army	Very actively	10	10	14	14	14	13	14	13
	Quite actively	26	28	27	27	26	27	26	27
	Not very actively	31	33	25	25	26	27	26	27
	Not at all	33	30	34	34	34	34	34	34
	<i>Unweighted count</i>					1 195					2 671					3 866					
RAF	Very actively	10	10	12	12	12	12	12	12
	Quite actively	24	24	26	27	26	27	26	27
	Not very actively	33	34	28	28	29	30	29	30
	Not at all	33	32	34	32	33	32	33	32
	<i>Unweighted count</i>					887					1 861					2 748					

** denotes the estimate is significantly different to the 2016 estimate (99% confidence level).

new question in 2015

AFCAS 2016 Section 12 - Your Future Plans

Source: Defence Statistics (Surveys)

Table B12.3 In the last year, have you been approached by industry with offers of employment?

		Officers					Other Ranks					Total					Percentages				
		2012	2013	2014	2015	2016	2012	2013	2014	2015	2016	2012	2013	2014	2015	2016	2012	2013	2014	2015	2016
Tri-Service	Yes
	No
	<i>Unweighted count</i>																				
Royal Navy	Yes	50	40	42	42
	No	50	60	58	58
	<i>Unweighted count</i>					950					1 704					2 654					2 654
Royal Marines	Yes	40	34	35	35
	No	60	66	65	65
	<i>Unweighted count</i>					298					2 612					2 910					2 910
Army	Yes
	No
	<i>Unweighted count</i>																				
RAF	Yes
	No
	<i>Unweighted count</i>																				

** denotes the estimate is significantly different to the 2016 estimate (99% confidence level).

(1) new question in 2016. (2) asked only of RN/RM.

AFCAS 2016 Section 12 - Your Future Plans

Source: Defence Statistics (Surveys)

Table B12.4 If you had the opportunity to do so, do you think you would choose to remain in the Regular RAF beyond the current retirement age of 55?

		Officers					Other Ranks					Total					Percentages
		2012	2013	2014	2015	2016	2012	2013	2014	2015	2016	2012	2013	2014	2015	2016	
Tri-Service	Yes - up to 2 years beyond		
	Yes - between 2-5 years beyond		
	Yes - between 6-10 years beyond		
	Yes - as long as I could		
	No		
	Don't know		
<i>Unweighted count</i>																	
Royal Navy	Yes - up to 2 years beyond		
	Yes - between 2-5 years beyond		
	Yes - between 6-10 years beyond		
	Yes - as long as I could		
	No		
	Don't know		
<i>Unweighted count</i>																	
Royal Marines	Yes - up to 2 years beyond		
	Yes - between 2-5 years beyond		
	Yes - between 6-10 years beyond		
	Yes - as long as I could		
	No		
	Don't know		
<i>Unweighted count</i>																	
Army	Yes - up to 2 years beyond		
	Yes - between 2-5 years beyond		
	Yes - between 6-10 years beyond		
	Yes - as long as I could		
	No		
	Don't know		
<i>Unweighted count</i>																	
RAF	Yes - up to 2 years beyond	4 **	4	3	3	2	2	3	2	2	2	3	3	3	3		
	Yes - between 2-5 years beyond	17	20	22	21	20	10	11 **	10	9	9	12	13	13	12		
	Yes - between 6-10 years beyond	6	7	4	5	5	4	4	4	4	4	5	4	4	4		
	Yes - as long as I could	9	10	8	9	9	20 **	18 **	17 **	16	14	18 **	16 **	15	14		
	No	45	40	41	44	42	41 **	41 **	42 **	47	48	42 **	41 **	42 **	46		
	Don't know	19	19	22	19	22	22	23	23	22	23	21	22	23	21		
<i>Unweighted count</i>						884				1 865					2 749		

** denotes the estimate is significantly different to the 2016 estimate (99% confidence level).

(1) not asked prior to 2009. (2) asked only of RAF

AFCAS 2016 Section 12 - Your Future Plans

Source: Defence Statistics (Surveys)

Table B12.5 When you leave the [Service], would you consider joining the Volunteer Reserve Forces (RN/RM: Maritime Reserves, Army: Army Reserves, RAF: RAF Volunteer Reserves)? Full-time.

		Officers					Other Ranks					Total					Percentages
		2012	2013	2014	2015	2016	2012	2013	2014	2015	2016	2012	2013	2014	2015	2016	
Tri-Service	Yes	20 **	23	21	20 **	24	16 **	18	16 **	16	18	16 **	18	17 **	17 **	19	
	No	54	51 **	54	60	57	52 **	52 **	53	60 **	56	52 **	52 **	53 **	60 **	56	
	Don't know	27 **	26 **	25 **	20	19	33 **	31 **	31 **	24 **	26	32 **	30 **	30 **	23	25	
	<i>Unweighted count</i>	3 168					8 369					11 537					
Royal Navy	Yes	19	23	20	18	20	12	14	12	11	13	13	16	14	12 **	15	
	No	52 **	48 **	52 **	61	59	54 **	54 **	61	67 **	61	54 **	53 **	59	66 **	61	
	Don't know	29 **	29 **	28 **	22	21	34 **	32 **	27	22	25	33 **	32 **	27	22	24	
	<i>Unweighted count</i>	898					1 628					2 526					
Royal Marines	Yes	16	16	22 **	14	13	15 **	15	14 **	14 **	17	15	15	15	14 **	17	
	No	57 **	56 **	55 **	64	65	48 **	48 **	48 **	59 **	54	49 **	49 **	49 **	60 **	55	
	Don't know	27	28	24	23	22	37 **	37 **	37 **	27	29	36 **	36 **	36 **	26	28	
	<i>Unweighted count</i>	279					2 424					2 703					
Army	Yes	19	21	19	18	23	17	19	17 **	17	20	17 **	20	17 **	17 **	21	
	No	58	57	60	63	59	51	51	53	58 **	52	52	52	54	59 **	53	
	Don't know	23 **	22	21	19	18	32 **	30	31	25	27	31 **	29	29 **	24	26	
	<i>Unweighted count</i>	1 119					2 488					3 607					
RAF	Yes	22 **	26	25	25	30	15	15	16	18	16	16 **	18	18	20	19	
	No	48	42 **	45	53	51	53 **	54 **	52 **	62	62	52 **	51 **	50 **	60	60	
	Don't know	30 **	32 **	30 **	22	20	33 **	31 **	32 **	20	22	32 **	31 **	31 **	20	22	
	<i>Unweighted count</i>	872					1 829					2 701					

** denotes the estimate is significantly different to the 2016 estimate (99% confidence level).

(1) not asked prior to 2010. (2) originally asked in section 5: Your Career prior to 2012. (3) only asked of RAF prior to 2012. (4) minor wording change in 2014 and 2015.

AFCAS 2016 Section 12 - Your Future Plans

Source: Defence Statistics (Surveys)

Table B12.6 When you leave the [Service], would you consider joining the Volunteer Reserve Forces (RN/RM: Maritime Reserves, Army: Army Reserves, RAF: RAF Volunteer Reserves)? Part-time.

		Officers					Other Ranks					Total					Percentages	
		2012	2013	2014	2015	2016	2012	2013	2014	2015	2016	2012	2013	2014	2015	2016		
Tri-Service	Yes	31 **	32 **	34 **	32 **	39	22 **	22	20 **	22	24	23 **	24 **	23 **	24 **	27		
	No	41	39	40	45 **	40	45 **	46	48	53 **	49	45 **	45 **	46	52 **	47		
	Don't know	28 **	29 **	27 **	22	21	33 **	33 **	32 **	25	27	32 **	32 **	31 **	25	26		
	<i>Unweighted count</i>						3 253						8 447					
Royal Navy	Yes	36 **	40	37	35 **	41	18	18	16 **	16 **	20	22 **	23	21 **	21 **	25		
	No	34	31	34	41 **	35	47 **	48 **	53	58 **	53	44 **	44 **	49	54 **	48		
	Don't know	30 **	30 **	29 **	24	24	35 **	34 **	31	26	27	34 **	33 **	30 **	25	26		
	<i>Unweighted count</i>						937						1 658					
Royal Marines	Yes	38	39	45 **	37	36	21 **	24 **	23 **	25 **	30	23 **	25 **	25 **	26 **	30		
	No	37	37	32 **	42	41	40	40	40	48 **	42	40	40	39	48 **	41		
	Don't know	25	25	23	21	23	38 **	36 **	37 **	27	29	37 **	35 **	36 **	26	28		
	<i>Unweighted count</i>						294						2 489					
Army	Yes	30 **	30 **	33 **	32 **	39	24	24	22 **	25	27	25 **	25 **	24 **	26	29		
	No	46	45	45	47	42	45	45	46	50 **	44	45	45	46	49 **	43		
	Don't know	25 **	25 **	23	21	19	32	32	31	25	29	31	31	30	25	27		
	<i>Unweighted count</i>						1 148						2 477					
RAF	Yes	30 **	30 **	32 **	31 **	38	18	18	17	16	16	21	20	20	19	21		
	No	38	36	36	45	41	47 **	49 **	49 **	59	62	45 **	46 **	46 **	56	57		
	Don't know	33 **	34 **	32 **	24	21	35 **	33 **	34 **	24	23	35 **	33 **	34 **	24	22		
	<i>Unweighted count</i>						874						1 823					

** denotes the estimate is significantly different to the 2016 estimate (99% confidence level).

(1) not asked prior to 2010. (2) originally asked in section 5: Your Career prior to 2012. (3) only asked of RAF prior to 2012. (4) minor wording change in 2014 and 2015.

AFCAS 2016 Section 12 - Your Future Plans

Source: Defence Statistics (Surveys)

Table B12.7 Which of the following Reserves options are of interest to you on leaving the RAF? FTRS (Full Commitment).

		Officers					Other Ranks					Total					Percentages				
		2012	2013	2014	2015	2016	2012	2013	2014	2015	2016	2012	2013	2014	2015	2016	2012	2013	2014	2015	2016
Tri-Service	Not ticked
	Ticked
	<i>Unweighted count</i>																				
Royal Navy	Not ticked
	Ticked
	<i>Unweighted count</i>																				
Royal Marines	Not ticked
	Ticked
	<i>Unweighted count</i>																				
Army	Not ticked
	Ticked
	<i>Unweighted count</i>																				
RAF	Not ticked	57	58	53	52	54	54	54	54
	Ticked	43	42	47	48	46	46	46	46
	<i>Unweighted count</i>					562					779										1 341

** denotes the estimate is significantly different to the 2016 estimate (99% confidence level).

(1) new question in 2015. (2) asked only of RAF.

AFCAS 2016 Section 12 - Your Future Plans

Source: Defence Statistics (Surveys)

Table B12.8 Which of the following Reserves options are of interest to you on leaving the RAF? FTRS (Limited Commitment).

		Officers					Other Ranks					Total					Percentages				
		2012	2013	2014	2015	2016	2012	2013	2014	2015	2016	2012	2013	2014	2015	2016	2012	2013	2014	2015	2016
Tri-Service	Not ticked
	Ticked
	<i>Unweighted count</i>																				
Royal Navy	Not ticked
	Ticked
	<i>Unweighted count</i>																				
Royal Marines	Not ticked
	Ticked
	<i>Unweighted count</i>																				
Army	Not ticked
	Ticked
	<i>Unweighted count</i>																				
RAF	Not ticked	50	46	62	59	59	55	59	55
	Ticked	50	54	38	41	41	45	41	45
	<i>Unweighted count</i>					562					779					1 341					1 341

** denotes the estimate is significantly different to the 2016 estimate (99% confidence level).

(1) new question in 2015. (2) asked only of RAF.

AFCAS 2016 Section 12 - Your Future Plans

Source: Defence Statistics (Surveys)

Table B12.9 Which of the following Reserves options are of interest to you on leaving the RAF? FTRS (Home Commitment).

		Officers					Other Ranks					Total					Percentages				
		2012	2013	2014	2015	2016	2012	2013	2014	2015	2016	2012	2013	2014	2015	2016	2012	2013	2014	2015	2016
Tri-Service	Not ticked
	Ticked
	<i>Unweighted count</i>																				
Royal Navy	Not ticked
	Ticked
	<i>Unweighted count</i>																				
Royal Marines	Not ticked
	Ticked
	<i>Unweighted count</i>																				
Army	Not ticked
	Ticked
	<i>Unweighted count</i>																				
RAF	Not ticked	41	40	50	50	48	47	48	47
	Ticked	59	60	50	50	52	53	52	53
	<i>Unweighted count</i>					562					779										1 341

** denotes the estimate is significantly different to the 2016 estimate (99% confidence level).

(1) new question in 2015. (2) asked only of RAF.

AFCAS 2016 Section 12 - Your Future Plans

Source: Defence Statistics (Surveys)

Table B12.10 Which of the following Reserves options are of interest to you on leaving the RAF? Additional Duties Commitment (ADC).

		Officers					Other Ranks					Total					Percentages				
		2012	2013	2014	2015	2016	2012	2013	2014	2015	2016	2012	2013	2014	2015	2016	2012	2013	2014	2015	2016
Tri-Service	Not ticked
	Ticked
	<i>Unweighted count</i>																				
Royal Navy	Not ticked
	Ticked
	<i>Unweighted count</i>																				
Royal Marines	Not ticked
	Ticked
	<i>Unweighted count</i>																				
Army	Not ticked
	Ticked
	<i>Unweighted count</i>																				
RAF	Not ticked	68 **	60	86	84	81 **	77	81 **	77
	Ticked	32 **	40	14	16	19 **	23	19 **	23
	<i>Unweighted count</i>					562					779										1 341

** denotes the estimate is significantly different to the 2016 estimate (99% confidence level).

(1) new question in 2015. (2) asked only of RAF.

AFCAS 2016 Section 12 - Your Future Plans

Source: Defence Statistics (Surveys)

Table B12.11 Which of the following Reserves options are of interest to you on leaving the RAF? Military Support Officer (Civil Service post).

		Officers					Other Ranks					Total					Percentages				
		2012	2013	2014	2015	2016	2012	2013	2014	2015	2016	2012	2013	2014	2015	2016	2012	2013	2014	2015	2016
Tri-Service	Not ticked
	Ticked
	<i>Unweighted count</i>																				
Royal Navy	Not ticked
	Ticked
	<i>Unweighted count</i>																				
Royal Marines	Not ticked
	Ticked
	<i>Unweighted count</i>																				
Army	Not ticked
	Ticked
	<i>Unweighted count</i>																				
RAF	Not ticked	72	74	70	70	70	71	70	71
	Ticked	28	26	30	30	30	29	30	29
	<i>Unweighted count</i>					562					779										1 341

** denotes the estimate is significantly different to the 2016 estimate (99% confidence level).

(1) new question in 2015. (2) asked only of RAF.

AFCAS 2016 Section 12 - Your Future Plans

Source: Defence Statistics (Surveys)

Table B12.12 Which of the following Reserves options are of interest to you on leaving the RAF? Volunteer Reserves (part time).

		Officers					Other Ranks					Total					Percentages				
		2012	2013	2014	2015	2016	2012	2013	2014	2015	2016	2012	2013	2014	2015	2016	2012	2013	2014	2015	2016
Tri-Service	Not ticked
	Ticked
	<i>Unweighted count</i>																				
Royal Navy	Not ticked
	Ticked
	<i>Unweighted count</i>																				
Royal Marines	Not ticked
	Ticked
	<i>Unweighted count</i>																				
Army	Not ticked
	Ticked
	<i>Unweighted count</i>																				
RAF	Not ticked	62	63	67	68	66	66	66	66
	Ticked	38	37	33	32	34	34	34	34
	<i>Unweighted count</i>					562					779										1 341

** denotes the estimate is significantly different to the 2016 estimate (99% confidence level).

(1) new question in 2015. (2) asked only of RAF.

AFCAS 2016 Section 12 - Your Future Plans

Source: Defence Statistics (Surveys)

Table B12.13 How do the following factors impact on your intention to stay or leave the [Service]? Impact of [Service] life on family and personal life.

		Officers					Other Ranks					Total					Percentages
		2012	2013	2014	2015	2016	2012	2013	2014	2015	2016	2012	2013	2014	2015	2016	
Tri-Service	Increases my intentions to stay	9	10	9	10	10	19	20	18	19	19	17	18	17	17	18	
	Has no effect on my intentions to stay or leave	17 **	18 **	15	15	13	30 **	25	26 **	24	23	28 **	24 **	24 **	22	21	
	Increases my intentions to leave	74 **	72 **	76	75	77	51 **	55	56	57	58	55 **	58 **	59	61	61	
	<i>Unweighted count</i>	3 326					8 847					12 173					
Royal Navy	Increases my intentions to stay	9	7	7	8	8	13	11	10	10	11	12	10	9	10	10	
	Has no effect on my intentions to stay or leave	19 **	19 **	17 **	13	13	28 **	24 **	21	19	18	26 **	23 **	20 **	17	17	
	Increases my intentions to leave	73 **	75	76	79	79	59 **	65 **	69	71	71	62 **	67 **	71	73	73	
	<i>Unweighted count</i>	949					1 698					2 647					
Royal Marines	Increases my intentions to stay	6	8	9	5	6	15 **	15 **	15 **	18	18	14 **	14 **	14 **	16	16	
	Has no effect on my intentions to stay or leave	25 **	20	22	21	17	33 **	34 **	32 **	27	29	32 **	32 **	31 **	27	27	
	Increases my intentions to leave	69 **	72	70 **	74	77	53	52	53	55	54	54	54	55	57	56	
	<i>Unweighted count</i>	298					2 618					2 916					
Army	Increases my intentions to stay	10	9	10	10	9	22	22	20	21	22	20	20	19	20	20	
	Has no effect on my intentions to stay or leave	16	18	14	14	15	32 **	25	27	26	25	30 **	24	25	24	23	
	Increases my intentions to leave	73	73	76	75	76	46 **	53	52	53	53	50 **	56	56	56	57	
	<i>Unweighted count</i>	1 195					2 671					3 866					
RAF	Increases my intentions to stay	8	14	9	13	11	17	22	19	19	19	15 **	20 **	17	18	17	
	Has no effect on my intentions to stay or leave	16 **	17 **	15	16 **	11	27 **	24 **	24	20	20	25 **	22 **	22 **	19	18	
	Increases my intentions to leave	75	69 **	76	71 **	77	56 **	54 **	57	62	61	61 **	57 **	61	64	64	
	<i>Unweighted count</i>	884					1 860					2 744					

** denotes the estimate is significantly different to the 2016 estimate (99% confidence level).

AFCAS 2016 Section 12 - Your Future Plans

Source: Defence Statistics (Surveys)

Table B12.14 How do the following factors impact on your intention to stay or leave the [Service]? Opportunities outside the [Service]

		Officers					Other Ranks					Total				
		2012	2013	2014	2015	2016	2012	2013	2014	2015	2016	2012	2013	2014	2015	2016
Tri-Service	Increases my intentions to stay	21 **	19 **	15 **	10	10	36 **	31 **	29 **	22	21	34 **	29 **	27 **	20	19
	Has no effect on my intentions to stay or leave	27	26	23	26	25	32	30	30	28	30	31	29	29	28	29
	Increases my intentions to leave	53 **	55 **	62	63	65	32 **	39 **	41 **	49	49	36 **	41 **	44 **	52	52
	<i>Unweighted count</i>					3 327					8 843					12 170
Royal Navy	Increases my intentions to stay	21 **	19 **	14 **	8	8	40 **	30 **	23 **	18	16	36 **	27 **	21 **	16	14
	Has no effect on my intentions to stay or leave	24	23	21	20	22	30 **	27	26	25	24	28 **	26	25	24	24
	Increases my intentions to leave	55 **	58 **	65 **	72	71	30 **	43 **	51 **	57	60	36 **	46 **	54 **	61	63
	<i>Unweighted count</i>					950					1 701					2 651
Royal Marines	Increases my intentions to stay	15 **	17 **	16 **	15 **	9	23	28 **	27 **	26 **	23	22	27 **	26 **	25 **	22
	Has no effect on my intentions to stay or leave	29	30	25	24	26	28 **	35 **	33	30	31	28	35 **	32	29	30
	Increases my intentions to leave	56 **	53 **	60	61	65	49	37 **	40 **	44	46	50	38 **	42 **	46	48
	<i>Unweighted count</i>					298					2 615					2 913
Army	Increases my intentions to stay	21 **	19 **	15 **	10	11	37 **	32 **	31 **	23	22	34 **	30 **	29 **	21	21
	Has no effect on my intentions to stay or leave	28	28	24	28	27	34	32	33	31	34	33	32	32	30	33
	Increases my intentions to leave	51 **	53 **	60	61	62	29 **	36 **	36 **	46	44	32 **	38 **	40 **	48	47
	<i>Unweighted count</i>					1 195					2 666					3 861
RAF	Increases my intentions to stay	20 **	21 **	14 **	11	9	35 **	32 **	28 **	22	19	31 **	29 **	25 **	20 **	17
	Has no effect on my intentions to stay or leave	27	24	23	28	26	27	25	25	24	24	27	24	25	25	25
	Increases my intentions to leave	53 **	56 **	63	61	65	39 **	44 **	46 **	54	57	42 **	46 **	50 **	56	59
	<i>Unweighted count</i>					884					1 861					2 745

** denotes the estimate is significantly different to the 2016 estimate (99% confidence level).

AFCAS 2016 Section 12 - Your Future Plans

Source: Defence Statistics (Surveys)

Table B12.15 How do the following factors impact on your intention to stay or leave the [Service]? Current job satisfaction.

		Officers					Other Ranks					Total					Percentages
		2012	2013	2014	2015	2016	2012	2013	2014	2015	2016	2012	2013	2014	2015	2016	
Tri-Service	Increases my intentions to stay	49 **	50 **	48	45	46	40 **	39 **	37 **	33	33	41 **	41 **	39 **	35	36	
	Has no effect on my intentions to stay or leave	22	22	23 **	20	20	29	26	27	26	27	28	25	26	25	26	
	Increases my intentions to leave	28 **	28 **	29 **	35	34	32 **	35 **	36 **	41	39	31 **	33 **	35 **	40	38	
	<i>Unweighted count</i>	3 324					8 848					12 172					
Royal Navy	Increases my intentions to stay	50	50	46	42	48	35 **	35 **	30	28	30	38 **	38 **	33	32	34	
	Has no effect on my intentions to stay or leave	23	24	26 **	21	20	33 **	30	28	28	28	31 **	28	28	26	26	
	Increases my intentions to leave	27 **	27 **	28	37	32	32 **	35 **	42	44	43	31 **	33 **	39	42	40	
	<i>Unweighted count</i>	947					1 701					2 648					
Royal Marines	Increases my intentions to stay	55	50	53	51	53	36	37	36	34	35	38	39	38	36	37	
	Has no effect on my intentions to stay or leave	22	26	25	20	21	28	30	30	28	28	28	29 **	29	27	27	
	Increases my intentions to leave	23	25	22	29	26	36	33 **	34 **	37	37	34	32 **	33 **	37	36	
	<i>Unweighted count</i>	298					2 616					2 914					
Army	Increases my intentions to stay	48	49	49	46	47	38 **	40 **	36	33	34	40 **	41 **	38	35	36	
	Has no effect on my intentions to stay or leave	22	21	23	19	19	29	25	28	27	28	28	24	27	26	27	
	Increases my intentions to leave	30	30	28 **	35	34	33 **	36	36	40	38	33 **	35	35	39	37	
	<i>Unweighted count</i>	1 194					2 667					3 861					
RAF	Increases my intentions to stay	51 **	50 **	46	45	43	47 **	42 **	43 **	35	34	48 **	44 **	44 **	37	36	
	Has no effect on my intentions to stay or leave	22	23	22	21	21	26	26	23	24	25	25	25	23	23	25	
	Increases my intentions to leave	27 **	27 **	32	33	36	27 **	32 **	34 **	41	40	27 **	31 **	33 **	39	39	
	<i>Unweighted count</i>	885					1 864					2 749					

** denotes the estimate is significantly different to the 2016 estimate (99% confidence level).

AFCAS 2016 Section 12 - Your Future Plans

Source: Defence Statistics (Surveys)

Table B12.16 How do the following factors impact on your intention to stay or leave the [Service]? Job security.

		Officers					Other Ranks					Total					Percentages	
		2012	2013	2014	2015	2016	2012	2013	2014	2015	2016	2012	2013	2014	2015	2016		
Tri-Service	Increases my intentions to stay	64 **	64 **	67 **	72	72	64 **	63 **	64 **	69	68	64 **	63 **	65 **	69	69		
	Has no effect on my intentions to stay or leave	21	22	23	22	21	25	25	26	23	24	25	25	25	23	24		
	Increases my intentions to leave	14 **	13 **	11 **	7	7	10 **	12 **	10 **	9	8	11 **	12 **	10 **	8	8		
	<i>Unweighted count</i>						3 328						8 844					
Royal Navy	Increases my intentions to stay	69 **	70 **	74	76	77	65 **	68	65 **	71	72	66 **	69 **	67 **	72	73		
	Has no effect on my intentions to stay or leave	21	23 **	22	19	18	27 **	25	28 **	23	23	26 **	25	27 **	22	22		
	Increases my intentions to leave	9 **	7	4	4	5	8 **	7	7	6	5	8 **	7 **	6	6	5		
	<i>Unweighted count</i>						948						1 699					
Royal Marines	Increases my intentions to stay	74 **	75	78	81	81	70 **	71 **	72 **	76	75	70 **	72 **	73 **	77	76		
	Has no effect on my intentions to stay or leave	21	20	18	16	15	25 **	25 **	24 **	20	20	25 **	24 **	23 **	19	20		
	Increases my intentions to leave	5	5	5	3	4	5	4	4	4	5	5	4	4	4	4		
	<i>Unweighted count</i>						299						2 615					
Army	Increases my intentions to stay	60 **	58 **	61 **	71	68	61	58 **	60 **	66	65	61 **	58 **	61 **	66	65		
	Has no effect on my intentions to stay or leave	21	23	24	21	22	28	28	28	25	26	27	27	27	24	25		
	Increases my intentions to leave	19 **	19 **	16 **	8	9	11	15 **	11	10	9	12 **	15 **	12 **	10	9		
	<i>Unweighted count</i>						1 192						2 669					
RAF	Increases my intentions to stay	67 **	70	71	70	73	72	72	73	74	72	71	71	72	73	72		
	Has no effect on my intentions to stay or leave	22	21	22	25	21	18	19	18	18	21	19	19	19	19	21		
	Increases my intentions to leave	12 **	9	7	6	6	10 **	10 **	9	8	7	11 **	10 **	9	8	7		
	<i>Unweighted count</i>						889						1 861					

** denotes the estimate is significantly different to the 2016 estimate (99% confidence level).

new question in 2011

AFCAS 2016 Section 12 - Your Future Plans

Source: Defence Statistics (Surveys)

Table B12.17 How do the following factors impact on your intention to stay or leave the [Service]? My morale.

		Officers					Other Ranks					Total					Percentages	
		2012	2013	2014	2015	2016	2012	2013	2014	2015	2016	2012	2013	2014	2015	2016		
Tri-Service	Increases my intentions to stay	40	40	40	40	40	39 **	38 **	35	34	34	39 **	38 **	36	35	35		
	Has no effect on my intentions to stay or leave	20	20	20	20	20	27	24	27	25	26	26	23	26	24	25		
	Increases my intentions to leave	39	40	40	41	41	34 **	38	38	41	40	35 **	38	38 **	41	40		
	<i>Unweighted count</i>						3 324						8 857					
Royal Navy	Increases my intentions to stay	41	41	39	35	39	33 **	33 **	27	27	28	35 **	35 **	30	29	31		
	Has no effect on my intentions to stay or leave	22	22	22	21	20	29	27	27	28	27	28	26	26	26	25		
	Increases my intentions to leave	37	38	39	44	41	37 **	40 **	46	45	45	37 **	39 **	44	44	44		
	<i>Unweighted count</i>						948						1 703					
Royal Marines	Increases my intentions to stay	58	48	50	53	51	40	40	40	39	38	42	41	41	41	40		
	Has no effect on my intentions to stay or leave	17 **	26	26	24	24	28	31	31	29	29	27	31	30	28	29		
	Increases my intentions to leave	25	26	24	23	25	32	29 **	29 **	32	33	31	29 **	29 **	31	32		
	<i>Unweighted count</i>						298						2 618					
Army	Increases my intentions to stay	38	40	40	40	40	39	38	35	35	35	39	39	36	35	36		
	Has no effect on my intentions to stay or leave	21	20	18	18	19	28	23	29	25	26	27	23	27	24	25		
	Increases my intentions to leave	41	41	42	41	41	33 **	38	36	40	39	34 **	39	37	41	39		
	<i>Unweighted count</i>						1 193						2 673					
RAF	Increases my intentions to stay	42	41	38	40	38	43 **	39 **	39 **	34	32	43 **	40 **	39 **	35	33		
	Has no effect on my intentions to stay or leave	18	18	23	21	20	22	22	23	23	24	22	21	23	23	23		
	Increases my intentions to leave	40	41	39	39	42	34 **	39 **	39 **	43	44	35 **	39 **	39 **	42	43		
	<i>Unweighted count</i>						885						1 863					

** denotes the estimate is significantly different to the 2016 estimate (99% confidence level).

AFCAS 2016 Section 12 - Your Future Plans

Source: Defence Statistics (Surveys)

Table B12.18 How do the following factors impact on your intention to stay or leave the [Service]? Service morale.

		Officers					Other Ranks					Total					Percentages	
		2012	2013	2014	2015	2016	2012	2013	2014	2015	2016	2012	2013	2014	2015	2016		
Tri-Service	Increases my intentions to stay	22	22	22	22	24	30 **	28	25	26	26	28 **	27	25	26	25		
	Has no effect on my intentions to stay or leave	32	31	32	34	33	38 **	33	37 **	35	33	37 **	33	36 **	34	33		
	Increases my intentions to leave	46	47 **	46	43	43	33 **	39	38 **	39	41	35 **	40	39 **	40	41		
	<i>Unweighted count</i>						3 327						8 837					
Royal Navy	Increases my intentions to stay	21	21	21	17	18	21 **	20	17	18	17	21 **	20 **	18	17	17		
	Has no effect on my intentions to stay or leave	37	35	35	33	34	42 **	38 **	32	32	33	41 **	38 **	33	32	33		
	Increases my intentions to leave	43	43	44	50	48	37 **	42 **	50	51	50	38 **	42 **	49	51	50		
	<i>Unweighted count</i>						949						1 694					
Royal Marines	Increases my intentions to stay	36	35	36	39	38	31	33	33	33	33	31	33	33	33	33		
	Has no effect on my intentions to stay or leave	33	40	44	38	38	37	42 **	41 **	39	38	37	42 **	42 **	39	38		
	Increases my intentions to leave	31	25	20	23	24	32	25 **	26 **	28	29	32 **	25 **	25 **	28	29		
	<i>Unweighted count</i>						299						2 612					
Army	Increases my intentions to stay	21 **	21	22	23	26	32	29	27	29	28	30	28	26	28	28		
	Has no effect on my intentions to stay or leave	32	30	30	34	32	38 **	32	39 **	35	33	37 **	32	37 **	35	33		
	Increases my intentions to leave	46	49 **	49 **	43	42	30 **	39	35 **	37	39	32 **	40	37	38	39		
	<i>Unweighted count</i>						1 193						2 666					
RAF	Increases my intentions to stay	24	24	23	24	23	29 **	28 **	25	25	22	28 **	27 **	25	24	22		
	Has no effect on my intentions to stay or leave	28 **	28 **	33	36	33	33	33	33	35	33	32	32	33	35	33		
	Increases my intentions to leave	48	48	44	40	44	38 **	40 **	42	40 **	45	40 **	42	42	40 **	44		
	<i>Unweighted count</i>						886						1 865					

** denotes the estimate is significantly different to the 2016 estimate (99% confidence level).

AFCAS 2016 Section 12 - Your Future Plans

Source: Defence Statistics (Surveys)

Table B12.19 How do the following factors impact on your intention to stay or leave the [Service]? Amount of pay.

		Officers					Other Ranks					Total					Percentages
		2012	2013	2014	2015	2016	2012	2013	2014	2015	2016	2012	2013	2014	2015	2016	
Tri-Service	Increases my intentions to stay	35	34	36	37	35	37	36	35	38 **	35	36	36	35	38 **	35	
	Has no effect on my intentions to stay or leave	33 **	31 **	29 **	27	26	32 **	29 **	30 **	24	24	32 **	29 **	30 **	25	25	
	Increases my intentions to leave	32 **	35 **	34 **	36 **	39	31 **	35 **	35 **	38	41	31 **	35 **	35 **	38 **	40	
	<i>Unweighted count</i>	3 329					8 855					12 184					
Royal Navy	Increases my intentions to stay	37	34	34	34	36	37 **	32	29	32	30	37 **	32	30	33	32	
	Has no effect on my intentions to stay or leave	33 **	32 **	30	27	26	33 **	28 **	29 **	23	23	33 **	29 **	29 **	24	24	
	Increases my intentions to leave	30 **	34	37	39	38	30 **	40 **	42 **	45	47	30 **	38 **	41 **	44	45	
	<i>Unweighted count</i>	949					1 700					2 649					
Royal Marines	Increases my intentions to stay	28	26 **	29	34	34	22 **	26	24	28	27	22 **	26	25 **	29	27	
	Has no effect on my intentions to stay or leave	27	29	27	25	25	24	27 **	26 **	23	23	25	27 **	26 **	23	23	
	Increases my intentions to leave	44	46	45	41	41	54 **	47 **	50	49	50	53 **	47	49	48	49	
	<i>Unweighted count</i>	299					2 619					2 918					
Army	Increases my intentions to stay	33	31	36	37	33	36	36	35	38	37	36	35	35	38	36	
	Has no effect on my intentions to stay or leave	33 **	32	29	28	27	34 **	30	32 **	26	27	34 **	31 **	32 **	26	27	
	Increases my intentions to leave	34 **	37	35	34 **	40	30 **	34	32 **	36	36	31 **	34	33 **	36	37	
	<i>Unweighted count</i>	1 194					2 668					3 862					
RAF	Increases my intentions to stay	39	39	40	40	38	40 **	41 **	40 **	42 **	35	40 **	41 **	40 **	42 **	36	
	Has no effect on my intentions to stay or leave	33 **	29	29	26	25	29 **	25 **	25 **	20	19	30 **	25 **	26 **	21	20	
	Increases my intentions to leave	28 **	32	31 **	34	37	31 **	34 **	35 **	38 **	46	30 **	34 **	34 **	37 **	44	
	<i>Unweighted count</i>	887					1 868					2 755					

** denotes the estimate is significantly different to the 2016 estimate (99% confidence level).

AFCAS 2016 Section 12 - Your Future Plans

Source: Defence Statistics (Surveys)

Table B12.20 How do the following factors impact on your intention to stay or leave the [Service]? Amount of allowances.

		Officers					Other Ranks					Total					Percentages
		2012	2013	2014	2015	2016	2012	2013	2014	2015	2016	2012	2013	2014	2015	2016	
Tri-Service	Increases my intentions to stay	22 **	24 **	26	29	27	31 **	31	31	36	33	29 **	30	30 **	35 **	32	
	Has no effect on my intentions to stay or leave	39	40	42	40	40	42 **	41 **	42 **	37	37	41 **	41 **	42 **	38	38	
	Increases my intentions to leave	39 **	35	33	31	33	28	28	27 **	27	30	30	29	28 **	28 **	30	
	<i>Unweighted count</i>	3 331					8 850					12 181					
Royal Navy	Increases my intentions to stay	22 **	26	24 **	25	29	30	28 **	26 **	30	33	28 **	27 **	25 **	29	32	
	Has no effect on my intentions to stay or leave	42	39	41	42	39	43 **	42 **	42 **	39	37	43 **	41 **	42 **	39	38	
	Increases my intentions to leave	36	36	35	34	32	27	31	32	32	30	29	32	33	32	31	
	<i>Unweighted count</i>	947					1 697					2 644					
Royal Marines	Increases my intentions to stay	22 **	19 **	23 **	27	32	22 **	26 **	26 **	31	32	22 **	25 **	25 **	30	32	
	Has no effect on my intentions to stay or leave	35	39	35	41 **	33	37 **	39 **	39 **	36	34	37 **	39 **	39 **	36 **	34	
	Increases my intentions to leave	42	42	41	33	35	41 **	35	35	33	34	41 **	36	36	33	34	
	<i>Unweighted count</i>	299					2 615					2 914					
Army	Increases my intentions to stay	23 **	25	28	32	28	32	32	32	38	34	31	31	31	37	33	
	Has no effect on my intentions to stay or leave	39	41	43	38	40	42 **	41	44 **	37	38	42	41	44 **	37	38	
	Increases my intentions to leave	38 **	34	29	30	32	25	27	24	26	28	27	28	25 **	26	28	
	<i>Unweighted count</i>	1 197					2 670					3 867					
RAF	Increases my intentions to stay	21	23	24	27	24	28	32	33	36 **	31	26 **	30	31	34 **	30	
	Has no effect on my intentions to stay or leave	38	41	40	41	41	39	40	38	38	36	39	40	38	38	37	
	Increases my intentions to leave	41 **	35	36	32	35	33	28 **	29	27 **	33	35	30 **	31	28 **	33	
	<i>Unweighted count</i>	888					1 868					2 756					

** denotes the estimate is significantly different to the 2016 estimate (99% confidence level).

AFCAS 2016 Section 12 - Your Future Plans

Source: Defence Statistics (Surveys)

Table B12.21 How do the following factors impact on your intention to stay or leave the [Service]? Opportunities for career development.

		Officers					Other Ranks					Total					Percentages
		2012	2013	2014	2015	2016	2012	2013	2014	2015	2016	2012	2013	2014	2015	2016	
Tri-Service	Increases my intentions to stay	38	35	38	37	38	42	41	40	41	40	41	40	40	41	40	
	Has no effect on my intentions to stay or leave	36	36	36	36	36	39	37	38	35	36	38	37	38	35	36	
	Increases my intentions to leave	26	28	26	27	27	20 **	22	22	23	23	21 **	23	22	24	24	
	<i>Unweighted count</i>	3 325					8 853					12 178					
Royal Navy	Increases my intentions to stay	40	35	38	35	37	38	37	32 **	36	37	38	37	33 **	36	37	
	Has no effect on my intentions to stay or leave	34	36	34	34	35	41 **	39	42 **	38	37	40 **	39	40 **	37	36	
	Increases my intentions to leave	26	29	28	31	28	21 **	23	26	26	26	22 **	25	27	27	26	
	<i>Unweighted count</i>	950					1 700					2 650					
Royal Marines	Increases my intentions to stay	36	30 **	36	40	40	37	35	35	35	35	37	34	35	36	35	
	Has no effect on my intentions to stay or leave	40	43 **	37	39	33	42 **	45 **	42 **	38	38	41 **	45 **	42 **	38	37	
	Increases my intentions to leave	25	27	27	22	27	21 **	20 **	23 **	26	28	21 **	21 **	23 **	26	28	
	<i>Unweighted count</i>	296					2 614					2 910					
Army	Increases my intentions to stay	38	36	41	39	39	42	41	41	43	42	42	40	41	43	42	
	Has no effect on my intentions to stay or leave	37	38	36	37	37	38	37	39	34	36	38	37	38	35	36	
	Increases my intentions to leave	25	26	23	24	23	20	22	21	23	22	21	23	21	23	22	
	<i>Unweighted count</i>	1 193					2 672					3 865					
RAF	Increases my intentions to stay	36	35	34	34	35	44 **	45 **	44 **	42	39	42 **	43 **	42 **	40	38	
	Has no effect on my intentions to stay or leave	36	32	37	36	34	37	35	35	36	36	37	34	35	36	36	
	Increases my intentions to leave	28	33	29	30	31	19 **	20 **	21	23	24	21 **	23 **	23	24	26	
	<i>Unweighted count</i>	886					1 867					2 753					

** denotes the estimate is significantly different to the 2016 estimate (99% confidence level).

AFCAS 2016 Section 12 - Your Future Plans

Source: Defence Statistics (Surveys)

Table B12.22 How do the following factors impact on your intention to stay or leave the [Service]? Opportunities for personal development.

		Officers					Other Ranks					Total					Percentages
		2012	2013	2014	2015	2016	2012	2013	2014	2015	2016	2012	2013	2014	2015	2016	
Tri-Service	Increases my intentions to stay	41	39	42	40	41	45	43	44	43	43	44	43	43	42	43	
	Has no effect on my intentions to stay or leave	37	39	36	39	37	38	37	37	36	36	38	37	37	36	36	
	Increases my intentions to leave	21	22	21	21	22	17 **	20	20	21	21	18 **	20	20	21	21	
	<i>Unweighted count</i>	3 326					8 842					12 168					
Royal Navy	Increases my intentions to stay	41	39	39	37	39	40	40	34 **	36 **	40	40	39	35 **	36 **	40	
	Has no effect on my intentions to stay or leave	38	39	39	39	37	43 **	40	42 **	41	37	42 **	40	41 **	41 **	37	
	Increases my intentions to leave	21	23	22	24	24	18 **	20	24	23	23	18 **	21	23	23	23	
	<i>Unweighted count</i>	947					1 698					2 645					
Royal Marines	Increases my intentions to stay	37	35	37	39	41	41	37	38	39	38	41	37	38	39	38	
	Has no effect on my intentions to stay or leave	40 **	39	35	37	31	38	43 **	41 **	37	37	39	42 **	40 **	37	36	
	Increases my intentions to leave	23	26	28	24	28	21 **	20 **	21 **	24	25	21 **	21 **	22 **	24	25	
	<i>Unweighted count</i>	297					2 612					2 909					
Army	Increases my intentions to stay	41	38	44	42	42	43	42	44	43	43	43	42	44	43	43	
	Has no effect on my intentions to stay or leave	36	40	35	37	37	38	36	36	35	35	37	37	36	35	35	
	Increases my intentions to leave	23	22	21	21	21	19	22	21	22	22	20	22	21	22	22	
	<i>Unweighted count</i>	1 194					2 667					3 861					
RAF	Increases my intentions to stay	44	43	43	39	41	52 **	50 **	51 **	48	45	50 **	49 **	49 **	46	44	
	Has no effect on my intentions to stay or leave	38	36	37	42	38	37	35	34	35	37	37	36	35	37	38	
	Increases my intentions to leave	18	21	20	19	21	11 **	14 **	14 **	17	18	12 **	16	16 **	18	18	
	<i>Unweighted count</i>	888					1 865					2 753					

** denotes the estimate is significantly different to the 2016 estimate (99% confidence level).

AFCAS 2016 Section 12 - Your Future Plans

Source: Defence Statistics (Surveys)

Table B12.23 How do the following factors impact on your intention to stay or leave the [Service]? Opportunities for sport.

		Officers					Other Ranks					Total					Percentages
		2012	2013	2014	2015	2016	2012	2013	2014	2015	2016	2012	2013	2014	2015	2016	
Tri-Service	Increases my intentions to stay	43	42	45	45	45	46	44 **	45 **	48	48	45	44 **	45 **	47	47	
	Has no effect on my intentions to stay or leave	45	46	44	46	46	45	45	45	41	43	45	45	45	42	44	
	Increases my intentions to leave	12 **	11 **	11 **	9	9	9	11	11	11 **	9	10	11 **	11 **	11 **	9	
	<i>Unweighted count</i>	3 325					8 848					12 173					
Royal Navy	Increases my intentions to stay	42	38 **	40	41	43	42	40	37 **	38 **	44	42	40 **	38 **	39 **	44	
	Has no effect on my intentions to stay or leave	49	50	48	49	45	48	49	48	47	45	49 **	49 **	48	48	45	
	Increases my intentions to leave	8	13	13	10	11	10	11	15 **	14	11	9	12	14 **	13	11	
	<i>Unweighted count</i>	945					1 700					2 645					
Royal Marines	Increases my intentions to stay	37	33 **	40	43	42	40 **	40 **	43 **	46	46	40 **	40 **	42 **	45	45	
	Has no effect on my intentions to stay or leave	48	48	46	42	43	45 **	44	43	41	41	46 **	44 **	43	41	41	
	Increases my intentions to leave	14	19	14	15	15	15	16 **	15	14	13	15	16 **	14	14	14	
	<i>Unweighted count</i>	299					2 614					2 913					
Army	Increases my intentions to stay	43	44	49	50	48	44	43 **	44 **	49	48	44 **	43 **	45	49	48	
	Has no effect on my intentions to stay or leave	43	45	39	42	44	45	45	45	38	42	45	45	44	39 **	42	
	Increases my intentions to leave	14 **	11	12 **	9	8	10	12	11	12	10	11	12	11	12	9	
	<i>Unweighted count</i>	1 195					2 669					3 864					
RAF	Increases my intentions to stay	44	44	41	40	39	53 **	51	51	50	49	51 **	49	49	48	46	
	Has no effect on my intentions to stay or leave	45 **	46 **	49	50	53	41 **	43	42	44	46	42 **	43 **	44 **	45	47	
	Increases my intentions to leave	11	11	10	9	8	5	6	7	6	6	7	7	7	7	6	
	<i>Unweighted count</i>	886					1 865					2 751					

** denotes the estimate is significantly different to the 2016 estimate (99% confidence level).

new question in 2012

AFCAS 2016 Section 12 - Your Future Plans

Source: Defence Statistics (Surveys)

Table B12.24 How do the following factors impact on your intention to stay or leave the [Service]? Opportunities for Adventure Training.

		Officers					Other Ranks					Total					Percentages
		2012	2013	2014	2015	2016	2012	2013	2014	2015	2016	2012	2013	2014	2015	2016	
Tri-Service	Increases my intentions to stay	44	41 **	44	45	46	44	42 **	43 **	46	45	44	42 **	43 **	45	46	
	Has no effect on my intentions to stay or leave	43	47	45	46	45	45	45	46	43	43	45	46	45	43	44	
	Increases my intentions to leave	13 **	11 **	11	9	9	11	13	12	12	11	11	12	11	11	11	
	<i>Unweighted count</i>	3 327					8 855					12 182					
Royal Navy	Increases my intentions to stay	42	37 **	38	41	43	38	37 **	36 **	37 **	42	39	37 **	36 **	38 **	43	
	Has no effect on my intentions to stay or leave	48	50	49	50	46	52 **	51 **	49	50	47	51 **	51 **	49	50	46	
	Increases my intentions to leave	10	13	12	9	11	10	12	15 **	14	11	10	12	15 **	12	11	
	<i>Unweighted count</i>	946					1 700					2 646					
Royal Marines	Increases my intentions to stay	38	33	40	42	40	39	38 **	39 **	42	42	39	37 **	39 **	42	42	
	Has no effect on my intentions to stay or leave	45	51	46	45	44	44	45	45 **	42	42	44	45 **	45 **	42	42	
	Increases my intentions to leave	18	16	14	13	17	17	17	16	16	16	17	17	16	15	16	
	<i>Unweighted count</i>	298					2 619					2 917					
Army	Increases my intentions to stay	43 **	42 **	48	49	50	43	41 **	43	47	46	43	41 **	44	48	47	
	Has no effect on my intentions to stay or leave	41	47	42	43	42	44	44	45	40	41	44	45	44	40	41	
	Increases my intentions to leave	16 **	11	11	8	8	13	15	12	13	12	13	14	12	12	12	
	<i>Unweighted count</i>	1 196					2 668					3 864					
RAF	Increases my intentions to stay	47	44	43	41	42	50	49	48	47	46	49 **	48	47	46	45	
	Has no effect on my intentions to stay or leave	42 **	46	47	49	49	45	45	45	47	48	44 **	45	45	48	48	
	Increases my intentions to leave	11	10	11	9	9	6	6	7	6	6	7	7	7	6	7	
	<i>Unweighted count</i>	887					1 868					2 755					

** denotes the estimate is significantly different to the 2016 estimate (99% confidence level).

new question in 2012

AFCAS 2016 Section 12 - Your Future Plans

Source: Defence Statistics (Surveys)

Table B12.25 How do the following factors impact on your intention to stay or leave the [Service]? Promotion prospects.

		Officers					Other Ranks					Total					Percentages
		2012	2013	2014	2015	2016	2012	2013	2014	2015	2016	2012	2013	2014	2015	2016	
Tri-Service	Increases my intentions to stay	37	37	39	38	36	43	43	41	41	41	42	42	41	41	40	
	Has no effect on my intentions to stay or leave	25 **	26	25 **	27	29	31	30	32	30	31	30	29	31	30	31	
	Increases my intentions to leave	37	37	36	34	36	26	27	27	29	27	28	29	28	30	29	
	<i>Unweighted count</i>	3 328					8 853					12 181					
Royal Navy	Increases my intentions to stay	35	34	35	34	32	38	41	36 **	37	40	38	40	36	37	38	
	Has no effect on my intentions to stay or leave	25	22	24	24	25	36	34	35	35	35	34	31	33	32	32	
	Increases my intentions to leave	41	44	41	42	43	25	25	29 **	28	25	29	29	31	31	29	
	<i>Unweighted count</i>	950					1 701					2 651					
Royal Marines	Increases my intentions to stay	38	38	41	44	41	41 **	41 **	38 **	37	35	41 **	41 **	38 **	38	36	
	Has no effect on my intentions to stay or leave	20	25	26	30	23	38 **	39 **	39 **	35	34	36 **	38 **	38 **	35	33	
	Increases my intentions to leave	42	37	34	26 **	36	21 **	20 **	23 **	28 **	31	23 **	22 **	24 **	28 **	31	
	<i>Unweighted count</i>	297					2 613					2 910					
Army	Increases my intentions to stay	42	40	45	43	40	45	45	44	44	44	45	44	44	44	44	
	Has no effect on my intentions to stay or leave	26 **	29	26 **	29	31	31	29	32	29	31	30	29	31	29	31	
	Increases my intentions to leave	32	31	30	28	28	24	26	24	27	25	25	26	25	27	25	
	<i>Unweighted count</i>	1 194					2 670					3 864					
RAF	Increases my intentions to stay	31	33	32	32	30	38	40 **	39	36	35	37	39 **	37 **	35	34	
	Has no effect on my intentions to stay or leave	25	26	25	27	27	27	26	27	29	29	26	26	27	28	28	
	Increases my intentions to leave	44	41	43	41	43	35	34	33	36	36	37	35	36	37	38	
	<i>Unweighted count</i>	887					1 869					2 756					

** denotes the estimate is significantly different to the 2016 estimate (99% confidence level).

AFCAS 2016 Section 12 - Your Future Plans

Source: Defence Statistics (Surveys)

Table B12.26 How do the following factors impact on your intention to stay or leave the [Service]? Healthcare provision.

		Officers					Other Ranks					Total					Percentages
		2012	2013	2014	2015	2016	2012	2013	2014	2015	2016	2012	2013	2014	2015	2016	
Tri-Service	Increases my intentions to stay	60	57 **	59	59	61	67	66	66	68	67	66	64	65	66	66	
	Has no effect on my intentions to stay or leave	37	39 **	37	38 **	35	30	30	30	28	30	31	32	31	30	31	
	Increases my intentions to leave	4	5	4	3	4	3	4	4	4	4	3	4	4	4	4	
	<i>Unweighted count</i>	3 322					8 844					12 166					
Royal Navy	Increases my intentions to stay	62	60	57	60	57	62	62	61	63	63	62	61	60	62	62	
	Has no effect on my intentions to stay or leave	35	38	39	37	39	34	34	34	32	34	34	35	36	33	35	
	Increases my intentions to leave	2	2	3	3	3	4	4	5 **	5	3	4	4	5	5	3	
	<i>Unweighted count</i>	946					1 701					2 647					
Royal Marines	Increases my intentions to stay	65	61	63	68	63	65	65	65	70 **	66	65	65	65	70 **	66	
	Has no effect on my intentions to stay or leave	34	37	35	31	34	31	32 **	32	26 **	29	31	33 **	32	26 **	30	
	Increases my intentions to leave	1	2	2	1	3	4	3 **	4	4	4	4	3 **	4	4	4	
	<i>Unweighted count</i>	298					2 610					2 908					
Army	Increases my intentions to stay	55 **	54 **	58	56	61	67	65	66	69	67	65	64	65	67	66	
	Has no effect on my intentions to stay or leave	40	42 **	38	41 **	36	30	31	30	28	29	31	32	32	30	30	
	Increases my intentions to leave	4	5	4	3	4	3	4	4	4	4	3	4	4	4	4	
	<i>Unweighted count</i>	1 192					2 666					3 858					
RAF	Increases my intentions to stay	64	60 **	61	63	66	71	71	70	69	68	70	68	68	68	68	
	Has no effect on my intentions to stay or leave	32	34 **	33	33	29	26	27	27	29	29	28	29	28	29	29	
	Increases my intentions to leave	4	6	6	4	6	2	3	3	3	3	3	3	4	3	4	
	<i>Unweighted count</i>	886					1 867					2 753					

** denotes the estimate is significantly different to the 2016 estimate (99% confidence level).

AFCAS 2016 Section 12 - Your Future Plans

Source: Defence Statistics (Surveys)

Table B12.27 How do the following factors impact on your intention to stay or leave the [Service]? Dental provision.

		Officers					Other Ranks					Total					Percentages
		2012	2013	2014	2015	2016	2012	2013	2014	2015	2016	2012	2013	2014	2015	2016	
Tri-Service	Increases my intentions to stay	61	59 **	60	60	63	69	67	67	69	68	67	66	66	67	67	
	Has no effect on my intentions to stay or leave	36	37	36	37	34	29	30	30	28	29	30	31	31	29	30	
	Increases my intentions to leave	3	4	4	3	3	3	3	3	3	3	3	3	3	3	3	
	<i>Unweighted count</i>	3 327					8 848					12 175					
Royal Navy	Increases my intentions to stay	64	62	59	61	59	65	63	63	63	64	64	63	62	63	63	
	Has no effect on my intentions to stay or leave	35	36	38	36	38	33	34	34	33	33	33	34	35	33	35	
	Increases my intentions to leave	1	2	3	3	2	3	3	4	4	3	3	3	4	4	3	
	<i>Unweighted count</i>	950					1 702					2 652					
Royal Marines	Increases my intentions to stay	67	62	65	69	64	67	67	66	71 **	67	67	66	66	71 **	67	
	Has no effect on my intentions to stay or leave	32	37	33	31	33	30	31	30	25 **	29	30	32 **	30	25 **	29	
	Increases my intentions to leave	0 **	1	2	1	3	4	2 **	4	4	4	3	2 **	4	4	4	
	<i>Unweighted count</i>	298					2 612					2 910					
Army	Increases my intentions to stay	57	56 **	60	57	62	69	66	66	70	69	67	65	65	68	68	
	Has no effect on my intentions to stay or leave	39	40	37	41 **	35	29	31	31	27	29	30	32	32	29	30	
	Increases my intentions to leave	4	4	3	3	3	3	3	3	3	3	3	3	3	3	3	
	<i>Unweighted count</i>	1 193					2 665					3 858					
RAF	Increases my intentions to stay	65	62	62	64	66	72	71	71	70	69	70	69	69	68	69	
	Has no effect on my intentions to stay or leave	32	33	32	32	29	26	27	27	28	28	28	28	28	29	28	
	Increases my intentions to leave	3	6	6	4	5	2	2	2	2	2	2	3	3	3	3	
	<i>Unweighted count</i>	886					1 869					2 755					

** denotes the estimate is significantly different to the 2016 estimate (99% confidence level).

new question in 2011

AFCAS 2016 Section 12 - Your Future Plans

Source: Defence Statistics (Surveys)

Table B12.28 How do the following factors impact on your intention to stay or leave the [Service]? Mental health provision.

		Officers					Other Ranks					Total					Percentages
		2012	2013	2014	2015	2016	2012	2013	2014	2015	2016	2012	2013	2014	2015	2016	
Tri-Service	Increases my intentions to stay	35	33 **	33 **	25 **	36	50	49	48	41 **	50	47	46	45 **	38 **	48	
	Has no effect on my intentions to stay or leave	63 **	64 **	64 **	72 **	59	46	47	48 **	53 **	45	49	50 **	51 **	56 **	47	
	Increases my intentions to leave	3 **	3 **	4	3 **	4	4 **	4 **	4	6	5	4 **	4 **	4	5	5	
	<i>Unweighted count</i>					3 325					8 842					12 167	
Royal Navy	Increases my intentions to stay	29	30	28	24 **	30	41	41	39	33 **	42	38	38	36	31 **	39	
	Has no effect on my intentions to stay or leave	69	68	69	74 **	66	56 **	55	55	60 **	51	59 **	58	58 **	63 **	55	
	Increases my intentions to leave	2 **	2 **	3	2	4	3 **	4 **	6	6	7	3 **	4 **	5	5	6	
	<i>Unweighted count</i>					946					1 700					2 646	
Royal Marines	Increases my intentions to stay	38	38	41	33	37	47 **	49	48 **	45 **	51	46 **	47	47 **	43 **	49	
	Has no effect on my intentions to stay or leave	60	61	57	66	59	48 **	48 **	48 **	50 **	43	50 **	49 **	49 **	52 **	45	
	Increases my intentions to leave	2	2	1	2	4	5 **	4 **	4 **	5	6	4 **	3 **	4 **	5	6	
	<i>Unweighted count</i>					297					2 612					2 909	
Army	Increases my intentions to stay	35	33 **	35	25 **	39	53	51	49	44 **	53	51	49	47 **	41 **	51	
	Has no effect on my intentions to stay or leave	61	64 **	61	72 **	57	42	44	46 **	49 **	42	45	47	49 **	53 **	44	
	Increases my intentions to leave	3	3	4	3	5	4	4	4	6	5	4	4	4	6	5	
	<i>Unweighted count</i>					1 194					2 663					3 857	
RAF	Increases my intentions to stay	36	35	32	27 **	37	48	50	50	37 **	49	45	47	46	35 **	46	
	Has no effect on my intentions to stay or leave	61	62	65 **	70 **	59	50	48	47	60 **	47	52	51	51	62 **	50	
	Increases my intentions to leave	2 **	3	4	3	5	2	2	3	3	3	2 **	2 **	3	3	4	
	<i>Unweighted count</i>					888					1 867					2 755	

** denotes the estimate is significantly different to the 2016 estimate (99% confidence level).

new question in 2011

AFCAS 2016 Section 12 - Your Future Plans

Source: Defence Statistics (Surveys)

Table B12.29 How do the following factors impact on your intention to stay or leave the [Service]? Pension

		Officers					Other Ranks					Total					Percentages
		2012	2013	2014	2015	2016	2012	2013	2014	2015	2016	2012	2013	2014	2015	2016	
Tri-Service	Increases my intentions to stay	65 **	61	63	60	61	59 **	52 **	51 **	49 **	46	60 **	54 **	53 **	51	49	
	Has no effect on my intentions to stay or leave	16	16	16	20	18	24	26	26	24	25	23	24	24	23	24	
	Increases my intentions to leave	19 **	23	22	20	21	17 **	22 **	23 **	27	29	17 **	22 **	23 **	26	27	
	<i>Unweighted count</i>					3 320					8 848					12 168	
Royal Navy	Increases my intentions to stay	71 **	62	63	60	62	59 **	47	41 **	41 **	46	62 **	50	46	45 **	49	
	Has no effect on my intentions to stay or leave	15	16	18	19	19	27	24	26	27	24	24	22	24	25	23	
	Increases my intentions to leave	13 **	22	20	21	19	14 **	29	33	32	30	14 **	27	30	30	28	
	<i>Unweighted count</i>					948					1 700					2 648	
Royal Marines	Increases my intentions to stay	57	51	58	60	58	51 **	50	51 **	52 **	48	52 **	50	52 **	53 **	49	
	Has no effect on my intentions to stay or leave	19	21	21	22	23	25 **	28	27	26	28	24 **	28	26	26	27	
	Increases my intentions to leave	24	28 **	21	17	19	24	21 **	21 **	22 **	25	24	22	21 **	21 **	24	
	<i>Unweighted count</i>					298					2 614					2 912	
Army	Increases my intentions to stay	64	61	63	60	60	60 **	53 **	53 **	50 **	45	60 **	54 **	54 **	51 **	47	
	Has no effect on my intentions to stay or leave	16	17	15	21	18	25	27	28	25	26	24	26	26	25	25	
	Increases my intentions to leave	20	22	23	19	23	16 **	20 **	19 **	25	29	16 **	20 **	20 **	24 **	28	
	<i>Unweighted count</i>					1 192					2 666					3 858	
RAF	Increases my intentions to stay	65	63	63	61	62	60 **	56 **	54 **	52	49	61 **	57 **	56 **	54	52	
	Has no effect on my intentions to stay or leave	15	14	15	17	16	20	21	20	20	22	19	19	19	19	21	
	Increases my intentions to leave	19	24	22	22	21	20 **	23 **	26	29	29	20 **	24 **	25	27	27	
	<i>Unweighted count</i>					882					1 868					2 750	

** denotes the estimate is significantly different to the 2016 estimate (99% confidence level).

AFCAS 2016 Section 12 - Your Future Plans

Source: Defence Statistics (Surveys)

Table B12.30 How do the following factors impact on your intention to stay or leave the [Service]? Opportunities for flexible working conditions.

		Officers					Other Ranks					Total					Percentages
		2012	2013	2014	2015	2016	2012	2013	2014	2015	2016	2012	2013	2014	2015	2016	
Tri-Service	Increases my intentions to stay	29	28	28	29	27	33	31	29	31	31	32	31	29	31	30	
	Has no effect on my intentions to stay or leave	52	51	48	46 **	51	47 **	46 **	45	41	43	48 **	47 **	45	42	44	
	Increases my intentions to leave	19 **	21	24	25	22	20 **	23 **	26	28	26	20 **	23 **	26	27	26	
	<i>Unweighted count</i>	3 318					8 837					12 155					
Royal Navy	Increases my intentions to stay	27	27	24 **	26	29	28	25 **	22 **	27	28	28	25 **	23 **	26	29	
	Has no effect on my intentions to stay or leave	52 **	47	48	44	43	49 **	46 **	42	40	40	50 **	47 **	43	41	40	
	Increases my intentions to leave	21 **	26	28	30	27	23 **	29	36 **	34	32	22 **	28	34 **	33	31	
	<i>Unweighted count</i>	945					1 700					2 645					
Royal Marines	Increases my intentions to stay	33	28	28	28	27	31	33	31	34	33	31	33	31	33	32	
	Has no effect on my intentions to stay or leave	43	48	47	42	42	44 **	45 **	42 **	39	39	44 **	46 **	43 **	39	39	
	Increases my intentions to leave	24	24	25	29	31	25 **	21 **	26	27	28	25 **	22 **	26	28	28	
	<i>Unweighted count</i>	293					2 614					2 907					
Army	Increases my intentions to stay	28 **	27	27	29 **	23	34	31	29	32	31	33	30	28	32	30	
	Has no effect on my intentions to stay or leave	53	53	48 **	46 **	56	45	46	45	39	42	46	47	46	40	44	
	Increases my intentions to leave	19	21	25	24	21	21 **	23	26	29	27	21 **	23	26	28	26	
	<i>Unweighted count</i>	1 195					2 659					3 854					
RAF	Increases my intentions to stay	32	32	31	31	32	34	36	35	33	32	34	35	34	32	32	
	Has no effect on my intentions to stay or leave	51	50	48	48	48	52	47	46	47	48	51	48	47	47	48	
	Increases my intentions to leave	17	18	20	21	19	15 **	17	18	21	20	15 **	17	19	21	20	
	<i>Unweighted count</i>	885					1 864					2 749					

** denotes the estimate is significantly different to the 2016 estimate (99% confidence level).

AFCAS 2016 Section 12 - Your Future Plans

Source: Defence Statistics (Surveys)

Table B12.31 How do the following factors impact on your intention to stay or leave the [Service]? Excitement of the job.

		Officers					Other Ranks					Total					Percentages	
		2012	2013	2014	2015	2016	2012	2013	2014	2015	2016	2012	2013	2014	2015	2016		
Tri-Service	Increases my intentions to stay	61	58	59	59	60	44 **	42	39	40	40	46 **	45	42	43	44		
	Has no effect on my intentions to stay or leave	28	30	28	28	28	37	36	38	34	36	35	35	36	33	34		
	Increases my intentions to leave	11	12	13	13	12	19 **	22	24	26	24	18 **	20	22	23	22		
	<i>Unweighted count</i>						3 326						8 847					
Royal Navy	Increases my intentions to stay	58	54	55	54	58	35	32	28 **	32	35	40	37 **	34 **	37 **	41		
	Has no effect on my intentions to stay or leave	29	33	31	32	29	42 **	42 **	41 **	39	36	39 **	40 **	38 **	37	35		
	Increases my intentions to leave	13	14	14	14	13	23 **	26	31	30	28	21 **	23	27	26	25		
	<i>Unweighted count</i>						950						1 701					
Royal Marines	Increases my intentions to stay	68	61	60	65	62	47	46	46	46	46	49	47	47	48	48		
	Has no effect on my intentions to stay or leave	24	27	27	22	28	34	36 **	35	34	33	33	35 **	34	33	32		
	Increases my intentions to leave	8	12	13	12	10	19	18 **	19	20	21	18	17 **	19	19	20		
	<i>Unweighted count</i>						297						2 613					
Army	Increases my intentions to stay	61	59	60	59	60	44	43	38	40	41	47	45	41	43	44		
	Has no effect on my intentions to stay or leave	28	29	28	27	28	36	34	39	33	35	35	33	37	32	34		
	Increases my intentions to leave	12	13	12	14	12	20 **	23	23	27	24	18 **	21	21	25	22		
	<i>Unweighted count</i>						1 193						2 667					
RAF	Increases my intentions to stay	63	59	61	63	60	47 **	46 **	45	43	41	50 **	49 **	49	48	45		
	Has no effect on my intentions to stay or leave	28	29	26	27	26	37	36	34	35	37	35	35	33	33	35		
	Increases my intentions to leave	10 **	11	13	11	13	17 **	17 **	21	22	22	15 **	16 **	19	19	20		
	<i>Unweighted count</i>						886						1 866					

** denotes the estimate is significantly different to the 2016 estimate (99% confidence level).

AFCAS 2016 Section 12 - Your Future Plans

Source: Defence Statistics (Surveys)

Table B12.32 How do the following factors impact on your intention to stay or leave the [Service]? Financial Incentives available to me e.g. Commitment Bonus.

		Officers					Other Ranks					Total					Percentages
		2012	2013	2014	2015	2016	2012	2013	2014	2015	2016	2012	2013	2014	2015	2016	
Tri-Service	Increases my intentions to stay	29 **	30 **	31	36	34	47 **	47 **	46 **	46	43	45	44	44	44	42	
	Has no effect on my intentions to stay or leave	59 **	56 **	56 **	48	49	41 **	41 **	41 **	35	36	44 **	43 **	43 **	37	38	
	Increases my intentions to leave	12 **	14	13 **	16	17	12 **	13 **	13 **	19	21	12 **	13 **	13 **	19	20	
	<i>Unweighted count</i>					2 212					7 709					9 921	
Royal Navy	Increases my intentions to stay	26	30	26	32	31	43	43	38	40	40	40	40	36	38	38	
	Has no effect on my intentions to stay or leave	62 **	55	59 **	49	52	46 **	43 **	43 **	37	36	49 **	45 **	46 **	39	39	
	Increases my intentions to leave	12 **	14	15	18	17	12 **	15 **	19 **	23	24	12 **	15 **	18 **	22	23	
	<i>Unweighted count</i>					587					1 430					2 017	
Royal Marines	Increases my intentions to stay	19	20	25	27	21	36 **	41	42 **	43 **	39	34 **	39	41 **	42 **	38	
	Has no effect on my intentions to stay or leave	62	59	60	49	56	40 **	41 **	42 **	36	36	42 **	42 **	43 **	37	37	
	Increases my intentions to leave	19	22	16 **	24	23	25	18 **	16 **	21 **	25	24	18 **	16 **	21 **	25	
	<i>Unweighted count</i>					201					2 420					2 621	
Army	Increases my intentions to stay	26	25	29	34	29	48	47	46	46	43	45	44	44	44	42	
	Has no effect on my intentions to stay or leave	61 **	62 **	59	52	54	42 **	42 **	43 **	36	37	44 **	44 **	45 **	38	39	
	Increases my intentions to leave	12 **	13	12 **	14	17	10 **	12 **	11 **	18	20	11 **	12 **	11 **	18	19	
	<i>Unweighted count</i>					811					2 379					3 190	
RAF	Increases my intentions to stay	38 **	41	38 **	45	47	51	52 **	53 **	51	47	48	50	51	49	47	
	Has no effect on my intentions to stay or leave	51 **	45 **	50 **	41	37	36 **	35	33	32	31	39 **	37 **	36 **	33	32	
	Increases my intentions to leave	11 **	15	12	15	16	13 **	13 **	13 **	18 **	22	13 **	13 **	13 **	17 **	21	
	<i>Unweighted count</i>					613					1 480					2 093	

** denotes the estimate is significantly different to the 2016 estimate (99% confidence level).

(1) minor wording change in 2011. (2) n/a option excluded from the analysis.

AFCAS 2016 Section 12 - Your Future Plans

Source: Defence Statistics (Surveys)

Table B12.33 How do the following factors impact on your intention to stay or leave the [Service]? Spouse/partner's career.

		Officers					Other Ranks					Total					Percentages
		2012	2013	2014	2015	2016	2012	2013	2014	2015	2016	2012	2013	2014	2015	2016	
Tri-Service	Increases my intentions to stay	7	7	7	9	8	15	17	16	17	17	13 **	15	14	16	16	
	Has no effect on my intentions to stay or leave	36 **	33 **	31 **	31 **	27	46 **	40	39	39	38	44 **	39 **	37	37	35	
	Increases my intentions to leave	57 **	60 **	62	60 **	65	39 **	43	45	44	45	43 **	47	48	47	49	
	<i>Unweighted count</i>	2 674					6 126					8 800					
Royal Navy	Increases my intentions to stay	7	6	6	8	6	12	11	11	12	11	11	9	10	11	10	
	Has no effect on my intentions to stay or leave	45 **	43 **	45 **	40	35	55 **	51 **	49	46	46	52 **	49 **	48 **	44	43	
	Increases my intentions to leave	48 **	51 **	49 **	53 **	59	33 **	39	40	42	43	37 **	42 **	42 **	45	47	
	<i>Unweighted count</i>	776					1 230					2 006					
Royal Marines	Increases my intentions to stay	6	4	6	8	4	11	13	12	14	14	10	12	11	13	13	
	Has no effect on my intentions to stay or leave	42	44 **	38	35	33	54 **	54 **	53 **	48	47	53 **	52 **	51 **	47	45	
	Increases my intentions to leave	52 **	53 **	56	58	63	34 **	33 **	35 **	37	39	37 **	36 **	38 **	40	42	
	<i>Unweighted count</i>	238					1 717					1 955					
Army	Increases my intentions to stay	7	6	7	8	8	16	18	17	18	19	15	16	15	16	17	
	Has no effect on my intentions to stay or leave	32 **	29	25	25	24	45 **	38	38	39	36	43 **	36	36	37	34	
	Increases my intentions to leave	61 **	65	69	66	68	39 **	44	45	43	45	43 **	47	49	47	49	
	<i>Unweighted count</i>	954					1 827					2 781					
RAF	Increases my intentions to stay	6 **	9	9	11	13	14 **	17	18	20	20	12 **	15	16	18	18	
	Has no effect on my intentions to stay or leave	37 **	32 **	30	32 **	25	42 **	37	32	32	33	41 **	36 **	32	32	31	
	Increases my intentions to leave	57	59	61	57 **	63	44	46	50	49	47	47	49	53	50	51	
	<i>Unweighted count</i>	706					1 352					2 058					

** denotes the estimate is significantly different to the 2016 estimate (99% confidence level).

(1) filtered by those who are married/in a long-term relationship [A247 refers]. (2) n/a option excluded from the analysis.

AFCAS 2016 Section 12 - Your Future Plans

Source: Defence Statistics (Surveys)

Table B12.34 How do the following factors impact on your intention to stay or leave the [Service]? Childcare.

		Officers					Other Ranks					Total					Percentages				
		2012	2013	2014	2015	2016	2012	2013	2014	2015	2016	2012	2013	2014	2015	2016	2012	2013	2014	2015	2016
Tri-Service	Increases my intentions to stay
	Has no effect on my intentions to stay or leave
	Increases my intentions to leave
	<i>Unweighted count</i>																				
Royal Navy	Increases my intentions to stay	6	10	9	9
	Has no effect on my intentions to stay or leave	46	42	43	43
	Increases my intentions to leave	48	48	48	48
	<i>Unweighted count</i>					524					796					1 320					1 320
Royal Marines	Increases my intentions to stay	7	14	13	13
	Has no effect on my intentions to stay or leave	42	45	45	45
	Increases my intentions to leave	50	41	42	42
	<i>Unweighted count</i>					153					981					1 134					1 134
Army	Increases my intentions to stay
	Has no effect on my intentions to stay or leave
	Increases my intentions to leave
	<i>Unweighted count</i>																				
RAF	Increases my intentions to stay
	Has no effect on my intentions to stay or leave
	Increases my intentions to leave
	<i>Unweighted count</i>																				

** denotes the estimate is significantly different to the 2016 estimate (99% confidence level).

(1) new question in 2016. (2) filtered by those who support any children financially [A253 refers]. (3) n/a option excluded from the analysis. (4) asked only of RN/RM.

AFCAS 2016 Section 12 - Your Future Plans

Source: Defence Statistics (Surveys)

Table B12.35 How do the following factors impact on your intention to stay or leave the [Service]? Work/life balance while at sea.

		Officers					Other Ranks					Total					Percentages				
		2012	2013	2014	2015	2016	2012	2013	2014	2015	2016	2012	2013	2014	2015	2016	2012	2013	2014	2015	2016
Tri-Service	Increases my intentions to stay
	Has no effect on my intentions to stay or leave
	Increases my intentions to leave
	<i>Unweighted count</i>																				
Royal Navy	Increases my intentions to stay	9	12	11	11
	Has no effect on my intentions to stay or leave	38	30	32	32
	Increases my intentions to leave	53	58	57	57
	<i>Unweighted count</i>					771					1 583					2 354					2 354
Royal Marines	Increases my intentions to stay	8	15	14	14
	Has no effect on my intentions to stay or leave	46	50	49	49
	Increases my intentions to leave	45	35	36	36
	<i>Unweighted count</i>					214					2 182					2 396					2 396
Army	Increases my intentions to stay
	Has no effect on my intentions to stay or leave
	Increases my intentions to leave
	<i>Unweighted count</i>																				
RAF	Increases my intentions to stay
	Has no effect on my intentions to stay or leave
	Increases my intentions to leave
	<i>Unweighted count</i>																				

** denotes the estimate is significantly different to the 2016 estimate (99% confidence level).

(1) new question in 2016. (2) n/a option excluded from the analysis. (3) asked only of RN/RM.

AFCAS 2016 Section 12 - Your Future Plans

Source: Defence Statistics (Surveys)

Table B12.36 How do the following factors impact on your intention to stay or leave the [Service]? Work/life balance while on shore

		Officers					Other Ranks					Total					Percentages				
		2012	2013	2014	2015	2016	2012	2013	2014	2015	2016	2012	2013	2014	2015	2016	2012	2013	2014	2015	2016
Tri-Service	Increases my intentions to stay
	Has no effect on my intentions to stay or leave
	Increases my intentions to leave
	<i>Unweighted count</i>																				
Royal Navy	Increases my intentions to stay	27	27	27	27
	Has no effect on my intentions to stay or leave	31	35	34	34
	Increases my intentions to leave	41	38	39	39
	<i>Unweighted count</i>					926					1 663					2 589					2 589
Royal Marines	Increases my intentions to stay	17	22	21	21
	Has no effect on my intentions to stay or leave	41	47	46	46
	Increases my intentions to leave	42	31	32	32
	<i>Unweighted count</i>					287					2 452					2 739					2 739
Army	Increases my intentions to stay
	Has no effect on my intentions to stay or leave
	Increases my intentions to leave
	<i>Unweighted count</i>																				
RAF	Increases my intentions to stay
	Has no effect on my intentions to stay or leave
	Increases my intentions to leave
	<i>Unweighted count</i>																				

** denotes the estimate is significantly different to the 2016 estimate (99% confidence level).

(1) new question in 2016. (2) n/a option excluded from the analysis. (3) asked only of RN/RM.

AFCAS 2016 Section 12 - Your Future Plans

Source: Defence Statistics (Surveys)

Table B12.37 How do the following factors impact on your intention to stay or leave the [Service]? Management in my current unit.

		Officers					Other Ranks					Total					Percentages
		2012	2013	2014	2015	2016	2012	2013	2014	2015	2016	2012	2013	2014	2015	2016	
Tri-Service	Increases my intentions to stay	18	18	18	19	16	15	19	16	16	
	Has no effect on my intentions to stay or leave	59	58	57	51	49	49	52	51	50	
	Increases my intentions to leave	24	25	26	31	35	36	30	33	34	
	<i>Unweighted count</i>																
Royal Navy	Increases my intentions to stay	20 **	18 **	18 **	..	34	16 **	14 **	13 **	..	26	17 **	15 **	14 **	..	28	
	Has no effect on my intentions to stay or leave	61 **	61 **	60 **	..	50	59 **	58 **	55 **	..	48	60 **	59 **	56 **	..	48	
	Increases my intentions to leave	18	20 **	21 **	..	16	25	28	33 **	..	26	24	26	30 **	..	24	
	<i>Unweighted count</i>					929					1 631					2 560	
Royal Marines	Increases my intentions to stay	28	22 **	21 **	..	31	12 **	14 **	15 **	..	23	14 **	15 **	16 **	..	24	
	Has no effect on my intentions to stay or leave	62	64 **	61	..	55	57 **	58 **	54	..	54	58 **	59 **	55	..	54	
	Increases my intentions to leave	11	14	18	..	14	30 **	27 **	31 **	..	23	28 **	26 **	30 **	..	22	
	<i>Unweighted count</i>					282					2 482					2 764	
Army	Increases my intentions to stay	18	20	20	22	17	17	21	17	17	
	Has no effect on my intentions to stay or leave	56	54	54	46	44	45	47	45	47	
	Increases my intentions to leave	26	26	27	33	39	38	32	37	36	
	<i>Unweighted count</i>																
RAF	Increases my intentions to stay	14	14	13	14	14	14	14	14	14	
	Has no effect on my intentions to stay or leave	61	60	59	57	55	53	57	56	54	
	Increases my intentions to leave	25	26	28	29	31	33	28	30	32	
	<i>Unweighted count</i>																

** denotes the estimate is significantly different to the 2016 estimate (99% confidence level).

(1) dropped in 2015 but added back in 2016. (2) n/a option excluded from the analysis. (3) asked only of RN/RM.

AFCAS 2016 Section 12 - Your Future Plans

Source: Defence Statistics (Surveys)

Table B12.1 What are your plans for the future?

		Officers: Margin of error +/-%					Other Ranks: Margin of error +/-%					Total: Margin of error +/-%				
		2012	2013	2014	2015	2016	2012	2013	2014	2015	2016	2012	2013	2014	2015	2016
Tri-Service	To stay serving as long as I can	2.1	2.2	2.0	2.1	2.0	2.1	2.3	1.8	2.0	1.7	1.8	1.9	1.5	1.7	1.4
	To stay serving to the end of current engagement/commission	2.1	2.2	2.1	2.2	2.1	1.6	1.6	1.3	1.5	1.3	1.4	1.4	1.1	1.3	1.1
	To leave the [Service] before the end of my current engagement	1.6	1.7	1.8	1.8	1.8	1.2	1.4	1.1	1.3	1.0	1.0	1.2	0.9	1.1	0.9
	To leave the [Service] as soon as I can	0.8	0.8	0.7	0.8	0.8	1.2	1.4	1.0	1.3	1.0	1.0	1.1	0.8	1.1	0.9
	I have put in my notice to leave	0.6	0.6	0.8	0.8	0.8	0.8	0.8	0.7	1.0	0.8	0.7	0.7	0.6	0.9	0.7
	Don't know	1.5	1.7	1.6	1.6	1.6	1.7	1.9	1.5	1.7	1.4	1.4	1.6	1.3	1.5	1.2
<i>Unweighted count</i>																
Royal Navy	To stay serving as long as I can	3.2	3.5	3.4	3.3	3.4	2.6	2.4	2.3	2.8	2.8	2.2	2.0	1.9	2.3	2.3
	To stay serving to the end of current engagement/commission	3.2	3.5	3.5	3.7	3.5	2.1	2.0	2.0	2.4	2.4	1.8	1.8	1.7	2.0	2.0
	To leave the [Service] before the end of my current engagement	2.6	2.8	3.0	3.3	3.1	1.8	1.7	1.9	2.2	2.2	1.5	1.5	1.6	1.8	1.8
	To leave the [Service] as soon as I can	1.1	1.2	1.1	1.4	1.4	1.5	1.5	1.5	2.2	2.1	1.2	1.2	1.2	1.7	1.6
	I have put in my notice to leave	0.8	1.3	1.2	1.3	1.3	1.0	1.1	1.2	1.6	1.3	0.8	0.9	1.0	1.2	1.0
	Don't know	2.6	2.7	2.7	3.0	2.7	2.1	2.1	2.0	2.7	2.6	1.8	1.7	1.7	2.2	2.1
<i>Unweighted count</i>																
Royal Marines	To stay serving as long as I can	5.0	5.2	4.2	5.2	5.3	2.4	2.1	1.8	2.0	1.9	2.2	2.0	1.6	1.9	1.8
	To stay serving to the end of current engagement/commission	4.9	4.9	4.1	4.9	5.4	1.7	1.6	1.3	1.6	1.5	1.6	1.5	1.3	1.5	1.4
	To leave the [Service] before the end of my current engagement	4.2	4.0	3.1	3.8	4.3	1.4	1.4	1.1	1.3	1.2	1.4	1.3	1.0	1.2	1.1
	To leave the [Service] as soon as I can	1.5	1.4	1.3	1.7	2.2	1.3	1.0	0.9	1.1	1.0	1.2	0.9	0.8	1.0	1.0
	I have put in my notice to leave	1.7	1.9	1.4	1.6	1.7	1.3	0.9	0.8	0.8	0.7	1.2	0.8	0.7	0.8	0.7
	Don't know	4.2	4.0	3.2	4.1	3.7	2.1	1.9	1.5	1.8	1.6	1.9	1.8	1.4	1.7	1.4
<i>Unweighted count</i>																
Army	To stay serving as long as I can	3.6	3.7	3.4	3.6	3.2	3.4	3.7	2.8	3.2	2.5	2.9	3.2	2.5	2.8	2.2
	To stay serving to the end of current engagement/commission	3.5	3.7	3.5	3.7	3.3	2.5	2.5	1.9	2.2	1.8	2.2	2.2	1.7	2.0	1.6
	To leave the [Service] before the end of my current engagement	2.7	2.9	2.9	3.1	2.9	1.8	2.3	1.6	2.0	1.5	1.6	2.0	1.4	1.8	1.3
	To leave the [Service] as soon as I can	1.3	1.5	1.1	1.2	1.0	2.0	2.2	1.6	2.1	1.6	1.7	1.9	1.4	1.8	1.4
	I have put in my notice to leave	1.1	1.0	1.3	1.3	1.3	1.4	1.3	1.0	1.6	1.2	1.2	1.1	0.9	1.4	1.1
	Don't know	2.6	3.0	2.7	2.8	2.7	2.8	3.1	2.4	2.8	2.1	2.4	2.7	2.1	2.4	1.8
<i>Unweighted count</i>																
RAF	To stay serving as long as I can	3.4	3.3	3.3	3.3	3.4	2.6	2.8	3.0	2.8	2.8	2.2	2.3	2.4	2.3	2.3
	To stay serving to the end of current engagement/commission	3.7	3.5	3.8	3.6	3.9	2.4	2.6	2.7	2.6	2.7	2.0	2.2	2.2	2.2	2.3
	To leave the [Service] before the end of my current engagement	2.7	2.8	3.1	3.0	3.4	1.5	1.7	1.9	1.9	2.1	1.3	1.5	1.6	1.7	1.8
	To leave the [Service] as soon as I can	1.4	1.3	1.4	1.6	1.8	0.8	1.2	1.2	1.2	1.6	0.7	1.0	1.0	1.0	1.3
	I have put in my notice to leave	1.0	0.9	1.3	1.2	1.5	0.6	0.8	0.9	1.2	1.0	0.5	0.7	0.8	1.0	0.8
	Don't know	2.3	2.3	2.5	2.5	2.7	1.7	2.0	2.0	2.1	2.3	1.5	1.6	1.7	1.7	1.9
<i>Unweighted count</i>																

Key
 Margin of error less than 3%
 Margin of error 3% - 5%
 Margin of error 5% +

Margin of error is half the width of a 99% confidence interval. Darker colours indicate a greater degree of uncertainty in the estimate.

AFCAS 2016 Section 12 - Your Future Plans

Source: Defence Statistics (Surveys)

Table B12.2 How actively have you searched for a job outside the [Service] in the last 12 months?

		Officers: Margin of error +/-%					Other Ranks: Margin of error +/-%					Total: Margin of error +/-%				
		2012	2013	2014	2015	2016	2012	2013	2014	2015	2016	2012	2013	2014	2015	2016
Tri-Service	Very actively	1.4	1.3	1.5	1.2	1.3	1.0
	Quite actively	2.0	2.0	1.9	1.5	1.6	1.3
	Not very actively	2.2	2.1	1.8	1.5	1.6	1.3
	Not at all	2.2	2.1	2.0	1.6	1.7	1.4
	<i>Unweighted count</i>															
Royal Navy	Very actively	2.2	2.1	2.2	2.1	1.8	1.7
	Quite actively	3.4	3.2	2.9	2.7	2.4	2.2
	Not very actively	3.8	3.7	2.8	2.8	2.3	2.3
	Not at all	3.6	3.5	3.0	3.0	2.4	2.4
	<i>Unweighted count</i>															
Royal Marines	Very actively	2.6	2.8	1.4	1.2	1.3	1.1
	Quite actively	4.6	4.6	1.8	1.7	1.7	1.6
	Not very actively	4.9	5.6	1.8	1.7	1.7	1.6
	Not at all	5.3	5.4	2.0	1.8	1.9	1.7
	<i>Unweighted count</i>															
Army	Very actively	2.4	2.1	2.4	1.8	2.1	1.6
	Quite actively	3.4	3.2	2.9	2.3	2.6	2.0
	Not very actively	3.7	3.4	2.8	2.2	2.5	2.0
	Not at all	3.7	3.3	3.2	2.5	2.8	2.2
	<i>Unweighted count</i>															
RAF	Very actively	2.3	2.4	1.9	2.1	1.6	1.7
	Quite actively	3.2	3.5	2.6	2.7	2.1	2.3
	Not very actively	3.6	3.9	2.6	2.7	2.2	2.3
	Not at all	3.6	3.8	2.8	2.9	2.3	2.4
	<i>Unweighted count</i>															

Key

- Margin of error less than 3%
- Margin of error 3% - 5%
- Margin of error 5% +

Margin of error is half the width of a 99% confidence interval. Darker colours indicate a greater degree of uncertainty in the estimate.

Table B12.3 In the last year, have you been approached by industry with offers of employment?

		Officers: Margin of error +/-%					Other Ranks: Margin of error +/-%					Total: Margin of error +/-%				
		2012	2013	2014	2015	2016	2012	2013	2014	2015	2016	2012	2013	2014	2015	2016
Tri-Service	Yes
	No
	<i>Unweighted count</i>															
Royal Navy	Yes	3.8	3.0	2.5
	No	3.8	3.0	2.5
	<i>Unweighted count</i>															
Royal Marines	Yes	5.6	1.8	1.7
	No	5.6	1.8	1.7
	<i>Unweighted count</i>															
Army	Yes
	No
	<i>Unweighted count</i>															
RAF	Yes
	No
	<i>Unweighted count</i>															

Key

	Margin of error less than 3%
	Margin of error 3% - 5%
	Margin of error 5% +

Margin of error is half the width of a 99% confidence interval. Darker colours indicate a greater degree of uncertainty in the estimate.

AFCAS 2016 Section 12 - Your Future Plans

Source: Defence Statistics (Surveys)

Table B12.4 If you had the opportunity to do so, do you think you would choose to remain in the Regular RAF beyond the current retirement age of 55?

		Officers: Margin of error +/-%					Other Ranks: Margin of error +/-%					Total: Margin of error +/-%				
		2012	2013	2014	2015	2016	2012	2013	2014	2015	2016	2012	2013	2014	2015	2016
Tri-Service	Yes - up to 2 years beyond
	Yes - between 2-5 years beyond
	Yes - between 6-10 years beyond
	Yes - as long as I could
	No
	Don't know
	<i>Unweighted count</i>															
Royal Navy	Yes - up to 2 years beyond
	Yes - between 2-5 years beyond
	Yes - between 6-10 years beyond
	Yes - as long as I could
	No
	Don't know
	<i>Unweighted count</i>															
Royal Marines	Yes - up to 2 years beyond
	Yes - between 2-5 years beyond
	Yes - between 6-10 years beyond
	Yes - as long as I could
	No
	Don't know
	<i>Unweighted count</i>															
Army	Yes - up to 2 years beyond
	Yes - between 2-5 years beyond
	Yes - between 6-10 years beyond
	Yes - as long as I could
	No
	Don't know
	<i>Unweighted count</i>															
RAF	Yes - up to 2 years beyond	1.5	1.4	1.4	1.2	1.2	0.8	1.0	0.8	0.9	0.9	0.7	0.8	0.7	0.7	0.8
	Yes - between 2-5 years beyond	2.8	2.9	3.1	3.0	3.3	1.5	1.7	1.7	1.5	1.5	1.3	1.4	1.5	1.4	1.4
	Yes - between 6-10 years beyond	1.7	1.9	1.6	1.7	1.8	1.0	1.0	1.2	1.1	1.1	0.8	0.9	1.0	0.9	1.0
	Yes - as long as I could	2.2	2.2	2.1	2.2	2.3	2.2	2.2	2.3	2.1	2.2	1.8	1.8	1.9	1.7	1.7
	No	3.8	3.6	3.8	3.7	4.0	2.6	2.8	3.0	2.9	3.1	2.2	2.3	2.5	2.4	2.5
	Don't know	2.9	2.9	3.2	2.9	3.4	2.3	2.5	2.6	2.5	2.6	1.9	2.0	2.2	2.0	2.2
	<i>Unweighted count</i>															

Key

- Margin of error less than 3%
- Margin of error 3% - 5%
- Margin of error 5% +

Margin of error is half the width of a 99% confidence interval. Darker colours indicate a greater degree of uncertainty in the estimate.

AFCAS 2016 Section 12 - Your Future Plans

Source: Defence Statistics (Surveys)

Table B12.5 When you leave the [Service], would you consider joining the Volunteer Reserve Forces (RN/RM: Maritime Reserves, Army: Army Reserves, RAF: RAF Volunteer Reserves)? Full-time.

		Officers: Margin of error +/-%					Other Ranks: Margin of error +/-%					Total: Margin of error +/-%				
		2012	2013	2014	2015	2016	2012	2013	2014	2015	2016	2012	2013	2014	2015	2016
Tri-Service	Yes	1.8	2.0	1.9	1.9	2.0	1.5	1.9	1.3	1.5	1.4	1.3	1.6	1.2	1.3	1.2
	No	2.2	2.3	2.3	2.3	2.3	2.2	2.4	1.9	2.1	1.8	1.8	2.0	1.6	1.8	1.5
	Don't know	2.0	2.0	2.0	1.9	1.8	2.0	2.2	1.7	1.9	1.6	1.7	1.9	1.5	1.6	1.3
	<i>Unweighted count</i>															
Royal Navy	Yes	2.8	3.3	3.1	3.1	3.1	1.7	1.7	1.6	1.9	2.1	1.5	1.5	1.4	1.6	1.7
	No	3.5	3.9	3.8	4.0	3.8	2.7	2.6	2.5	3.0	3.1	2.3	2.2	2.1	2.5	2.6
	Don't know	3.2	3.5	3.4	3.4	3.2	2.6	2.5	2.3	2.8	2.8	2.2	2.1	1.9	2.3	2.3
	<i>Unweighted count</i>															
Royal Marines	Yes	4.1	4.3	3.7	3.9	3.9	1.6	1.5	1.3	1.5	1.5	1.5	1.5	1.2	1.4	1.4
	No	5.4	5.6	4.5	5.4	5.5	2.4	2.2	1.8	2.2	2.0	2.2	2.1	1.7	2.0	1.9
	Don't know	5.0	5.1	3.8	4.7	4.9	2.3	2.2	1.8	1.9	1.8	2.1	2.0	1.7	1.8	1.7
	<i>Unweighted count</i>															
Army	Yes	3.0	3.3	3.0	3.2	3.1	2.5	3.0	2.1	2.5	2.1	2.2	2.6	1.8	2.2	1.9
	No	3.7	4.0	3.7	4.0	3.6	3.4	3.8	2.8	3.4	2.7	3.0	3.3	2.5	2.9	2.3
	Don't know	3.2	3.4	3.1	3.2	2.9	3.2	3.5	2.7	3.0	2.4	2.8	3.0	2.3	2.6	2.1
	<i>Unweighted count</i>															
RAF	Yes	3.1	3.3	3.4	3.3	3.8	1.8	2.0	2.2	2.2	2.2	1.6	1.7	1.9	1.9	1.9
	No	3.8	3.6	3.9	3.8	4.1	2.7	2.9	3.0	2.8	3.0	2.2	2.4	2.5	2.4	2.5
	Don't know	3.5	3.4	3.6	3.1	3.3	2.5	2.7	2.8	2.4	2.6	2.1	2.2	2.4	2.0	2.1
	<i>Unweighted count</i>															

Key

- Margin of error less than 3%
- Margin of error 3% - 5%
- Margin of error 5% +

Margin of error is half the width of a 99% confidence interval. Darker colours indicate a greater degree of uncertainty in the estimate.

AFCAS 2016 Section 12 - Your Future Plans

Source: Defence Statistics (Surveys)

Table B12.6 When you leave the [Service], would you consider joining the Volunteer Reserve Forces (RN/RM: Maritime Reserves, Army: Army Reserves, RAF: RAF Volunteer Reserves)? Part-time.

		Officers: Margin of error +/-%					Other Ranks: Margin of error +/-%					Total: Margin of error +/-%				
		2012	2013	2014	2015	2016	2012	2013	2014	2015	2016	2012	2013	2014	2015	2016
Tri-Service	Yes	2.1	2.2	2.1	2.2	2.2	1.8	2.0	1.5	1.9	1.5	1.5	1.7	1.3	1.6	1.3
	No	2.2	2.3	2.2	2.3	2.2	2.2	2.4	1.9	2.2	1.7	1.8	2.0	1.6	1.8	1.5
	Don't know	2.0	2.1	2.0	2.0	1.8	2.0	2.2	1.8	1.9	1.6	1.7	1.9	1.5	1.6	1.3
	<i>Unweighted count</i>															
Royal Navy	Yes	3.4	3.7	3.6	3.8	3.8	2.1	2.0	1.9	2.3	2.6	1.8	1.7	1.7	2.0	2.1
	No	3.3	3.4	3.5	3.9	3.6	2.7	2.6	2.6	3.2	3.2	2.3	2.2	2.1	2.6	2.6
	Don't know	3.2	3.5	3.4	3.4	3.3	2.6	2.5	2.4	2.9	2.8	2.2	2.1	2.0	2.3	2.3
	<i>Unweighted count</i>															
Royal Marines	Yes	5.2	5.4	4.4	5.2	5.4	1.9	1.9	1.5	1.9	1.8	1.8	1.8	1.4	1.8	1.7
	No	5.0	5.2	4.1	5.3	5.5	2.4	2.2	1.8	2.2	1.9	2.2	2.0	1.7	2.0	1.8
	Don't know	4.7	4.8	3.8	4.5	4.9	2.3	2.2	1.8	1.9	1.8	2.1	2.0	1.7	1.8	1.7
	<i>Unweighted count</i>															
Army	Yes	3.5	3.7	3.5	3.8	3.6	2.9	3.3	2.4	3.0	2.4	2.6	2.9	2.1	2.6	2.1
	No	3.7	4.0	3.7	4.0	3.6	3.5	3.8	2.9	3.5	2.7	3.0	3.3	2.5	3.0	2.3
	Don't know	3.3	3.5	3.2	3.3	2.9	3.3	3.6	2.7	3.0	2.5	2.8	3.1	2.3	2.6	2.1
	<i>Unweighted count</i>															
RAF	Yes	3.4	3.4	3.7	3.5	4.0	2.0	2.2	2.3	2.2	2.2	1.8	1.9	2.0	1.9	2.0
	No	3.6	3.5	3.8	3.8	4.1	2.7	2.9	3.1	2.9	3.0	2.2	2.4	2.5	2.4	2.5
	Don't know	3.5	3.5	3.7	3.2	3.3	2.6	2.8	2.9	2.6	2.6	2.1	2.3	2.4	2.1	2.2
	<i>Unweighted count</i>															

Key

- Margin of error less than 3%
- Margin of error 3% - 5%
- Margin of error 5% +

Margin of error is half the width of a 99% confidence interval. Darker colours indicate a greater degree of uncertainty in the estimate.

AFCAS 2016 Section 12 - Your Future Plans

Source: Defence Statistics (Surveys)

Table B12.7 Which of the following Reserves options are of interest to you on leaving the RAF? FTRS (Full Commitment).

		Officers: Margin of error +/-%					Other Ranks: Margin of error +/-%					Total: Margin of error +/-%				
		2012	2013	2014	2015	2016	2012	2013	2014	2015	2016	2012	2013	2014	2015	2016
Tri-Service	Not ticked
	Ticked
	<i>Unweighted count</i>															
Royal Navy	Not ticked
	Ticked
	<i>Unweighted count</i>															
Royal Marines	Not ticked
	Ticked
	<i>Unweighted count</i>															
Army	Not ticked
	Ticked
	<i>Unweighted count</i>															
RAF	Not ticked	4.9	5.1	4.4	4.8	3.5	3.6
	Ticked	4.9	5.1	4.4	4.8	3.5	3.6
	<i>Unweighted count</i>															

Key

	Margin of error less than 3%
	Margin of error 3% - 5%
	Margin of error 5% +

Margin of error is half the width of a 99% confidence interval. Darker colours indicate a greater degree of uncertainty in the estimate.

AFCAS 2016 Section 12 - Your Future Plans

Source: Defence Statistics (Surveys)

Table B12.8 Which of the following Reserves options are of interest to you on leaving the RAF? FTRS (Limited Commitment).

		Officers: Margin of error +/-%					Other Ranks: Margin of error +/-%					Total: Margin of error +/-%				
		2012	2013	2014	2015	2016	2012	2013	2014	2015	2016	2012	2013	2014	2015	2016
Tri-Service	Not ticked
	Ticked
	<i>Unweighted count</i>															
Royal Navy	Not ticked
	Ticked
	<i>Unweighted count</i>															
Royal Marines	Not ticked
	Ticked
	<i>Unweighted count</i>															
Army	Not ticked
	Ticked
	<i>Unweighted count</i>															
RAF	Not ticked	5.0	5.1	4.2	4.6	3.4	3.6
	Ticked	5.0	5.1	4.2	4.6	3.4	3.6
	<i>Unweighted count</i>															

Key

	Margin of error less than 3%
	Margin of error 3% - 5%
	Margin of error 5% +

Margin of error is half the width of a 99% confidence interval. Darker colours indicate a greater degree of uncertainty in the estimate.

AFCAS 2016 Section 12 - Your Future Plans

Source: Defence Statistics (Surveys)

Table B12.9 Which of the following Reserves options are of interest to you on leaving the RAF? FTRS (Home Commitment).

		Officers: Margin of error +/-%					Other Ranks: Margin of error +/-%					Total: Margin of error +/-%				
		2012	2013	2014	2015	2016	2012	2013	2014	2015	2016	2012	2013	2014	2015	2016
Tri-Service	Not ticked
	Ticked
	<i>Unweighted count</i>															
Royal Navy	Not ticked
	Ticked
	<i>Unweighted count</i>															
Royal Marines	Not ticked
	Ticked
	<i>Unweighted count</i>															
Army	Not ticked
	Ticked
	<i>Unweighted count</i>															
RAF	Not ticked	4.9	5.1	4.4	4.7	3.5	3.6
	Ticked	4.9	5.1	4.4	4.7	3.5	3.6
	<i>Unweighted count</i>															

Key

- Margin of error less than 3%
- Margin of error 3% - 5%
- Margin of error 5% +

Margin of error is half the width of a 99% confidence interval. Darker colours indicate a greater degree of uncertainty in the estimate.

AFCAS 2016 Section 12 - Your Future Plans

Source: Defence Statistics (Surveys)

Table B12.10 Which of the following Reserves options are of interest to you on leaving the RAF? Additional Duties Commitment (ADC).

		Officers: Margin of error +/-%					Other Ranks: Margin of error +/-%					Total: Margin of error +/-%				
		2012	2013	2014	2015	2016	2012	2013	2014	2015	2016	2012	2013	2014	2015	2016
Tri-Service	Not ticked
	Ticked
	<i>Unweighted count</i>															
Royal Navy	Not ticked
	Ticked
	<i>Unweighted count</i>															
Royal Marines	Not ticked
	Ticked
	<i>Unweighted count</i>															
Army	Not ticked
	Ticked
	<i>Unweighted count</i>															
RAF	Not ticked	4.6	5.0	2.9	3.3	2.5	2.8
	Ticked	4.6	5.0	2.9	3.3	2.5	2.8
	<i>Unweighted count</i>															

Key

	Margin of error less than 3%
	Margin of error 3% - 5%
	Margin of error 5% +

Margin of error is half the width of a 99% confidence interval. Darker colours indicate a greater degree of uncertainty in the estimate.

AFCAS 2016 Section 12 - Your Future Plans

Source: Defence Statistics (Surveys)

Table B12.11 Which of the following Reserves options are of interest to you on leaving the RAF? Military Support Officer (Civil Service post).

		Officers: Margin of error +/-%					Other Ranks: Margin of error +/-%					Total: Margin of error +/-%				
		2012	2013	2014	2015	2016	2012	2013	2014	2015	2016	2012	2013	2014	2015	2016
Tri-Service	Not ticked
	Ticked
	<i>Unweighted count</i>															
Royal Navy	Not ticked
	Ticked
	<i>Unweighted count</i>															
Royal Marines	Not ticked
	Ticked
	<i>Unweighted count</i>															
Army	Not ticked
	Ticked
	<i>Unweighted count</i>															
RAF	Not ticked	4.5	4.5	4.1	4.4	3.2	3.3
	Ticked	4.5	4.5	4.1	4.4	3.2	3.3
	<i>Unweighted count</i>															

Key

	Margin of error less than 3%
	Margin of error 3% - 5%
	Margin of error 5% +

Margin of error is half the width of a 99% confidence interval. Darker colours indicate a greater degree of uncertainty in the estimate.

AFCAS 2016 Section 12 - Your Future Plans

Source: Defence Statistics (Surveys)

Table B12.12 Which of the following Reserves options are of interest to you on leaving the RAF? Volunteer Reserves (part time).

		Officers: Margin of error +/-%					Other Ranks: Margin of error +/-%					Total: Margin of error +/-%				
		2012	2013	2014	2015	2016	2012	2013	2014	2015	2016	2012	2013	2014	2015	2016
Tri-Service	Not ticked
	Ticked
	<i>Unweighted count</i>															
Royal Navy	Not ticked
	Ticked
	<i>Unweighted count</i>															
Royal Marines	Not ticked
	Ticked
	<i>Unweighted count</i>															
Army	Not ticked
	Ticked
	<i>Unweighted count</i>															
RAF	Not ticked	4.8	5.0	4.2	4.5	3.3	3.5
	Ticked	4.8	5.0	4.2	4.5	3.3	3.5
	<i>Unweighted count</i>															

Key

	Margin of error less than 3%
	Margin of error 3% - 5%
	Margin of error 5% +

Margin of error is half the width of a 99% confidence interval. Darker colours indicate a greater degree of uncertainty in the estimate.

AFCAS 2016 Section 12 - Your Future Plans

Source: Defence Statistics (Surveys)

Table B12.13 How do the following factors impact on your intention to stay or leave the [Service]? Impact of [Service] life on family and personal life.

		Officers: Margin of error +/-%					Other Ranks: Margin of error +/-%					Total: Margin of error +/-%				
		2012	2013	2014	2015	2016	2012	2013	2014	2015	2016	2012	2013	2014	2015	2016
Tri-Service	Increases my intentions to stay	1.3	1.4	1.3	1.4	1.3	1.8	2.0	1.5	1.7	1.4	1.5	1.6	1.3	1.5	1.2
	Has no effect on my intentions to stay or leave	1.7	1.8	1.6	1.6	1.5	2.0	2.0	1.6	1.9	1.5	1.7	1.7	1.4	1.6	1.2
	Increases my intentions to leave	2.0	2.1	1.9	2.0	1.9	2.1	2.3	1.8	2.1	1.7	1.8	2.0	1.6	1.8	1.4
	<i>Unweighted count</i>															
Royal Navy	Increases my intentions to stay	2.0	1.9	1.9	2.1	2.1	1.9	1.6	1.5	2.0	2.0	1.5	1.3	1.2	1.6	1.6
	Has no effect on my intentions to stay or leave	2.7	2.9	2.8	2.6	2.5	2.4	2.2	2.1	2.5	2.4	2.0	1.8	1.7	2.0	1.9
	Increases my intentions to leave	3.1	3.3	3.2	3.2	3.1	2.7	2.5	2.3	2.9	2.9	2.2	2.0	1.9	2.4	2.3
	<i>Unweighted count</i>															
Royal Marines	Increases my intentions to stay	2.6	3.1	2.5	2.5	2.6	1.7	1.5	1.3	1.6	1.5	1.6	1.4	1.2	1.5	1.3
	Has no effect on my intentions to stay or leave	4.8	4.5	3.7	4.4	4.2	2.3	2.1	1.7	1.9	1.7	2.1	1.9	1.6	1.7	1.6
	Increases my intentions to leave	5.1	5.0	4.1	4.8	4.7	2.5	2.2	1.8	2.1	1.9	2.3	2.0	1.7	1.9	1.8
	<i>Unweighted count</i>															
Army	Increases my intentions to stay	2.3	2.3	2.3	2.4	2.1	2.9	3.2	2.4	2.8	2.2	2.5	2.7	2.0	2.4	1.9
	Has no effect on my intentions to stay or leave	2.8	3.1	2.6	2.8	2.6	3.2	3.2	2.6	3.0	2.3	2.8	2.8	2.2	2.6	2.0
	Increases my intentions to leave	3.4	3.6	3.2	3.4	3.1	3.4	3.8	2.9	3.3	2.6	3.0	3.3	2.5	2.9	2.2
	<i>Unweighted count</i>															
RAF	Increases my intentions to stay	2.1	2.5	2.2	2.6	2.6	2.0	2.4	2.4	2.3	2.4	1.6	2.0	1.9	1.9	2.0
	Has no effect on my intentions to stay or leave	2.8	2.7	2.8	2.8	2.6	2.4	2.4	2.6	2.3	2.5	2.0	2.0	2.1	1.9	2.0
	Increases my intentions to leave	3.3	3.4	3.3	3.4	3.4	2.7	2.9	3.0	2.9	3.0	2.2	2.4	2.4	2.4	2.5
	<i>Unweighted count</i>															

Key

	Margin of error less than 3%
	Margin of error 3% - 5%
	Margin of error 5% +

Margin of error is half the width of a 99% confidence interval. Darker colours indicate a greater degree of uncertainty in the estimate.

AFCAS 2016 Section 12 - Your Future Plans

Source: Defence Statistics (Surveys)

Table B12.14 How do the following factors impact on your intention to stay or leave the [Service]? Opportunities outside the [Service]

		Officers: Margin of error +/-%					Other Ranks: Margin of error +/-%					Total: Margin of error +/-%				
		2012	2013	2014	2015	2016	2012	2013	2014	2015	2016	2012	2013	2014	2015	2016
Tri-Service	Increases my intentions to stay	1.8	1.8	1.6	1.4	1.4	2.1	2.2	1.7	1.8	1.4	1.8	1.8	1.4	1.5	1.2
	Has no effect on my intentions to stay or leave	2.0	2.1	1.9	2.1	2.0	2.0	2.2	1.7	1.9	1.6	1.7	1.8	1.4	1.6	1.4
	Increases my intentions to leave	2.2	2.3	2.2	2.3	2.2	2.0	2.3	1.8	2.1	1.7	1.7	1.9	1.5	1.8	1.5
	<i>Unweighted count</i>															
Royal Navy	Increases my intentions to stay	2.9	3.0	2.6	2.2	2.1	2.7	2.4	2.2	2.5	2.4	2.2	2.0	1.8	2.0	1.9
	Has no effect on my intentions to stay or leave	3.0	3.2	3.1	3.1	3.1	2.5	2.3	2.2	2.8	2.7	2.1	1.9	1.9	2.2	2.2
	Increases my intentions to leave	3.5	3.7	3.6	3.5	3.5	2.5	2.5	2.5	3.2	3.1	2.1	2.1	2.1	2.6	2.5
	<i>Unweighted count</i>															
Royal Marines	Increases my intentions to stay	3.9	4.2	3.2	3.9	3.2	2.1	2.0	1.6	1.9	1.6	1.9	1.8	1.5	1.7	1.5
	Has no effect on my intentions to stay or leave	5.0	5.1	3.8	4.7	5.0	2.2	2.1	1.7	1.9	1.8	2.0	2.0	1.6	1.8	1.7
	Increases my intentions to leave	5.4	5.4	4.3	5.3	5.4	2.5	2.1	1.8	2.1	1.9	2.3	2.0	1.7	2.0	1.8
	<i>Unweighted count</i>															
Army	Increases my intentions to stay	3.1	3.2	2.7	2.5	2.3	3.3	3.5	2.7	2.8	2.2	2.9	3.0	2.3	2.4	1.9
	Has no effect on my intentions to stay or leave	3.4	3.6	3.2	3.5	3.2	3.2	3.5	2.7	3.1	2.5	2.8	3.0	2.3	2.7	2.1
	Increases my intentions to leave	3.8	4.0	3.7	3.9	3.5	3.1	3.6	2.7	3.3	2.6	2.7	3.1	2.4	2.9	2.3
	<i>Unweighted count</i>															
RAF	Increases my intentions to stay	3.0	2.9	2.7	2.4	2.4	2.6	2.7	2.8	2.5	2.4	2.1	2.2	2.2	2.0	2.0
	Has no effect on my intentions to stay or leave	3.4	3.1	3.3	3.4	3.6	2.3	2.4	2.6	2.4	2.6	2.0	2.0	2.1	2.0	2.2
	Increases my intentions to leave	3.8	3.6	3.8	3.7	3.9	2.6	2.8	3.0	2.9	3.0	2.2	2.4	2.5	2.4	2.5
	<i>Unweighted count</i>															

Key

	Margin of error less than 3%
	Margin of error 3% - 5%
	Margin of error 5% +

Margin of error is half the width of a 99% confidence interval. Darker colours indicate a greater degree of uncertainty in the estimate.

AFCAS 2016 Section 12 - Your Future Plans

Source: Defence Statistics (Surveys)

Table B12.15 How do the following factors impact on your intention to stay or leave the [Service]? Current job satisfaction.

		Officers: Margin of error +/-%					Other Ranks: Margin of error +/-%					Total: Margin of error +/-%				
		2012	2013	2014	2015	2016	2012	2013	2014	2015	2016	2012	2013	2014	2015	2016
Tri-Service	Increases my intentions to stay	2.2	2.3	2.3	2.3	2.2	2.1	2.3	1.8	2.0	1.6	1.8	1.9	1.5	1.7	1.4
	Has no effect on my intentions to stay or leave	1.9	1.9	1.9	1.9	1.8	1.9	2.0	1.6	1.9	1.5	1.6	1.7	1.4	1.6	1.3
	Increases my intentions to leave	2.0	2.1	2.1	2.2	2.1	2.0	2.3	1.8	2.1	1.7	1.7	1.9	1.5	1.8	1.4
	<i>Unweighted count</i>															
Royal Navy	Increases my intentions to stay	3.5	3.8	3.7	3.9	3.8	2.6	2.5	2.3	2.8	2.8	2.2	2.1	2.0	2.4	2.4
	Has no effect on my intentions to stay or leave	3.0	3.2	3.3	3.2	3.0	2.5	2.3	2.3	2.8	2.7	2.1	1.9	1.9	2.3	2.2
	Increases my intentions to leave	3.1	3.4	3.4	3.8	3.6	2.6	2.5	2.5	3.2	3.1	2.1	2.1	2.1	2.6	2.5
	<i>Unweighted count</i>															
Royal Marines	Increases my intentions to stay	5.4	5.4	4.4	5.4	5.6	2.4	2.1	1.7	2.0	1.8	2.2	2.0	1.6	1.9	1.7
	Has no effect on my intentions to stay or leave	4.5	4.7	3.8	4.4	4.6	2.2	2.0	1.6	1.9	1.7	2.0	1.9	1.5	1.7	1.6
	Increases my intentions to leave	4.6	4.5	3.7	5.0	5.0	2.4	2.1	1.7	2.0	1.9	2.2	1.9	1.6	1.9	1.7
	<i>Unweighted count</i>															
Army	Increases my intentions to stay	3.8	4.0	3.8	4.0	3.6	3.3	3.7	2.7	3.1	2.4	2.9	3.2	2.4	2.7	2.1
	Has no effect on my intentions to stay or leave	3.1	3.3	3.1	3.1	2.8	3.1	3.1	2.6	2.9	2.3	2.7	2.7	2.2	2.6	2.0
	Increases my intentions to leave	3.5	3.7	3.4	3.8	3.4	3.3	3.6	2.8	3.3	2.5	2.8	3.2	2.4	2.9	2.2
	<i>Unweighted count</i>															
RAF	Increases my intentions to stay	3.8	3.7	3.9	3.8	4.1	2.7	2.8	3.0	2.8	2.9	2.3	2.4	2.5	2.3	2.4
	Has no effect on my intentions to stay or leave	3.1	3.1	3.2	3.1	3.4	2.3	2.5	2.5	2.5	2.6	1.9	2.0	2.0	2.0	2.2
	Increases my intentions to leave	3.3	3.2	3.7	3.6	3.9	2.4	2.7	2.9	2.9	3.0	2.0	2.2	2.4	2.4	2.5
	<i>Unweighted count</i>															

Key

	Margin of error less than 3%
	Margin of error 3% - 5%
	Margin of error 5% +

Margin of error is half the width of a 99% confidence interval. Darker colours indicate a greater degree of uncertainty in the estimate.

AFCAS 2016 Section 12 - Your Future Plans

Source: Defence Statistics (Surveys)

Table B12.16 How do the following factors impact on your intention to stay or leave the [Service]? Job security.

		Officers: Margin of error +/-%					Other Ranks: Margin of error +/-%					Total: Margin of error +/-%				
		2012	2013	2014	2015	2016	2012	2013	2014	2015	2016	2012	2013	2014	2015	2016
Tri-Service	Increases my intentions to stay	2.2	2.3	2.2	2.1	2.0	2.1	2.3	1.8	2.0	1.6	1.8	1.9	1.5	1.7	1.4
	Has no effect on my intentions to stay or leave	1.8	2.0	1.9	1.9	1.8	1.9	2.1	1.6	1.8	1.5	1.6	1.8	1.4	1.6	1.3
	Increases my intentions to leave	1.6	1.7	1.5	1.2	1.2	1.3	1.6	1.1	1.3	1.0	1.1	1.4	1.0	1.1	0.8
	<i>Unweighted count</i>															
Royal Navy	Increases my intentions to stay	3.2	3.4	3.2	3.3	3.1	2.6	2.4	2.4	2.9	2.9	2.2	2.0	2.0	2.4	2.3
	Has no effect on my intentions to stay or leave	2.9	3.1	3.0	3.1	2.8	2.4	2.2	2.3	2.7	2.7	2.0	1.9	1.9	2.2	2.1
	Increases my intentions to leave	2.0	1.9	1.4	1.6	1.7	1.5	1.4	1.3	1.6	1.5	1.3	1.1	1.1	1.3	1.2
	<i>Unweighted count</i>															
Royal Marines	Increases my intentions to stay	4.8	4.7	3.7	4.2	4.5	2.3	2.0	1.6	1.8	1.7	2.1	1.9	1.5	1.7	1.6
	Has no effect on my intentions to stay or leave	4.4	4.3	3.4	4.0	4.1	2.2	1.9	1.5	1.7	1.6	2.0	1.8	1.4	1.6	1.5
	Increases my intentions to leave	2.4	2.4	1.9	1.8	2.1	1.1	0.9	0.7	0.9	0.8	1.0	0.9	0.7	0.8	0.8
	<i>Unweighted count</i>															
Army	Increases my intentions to stay	3.7	4.0	3.7	3.6	3.3	3.4	3.7	2.8	3.2	2.5	2.9	3.2	2.5	2.8	2.2
	Has no effect on my intentions to stay or leave	3.1	3.4	3.2	3.2	3.0	3.1	3.4	2.6	2.9	2.3	2.7	3.0	2.3	2.5	2.0
	Increases my intentions to leave	3.0	3.1	2.8	2.2	2.1	2.1	2.6	1.8	2.1	1.5	1.9	2.3	1.6	1.8	1.3
	<i>Unweighted count</i>															
RAF	Increases my intentions to stay	3.5	3.4	3.6	3.4	3.6	2.4	2.6	2.7	2.5	2.7	2.0	2.1	2.2	2.1	2.3
	Has no effect on my intentions to stay or leave	3.1	3.0	3.2	3.2	3.3	2.0	2.2	2.2	2.2	2.5	1.7	1.8	1.9	1.9	2.1
	Increases my intentions to leave	2.4	2.1	2.1	1.7	1.9	1.7	1.7	1.8	1.6	1.6	1.4	1.4	1.5	1.3	1.3
	<i>Unweighted count</i>															

Key

	Margin of error less than 3%
	Margin of error 3% - 5%
	Margin of error 5% +

Margin of error is half the width of a 99% confidence interval. Darker colours indicate a greater degree of uncertainty in the estimate.

AFCAS 2016 Section 12 - Your Future Plans

Source: Defence Statistics (Surveys)

Table B12.17 How do the following factors impact on your intention to stay or leave the [Service]? My morale.

		Officers: Margin of error +/-%					Other Ranks: Margin of error +/-%					Total: Margin of error +/-%				
		2012	2013	2014	2015	2016	2012	2013	2014	2015	2016	2012	2013	2014	2015	2016
Tri-Service	Increases my intentions to stay	2.2	2.3	2.2	2.3	2.2	2.1	2.3	1.8	2.0	1.6	1.8	1.9	1.5	1.7	1.4
	Has no effect on my intentions to stay or leave	1.8	1.9	1.8	1.9	1.8	1.9	2.0	1.7	1.8	1.5	1.6	1.6	1.4	1.6	1.3
	Increases my intentions to leave	2.2	2.3	2.2	2.3	2.2	2.0	2.3	1.8	2.1	1.7	1.7	1.9	1.5	1.8	1.4
	<i>Unweighted count</i>															
Royal Navy	Increases my intentions to stay	3.5	3.7	3.7	3.8	3.7	2.6	2.4	2.3	2.8	2.8	2.2	2.1	1.9	2.3	2.3
	Has no effect on my intentions to stay or leave	2.9	3.1	3.1	3.2	3.0	2.5	2.3	2.2	2.9	2.8	2.0	1.9	1.9	2.3	2.2
	Increases my intentions to leave	3.4	3.7	3.7	3.9	3.7	2.7	2.5	2.5	3.2	3.1	2.2	2.1	2.1	2.6	2.6
	<i>Unweighted count</i>															
Royal Marines	Increases my intentions to stay	5.3	5.5	4.4	5.4	5.7	2.4	2.1	1.8	2.0	1.8	2.2	2.0	1.6	1.9	1.8
	Has no effect on my intentions to stay or leave	4.1	4.8	3.9	4.7	4.9	2.2	2.0	1.7	1.9	1.8	2.0	1.9	1.5	1.8	1.7
	Increases my intentions to leave	4.6	4.6	3.8	4.6	5.0	2.3	2.0	1.7	2.0	1.8	2.1	1.9	1.5	1.8	1.7
	<i>Unweighted count</i>															
Army	Increases my intentions to stay	3.7	3.9	3.7	3.9	3.5	3.4	3.6	2.7	3.1	2.5	2.9	3.2	2.4	2.7	2.2
	Has no effect on my intentions to stay or leave	3.1	3.2	2.9	3.1	2.8	3.1	3.1	2.6	2.9	2.3	2.7	2.7	2.3	2.5	2.0
	Increases my intentions to leave	3.7	4.0	3.7	3.9	3.5	3.2	3.7	2.7	3.3	2.5	2.8	3.2	2.4	2.9	2.2
	<i>Unweighted count</i>															
RAF	Increases my intentions to stay	3.7	3.6	3.8	3.7	4.0	2.7	2.8	2.9	2.8	2.9	2.2	2.3	2.4	2.3	2.4
	Has no effect on my intentions to stay or leave	2.9	2.8	3.3	3.1	3.3	2.2	2.4	2.5	2.5	2.6	1.9	1.9	2.1	2.0	2.2
	Increases my intentions to leave	3.7	3.6	3.8	3.7	4.0	2.5	2.8	2.9	2.9	3.0	2.1	2.3	2.4	2.4	2.5
	<i>Unweighted count</i>															

Key

	Margin of error less than 3%
	Margin of error 3% - 5%
	Margin of error 5% +

Margin of error is half the width of a 99% confidence interval. Darker colours indicate a greater degree of uncertainty in the estimate.

AFCAS 2016 Section 12 - Your Future Plans

Source: Defence Statistics (Surveys)

Table B12.18 How do the following factors impact on your intention to stay or leave the [Service]? Service morale.

		Officers: Margin of error +/-%					Other Ranks: Margin of error +/-%					Total: Margin of error +/-%				
		2012	2013	2014	2015	2016	2012	2013	2014	2015	2016	2012	2013	2014	2015	2016
Tri-Service	Increases my intentions to stay	1.9	1.9	1.9	2.0	1.9	2.0	2.1	1.6	1.9	1.5	1.7	1.8	1.4	1.6	1.3
	Has no effect on my intentions to stay or leave	2.1	2.1	2.1	2.2	2.1	2.1	2.1	1.8	2.0	1.6	1.8	1.8	1.5	1.7	1.4
	Increases my intentions to leave	2.2	2.3	2.3	2.3	2.2	2.0	2.3	1.8	2.1	1.7	1.7	1.9	1.5	1.8	1.4
	<i>Unweighted count</i>															
Royal Navy	Increases my intentions to stay	2.8	3.1	3.0	2.9	2.9	2.3	2.1	1.9	2.4	2.4	1.9	1.8	1.6	2.0	1.9
	Has no effect on my intentions to stay or leave	3.4	3.6	3.6	3.7	3.6	2.7	2.5	2.4	3.0	2.9	2.2	2.1	2.0	2.4	2.4
	Increases my intentions to leave	3.5	3.8	3.7	3.9	3.8	2.7	2.6	2.5	3.2	3.2	2.2	2.2	2.1	2.6	2.6
	<i>Unweighted count</i>															
Royal Marines	Increases my intentions to stay	5.2	5.2	4.3	5.3	5.5	2.3	2.1	1.7	2.0	1.8	2.1	1.9	1.6	1.8	1.7
	Has no effect on my intentions to stay or leave	5.1	5.4	4.4	5.3	5.5	2.4	2.2	1.8	2.1	1.9	2.2	2.0	1.7	1.9	1.8
	Increases my intentions to leave	4.9	4.5	3.5	4.6	4.9	2.3	2.0	1.6	1.9	1.8	2.1	1.8	1.5	1.8	1.7
	<i>Unweighted count</i>															
Army	Increases my intentions to stay	3.1	3.3	3.1	3.4	3.2	3.2	3.5	2.6	3.0	2.4	2.8	3.0	2.2	2.6	2.1
	Has no effect on my intentions to stay or leave	3.5	3.7	3.5	3.7	3.4	3.3	3.4	2.8	3.2	2.4	2.9	3.0	2.4	2.8	2.1
	Increases my intentions to leave	3.7	4.0	3.8	3.9	3.6	3.1	3.7	2.7	3.2	2.5	2.7	3.2	2.4	2.8	2.2
	<i>Unweighted count</i>															
RAF	Increases my intentions to stay	3.2	3.1	3.3	3.2	3.5	2.5	2.6	2.6	2.5	2.5	2.0	2.1	2.2	2.1	2.1
	Has no effect on my intentions to stay or leave	3.4	3.3	3.6	3.6	3.9	2.5	2.7	2.8	2.8	2.9	2.1	2.2	2.4	2.3	2.4
	Increases my intentions to leave	3.8	3.7	3.9	3.7	4.1	2.6	2.8	3.0	2.9	3.1	2.2	2.3	2.5	2.4	2.5
	<i>Unweighted count</i>															

Key

	Margin of error less than 3%
	Margin of error 3% - 5%
	Margin of error 5% +

Margin of error is half the width of a 99% confidence interval. Darker colours indicate a greater degree of uncertainty in the estimate.

AFCAS 2016 Section 12 - Your Future Plans

Source: Defence Statistics (Surveys)

Table B12.19 How do the following factors impact on your intention to stay or leave the [Service]? Amount of pay.

		Officers: Margin of error +/-%					Other Ranks: Margin of error +/-%					Total: Margin of error +/-%				
		2012	2013	2014	2015	2016	2012	2013	2014	2015	2016	2012	2013	2014	2015	2016
Tri-Service	Increases my intentions to stay	2.1	2.2	2.2	2.3	2.1	2.1	2.2	1.8	2.0	1.6	1.7	1.9	1.5	1.7	1.4
	Has no effect on my intentions to stay or leave	2.1	2.2	2.1	2.1	2.0	2.0	2.1	1.7	1.8	1.5	1.7	1.8	1.4	1.6	1.3
	Increases my intentions to leave	2.1	2.2	2.1	2.2	2.2	2.0	2.2	1.8	2.1	1.7	1.7	1.9	1.5	1.8	1.4
	<i>Unweighted count</i>															
Royal Navy	Increases my intentions to stay	3.4	3.6	3.5	3.7	3.7	2.7	2.4	2.3	3.0	2.9	2.2	2.0	2.0	2.5	2.4
	Has no effect on my intentions to stay or leave	3.3	3.5	3.4	3.5	3.3	2.6	2.3	2.3	2.7	2.6	2.1	2.0	1.9	2.2	2.2
	Increases my intentions to leave	3.2	3.6	3.6	3.8	3.7	2.5	2.5	2.5	3.2	3.2	2.1	2.1	2.1	2.6	2.6
	<i>Unweighted count</i>															
Royal Marines	Increases my intentions to stay	4.9	4.9	4.0	5.1	5.4	2.0	1.9	1.5	1.9	1.6	1.9	1.8	1.4	1.7	1.6
	Has no effect on my intentions to stay or leave	4.9	5.0	3.9	4.7	5.0	2.1	1.9	1.6	1.8	1.6	2.0	1.8	1.5	1.7	1.5
	Increases my intentions to leave	5.4	5.4	4.4	5.4	5.6	2.5	2.2	1.8	2.1	1.9	2.3	2.0	1.7	1.9	1.8
	<i>Unweighted count</i>															
Army	Increases my intentions to stay	3.5	3.7	3.6	3.8	3.4	3.3	3.6	2.7	3.1	2.4	2.8	3.1	2.4	2.7	2.1
	Has no effect on my intentions to stay or leave	3.6	3.7	3.4	3.6	3.2	3.2	3.4	2.6	2.9	2.3	2.8	3.0	2.3	2.5	2.0
	Increases my intentions to leave	3.6	3.9	3.6	3.8	3.5	3.2	3.6	2.7	3.3	2.5	2.8	3.1	2.4	2.8	2.2
	<i>Unweighted count</i>															
RAF	Increases my intentions to stay	3.7	3.6	3.8	3.7	4.0	2.6	2.8	3.0	2.9	2.9	2.2	2.3	2.5	2.4	2.4
	Has no effect on my intentions to stay or leave	3.5	3.3	3.5	3.3	3.6	2.4	2.4	2.5	2.3	2.3	2.0	2.0	2.1	1.9	2.0
	Increases my intentions to leave	3.4	3.4	3.6	3.6	3.9	2.5	2.7	2.9	2.9	3.1	2.1	2.3	2.4	2.4	2.5
	<i>Unweighted count</i>															

Key

	Margin of error less than 3%
	Margin of error 3% - 5%
	Margin of error 5% +

Margin of error is half the width of a 99% confidence interval. Darker colours indicate a greater degree of uncertainty in the estimate.

AFCAS 2016 Section 12 - Your Future Plans

Source: Defence Statistics (Surveys)

Table B12.20 How do the following factors impact on your intention to stay or leave the [Service]? Amount of allowances.

		Officers: Margin of error +/-%					Other Ranks: Margin of error +/-%					Total: Margin of error +/-%				
		2012	2013	2014	2015	2016	2012	2013	2014	2015	2016	2012	2013	2014	2015	2016
Tri-Service	Increases my intentions to stay	1.9	2.0	2.0	2.2	2.0	2.0	2.2	1.7	2.1	1.6	1.7	1.9	1.5	1.7	1.4
	Has no effect on my intentions to stay or leave	2.2	2.3	2.2	2.3	2.2	2.1	2.3	1.8	2.0	1.7	1.8	1.9	1.6	1.7	1.4
	Increases my intentions to leave	2.2	2.2	2.1	2.2	2.1	1.9	2.1	1.6	1.9	1.6	1.6	1.7	1.4	1.6	1.3
	<i>Unweighted count</i>															
Royal Navy	Increases my intentions to stay	2.9	3.3	3.2	3.4	3.5	2.5	2.3	2.2	3.0	3.0	2.1	2.0	1.9	2.4	2.4
	Has no effect on my intentions to stay or leave	3.5	3.7	3.7	3.9	3.7	2.7	2.5	2.5	3.1	3.1	2.3	2.1	2.1	2.6	2.5
	Increases my intentions to leave	3.3	3.6	3.6	3.7	3.5	2.4	2.4	2.4	3.0	2.9	2.0	2.0	2.0	2.5	2.4
	<i>Unweighted count</i>															
Royal Marines	Increases my intentions to stay	4.6	4.4	3.7	4.7	5.3	2.1	1.9	1.6	1.9	1.8	1.9	1.8	1.5	1.8	1.7
	Has no effect on my intentions to stay or leave	5.2	5.4	4.2	5.4	5.3	2.4	2.2	1.8	2.0	1.8	2.2	2.0	1.6	1.9	1.7
	Increases my intentions to leave	5.2	5.3	4.2	5.0	5.4	2.5	2.1	1.7	2.0	1.8	2.3	2.0	1.6	1.9	1.7
	<i>Unweighted count</i>															
Army	Increases my intentions to stay	3.2	3.5	3.4	3.7	3.2	3.2	3.5	2.7	3.2	2.5	2.8	3.1	2.3	2.8	2.1
	Has no effect on my intentions to stay or leave	3.7	4.0	3.7	3.9	3.5	3.4	3.7	2.8	3.2	2.5	2.9	3.2	2.5	2.8	2.2
	Increases my intentions to leave	3.6	3.8	3.4	3.6	3.3	3.0	3.3	2.5	3.0	2.3	2.6	2.9	2.2	2.6	2.1
	<i>Unweighted count</i>															
RAF	Increases my intentions to stay	3.1	3.1	3.3	3.3	3.5	2.4	2.7	2.9	2.8	2.9	2.0	2.2	2.4	2.3	2.4
	Has no effect on my intentions to stay or leave	3.7	3.6	3.8	3.7	4.0	2.6	2.8	2.9	2.8	2.9	2.2	2.3	2.4	2.3	2.4
	Increases my intentions to leave	3.7	3.5	3.7	3.5	3.9	2.5	2.5	2.7	2.6	2.9	2.1	2.1	2.3	2.1	2.4
	<i>Unweighted count</i>															

Key

	Margin of error less than 3%
	Margin of error 3% - 5%
	Margin of error 5% +

Margin of error is half the width of a 99% confidence interval. Darker colours indicate a greater degree of uncertainty in the estimate.

AFCAS 2016 Section 12 - Your Future Plans

Source: Defence Statistics (Surveys)

Table B12.21 How do the following factors impact on your intention to stay or leave the [Service]? Opportunities for career development.

		Officers: Margin of error +/-%					Other Ranks: Margin of error +/-%					Total: Margin of error +/-%				
		2012	2013	2014	2015	2016	2012	2013	2014	2015	2016	2012	2013	2014	2015	2016
Tri-Service	Increases my intentions to stay	2.2	2.2	2.2	2.3	2.2	2.1	2.3	1.8	2.1	1.7	1.8	1.9	1.5	1.8	1.4
	Has no effect on my intentions to stay or leave	2.2	2.2	2.2	2.3	2.2	2.1	2.2	1.8	2.0	1.7	1.8	1.9	1.5	1.7	1.4
	Increases my intentions to leave	2.0	2.1	2.0	2.0	1.9	1.8	2.0	1.5	1.8	1.5	1.5	1.7	1.3	1.6	1.3
	<i>Unweighted count</i>															
Royal Navy	Increases my intentions to stay	3.4	3.6	3.6	3.8	3.7	2.7	2.5	2.4	3.1	3.1	2.2	2.1	2.0	2.5	2.5
	Has no effect on my intentions to stay or leave	3.3	3.6	3.5	3.7	3.6	2.7	2.5	2.5	3.1	3.0	2.2	2.1	2.1	2.5	2.4
	Increases my intentions to leave	3.1	3.5	3.4	3.6	3.4	2.2	2.2	2.3	2.8	2.8	1.9	1.9	1.9	2.3	2.3
	<i>Unweighted count</i>															
Royal Marines	Increases my intentions to stay	5.2	5.1	4.2	5.3	5.6	2.4	2.1	1.7	2.0	1.8	2.2	1.9	1.6	1.9	1.7
	Has no effect on my intentions to stay or leave	5.4	5.4	4.2	5.3	5.4	2.4	2.2	1.8	2.0	1.9	2.2	2.0	1.7	1.9	1.8
	Increases my intentions to leave	4.6	4.8	3.9	4.4	5.1	2.0	1.8	1.5	1.9	1.7	1.9	1.7	1.4	1.7	1.6
	<i>Unweighted count</i>															
Army	Increases my intentions to stay	3.6	3.9	3.6	3.9	3.5	3.4	3.7	2.8	3.3	2.5	3.0	3.2	2.5	2.9	2.2
	Has no effect on my intentions to stay or leave	3.6	3.9	3.6	3.8	3.5	3.3	3.6	2.8	3.1	2.5	2.9	3.1	2.4	2.7	2.2
	Increases my intentions to leave	3.3	3.5	3.1	3.3	3.0	2.8	3.2	2.4	2.9	2.2	2.4	2.8	2.1	2.5	1.9
	<i>Unweighted count</i>															
RAF	Increases my intentions to stay	3.6	3.5	3.7	3.6	3.9	2.6	2.8	3.0	2.9	3.0	2.2	2.4	2.5	2.4	2.5
	Has no effect on my intentions to stay or leave	3.6	3.4	3.8	3.6	3.9	2.5	2.7	2.8	2.8	2.9	2.1	2.2	2.3	2.3	2.4
	Increases my intentions to leave	3.4	3.4	3.5	3.4	3.8	2.1	2.3	2.4	2.5	2.6	1.8	1.9	2.0	2.1	2.2
	<i>Unweighted count</i>															

Key

	Margin of error less than 3%
	Margin of error 3% - 5%
	Margin of error 5% +

Margin of error is half the width of a 99% confidence interval. Darker colours indicate a greater degree of uncertainty in the estimate.

AFCAS 2016 Section 12 - Your Future Plans

Source: Defence Statistics (Surveys)

Table B12.22 How do the following factors impact on your intention to stay or leave the [Service]? Opportunities for personal development.

		Officers: Margin of error +/-%					Other Ranks: Margin of error +/-%					Total: Margin of error +/-%				
		2012	2013	2014	2015	2016	2012	2013	2014	2015	2016	2012	2013	2014	2015	2016
Tri-Service	Increases my intentions to stay	2.2	2.3	2.2	2.3	2.2	2.1	2.3	1.8	2.1	1.7	1.8	2.0	1.6	1.8	1.5
	Has no effect on my intentions to stay or leave	2.1	2.3	2.2	2.3	2.2	2.1	2.2	1.8	2.0	1.6	1.8	1.9	1.5	1.7	1.4
	Increases my intentions to leave	1.9	1.9	1.8	1.9	1.8	1.7	2.0	1.5	1.8	1.4	1.5	1.7	1.3	1.5	1.2
	<i>Unweighted count</i>															
Royal Navy	Increases my intentions to stay	3.4	3.7	3.6	3.8	3.7	2.7	2.5	2.4	3.1	3.1	2.2	2.1	2.0	2.5	2.5
	Has no effect on my intentions to stay or leave	3.4	3.7	3.7	3.9	3.6	2.7	2.5	2.5	3.1	3.0	2.2	2.1	2.1	2.6	2.4
	Increases my intentions to leave	2.9	3.2	3.1	3.4	3.3	2.1	2.1	2.2	2.8	2.7	1.8	1.8	1.8	2.3	2.2
	<i>Unweighted count</i>															
Royal Marines	Increases my intentions to stay	5.2	5.3	4.3	5.3	5.6	2.4	2.1	1.8	2.1	1.9	2.3	2.0	1.6	1.9	1.8
	Has no effect on my intentions to stay or leave	5.4	5.3	4.2	5.1	5.3	2.4	2.2	1.8	2.0	1.9	2.2	2.0	1.6	1.9	1.8
	Increases my intentions to leave	4.5	4.7	4.0	4.6	5.2	2.0	1.8	1.5	1.8	1.7	1.9	1.7	1.4	1.7	1.6
	<i>Unweighted count</i>															
Army	Increases my intentions to stay	3.7	3.9	3.7	3.9	3.5	3.4	3.7	2.8	3.3	2.6	3.0	3.2	2.5	2.9	2.2
	Has no effect on my intentions to stay or leave	3.6	3.9	3.6	3.8	3.5	3.3	3.6	2.7	3.2	2.5	2.9	3.1	2.4	2.7	2.2
	Increases my intentions to leave	3.2	3.3	3.0	3.2	2.9	2.8	3.2	2.4	2.9	2.2	2.4	2.8	2.1	2.5	1.9
	<i>Unweighted count</i>															
RAF	Increases my intentions to stay	3.7	3.6	3.9	3.7	4.0	2.6	2.8	3.0	2.9	3.0	2.2	2.4	2.5	2.4	2.5
	Has no effect on my intentions to stay or leave	3.6	3.5	3.7	3.7	4.0	2.5	2.7	2.8	2.7	2.9	2.1	2.2	2.3	2.3	2.4
	Increases my intentions to leave	2.9	3.0	3.1	3.0	3.3	1.6	2.0	2.1	2.2	2.3	1.4	1.7	1.8	1.8	2.0
	<i>Unweighted count</i>															

Key

	Margin of error less than 3%
	Margin of error 3% - 5%
	Margin of error 5% +

Margin of error is half the width of a 99% confidence interval. Darker colours indicate a greater degree of uncertainty in the estimate.

AFCAS 2016 Section 12 - Your Future Plans

Source: Defence Statistics (Surveys)

Table B12.23 How do the following factors impact on your intention to stay or leave the [Service]? Opportunities for sport.

		Officers: Margin of error +/-%					Other Ranks: Margin of error +/-%					Total: Margin of error +/-%				
		2012	2013	2014	2015	2016	2012	2013	2014	2015	2016	2012	2013	2014	2015	2016
Tri-Service	Increases my intentions to stay	2.2	2.3	2.2	2.3	2.2	2.1	2.3	1.8	2.1	1.7	1.8	2.0	1.6	1.8	1.5
	Has no effect on my intentions to stay or leave	2.2	2.3	2.2	2.3	2.2	2.1	2.3	1.8	2.0	1.7	1.8	2.0	1.5	1.7	1.4
	Increases my intentions to leave	1.5	1.5	1.4	1.3	1.3	1.3	1.5	1.1	1.5	1.0	1.1	1.3	1.0	1.2	0.9
	<i>Unweighted count</i>															
Royal Navy	Increases my intentions to stay	3.5	3.7	3.7	3.9	3.8	2.7	2.5	2.5	3.1	3.1	2.2	2.1	2.1	2.6	2.6
	Has no effect on my intentions to stay or leave	3.5	3.8	3.7	3.9	3.8	2.7	2.6	2.5	3.2	3.1	2.3	2.2	2.1	2.6	2.5
	Increases my intentions to leave	2.0	2.5	2.5	2.4	2.5	1.7	1.7	1.8	2.4	2.1	1.4	1.4	1.5	1.9	1.7
	<i>Unweighted count</i>															
Royal Marines	Increases my intentions to stay	5.2	5.1	4.3	5.4	5.6	2.4	2.2	1.8	2.1	1.9	2.2	2.0	1.7	2.0	1.8
	Has no effect on my intentions to stay or leave	5.5	5.5	4.4	5.4	5.6	2.5	2.2	1.8	2.1	1.9	2.3	2.0	1.7	1.9	1.8
	Increases my intentions to leave	3.8	4.3	3.1	3.9	4.0	1.8	1.7	1.3	1.5	1.3	1.6	1.5	1.2	1.4	1.3
	<i>Unweighted count</i>															
Army	Increases my intentions to stay	3.7	4.0	3.7	3.9	3.6	3.4	3.7	2.9	3.3	2.6	3.0	3.2	2.5	2.9	2.3
	Has no effect on my intentions to stay or leave	3.7	4.0	3.6	3.9	3.5	3.4	3.7	2.8	3.1	2.5	2.9	3.2	2.5	2.7	2.2
	Increases my intentions to leave	2.6	2.5	2.4	2.2	2.0	2.1	2.5	1.8	2.4	1.6	1.9	2.2	1.6	2.0	1.4
	<i>Unweighted count</i>															
RAF	Increases my intentions to stay	3.7	3.6	3.8	3.7	4.0	2.6	2.8	2.9	2.9	3.0	2.2	2.3	2.4	2.4	2.5
	Has no effect on my intentions to stay or leave	3.7	3.6	3.9	3.7	4.1	2.5	2.7	2.9	2.8	3.0	2.1	2.3	2.4	2.3	2.5
	Increases my intentions to leave	2.4	2.2	2.3	2.2	2.2	1.2	1.4	1.5	1.4	1.4	1.1	1.2	1.3	1.2	1.2
	<i>Unweighted count</i>															

Key

	Margin of error less than 3%
	Margin of error 3% - 5%
	Margin of error 5% +

Margin of error is half the width of a 99% confidence interval. Darker colours indicate a greater degree of uncertainty in the estimate.

AFCAS 2016 Section 12 - Your Future Plans

Source: Defence Statistics (Surveys)

Table B12.24 How do the following factors impact on your intention to stay or leave the [Service]? Opportunities for Adventure Training.

		Officers: Margin of error +/-%					Other Ranks: Margin of error +/-%					Total: Margin of error +/-%				
		2012	2013	2014	2015	2016	2012	2013	2014	2015	2016	2012	2013	2014	2015	2016
Tri-Service	Increases my intentions to stay	2.2	2.3	2.2	2.3	2.2	2.1	2.3	1.8	2.1	1.7	1.8	2.0	1.6	1.8	1.5
	Has no effect on my intentions to stay or leave	2.2	2.3	2.2	2.3	2.2	2.1	2.3	1.8	2.0	1.7	1.8	1.9	1.5	1.7	1.4
	Increases my intentions to leave	1.6	1.5	1.4	1.3	1.3	1.4	1.7	1.2	1.5	1.1	1.2	1.4	1.0	1.2	1.0
	<i>Unweighted count</i>															
Royal Navy	Increases my intentions to stay	3.5	3.7	3.6	3.9	3.8	2.7	2.5	2.4	3.1	3.1	2.2	2.1	2.1	2.6	2.5
	Has no effect on my intentions to stay or leave	3.5	3.8	3.7	3.9	3.7	2.7	2.6	2.5	3.2	3.1	2.3	2.2	2.1	2.6	2.5
	Increases my intentions to leave	2.1	2.6	2.5	2.3	2.4	1.7	1.7	1.8	2.3	2.0	1.4	1.4	1.5	1.8	1.6
	<i>Unweighted count</i>															
Royal Marines	Increases my intentions to stay	5.3	5.2	4.4	5.4	5.6	2.4	2.1	1.8	2.1	1.9	2.2	2.0	1.6	2.0	1.8
	Has no effect on my intentions to stay or leave	5.5	5.5	4.4	5.4	5.7	2.4	2.2	1.8	2.1	1.9	2.2	2.0	1.7	1.9	1.8
	Increases my intentions to leave	4.2	3.9	3.1	3.6	4.3	1.9	1.7	1.4	1.6	1.4	1.7	1.6	1.3	1.4	1.4
	<i>Unweighted count</i>															
Army	Increases my intentions to stay	3.7	4.0	3.8	3.9	3.6	3.4	3.7	2.8	3.3	2.6	3.0	3.2	2.5	2.9	2.3
	Has no effect on my intentions to stay or leave	3.7	4.0	3.7	3.9	3.5	3.4	3.7	2.8	3.2	2.5	2.9	3.2	2.5	2.8	2.2
	Increases my intentions to leave	2.8	2.6	2.3	2.2	2.0	2.3	2.7	1.9	2.4	1.8	2.0	2.3	1.7	2.0	1.5
	<i>Unweighted count</i>															
RAF	Increases my intentions to stay	3.7	3.6	3.8	3.7	4.0	2.6	2.8	2.9	2.9	3.0	2.2	2.3	2.4	2.4	2.5
	Has no effect on my intentions to stay or leave	3.7	3.6	3.9	3.7	4.0	2.6	2.7	2.9	2.9	3.0	2.1	2.3	2.4	2.4	2.5
	Increases my intentions to leave	2.4	2.2	2.4	2.2	2.3	1.2	1.4	1.5	1.4	1.4	1.1	1.2	1.3	1.2	1.2
	<i>Unweighted count</i>															

Key

	Margin of error less than 3%
	Margin of error 3% - 5%
	Margin of error 5% +

Margin of error is half the width of a 99% confidence interval. Darker colours indicate a greater degree of uncertainty in the estimate.

AFCAS 2016 Section 12 - Your Future Plans

Source: Defence Statistics (Surveys)

Table B12.25 How do the following factors impact on your intention to stay or leave the [Service]? Promotion prospects.

		Officers: Margin of error +/-%					Other Ranks: Margin of error +/-%					Total: Margin of error +/-%				
		2012	2013	2014	2015	2016	2012	2013	2014	2015	2016	2012	2013	2014	2015	2016
Tri-Service	Increases my intentions to stay	2.2	2.3	2.2	2.3	2.1	2.1	2.3	1.8	2.1	1.7	1.8	2.0	1.6	1.8	1.4
	Has no effect on my intentions to stay or leave	2.0	2.1	2.0	2.1	2.0	2.0	2.1	1.7	1.9	1.6	1.7	1.8	1.5	1.6	1.4
	Increases my intentions to leave	2.1	2.2	2.1	2.1	2.0	1.9	2.1	1.6	1.9	1.5	1.6	1.8	1.4	1.6	1.3
	<i>Unweighted count</i>															
Royal Navy	Increases my intentions to stay	3.3	3.6	3.6	3.7	3.6	2.7	2.5	2.5	3.1	3.1	2.2	2.1	2.1	2.5	2.5
	Has no effect on my intentions to stay or leave	3.0	3.0	3.2	3.4	3.3	2.6	2.4	2.4	3.0	3.0	2.2	2.0	2.0	2.4	2.4
	Increases my intentions to leave	3.5	3.8	3.7	3.9	3.7	2.4	2.2	2.3	2.9	2.7	2.0	1.9	2.0	2.4	2.3
	<i>Unweighted count</i>															
Royal Marines	Increases my intentions to stay	5.3	5.3	4.3	5.3	5.6	2.4	2.1	1.7	2.0	1.8	2.3	2.0	1.6	1.9	1.7
	Has no effect on my intentions to stay or leave	4.4	4.8	3.9	5.0	4.8	2.4	2.1	1.8	2.0	1.8	2.2	2.0	1.6	1.9	1.7
	Increases my intentions to leave	5.4	5.2	4.1	4.7	5.4	2.0	1.8	1.5	1.9	1.8	1.9	1.7	1.4	1.8	1.7
	<i>Unweighted count</i>															
Army	Increases my intentions to stay	3.7	3.9	3.7	3.9	3.5	3.4	3.7	2.8	3.3	2.6	3.0	3.2	2.5	2.9	2.2
	Has no effect on my intentions to stay or leave	3.3	3.6	3.3	3.6	3.3	3.2	3.4	2.7	3.0	2.4	2.7	2.9	2.3	2.6	2.1
	Increases my intentions to leave	3.4	3.7	3.3	3.4	3.1	3.0	3.4	2.4	3.0	2.3	2.6	2.9	2.1	2.6	2.0
	<i>Unweighted count</i>															
RAF	Increases my intentions to stay	3.5	3.4	3.6	3.5	3.8	2.6	2.8	3.0	2.8	2.9	2.2	2.3	2.4	2.3	2.4
	Has no effect on my intentions to stay or leave	3.3	3.2	3.4	3.4	3.6	2.3	2.4	2.6	2.6	2.8	1.9	2.0	2.2	2.1	2.3
	Increases my intentions to leave	3.7	3.6	3.9	3.7	4.1	2.6	2.7	2.8	2.8	2.9	2.2	2.3	2.4	2.3	2.4
	<i>Unweighted count</i>															

Key

	Margin of error less than 3%
	Margin of error 3% - 5%
	Margin of error 5% +

Margin of error is half the width of a 99% confidence interval. Darker colours indicate a greater degree of uncertainty in the estimate.

AFCAS 2016 Section 12 - Your Future Plans

Source: Defence Statistics (Surveys)

Table B12.26 How do the following factors impact on your intention to stay or leave the [Service]? Healthcare provision.

		Officers: Margin of error +/-%					Other Ranks: Margin of error +/-%					Total: Margin of error +/-%				
		2012	2013	2014	2015	2016	2012	2013	2014	2015	2016	2012	2013	2014	2015	2016
Tri-Service	Increases my intentions to stay	2.2	2.3	2.2	2.3	2.2	2.0	2.2	1.7	2.0	1.6	1.7	1.9	1.5	1.7	1.4
	Has no effect on my intentions to stay or leave	2.2	2.3	2.2	2.3	2.1	1.9	2.1	1.7	1.9	1.6	1.7	1.8	1.4	1.6	1.3
	Increases my intentions to leave	0.9	1.0	0.9	0.8	0.9	0.8	1.0	0.7	0.8	0.7	0.7	0.8	0.6	0.7	0.6
	<i>Unweighted count</i>															
Royal Navy	Increases my intentions to stay	3.4	3.7	3.7	3.9	3.8	2.6	2.5	2.5	3.1	3.0	2.2	2.1	2.1	2.5	2.5
	Has no effect on my intentions to stay or leave	3.4	3.7	3.6	3.8	3.7	2.6	2.4	2.4	2.9	3.0	2.1	2.0	2.0	2.4	2.4
	Increases my intentions to leave	1.0	1.1	1.4	1.3	1.4	1.1	1.0	1.1	1.5	1.2	0.9	0.8	0.9	1.2	1.0
	<i>Unweighted count</i>															
Royal Marines	Increases my intentions to stay	5.2	5.2	4.2	5.0	5.5	2.4	2.1	1.7	1.9	1.8	2.2	2.0	1.6	1.8	1.7
	Has no effect on my intentions to stay or leave	5.1	5.1	4.1	4.9	5.4	2.3	2.1	1.7	1.8	1.8	2.1	1.9	1.6	1.7	1.7
	Increases my intentions to leave	1.3	1.4	1.1	1.1	2.0	1.0	0.7	0.7	0.9	0.8	0.9	0.7	0.6	0.8	0.8
	<i>Unweighted count</i>															
Army	Increases my intentions to stay	3.7	3.9	3.6	3.9	3.5	3.2	3.5	2.7	3.1	2.5	2.8	3.1	2.4	2.7	2.1
	Has no effect on my intentions to stay or leave	3.7	3.9	3.6	3.9	3.4	3.1	3.4	2.6	3.0	2.4	2.7	2.9	2.3	2.6	2.1
	Increases my intentions to leave	1.5	1.7	1.4	1.3	1.3	1.3	1.6	1.2	1.3	1.1	1.1	1.4	1.0	1.1	0.9
	<i>Unweighted count</i>															
RAF	Increases my intentions to stay	3.6	3.5	3.7	3.6	3.9	2.3	2.5	2.7	2.6	2.8	2.0	2.1	2.2	2.2	2.4
	Has no effect on my intentions to stay or leave	3.5	3.4	3.6	3.5	3.7	2.2	2.4	2.6	2.6	2.7	1.9	2.0	2.2	2.2	2.3
	Increases my intentions to leave	1.4	1.7	1.8	1.5	2.0	0.8	0.9	1.0	0.9	1.0	0.7	0.8	0.9	0.8	0.9
	<i>Unweighted count</i>															

Key

	Margin of error less than 3%
	Margin of error 3% - 5%
	Margin of error 5% +

Margin of error is half the width of a 99% confidence interval. Darker colours indicate a greater degree of uncertainty in the estimate.

AFCAS 2016 Section 12 - Your Future Plans

Source: Defence Statistics (Surveys)

Table B12.27 How do the following factors impact on your intention to stay or leave the [Service]? Dental provision.

		Officers: Margin of error +/-%					Other Ranks: Margin of error +/-%					Total: Margin of error +/-%				
		2012	2013	2014	2015	2016	2012	2013	2014	2015	2016	2012	2013	2014	2015	2016
Tri-Service	Increases my intentions to stay	2.2	2.3	2.2	2.3	2.2	2.0	2.2	1.7	1.9	1.6	1.7	1.8	1.5	1.7	1.4
	Has no effect on my intentions to stay or leave	2.1	2.2	2.1	2.3	2.1	1.9	2.1	1.7	1.9	1.6	1.6	1.8	1.4	1.6	1.3
	Increases my intentions to leave	0.8	0.9	0.9	0.8	0.8	0.8	0.9	0.7	0.8	0.6	0.6	0.7	0.6	0.6	0.5
	<i>Unweighted count</i>															
Royal Navy	Increases my intentions to stay	3.4	3.7	3.7	3.8	3.7	2.6	2.5	2.5	3.1	3.0	2.2	2.1	2.1	2.5	2.5
	Has no effect on my intentions to stay or leave	3.3	3.6	3.6	3.8	3.7	2.5	2.4	2.4	3.0	2.9	2.1	2.0	2.0	2.4	2.4
	Increases my intentions to leave	0.8	1.1	1.3	1.3	1.2	0.9	0.9	1.0	1.3	1.0	0.8	0.7	0.8	1.1	0.8
	<i>Unweighted count</i>															
Royal Marines	Increases my intentions to stay	5.1	5.2	4.1	5.0	5.4	2.3	2.1	1.7	1.9	1.8	2.1	1.9	1.6	1.8	1.7
	Has no effect on my intentions to stay or leave	5.1	5.1	4.1	5.0	5.3	2.2	2.0	1.6	1.8	1.7	2.1	1.9	1.5	1.7	1.7
	Increases my intentions to leave	0.6	1.2	1.1	1.1	2.0	0.9	0.7	0.7	0.8	0.8	0.8	0.6	0.7	0.8	0.7
	<i>Unweighted count</i>															
Army	Increases my intentions to stay	3.7	3.9	3.6	3.9	3.5	3.2	3.5	2.7	3.1	2.4	2.8	3.1	2.4	2.7	2.1
	Has no effect on my intentions to stay or leave	3.6	3.9	3.6	3.9	3.4	3.0	3.4	2.6	2.9	2.4	2.7	3.0	2.3	2.6	2.1
	Increases my intentions to leave	1.5	1.6	1.3	1.2	1.2	1.2	1.4	1.1	1.2	0.9	1.1	1.3	0.9	1.1	0.8
	<i>Unweighted count</i>															
RAF	Increases my intentions to stay	3.6	3.5	3.7	3.6	3.9	2.3	2.5	2.6	2.6	2.8	2.0	2.1	2.2	2.2	2.3
	Has no effect on my intentions to stay or leave	3.5	3.4	3.6	3.5	3.7	2.2	2.4	2.6	2.6	2.7	1.9	2.0	2.2	2.1	2.3
	Increases my intentions to leave	1.3	1.6	1.8	1.5	1.8	0.7	0.7	0.9	0.8	0.9	0.6	0.7	0.8	0.7	0.8
	<i>Unweighted count</i>															

Key

	Margin of error less than 3%
	Margin of error 3% - 5%
	Margin of error 5% +

Margin of error is half the width of a 99% confidence interval. Darker colours indicate a greater degree of uncertainty in the estimate.

AFCAS 2016 Section 12 - Your Future Plans

Source: Defence Statistics (Surveys)

Table B12.28 How do the following factors impact on your intention to stay or leave the [Service]? Mental health provision.

		Officers: Margin of error +/-%					Other Ranks: Margin of error +/-%					Total: Margin of error +/-%				
		2012	2013	2014	2015	2016	2012	2013	2014	2015	2016	2012	2013	2014	2015	2016
Tri-Service	Increases my intentions to stay	2.1	2.2	2.1	2.0	2.1	2.1	2.3	1.8	2.1	1.7	1.8	2.0	1.6	1.8	1.5
	Has no effect on my intentions to stay or leave	2.2	2.2	2.2	2.1	2.2	2.1	2.3	1.8	2.1	1.7	1.8	1.9	1.6	1.8	1.5
	Increases my intentions to leave	0.7	0.8	0.9	0.8	0.9	0.9	1.0	0.8	1.1	0.8	0.8	0.8	0.7	0.9	0.7
	<i>Unweighted count</i>															
Royal Navy	Increases my intentions to stay	3.2	3.5	3.3	3.4	3.5	2.7	2.5	2.5	3.1	3.1	2.2	2.1	2.1	2.5	2.5
	Has no effect on my intentions to stay or leave	3.2	3.5	3.4	3.5	3.6	2.7	2.6	2.5	3.2	3.2	2.2	2.1	2.1	2.6	2.6
	Increases my intentions to leave	1.0	1.0	1.2	1.2	1.5	1.0	1.1	1.2	1.7	1.6	0.8	0.9	1.0	1.3	1.3
	<i>Unweighted count</i>															
Royal Marines	Increases my intentions to stay	5.3	5.3	4.3	5.0	5.4	2.5	2.2	1.8	2.1	1.9	2.3	2.0	1.7	1.9	1.8
	Has no effect on my intentions to stay or leave	5.3	5.4	4.3	5.1	5.5	2.5	2.2	1.8	2.1	1.9	2.3	2.0	1.7	2.0	1.8
	Increases my intentions to leave	1.5	1.3	1.0	1.3	2.1	1.1	0.8	0.8	1.0	0.9	0.9	0.8	0.7	0.9	0.9
	<i>Unweighted count</i>															
Army	Increases my intentions to stay	3.6	3.7	3.5	3.4	3.5	3.4	3.7	2.9	3.3	2.6	3.0	3.2	2.5	2.9	2.3
	Has no effect on my intentions to stay or leave	3.6	3.8	3.6	3.6	3.5	3.4	3.7	2.8	3.3	2.6	2.9	3.2	2.5	2.9	2.2
	Increases my intentions to leave	1.3	1.4	1.5	1.4	1.5	1.5	1.6	1.2	1.7	1.2	1.3	1.4	1.1	1.5	1.0
	<i>Unweighted count</i>															
RAF	Increases my intentions to stay	3.6	3.4	3.6	3.3	3.9	2.7	2.8	3.0	2.8	3.0	2.2	2.3	2.5	2.3	2.5
	Has no effect on my intentions to stay or leave	3.7	3.5	3.7	3.4	4.0	2.6	2.8	3.0	2.9	3.0	2.2	2.3	2.5	2.4	2.5
	Increases my intentions to leave	1.1	1.3	1.5	1.2	1.7	0.8	0.8	0.9	1.1	1.1	0.7	0.7	0.8	0.9	0.9
	<i>Unweighted count</i>															

Key

	Margin of error less than 3%
	Margin of error 3% - 5%
	Margin of error 5% +

Margin of error is half the width of a 99% confidence interval. Darker colours indicate a greater degree of uncertainty in the estimate.

AFCAS 2016 Section 12 - Your Future Plans

Source: Defence Statistics (Surveys)

Table B12.29 How do the following factors impact on your intention to stay or leave the [Service]? Pension

		Officers: Margin of error +/-%					Other Ranks: Margin of error +/-%					Total: Margin of error +/-%				
		2012	2013	2014	2015	2016	2012	2013	2014	2015	2016	2012	2013	2014	2015	2016
Tri-Service	Increases my intentions to stay	2.1	2.3	2.2	2.3	2.2	2.1	2.3	1.8	2.1	1.7	1.8	2.0	1.6	1.8	1.4
	Has no effect on my intentions to stay or leave	1.6	1.7	1.6	1.9	1.7	1.9	2.1	1.7	1.9	1.5	1.6	1.8	1.4	1.6	1.3
	Increases my intentions to leave	1.8	2.0	1.9	1.9	1.8	1.5	1.8	1.5	1.9	1.6	1.3	1.6	1.3	1.6	1.3
	<i>Unweighted count</i>															
Royal Navy	Increases my intentions to stay	3.2	3.7	3.6	3.9	3.7	2.7	2.6	2.5	3.1	3.1	2.2	2.2	2.1	2.5	2.5
	Has no effect on my intentions to stay or leave	2.5	2.8	2.9	3.1	3.0	2.4	2.2	2.2	2.9	2.7	2.0	1.8	1.8	2.3	2.2
	Increases my intentions to leave	2.4	3.1	3.0	3.2	3.0	1.9	2.4	2.4	3.1	2.9	1.6	2.0	2.0	2.5	2.3
	<i>Unweighted count</i>															
Royal Marines	Increases my intentions to stay	5.4	5.5	4.4	5.3	5.7	2.5	2.2	1.8	2.1	1.9	2.3	2.0	1.7	2.0	1.8
	Has no effect on my intentions to stay or leave	4.3	4.5	3.6	4.6	4.8	2.1	2.0	1.6	1.9	1.7	2.0	1.9	1.5	1.7	1.6
	Increases my intentions to leave	4.7	4.8	3.6	4.1	4.5	2.1	1.8	1.5	1.8	1.7	2.0	1.7	1.4	1.6	1.6
	<i>Unweighted count</i>															
Army	Increases my intentions to stay	3.6	3.9	3.7	3.9	3.5	3.4	3.8	2.9	3.3	2.5	2.9	3.3	2.5	2.9	2.2
	Has no effect on my intentions to stay or leave	2.8	3.0	2.7	3.3	2.8	3.0	3.5	2.6	3.0	2.3	2.6	3.0	2.3	2.6	2.0
	Increases my intentions to leave	3.0	3.4	3.2	3.1	3.0	2.4	2.9	2.2	2.9	2.4	2.1	2.6	2.0	2.5	2.1
	<i>Unweighted count</i>															
RAF	Increases my intentions to stay	3.6	3.5	3.8	3.7	4.0	2.6	2.9	3.0	2.9	3.0	2.2	2.4	2.5	2.4	2.5
	Has no effect on my intentions to stay or leave	2.7	2.5	2.8	2.9	3.0	2.2	2.4	2.4	2.4	2.6	1.8	1.9	2.0	1.9	2.1
	Increases my intentions to leave	3.0	3.1	3.2	3.1	3.3	2.1	2.4	2.6	2.7	2.8	1.8	2.0	2.2	2.2	2.3
	<i>Unweighted count</i>															

Key

	Margin of error less than 3%
	Margin of error 3% - 5%
	Margin of error 5% +

Margin of error is half the width of a 99% confidence interval. Darker colours indicate a greater degree of uncertainty in the estimate.

AFCAS 2016 Section 12 - Your Future Plans

Source: Defence Statistics (Surveys)

Table B12.30 How do the following factors impact on your intention to stay or leave the [Service]? Opportunities for flexible working conditions.

		Officers: Margin of error +/-%					Other Ranks: Margin of error +/-%					Total: Margin of error +/-%				
		2012	2013	2014	2015	2016	2012	2013	2014	2015	2016	2012	2013	2014	2015	2016
Tri-Service	Increases my intentions to stay	2.0	2.1	2.0	2.1	2.0	2.1	2.2	1.7	2.0	1.6	1.7	1.8	1.4	1.7	1.4
	Has no effect on my intentions to stay or leave	2.2	2.3	2.3	2.3	2.2	2.1	2.3	1.8	2.1	1.7	1.8	2.0	1.6	1.7	1.4
	Increases my intentions to leave	1.8	1.9	1.9	2.0	1.8	1.8	2.0	1.6	2.0	1.5	1.5	1.7	1.4	1.7	1.3
	<i>Unweighted count</i>															
Royal Navy	Increases my intentions to stay	3.1	3.4	3.2	3.5	3.5	2.5	2.2	2.1	2.8	2.9	2.1	1.9	1.8	2.3	2.3
	Has no effect on my intentions to stay or leave	3.5	3.8	3.7	3.9	3.8	2.7	2.5	2.5	3.1	3.0	2.3	2.1	2.1	2.5	2.5
	Increases my intentions to leave	2.8	3.3	3.4	3.6	3.4	2.3	2.4	2.4	3.1	3.0	1.9	2.0	2.0	2.5	2.4
	<i>Unweighted count</i>															
Royal Marines	Increases my intentions to stay	5.2	5.0	4.0	4.9	5.1	2.3	2.1	1.7	2.0	1.8	2.1	1.9	1.6	1.9	1.7
	Has no effect on my intentions to stay or leave	5.4	5.5	4.4	5.3	5.7	2.5	2.2	1.8	2.0	1.9	2.3	2.0	1.7	1.9	1.8
	Increases my intentions to leave	4.7	4.6	3.8	5.0	5.3	2.2	1.8	1.6	1.9	1.7	2.0	1.7	1.5	1.8	1.7
	<i>Unweighted count</i>															
Army	Increases my intentions to stay	3.4	3.6	3.4	3.6	3.0	3.3	3.5	2.6	3.1	2.4	2.9	3.0	2.3	2.7	2.1
	Has no effect on my intentions to stay or leave	3.8	4.0	3.7	3.9	3.6	3.4	3.7	2.8	3.2	2.5	2.9	3.2	2.5	2.8	2.2
	Increases my intentions to leave	3.0	3.3	3.3	3.4	3.0	2.9	3.3	2.5	3.1	2.3	2.5	2.8	2.2	2.7	2.0
	<i>Unweighted count</i>															
RAF	Increases my intentions to stay	3.5	3.4	3.6	3.5	3.8	2.6	2.8	2.9	2.8	2.9	2.1	2.3	2.4	2.3	2.4
	Has no effect on my intentions to stay or leave	3.8	3.6	3.9	3.8	4.1	2.7	2.8	2.9	2.9	3.0	2.2	2.4	2.5	2.4	2.5
	Increases my intentions to leave	2.8	2.8	3.2	3.1	3.2	1.9	2.2	2.4	2.4	2.5	1.6	1.8	2.0	2.0	2.1
	<i>Unweighted count</i>															

Key

	Margin of error less than 3%
	Margin of error 3% - 5%
	Margin of error 5% +

Margin of error is half the width of a 99% confidence interval. Darker colours indicate a greater degree of uncertainty in the estimate.

AFCAS 2016 Section 12 - Your Future Plans

Source: Defence Statistics (Surveys)

Table B12.31 How do the following factors impact on your intention to stay or leave the [Service]? Excitement of the job.

		Officers: Margin of error +/-%					Other Ranks: Margin of error +/-%					Total: Margin of error +/-%				
		2012	2013	2014	2015	2016	2012	2013	2014	2015	2016	2012	2013	2014	2015	2016
Tri-Service	Increases my intentions to stay	2.2	2.3	2.2	2.3	2.2	2.1	2.3	1.8	2.1	1.7	1.8	2.0	1.5	1.7	1.4
	Has no effect on my intentions to stay or leave	2.0	2.1	2.0	2.1	2.0	2.1	2.2	1.8	2.0	1.6	1.7	1.8	1.5	1.7	1.4
	Increases my intentions to leave	1.4	1.5	1.5	1.6	1.5	1.7	2.0	1.6	1.9	1.5	1.5	1.7	1.3	1.6	1.3
	<i>Unweighted count</i>															
Royal Navy	Increases my intentions to stay	3.5	3.8	3.7	3.9	3.7	2.6	2.4	2.3	3.0	3.0	2.2	2.1	2.0	2.5	2.5
	Has no effect on my intentions to stay or leave	3.2	3.6	3.5	3.7	3.4	2.7	2.5	2.5	3.1	3.0	2.2	2.1	2.1	2.5	2.4
	Increases my intentions to leave	2.3	2.6	2.6	2.7	2.6	2.4	2.3	2.3	3.0	2.9	1.9	1.9	1.9	2.4	2.3
	<i>Unweighted count</i>															
Royal Marines	Increases my intentions to stay	5.1	5.3	4.3	5.2	5.6	2.5	2.2	1.8	2.1	1.9	2.3	2.0	1.7	2.0	1.8
	Has no effect on my intentions to stay or leave	4.7	4.7	3.9	4.5	5.1	2.3	2.1	1.7	2.0	1.8	2.1	1.9	1.6	1.8	1.7
	Increases my intentions to leave	2.9	3.5	3.0	3.6	3.4	2.0	1.7	1.5	1.7	1.6	1.8	1.6	1.3	1.6	1.5
	<i>Unweighted count</i>															
Army	Increases my intentions to stay	3.7	4.0	3.7	3.9	3.5	3.4	3.7	2.8	3.2	2.5	3.0	3.2	2.4	2.8	2.2
	Has no effect on my intentions to stay or leave	3.4	3.6	3.4	3.5	3.2	3.3	3.4	2.8	3.1	2.5	2.8	3.0	2.4	2.7	2.2
	Increases my intentions to leave	2.4	2.7	2.4	2.8	2.3	2.8	3.3	2.4	3.1	2.3	2.4	2.8	2.1	2.6	1.9
	<i>Unweighted count</i>															
RAF	Increases my intentions to stay	3.6	3.6	3.8	3.7	4.0	2.7	2.9	3.0	2.9	3.0	2.2	2.4	2.5	2.4	2.5
	Has no effect on my intentions to stay or leave	3.4	3.3	3.4	3.4	3.7	2.5	2.7	2.8	2.8	2.9	2.1	2.2	2.3	2.3	2.4
	Increases my intentions to leave	2.2	2.3	2.6	2.3	2.8	2.1	2.2	2.5	2.5	2.6	1.7	1.8	2.0	2.0	2.1
	<i>Unweighted count</i>															

Key

	Margin of error less than 3%
	Margin of error 3% - 5%
	Margin of error 5% +

Margin of error is half the width of a 99% confidence interval. Darker colours indicate a greater degree of uncertainty in the estimate.

AFCAS 2016 Section 12 - Your Future Plans

Source: Defence Statistics (Surveys)

Table B12.32 How do the following factors impact on your intention to stay or leave the [Service]? Financial Incentives available to me e.g. Commitment Bonus.

		Officers: Margin of error +/-%					Other Ranks: Margin of error +/-%					Total: Margin of error +/-%				
		2012	2013	2014	2015	2016	2012	2013	2014	2015	2016	2012	2013	2014	2015	2016
Tri-Service	Increases my intentions to stay	2.5	2.5	2.5	2.7	2.6	2.3	2.5	2.0	2.3	1.8	2.0	2.2	1.7	2.0	1.6
	Has no effect on my intentions to stay or leave	2.7	2.7	2.7	2.8	2.7	2.3	2.4	1.9	2.2	1.8	2.0	2.1	1.7	1.9	1.6
	Increases my intentions to leave	1.8	1.9	1.8	2.0	2.0	1.4	1.5	1.2	1.8	1.5	1.2	1.3	1.1	1.6	1.3
	<i>Unweighted count</i>															
Royal Navy	Increases my intentions to stay	3.7	4.3	3.9	4.5	4.4	2.9	2.7	2.6	3.4	3.4	2.5	2.3	2.3	2.9	2.9
	Has no effect on my intentions to stay or leave	4.1	4.6	4.4	4.7	4.7	3.0	2.7	2.7	3.3	3.3	2.5	2.3	2.3	2.8	2.8
	Increases my intentions to leave	2.7	3.3	3.2	3.7	3.7	1.9	1.9	2.1	3.0	3.0	1.6	1.7	1.8	2.5	2.5
	<i>Unweighted count</i>															
Royal Marines	Increases my intentions to stay	5.2	5.2	4.4	5.9	5.6	2.5	2.3	1.9	2.2	2.0	2.3	2.1	1.7	2.0	1.9
	Has no effect on my intentions to stay or leave	6.3	6.3	5.1	6.6	6.9	2.5	2.2	1.8	2.1	1.9	2.4	2.1	1.7	2.0	1.8
	Increases my intentions to leave	5.1	5.3	3.7	5.7	5.9	2.3	1.7	1.4	1.8	1.7	2.1	1.6	1.3	1.7	1.7
	<i>Unweighted count</i>															
Army	Increases my intentions to stay	4.0	4.1	4.1	4.5	4.0	3.7	4.0	3.0	3.5	2.7	3.3	3.6	2.7	3.2	2.4
	Has no effect on my intentions to stay or leave	4.4	4.6	4.4	4.7	4.3	3.6	3.9	3.0	3.3	2.6	3.2	3.5	2.7	3.0	2.4
	Increases my intentions to leave	3.0	3.2	3.0	3.3	3.3	2.2	2.4	1.9	2.8	2.2	1.9	2.1	1.7	2.5	2.0
	<i>Unweighted count</i>															
RAF	Increases my intentions to stay	4.5	4.2	4.5	4.5	4.9	2.9	3.1	3.1	3.2	3.4	2.5	2.6	2.6	2.7	2.9
	Has no effect on my intentions to stay or leave	4.6	4.2	4.6	4.4	4.7	2.8	2.9	2.9	2.9	3.1	2.4	2.5	2.5	2.5	2.7
	Increases my intentions to leave	2.9	3.0	3.0	3.2	3.6	1.9	2.0	2.1	2.4	2.8	1.6	1.7	1.8	2.0	2.4
	<i>Unweighted count</i>															

Key

	Margin of error less than 3%
	Margin of error 3% - 5%
	Margin of error 5% +

Margin of error is half the width of a 99% confidence interval. Darker colours indicate a greater degree of uncertainty in the estimate.

AFCAS 2016 Section 12 - Your Future Plans

Source: Defence Statistics (Surveys)

Table B12.33 How do the following factors impact on your intention to stay or leave the [Service]? Spouse/partner's career.

		Officers: Margin of error +/-%					Other Ranks: Margin of error +/-%					Total: Margin of error +/-%				
		2012	2013	2014	2015	2016	2012	2013	2014	2015	2016	2012	2013	2014	2015	2016
Tri-Service	Increases my intentions to stay	1.3	1.3	1.3	1.5	1.4	1.9	2.2	1.7	1.9	1.6	1.6	1.8	1.4	1.5	1.3
	Has no effect on my intentions to stay or leave	2.4	2.4	2.3	2.4	2.2	2.6	2.7	2.2	2.4	2.0	2.1	2.2	1.8	2.0	1.6
	Increases my intentions to leave	2.5	2.5	2.4	2.6	2.4	2.5	2.7	2.2	2.5	2.1	2.1	2.2	1.8	2.0	1.7
	<i>Unweighted count</i>															
Royal Navy	Increases my intentions to stay	2.0	2.0	2.0	2.4	2.0	2.3	2.0	2.0	2.6	2.5	1.8	1.6	1.6	2.0	1.9
	Has no effect on my intentions to stay or leave	4.0	4.2	4.2	4.4	4.1	3.5	3.1	3.2	3.9	3.7	2.8	2.6	2.6	3.1	2.9
	Increases my intentions to leave	4.0	4.3	4.3	4.4	4.2	3.3	3.1	3.2	3.9	3.7	2.6	2.5	2.6	3.1	3.0
	<i>Unweighted count</i>															
Royal Marines	Increases my intentions to stay	3.3	2.6	2.7	3.5	2.5	2.2	2.0	1.7	2.0	1.8	2.0	1.8	1.5	1.8	1.6
	Has no effect on my intentions to stay or leave	6.5	6.4	5.2	6.2	6.4	3.4	2.9	2.6	2.9	2.6	3.1	2.7	2.3	2.6	2.4
	Increases my intentions to leave	6.6	6.4	5.3	6.3	6.5	3.3	2.8	2.5	2.8	2.6	3.0	2.6	2.2	2.6	2.4
	<i>Unweighted count</i>															
Army	Increases my intentions to stay	2.2	2.2	2.1	2.6	2.2	3.2	3.7	2.7	3.1	2.5	2.7	3.0	2.2	2.6	2.1
	Has no effect on my intentions to stay or leave	4.0	4.2	3.7	3.9	3.5	4.3	4.4	3.4	4.0	3.0	3.6	3.7	2.9	3.3	2.6
	Increases my intentions to leave	4.2	4.4	3.9	4.3	3.8	4.2	4.3	3.4	4.0	3.1	3.5	3.7	2.9	3.4	2.7
	<i>Unweighted count</i>															
RAF	Increases my intentions to stay	2.1	2.3	2.5	2.7	3.0	2.3	2.6	2.8	2.8	2.9	1.8	2.0	2.2	2.2	2.3
	Has no effect on my intentions to stay or leave	4.1	3.9	4.0	4.0	4.0	3.1	3.2	3.3	3.2	3.4	2.6	2.6	2.6	2.6	2.7
	Increases my intentions to leave	4.2	4.1	4.3	4.3	4.5	3.2	3.4	3.6	3.5	3.6	2.6	2.7	2.9	2.8	2.9
	<i>Unweighted count</i>															

Key

	Margin of error less than 3%
	Margin of error 3% - 5%
	Margin of error 5% +

Margin of error is half the width of a 99% confidence interval. Darker colours indicate a greater degree of uncertainty in the estimate.

AFCAS 2016 Section 12 - Your Future Plans

Source: Defence Statistics (Surveys)

Table B12.34 How do the following factors impact on your intention to stay or leave the [Service]? Childcare.

		Officers: Margin of error +/-%					Other Ranks: Margin of error +/-%					Total: Margin of error +/-%				
		2012	2013	2014	2015	2016	2012	2013	2014	2015	2016	2012	2013	2014	2015	2016
Tri-Service	Increases my intentions to stay
	Has no effect on my intentions to stay or leave
	Increases my intentions to leave
	<i>Unweighted count</i>															
Royal Navy	Increases my intentions to stay	2.5	2.9	2.2
	Has no effect on my intentions to stay or leave	5.3	4.5	3.5
	Increases my intentions to leave	5.3	4.6	3.6
	<i>Unweighted count</i>															
Royal Marines	Increases my intentions to stay	4.6	2.6	2.3
	Has no effect on my intentions to stay or leave	8.8	3.6	3.3
	Increases my intentions to leave	8.8	3.6	3.3
	<i>Unweighted count</i>															
Army	Increases my intentions to stay
	Has no effect on my intentions to stay or leave
	Increases my intentions to leave
	<i>Unweighted count</i>															
RAF	Increases my intentions to stay
	Has no effect on my intentions to stay or leave
	Increases my intentions to leave
	<i>Unweighted count</i>															

Key

- Margin of error less than 3%
- Margin of error 3% - 5%
- Margin of error 5% +

Margin of error is half the width of a 99% confidence interval. Darker colours indicate a greater degree of uncertainty in the estimate.

AFCAS 2016 Section 12 - Your Future Plans

Source: Defence Statistics (Surveys)

Table B12.35 How do the following factors impact on your intention to stay or leave the [Service]? Work/life balance while at sea.

		Officers: Margin of error +/-%					Other Ranks: Margin of error +/-%					Total: Margin of error +/-%				
		2012	2013	2014	2015	2016	2012	2013	2014	2015	2016	2012	2013	2014	2015	2016
Tri-Service	Increases my intentions to stay
	Has no effect on my intentions to stay or leave
	Increases my intentions to leave
	<i>Unweighted count</i>															
Royal Navy	Increases my intentions to stay	2.4	2.2	1.8
	Has no effect on my intentions to stay or leave	4.0	3.0	2.5
	Increases my intentions to leave	4.2	3.2	2.7
	<i>Unweighted count</i>															
Royal Marines	Increases my intentions to stay	3.8	1.5	1.4
	Has no effect on my intentions to stay or leave	6.7	2.1	2.0
	Increases my intentions to leave	6.7	2.0	1.9
	<i>Unweighted count</i>															
Army	Increases my intentions to stay
	Has no effect on my intentions to stay or leave
	Increases my intentions to leave
	<i>Unweighted count</i>															
RAF	Increases my intentions to stay
	Has no effect on my intentions to stay or leave
	Increases my intentions to leave
	<i>Unweighted count</i>															

Key

	Margin of error less than 3%
	Margin of error 3% - 5%
	Margin of error 5% +

Margin of error is half the width of a 99% confidence interval. Darker colours indicate a greater degree of uncertainty in the estimate.

AFCAS 2016 Section 12 - Your Future Plans

Source: Defence Statistics (Surveys)

Table B12.36 How do the following factors impact on your intention to stay or leave the [Service]? Work/life balance while on shore

		Officers: Margin of error +/-%					Other Ranks: Margin of error +/-%					Total: Margin of error +/-%				
		2012	2013	2014	2015	2016	2012	2013	2014	2015	2016	2012	2013	2014	2015	2016
Tri-Service	Increases my intentions to stay
	Has no effect on my intentions to stay or leave
	Increases my intentions to leave
	<i>Unweighted count</i>															
Royal Navy	Increases my intentions to stay	3.4	2.8	2.3
	Has no effect on my intentions to stay or leave	3.6	3.0	2.5
	Increases my intentions to leave	3.8	3.1	2.6
	<i>Unweighted count</i>															
Royal Marines	Increases my intentions to stay	4.4	1.7	1.5
	Has no effect on my intentions to stay or leave	5.7	2.0	1.9
	Increases my intentions to leave	5.7	1.8	1.8
	<i>Unweighted count</i>															
Army	Increases my intentions to stay
	Has no effect on my intentions to stay or leave
	Increases my intentions to leave
	<i>Unweighted count</i>															
RAF	Increases my intentions to stay
	Has no effect on my intentions to stay or leave
	Increases my intentions to leave
	<i>Unweighted count</i>															

Key

- Margin of error less than 3%
- Margin of error 3% - 5%
- Margin of error 5% +

Margin of error is half the width of a 99% confidence interval. Darker colours indicate a greater degree of uncertainty in the estimate.

AFCAS 2016 Section 12 - Your Future Plans

Source: Defence Statistics (Surveys)

Table B12.37 How do the following factors impact on your intention to stay or leave the [Service]? Management in my current unit.

		Officers: Margin of error +/-%					Other Ranks: Margin of error +/-%					Total: Margin of error +/-%				
		2012	2013	2014	2015	2016	2012	2013	2014	2015	2016	2012	2013	2014	2015	2016
Tri-Service	Increases my intentions to stay	1.7	1.8	1.8	1.8	1.8	1.4	1.5	1.5	1.2
	Has no effect on my intentions to stay or leave	2.2	2.3	2.3	2.1	2.3	1.8	1.8	1.9	1.6
	Increases my intentions to leave	1.9	2.0	2.0	2.0	2.3	1.8	1.7	1.9	1.5
	<i>Unweighted count</i>															
Royal Navy	Increases my intentions to stay	2.8	2.9	2.9	..	3.6	2.0	1.8	1.7	..	2.8	1.7	1.6	1.5	..	2.3
	Has no effect on my intentions to stay or leave	3.4	3.7	3.7	..	3.8	2.7	2.6	2.5	..	3.2	2.2	2.1	2.1	..	2.6
	Increases my intentions to leave	2.7	3.1	3.1	..	2.9	2.4	2.3	2.4	..	2.9	2.0	1.9	2.0	..	2.3
	<i>Unweighted count</i>															
Royal Marines	Increases my intentions to stay	4.8	4.6	3.6	..	5.4	1.6	1.5	1.3	..	1.7	1.5	1.5	1.2	..	1.6
	Has no effect on my intentions to stay or leave	5.3	5.3	4.3	..	5.8	2.5	2.2	1.8	..	2.0	2.3	2.0	1.7	..	1.9
	Increases my intentions to leave	3.4	3.8	3.4	..	4.1	2.3	2.0	1.7	..	1.7	2.1	1.8	1.6	..	1.6
	<i>Unweighted count</i>															
Army	Increases my intentions to stay	2.9	3.2	3.0	2.9	2.8	2.2	2.5	2.5	1.9
	Has no effect on my intentions to stay or leave	3.8	4.0	3.8	3.4	3.7	2.8	3.0	3.2	2.5
	Increases my intentions to leave	3.3	3.6	3.3	3.2	3.7	2.8	2.8	3.2	2.4
	<i>Unweighted count</i>															
RAF	Increases my intentions to stay	2.7	2.5	2.7	1.9	2.0	2.1	1.6	1.7	1.8
	Has no effect on my intentions to stay or leave	3.7	3.6	3.9	2.7	2.9	3.0	2.2	2.4	2.5
	Increases my intentions to leave	3.3	3.2	3.5	2.4	2.7	2.8	2.0	2.2	2.3
	<i>Unweighted count</i>															

Key

	Margin of error less than 3%
	Margin of error 3% - 5%
	Margin of error 5% +

Margin of error is half the width of a 99% confidence interval. Darker colours indicate a greater degree of uncertainty in the estimate.

AFCAS 2016 Section 13 - Fairness at Work

Source: Defence Statistics (Surveys)

Table B13.1 How strongly do you agree or disagree with the following statement regarding fairness and equality in the [Service]? I am treated fairly at work.

		Officers					Other Ranks					Total				
		2012	2013	2014	2015	2016	2012	2013	2014	2015	2016	2012	2013	2014	2015	2016
Tri-Service	Agree	87	87	69	70	72	73
	Neutral	7	8	18	18	16	17
	Disagree	5	5	13	12	12	11
	<i>Unweighted count</i>					3 308					8 807					12 115
Royal Navy	Agree	87	88	70	73	74	77
	Neutral	7	8	19	18	16	16
	Disagree	6	4	11	9	10	8
	<i>Unweighted count</i>					942					1 694					2 636
Royal Marines	Agree	90	92	71	72	73	74
	Neutral	7	6	20	21	18	19
	Disagree	3	2	9 **	7	8 **	7
	<i>Unweighted count</i>					298					2 608					2 906
Army	Agree	87	88	67	66	70	69
	Neutral	7	7	18	20	17	18
	Disagree	6	5	15	14	14	13
	<i>Unweighted count</i>					1 186					2 647					3 833
RAF	Agree	88 **	84	75	77	78	79
	Neutral	7	10	14	14	13	13
	Disagree	4	6	10	9	9	8
	<i>Unweighted count</i>					882					1 858					2 740

** denotes the estimate is significantly different to the 2016 estimate (99% confidence level).

similar to A091 prior to 2015 but substantial wording change required new question.

AFCAS 2016 Section 13 - Fairness at Work

Source: Defence Statistics (Surveys)

Table B13.2 Do you feel that the [Service] discipline system is...?

		Officers					Other Ranks					Total						
		2012	2013	2014	2015	2016	2012	2013	2014	2015	2016	2012	2013	2014	2015	2016		
Tri-Service	Fair	87	85	86	87	87	65 **	63	62	63	62	69	66	66	67	67		
	Neutral	9	10	10	9	9	21	23	22	23	23	19	20	20	20	21		
	Unfair	3	5	4	4	4	14	15	16 **	15	14	12	13	14 **	13	13		
	<i>Unweighted count</i>						3 320						8 821					
Royal Navy	Fair	91	88	90	90	89	60	61	58	60	60	66	67	65	67	67		
	Neutral	7	9	8	8	7	24	24	24	24	27	21	21	20	20	22		
	Unfair	2	3	2	3	4	16 **	15	18 **	16 **	12	13 **	13	14 **	13	10		
	<i>Unweighted count</i>						943						1 690					
Royal Marines	Fair	95	94	93	95	94	73	74 **	68 **	72	71	75	76 **	71 **	74	73		
	Neutral	4	4	6	4	4	19	20	22	19	20	18	18	20	18	18		
	Unfair	1	2	2	1	2	8	7 **	10	9	9	7	6 **	9	8	9		
	<i>Unweighted count</i>						298						2 604					
Army	Fair	88	86	86	87	87	64	60	60	60	60	68	63	63	64	64		
	Neutral	8	8	9	7	9	21	23	22	23	22	19	21	20	20	20		
	Unfair	4	6	5	6	4	15	17	19	17	17	13	15	17	15	15		
	<i>Unweighted count</i>						1 193						2 667					
RAF	Fair	83	82	84	85	83	70	70	69	68	68	73	72	72	72	71		
	Neutral	13	13	12	12	12	20	20 **	20 **	23	23	18	18	18	20	21		
	Unfair	4	5	4	3	5	10	10	11	10	9	9	9	9	8	8		
	<i>Unweighted count</i>						886						1 860					

** denotes the estimate is significantly different to the 2016 estimate (99% confidence level).

AFCAS 2016 Section 13 - Fairness at Work

Source: Defence Statistics (Surveys)

Table B13.3 Do you believe you have been the subject of bullying, discrimination or harassment in the last 12 months?

		Officers					Other Ranks					Total				
		2012	2013	2014	2015	2016	2012	2013	2014	2015	2016	2012	2013	2014	2015	2016
Tri-Service	Yes	10	10	14	12	13	11
	No	90	90	86	88	87	89
	<i>Unweighted count</i>					3 056					8 162					11 218
Royal Navy	Yes	11	9	12	11	12	11
	No	89	91	88	89	88	89
	<i>Unweighted count</i>					861					1 571					2 432
Royal Marines	Yes	5	3	5	5	5	4
	No	95	97	95	95	95	96
	<i>Unweighted count</i>					270					2 348					2 618
Army	Yes	10	9	15	13	14	12
	No	90	91	85	87	86	88
	<i>Unweighted count</i>					1 113					2 501					3 614
RAF	Yes	11	13	12	10	12	11
	No	89	87	88	90	88	89
	<i>Unweighted count</i>					812					1 742					2 554

** denotes the estimate is significantly different to the 2016 estimate (99% confidence level).

(1) prior to 2015 this question was asked directly. (2) from 2015 it is derived from those ticking any of A645, A646, A647.

AFCAS 2016 Section 13 - Fairness at Work

Source: Defence Statistics (Surveys)

Table B13.4 Do you believe you have been subject to any of the following in a Service environment in the last 12 months? Bullying.

		Officers					Other Ranks					Total				
		2012	2013	2014	2015	2016	2012	2013	2014	2015	2016	2012	2013	2014	2015	2016
Tri-Service	Not ticked	95	96	93 **	95	93 **	95
	Ticked	5	4	7 **	5	7 **	5
	<i>Unweighted count</i>					3 056					8 162					11 218
Royal Navy	Not ticked	94 **	96	94	95	94	95
	Ticked	6 **	4	6	5	6	5
	<i>Unweighted count</i>					861					1 571					2 432
Royal Marines	Not ticked	99	99	97	98	97	98
	Ticked	1	1	3	2	3	2
	<i>Unweighted count</i>					270					2 348					2 618
Army	Not ticked	95	96	91 **	94	92 **	95
	Ticked	5	4	9 **	6	8 **	5
	<i>Unweighted count</i>					1 113					2 501					3 614
RAF	Not ticked	95	94	95	96	95	96
	Ticked	5	6	5	4	5	4
	<i>Unweighted count</i>					812					1 742					2 554

** denotes the estimate is significantly different to the 2016 estimate (99% confidence level).

prior to 2015, this question was not asked directly but derived [A095_b_any refers].

AFCAS 2016 Section 13 - Fairness at Work

Source: Defence Statistics (Surveys)

Table B13.5 Do you believe you have been subject to any of the following in a Service environment in the last 12 months? Discrimination.

		Officers					Other Ranks					Total				
		2012	2013	2014	2015	2016	2012	2013	2014	2015	2016	2012	2013	2014	2015	2016
Tri-Service	Not ticked	94	94	91	92	92	93
	Ticked	6	6	9	8	8	7
	<i>Unweighted count</i>					3 056					8 162					11 218
Royal Navy	Not ticked	95	94	93	93	93	93
	Ticked	5	6	7	7	7	7
	<i>Unweighted count</i>					861					1 571					2 432
Royal Marines	Not ticked	97	97	98	97	98	97
	Ticked	3	3	2	3	2	3
	<i>Unweighted count</i>					270					2 348					2 618
Army	Not ticked	93	95	90	91	91	92
	Ticked	7	5	10	9	9	8
	<i>Unweighted count</i>					1 113					2 501					3 614
RAF	Not ticked	94	92	93	93	93	93
	Ticked	6	8	7	7	7	7
	<i>Unweighted count</i>					812					1 742					2 554

** denotes the estimate is significantly different to the 2016 estimate (99% confidence level).

prior to 2015, this question was not asked directly but derived [A095_d_any refers].

AFCAS 2016 Section 13 - Fairness at Work

Source: Defence Statistics (Surveys)

Table B13.6 Do you believe you have been subject to any of the following in a Service environment in the last 12 months? Harassment.

		Officers					Other Ranks					Total				
		2012	2013	2014	2015	2016	2012	2013	2014	2015	2016	2012	2013	2014	2015	2016
Tri-Service	Not ticked	97	98	96	96	97	97
	Ticked	3	2	4	4	3	3
	<i>Unweighted count</i>					3 056					8 162					11 218
Royal Navy	Not ticked	98	98	96	97	96	97
	Ticked	2	2	4	3	4	3
	<i>Unweighted count</i>					861					1 571					2 432
Royal Marines	Not ticked	99	99	98	99	98	99
	Ticked	1	1	2	1	2	1
	<i>Unweighted count</i>					270					2 348					2 618
Army	Not ticked	97	98	96	96	96	96
	Ticked	3	2	4	4	4	4
	<i>Unweighted count</i>					1 113					2 501					3 614
RAF	Not ticked	98	97	97	96	98	97
	Ticked	2	3	3	4	2	3
	<i>Unweighted count</i>					812					1 742					2 554

** denotes the estimate is significantly different to the 2016 estimate (99% confidence level).

prior to 2015, this question was not asked directly but derived [A095_h_any refers].

AFCAS 2016 Section 13 - Fairness at Work

Source: Defence Statistics (Surveys)

Table B13.7 Do you believe you have been subject to any of the following in a Service environment in the last 12 months? None of the above. (i.e. Not subject to bullying, discrimination and/or Harassment.)

Percentages

		Officers					Other Ranks					Total				
		2012	2013	2014	2015	2016	2012	2013	2014	2015	2016	2012	2013	2014	2015	2016
Tri-Service	Not ticked	10	10	14	12	13	11
	Ticked	90	90	86	88	87	89
	<i>Unweighted count</i>					3 056					8 162					11 218
Royal Navy	Not ticked	11	9	12	11	12	11
	Ticked	89	91	88	89	88	89
	<i>Unweighted count</i>					861					1 571					2 432
Royal Marines	Not ticked	5	3	5	5	5	4
	Ticked	95	97	95	95	95	96
	<i>Unweighted count</i>					270					2 348					2 618
Army	Not ticked	10	9	15	13	14	12
	Ticked	90	91	85	87	86	88
	<i>Unweighted count</i>					1 113					2 501					3 614
RAF	Not ticked	11	13	12	10	12	11
	Ticked	89	87	88	90	88	89
	<i>Unweighted count</i>					812					1 742					2 554

** denotes the estimate is significantly different to the 2016 estimate (99% confidence level).

new question in 2015

AFCAS 2016 Section 13 - Fairness at Work

Source: Defence Statistics (Surveys)

Table B13.8 If you believe that you have been subject to discrimination in a Service environment in the last 12 months, please specify on what grounds: Gender.

		Officers					Other Ranks					Total				
		2012	2013	2014	2015	2016	2012	2013	2014	2015	2016	2012	2013	2014	2015 r	2016
Tri-Service	Not ticked	98	98	98	98	98	98
	Ticked	2	2	2	2	2	2
	<i>Unweighted count</i>					3 024					8 001					11 025
Royal Navy	Not ticked	98	98	97	98	97	98
	Ticked	2	2	3	2	3	2
	<i>Unweighted count</i>					856					1 535					2 391
Royal Marines	Not ticked	100	100	100 **	99	100 **	100
	Ticked	0 **	1	0 **	0
	<i>Unweighted count</i>					269					2 315					2 584
Army	Not ticked	97	98	98	98	98	98
	Ticked	3	2	2	2	2	2
	<i>Unweighted count</i>					1 098					2 432					3 530
RAF	Not ticked	98	97	97	98	98	98
	Ticked	2	3	3	2	2	2
	<i>Unweighted count</i>					801					1 719					2 520

** denotes the estimate is significantly different to the 2016 estimate (99% confidence level).

(1) similar to A096 prior to 2015 but substantial wording and format change required new question. (2) filtered by those who indicated being subject to discrimination in the last 12 months [A646 re r 2015 figures have been revised due to an error in data processing

AFCAS 2016 Section 13 - Fairness at Work

Source: Defence Statistics (Surveys)

Table B13.9 If you believe that you have been subject to discrimination in a Service environment in the last 12 months, please specify on what grounds: Gender reassignment.

		Officers					Other Ranks					Total				
		2012	2013	2014	2015	2016	2012	2013	2014	2015	2016	2012	2013	2014	2015 r	2016
Tri-Service	Not ticked	100	100	100	100	100	100
	Ticked	0	0	0	0	0
	<i>Unweighted count</i>					3 024					8 001					11 025
Royal Navy	Not ticked	100	100	100	100	100	100
	Ticked	0	0	0	0
	<i>Unweighted count</i>					856					1 535					2 391
Royal Marines	Not ticked	100	100	100 **	100	100 **	100
	Ticked	0 **	0	0 **	0
	<i>Unweighted count</i>					269					2 315					2 584
Army	Not ticked	100	100	99	100	99	100
	Ticked	0	1	0	1	0
	<i>Unweighted count</i>					1 098					2 432					3 530
RAF	Not ticked	100	100	100	100	100	100
	Ticked	0	0	0	0	0
	<i>Unweighted count</i>					801					1 719					2 520

** denotes the estimate is significantly different to the 2016 estimate (99% confidence level).

(1) similar to A096 prior to 2015 but substantial wording and format change required new question. (2) filtered by those who indicated being subject to discrimination in the last 12 months [A646 re r 2015 figures have been revised due to an error in data processing

AFCAS 2016 Section 13 - Fairness at Work

Source: Defence Statistics (Surveys)

Table B13.10 If you believe that you have been subject to discrimination in a Service environment in the last 12 months, please specify on what grounds: Race, colour, nationality, ethnic or national origin.

		Officers					Other Ranks					Total				
		2012	2013	2014	2015	2016	2012	2013	2014	2015	2016	2012	2013	2014	2015 r	2016
Tri-Service	Not ticked	99	100	97	98	98	98
	Ticked	1	0	3	2	2	2
	<i>Unweighted count</i>					3 024					8 001					11 025
Royal Navy	Not ticked	100	100	99	99	99	99
	Ticked	0	0	1	1	1	1
	<i>Unweighted count</i>					856					1 535					2 391
Royal Marines	Not ticked	100	100	100	99	100 **	99
	Ticked	0	0	1	0 **	1
	<i>Unweighted count</i>					269					2 315					2 584
Army	Not ticked	99	100	96	97	97	97
	Ticked	1	0	4	3	3	3
	<i>Unweighted count</i>					1 098					2 432					3 530
RAF	Not ticked	100	100	99	99	99	99
	Ticked	0	0	1	1	1	1
	<i>Unweighted count</i>					801					1 719					2 520

** denotes the estimate is significantly different to the 2016 estimate (99% confidence level).

(1) similar to A097 prior to 2015 but substantial wording and format change required new question. (2) filtered by those who indicated being subject to discrimination in the last 12 months [A646 re r 2015 figures have been revised due to an error in data processing

AFCAS 2016 Section 13 - Fairness at Work

Source: Defence Statistics (Surveys)

Table B13.11 If you believe that you have been subject to discrimination in a Service environment in the last 12 months, please specify on what grounds: Marriage/civil partnership.

		Officers					Other Ranks					Total				
		2012	2013	2014	2015	2016	2012	2013	2014	2015	2016	2012	2013	2014	2015 r	2016
Tri-Service	Not ticked	100	99	99	99	99	99
	Ticked	0	1	1	1	1	1
	<i>Unweighted count</i>					3 024					8 001					11 025
Royal Navy	Not ticked	99	100	99	100	99	100
	Ticked	1	0	1	0	1	0
	<i>Unweighted count</i>					856					1 535					2 391
Royal Marines	Not ticked	99	99	100	100	100	100
	Ticked	1	1	0	0	0	0
	<i>Unweighted count</i>					269					2 315					2 584
Army	Not ticked	100	99	99	99	99	99
	Ticked	0	1	1	1	1	1
	<i>Unweighted count</i>					1 098					2 432					3 530
RAF	Not ticked	99	99	99	99	99	99
	Ticked	1	1	1	1	1	1
	<i>Unweighted count</i>					801					1 719					2 520

** denotes the estimate is significantly different to the 2016 estimate (99% confidence level).

(1) new question in 2015. (2) filtered by those who indicated being subject to discrimination in the last 12 months [A646 refers].

r 2015 figures have been revised due to an error in data processing

AFCAS 2016 Section 13 - Fairness at Work

Source: Defence Statistics (Surveys)

Table B13.12 If you believe that you have been subject to discrimination in a Service environment in the last 12 months, please specify on what grounds: Religion or beliefs.

		Officers					Other Ranks					Total				
		2012	2013	2014	2015	2016	2012	2013	2014	2015	2016	2012	2013	2014	2015 r	2016
Tri-Service	Not ticked	100	100	99	99	99	99
	Ticked	0	0	1	1	1	1
	<i>Unweighted count</i>					3 024					8 001					11 025
Royal Navy	Not ticked	100	100	99	99	99	99
	Ticked	0	0	1	1	1	1
	<i>Unweighted count</i>					856					1 535					2 391
Royal Marines	Not ticked	100	100	100	100	100	100
	Ticked	0	0	0	0	0
	<i>Unweighted count</i>					269					2 315					2 584
Army	Not ticked	99	99	99	99	99	99
	Ticked	1	1	1	1	1	1
	<i>Unweighted count</i>					1 098					2 432					3 530
RAF	Not ticked	100	100	100	100	100	100
	Ticked	0	0	0	0	0	0
	<i>Unweighted count</i>					801					1 719					2 520

** denotes the estimate is significantly different to the 2016 estimate (99% confidence level).

(1) similar to A099 prior to 2015 but substantial wording and format change required new question. (2) filtered by those who indicated being subject to discrimination in the last 12 months [A646 re r 2015 figures have been revised due to an error in data processing

AFCAS 2016 Section 13 - Fairness at Work

Source: Defence Statistics (Surveys)

Table B13.13 If you believe that you have been subject to discrimination in a Service environment in the last 12 months, please specify on what grounds: Sexual orientation.

		Officers					Other Ranks					Total				
		2012	2013	2014	2015	2016	2012	2013	2014	2015	2016	2012	2013	2014	2015 r	2016
Tri-Service	Not ticked	100	100	100	99	100	100
	Ticked	0	0	0	1	0	0
	<i>Unweighted count</i>					3 024					8 001					11 025
Royal Navy	Not ticked	100	100	99	100	99	100
	Ticked	0	0	1	0	1	0
	<i>Unweighted count</i>					856					1 535					2 391
Royal Marines	Not ticked	100	100	100	100	100	100
	Ticked	0	0
	<i>Unweighted count</i>					269					2 315					2 584
Army	Not ticked	100	100	100	99	100	99
	Ticked	0	0	0	1	0	1
	<i>Unweighted count</i>					1 098					2 432					3 530
RAF	Not ticked	100	100	100	100	100	100
	Ticked	0	0	0	0	0	0
	<i>Unweighted count</i>					801					1 719					2 520

** denotes the estimate is significantly different to the 2016 estimate (99% confidence level).

(1) similar to A100 prior to 2015 but substantial wording and format change required new question. (2) filtered by those who indicated being subject to discrimination in the last 12 months [A646 re r 2015 figures have been revised due to an error in data processing

AFCAS 2016 Section 13 - Fairness at Work

Source: Defence Statistics (Surveys)

Table B13.14 If you believe that you have been subject to discrimination in a Service environment in the last 12 months, please specify on what grounds: Age.

		Officers					Other Ranks					Total				
		2012	2013	2014	2015	2016	2012	2013	2014	2015	2016	2012	2013	2014	2015 r	2016
Tri-Service	Not ticked	98	98	99	99	98	99
	Ticked	2	2	1	1	2	1
	<i>Unweighted count</i>					3 024					8 001					11 025
Royal Navy	Not ticked	98	97	99	99	99	98
	Ticked	2	3	1	1	1	2
	<i>Unweighted count</i>					856					1 535					2 391
Royal Marines	Not ticked	99	99	100	100	99	99
	Ticked	1	1	0	0	1	1
	<i>Unweighted count</i>					269					2 315					2 584
Army	Not ticked	99	99	98	99	98	99
	Ticked	1	1	2	1	2	1
	<i>Unweighted count</i>					1 098					2 432					3 530
RAF	Not ticked	97	98	99	99	98	99
	Ticked	3	2	1	1	2	1
	<i>Unweighted count</i>					801					1 719					2 520

** denotes the estimate is significantly different to the 2016 estimate (99% confidence level).

(1) similar to A359 prior to 2015 but substantial wording and format change required new question. (2) filtered by those who indicated being subject to discrimination in the last 12 months [A646 re r 2015 figures have been revised due to an error in data processing

AFCAS 2016 Section 13 - Fairness at Work

Source: Defence Statistics (Surveys)

Table B13.15 If you believe that you have been subject to discrimination in a Service environment in the last 12 months, please specify on what grounds: Disability.

		Officers					Other Ranks					Total				
		2012	2013	2014	2015	2016	2012	2013	2014	2015	2016	2012	2013	2014	2015 r	2016
Tri-Service	Not ticked	100	100	99	99	99	99
	Ticked	0	0	1	1	1	1
	<i>Unweighted count</i>					3 024					8 001					11 025
Royal Navy	Not ticked	100	100	99	99	99	99
	Ticked	0	0	1	1	1	1
	<i>Unweighted count</i>					856					1 535					2 391
Royal Marines	Not ticked	100	100	100	99	100	100
	Ticked	0	1	0	0
	<i>Unweighted count</i>					269					2 315					2 584
Army	Not ticked	100	100	99	98	99	99
	Ticked	0	0	1	2	1	1
	<i>Unweighted count</i>					1 098					2 432					3 530
RAF	Not ticked	100	100	99	98	99	99
	Ticked	0	0	1	2	1	1
	<i>Unweighted count</i>					801					1 719					2 520

** denotes the estimate is significantly different to the 2016 estimate (99% confidence level).

(1) similar to A360 prior to 2015 but substantial wording and format change required new question. (2) filtered by those who indicated being subject to discrimination in the last 12 months [A646 re r 2015 figures have been revised due to an error in data processing

AFCAS 2016 Section 13 - Fairness at Work

Source: Defence Statistics (Surveys)

Table B13.16 If you believe that you have been subject to discrimination in a Service environment in the last 12 months, please specify on what grounds: Pregnancy or maternity.

		Officers					Other Ranks					Total				
		2012	2013	2014	2015	2016	2012	2013	2014	2015	2016	2012	2013	2014	2015 r	2016
Tri-Service	Not ticked	100	99	99	99	99	99
	Ticked	0	1	1	1	1	1
	<i>Unweighted count</i>					3 024					8 001					11 025
Royal Navy	Not ticked	100	99	99	100	99	100
	Ticked	0	1	1	0	1	0
	<i>Unweighted count</i>					856					1 535					2 391
Royal Marines	Not ticked	100	100	100	100	100	100
	Ticked	0	0	0	0
	<i>Unweighted count</i>					269					2 315					2 584
Army	Not ticked	100	100	99	99	99	99
	Ticked	0	0	1	1	1	1
	<i>Unweighted count</i>					1 098					2 432					3 530
RAF	Not ticked	99	99	99	99	99	99
	Ticked	1	1	1	1	1	1
	<i>Unweighted count</i>					801					1 719					2 520

** denotes the estimate is significantly different to the 2016 estimate (99% confidence level).

(1) similar to A503 prior to 2015 but substantial wording and format change required new question. (2) filtered by those who indicated being subject to discrimination in the last 12 months [A646 re r 2015 figures have been revised due to an error in data processing

AFCAS 2016 Section 13 - Fairness at Work

Source: Defence Statistics (Surveys)

Table B13.17 If you believe that you have been subject to harassment in a Service environment in the last 12 months, please specify on what grounds: Gender.

		Officers					Other Ranks					Total				
		2012	2013	2014	2015	2016	2012	2013	2014	2015	2016	2012	2013	2014	2015	2016
Tri-Service	Not ticked	99	99	100	100	99	99
	Ticked	1	1	0	0	1	1
	<i>Unweighted count</i>					3 026					7 998					11 024
Royal Navy	Not ticked	99	99	99	99	99	99
	Ticked	1	1	1	1	1	1
	<i>Unweighted count</i>					854					1 540					2 394
Royal Marines	Not ticked	100	100	100	100	100	100
	Ticked	0	0	0	0
	<i>Unweighted count</i>					267					2 322					2 589
Army	Not ticked	99	99	100	100	100	100
	Ticked	1	1	0	0	0	0
	<i>Unweighted count</i>					1 103					2 425					3 528
RAF	Not ticked	99	99	100	99	100	99
	Ticked	1	1	0	1	0	1
	<i>Unweighted count</i>					802					1 711					2 513

** denotes the estimate is significantly different to the 2016 estimate (99% confidence level).

(1) similar to A103 prior to 2015 but substantial wording and format change required new question. (2) filtered by those who indicated being subject to harassment in the last 12 months [A647 reference 2015 figures have been revised due to an error in data processing]

AFCAS 2016 Section 13 - Fairness at Work

Source: Defence Statistics (Surveys)

Table B13.18 If you believe that you have been subject to harassment in a Service environment in the last 12 months, please specify on what grounds: Gender reassignment.

Percentages

		Officers					Other Ranks					Total				
		2012	2013	2014	2015	2016	2012	2013	2014	2015	2016	2012	2013	2014	2015	2016
Tri-Service	Not ticked	100	100	100	100	100	100
	Ticked	0	0	0	0
	<i>Unweighted count</i>					3 026					7 998					11 024
Royal Navy	Not ticked	100	100	100	100	100	100
	Ticked
	<i>Unweighted count</i>					854					1 540					2 394
Royal Marines	Not ticked	100	100	100	100	100	100
	Ticked	0	0	0	0
	<i>Unweighted count</i>					267					2 322					2 589
Army	Not ticked	100	100	100	100	100	100
	Ticked	0	0	0	0
	<i>Unweighted count</i>					1 103					2 425					3 528
RAF	Not ticked	100	100	100	100	100	100
	Ticked	0	0	..
	<i>Unweighted count</i>					802					1 711					2 513

** denotes the estimate is significantly different to the 2016 estimate (99% confidence level).

(1) similar to A103 prior to 2015 but substantial wording and format change required new question. (2) filtered by those who indicated being subject to harassment in the last 12 months [A647 refer 2015 figures have been revised due to an error in data processing

AFCAS 2016 Section 13 - Fairness at Work

Source: Defence Statistics (Surveys)

Table B13.19 If you believe that you have been subject to harassment in a Service environment in the last 12 months, please specify on what grounds: Race, colour, nationality, ethnic or national origin.

Percentages

		Officers					Other Ranks					Total				
		2012	2013	2014	2015	2016	2012	2013	2014	2015	2016	2012	2013	2014	2015	2016
Tri-Service	Not ticked	100	100	99	99	99	99
	Ticked	0	0	1	1	1	1
	<i>Unweighted count</i>					3 026					7 998					11 024
Royal Navy	Not ticked	100	100	100	100	100	100
	Ticked	0	0	0	0	0	
	<i>Unweighted count</i>					854					1 540					2 394
Royal Marines	Not ticked	100	100	100	100	100	100
	Ticked	0	0	0	0	
	<i>Unweighted count</i>					267					2 322					2 589
Army	Not ticked	100	100	99	99	99	99
	Ticked	0	0	1	1	1	1
	<i>Unweighted count</i>					1 103					2 425					3 528
RAF	Not ticked	100	100	100	100	100	100
	Ticked	0	0	0	0	0
	<i>Unweighted count</i>					802					1 711					2 513

** denotes the estimate is significantly different to the 2016 estimate (99% confidence level).

(1) similar to A104 prior to 2015 but substantial wording and format change required new question. (2) filtered by those who indicated being subject to harassment in the last 12 months [A647 reference 2015 figures have been revised due to an error in data processing]

AFCAS 2016 Section 13 - Fairness at Work

Source: Defence Statistics (Surveys)

Table B13.20 If you believe that you have been subject to harassment in a Service environment in the last 12 months, please specify on what grounds: Marriage/civil partnership.

		Officers					Other Ranks					Total				
		2012	2013	2014	2015	2016	2012	2013	2014	2015	2016	2012	2013	2014	2015 r	2016
Tri-Service	Not ticked	100	100	100	100	100	100
	Ticked	0	0	0	0	0	0
	<i>Unweighted count</i>					3 026					7 998					11 024
Royal Navy	Not ticked	100	100	100	100	100	100
	Ticked	0	0	0	0	0
	<i>Unweighted count</i>					854					1 540					2 394
Royal Marines	Not ticked	100	100	100	100	100	100
	Ticked	0	0	0	0
	<i>Unweighted count</i>					267					2 322					2 589
Army	Not ticked	100	100	100	100	100	100
	Ticked	0	0	0	0	0
	<i>Unweighted count</i>					1 103					2 425					3 528
RAF	Not ticked	100	100	100	100	100	100
	Ticked	0	0	0	0
	<i>Unweighted count</i>					802					1 711					2 513

** denotes the estimate is significantly different to the 2016 estimate (99% confidence level).

(1) new question in 2015. (2) filtered by those who indicated being subject to harassment in the last 12 months [A647 refers].

r 2015 figures have been revised due to an error in data processing

AFCAS 2016 Section 13 - Fairness at Work

Source: Defence Statistics (Surveys)

Table B13.21 If you believe that you have been subject to harassment in a Service environment in the last 12 months, please specify on what grounds: Religion or beliefs.

		Officers					Other Ranks					Total				
		2012	2013	2014	2015	2016	2012	2013	2014	2015	2016	2012	2013	2014	2015 r	2016
Tri-Service	Not ticked	100	100	100	100	100	100
	Ticked	0	0	0	0	0	0
	<i>Unweighted count</i>					3 026					7 998					11 024
Royal Navy	Not ticked	100	100	100	100	100	100
	Ticked	0	0	0
	<i>Unweighted count</i>					854					1 540					2 394
Royal Marines	Not ticked	100	100	100	100	100	100
	Ticked	0	0	0	0
	<i>Unweighted count</i>					267					2 322					2 589
Army	Not ticked	100	100	100	100	100	100
	Ticked	0	0	0	0	0
	<i>Unweighted count</i>					1 103					2 425					3 528
RAF	Not ticked	100	100	100	100	100	100
	Ticked	0	0	0	0	0	0
	<i>Unweighted count</i>					802					1 711					2 513

** denotes the estimate is significantly different to the 2016 estimate (99% confidence level).

(1) similar to A106 prior to 2015 but substantial wording and format change required new question. (2) filtered by those who indicated being subject to harassment in the last 12 months [A647 refer 2015 figures have been revised due to an error in data processing

AFCAS 2016 Section 13 - Fairness at Work

Source: Defence Statistics (Surveys)

Table B13.22 If you believe that you have been subject to harassment in a Service environment in the last 12 months, please specify on what grounds: Sexual orientation.

		Officers					Other Ranks					Total				
		2012	2013	2014	2015	2016	2012	2013	2014	2015	2016	2012	2013	2014	2015 r	2016
Tri-Service	Not ticked	100	100	100	100	100	100
	Ticked	0	0	0	0	0	0
	<i>Unweighted count</i>					3 026					7 998					11 024
Royal Navy	Not ticked	100	100	99	100	99	100
	Ticked	0	1	0	1	0	
	<i>Unweighted count</i>					854					1 540					2 394
Royal Marines	Not ticked	100	100	100	100	100	100
	Ticked	0	0	
	<i>Unweighted count</i>					267					2 322					2 589
Army	Not ticked	100	100	100	100	100	100
	Ticked	0	0	0	0	0
	<i>Unweighted count</i>					1 103					2 425					3 528
RAF	Not ticked	100	100	100	100	100	100
	Ticked	0	0	0	0	0
	<i>Unweighted count</i>					802					1 711					2 513

** denotes the estimate is significantly different to the 2016 estimate (99% confidence level).

(1) similar to A107 prior to 2015 but substantial wording and format change required new question. (2) filtered by those who indicated being subject to harassment in the last 12 months [A647 refer 2015 figures have been revised due to an error in data processing

AFCAS 2016 Section 13 - Fairness at Work

Source: Defence Statistics (Surveys)

Table B13.23 If you believe that you have been subject to harassment in a Service environment in the last 12 months, please specify on what grounds: Age.

		Officers					Other Ranks					Total				
		2012	2013	2014	2015	2016	2012	2013	2014	2015	2016	2012	2013	2014	2015 r	2016
Tri-Service	Not ticked	100	100	100	100	100	100
	Ticked	0	0	0	0	0	0
	<i>Unweighted count</i>					3 026					7 998					11 024
Royal Navy	Not ticked	100	100	100	100	100	100
	Ticked	0	0	0	0
	<i>Unweighted count</i>					854					1 540					2 394
Royal Marines	Not ticked	100	100	100	100	100	100
	Ticked	0	0	0	0
	<i>Unweighted count</i>					267					2 322					2 589
Army	Not ticked	100	100	100	100	100	100
	Ticked	0	0	0	0	0	0
	<i>Unweighted count</i>					1 103					2 425					3 528
RAF	Not ticked	100	100	100	100	100	100
	Ticked	0	0	0	0	0
	<i>Unweighted count</i>					802					1 711					2 513

** denotes the estimate is significantly different to the 2016 estimate (99% confidence level).

(1) similar to A361 prior to 2015 but substantial wording and format change required new question. (2) filtered by those who indicated being subject to harassment in the last 12 months [A647 refer 2015 figures have been revised due to an error in data processing

AFCAS 2016 Section 13 - Fairness at Work

Source: Defence Statistics (Surveys)

Table B13.24 If you believe that you have been subject to harassment in a Service environment in the last 12 months, please specify on what grounds: Disability.

		Officers					Other Ranks					Total				
		2012	2013	2014	2015	2016	2012	2013	2014	2015	2016	2012	2013	2014	2015	2016
Tri-Service	Not ticked	100	100	100	100	100	100
	Ticked	0	0	0	0	0	0
	<i>Unweighted count</i>					3 026					7 998					11 024
Royal Navy	Not ticked	100	100	100	100	100	100
	Ticked	0	0	0	0	0	0
	<i>Unweighted count</i>					854					1 540					2 394
Royal Marines	Not ticked	100	100	100	100	100	100
	Ticked	0	0	0	0	0	0
	<i>Unweighted count</i>					267					2 322					2 589
Army	Not ticked	100	100	100	100	100	100
	Ticked	0	0	0	0	0	0
	<i>Unweighted count</i>					1 103					2 425					3 528
RAF	Not ticked	100	100	100	100	100	100
	Ticked	0	0	0	0	0	0
	<i>Unweighted count</i>					802					1 711					2 513

** denotes the estimate is significantly different to the 2016 estimate (99% confidence level).

(1) similar to A362 prior to 2015 but substantial wording and format change required new question. (2) filtered by those who indicated being subject to harassment in the last 12 months [A647 reference 2015 figures have been revised due to an error in data processing]

AFCAS 2016 Section 13 - Fairness at Work

Source: Defence Statistics (Surveys)

Table B13.25 If you believe that you have been subject to harassment in a Service environment in the last 12 months, please specify on what grounds: Pregnancy or maternity.

		Officers					Other Ranks					Total				
		2012	2013	2014	2015	2016	2012	2013	2014	2015	2016	2012	2013	2014	2015	2016
Tri-Service	Not ticked	100	100	100	100	100	100
	Ticked	0	0	0	0	0	0
	<i>Unweighted count</i>					3 026					7 998					11 024
Royal Navy	Not ticked	100	100	100	100	100	100
	Ticked	0	0	0	0	0
	<i>Unweighted count</i>					854					1 540					2 394
Royal Marines	Not ticked	100	100	100	100	100	100
	Ticked
	<i>Unweighted count</i>					267					2 322					2 589
Army	Not ticked	100	100	100	100	100	100
	Ticked	0	0	0	0
	<i>Unweighted count</i>					1 103					2 425					3 528
RAF	Not ticked	100	100	100	100	100	100
	Ticked	0	0	0	0	0
	<i>Unweighted count</i>					802					1 711					2 513

** denotes the estimate is significantly different to the 2016 estimate (99% confidence level).

(1) similar to A504 prior to 2015 but substantial wording and format change required new question. (2) filtered by those who indicated being subject to harassment in the last 12 months [A647 reference 2015 figures have been revised due to an error in data processing]

AFCAS 2016 Section 13 - Fairness at Work

Source: Defence Statistics (Surveys)

Table B13.26 If you believe that you have been the subject of discrimination, harassment and/or bullying in a Service environment within the last 12 months, did you make a formal written complaint? Yes.

Percentages

		Officers					Other Ranks					Total				
		2012	2013	2014	2015	2016	2012	2013	2014	2015	2016	2012	2013	2014	2015 r	2016
Tri-Service	Not ticked	92	93	89	91	89	91
	Ticked	8	7	11	9	11	9
	<i>Unweighted count</i>					272					669					941
Royal Navy	Not ticked	92	89	89	93	90	92
	Ticked	8	11	11	7	10	8
	<i>Unweighted count</i>					77					144					221
Royal Marines	Not ticked	~	~	87	88	87	87
	Ticked	~	~	13	12	13	13
	<i>Unweighted count</i>					7					84					91
Army	Not ticked	90	92	88	89	88	89
	Ticked	10	8	12	11	12	11
	<i>Unweighted count</i>					86					284					370
RAF	Not ticked	95	97	93	94	93	95
	Ticked	5	3	7	6	7	5
	<i>Unweighted count</i>					102					157					259

** denotes the estimate is significantly different to the 2016 estimate (99% confidence level).

~ denotes that estimates were based on fewer than 30 respondents and therefore suppressed.

(1) similar to A124 prior to 2015 but substantial wording and format change required new question. (2) filtered by those who indicated being subject to bullying, discrimination or harassment in the r 2015 figures have been revised due to an error in data processing

AFCAS 2016 Section 13 - Fairness at Work

Source: Defence Statistics (Surveys)

Table B13.27 If you believe you have been the subject of discrimination, harassment and/or bullying in a Service environment within the last 12 months, did you make a formal written complaint? No, I was not aware of the Service Complaints process.

Percentages

		Officers					Other Ranks					Total				
		2012	2013	2014	2015	2016	2012	2013	2014	2015	2016	2012	2013	2014	2015 r	2016
Tri-Service	Not ticked	97	99	92	93	93	94
	Ticked	3	1	8	7	7	6
	<i>Unweighted count</i>					272					669					941
Royal Navy	Not ticked	97	100	97	97	97	98
	Ticked	3	3	3	3	2	
	<i>Unweighted count</i>					77					144					221
Royal Marines	Not ticked	~	~	91	89	92	90
	Ticked	~	~	9	11	8	10
	<i>Unweighted count</i>					7					84					91
Army	Not ticked	99	99	89	91	90	92
	Ticked	1	1	11	9	10	8
	<i>Unweighted count</i>					86					284					370
RAF	Not ticked	96	100	100	96	99	97
	Ticked	4	0	4	1	3	
	<i>Unweighted count</i>					102					157					259

** denotes the estimate is significantly different to the 2016 estimate (99% confidence level).

~ denotes that estimates were based on fewer than 30 respondents and therefore suppressed.

(1) new question in 2015. (2) filtered by those who indicated being subject to bullying, discrimination or harassment in the last 12 months [BDH_any refers] and who did not make a formal complaint
r 2015 figures have been revised due to an error in data processing

AFCAS 2016 Section 13 - Fairness at Work

Source: Defence Statistics (Surveys)

Table B13.28 If you believe you have been the subject of discrimination, harassment and/or bullying in a Service environment within the last 12 months, did you make a formal written complaint? No, I considered the incident(s) to be too minor to report.

Percentages

		Officers					Other Ranks					Total				
		2012	2013	2014	2015	2016	2012	2013	2014	2015	2016	2012	2013	2014	2015 r	2016
Tri-Service	Not ticked	86	84	83	82	83	82
	Ticked	14	16	17	18	17	18
	<i>Unweighted count</i>					272					669					941
Royal Navy	Not ticked	83	83	86	76	85	78
	Ticked	17	17	14	24	15	22
	<i>Unweighted count</i>					77					144					221
Royal Marines	Not ticked	~	~	82	80	84	82
	Ticked	~	~	18	20	16	18
	<i>Unweighted count</i>					7					84					91
Army	Not ticked	90	82	81	84	82	84
	Ticked	10	18	19	16	18	16
	<i>Unweighted count</i>					86					284					370
RAF	Not ticked	83	87	87	79	86	81
	Ticked	17	13	13	21	14	19
	<i>Unweighted count</i>					102					157					259

** denotes the estimate is significantly different to the 2016 estimate (99% confidence level).

~ denotes that estimates were based on fewer than 30 respondents and therefore suppressed.

(1) similar to A131 prior to 2015 but substantial wording and format change required new question. (2) filtered by those who indicated being subject to bullying, discrimination or harassment in the r 2015 figures have been revised due to an error in data processing

AFCAS 2016 Section 13 - Fairness at Work

Source: Defence Statistics (Surveys)

Table B13.29 If you believe you have been the subject of discrimination, harassment and/or bullying in a Service environment within the last 12 months, did you make a formal written complaint? No, the incident(s) was/were resolved informally.

Percentages

		Officers					Other Ranks					Total				
		2012	2013	2014	2015	2016	2012	2013	2014	2015	2016	2012	2013	2014	2015 r	2016
Tri-Service	Not ticked	88	94	89	91	89	92
	Ticked	12	6	11	9	11	8
	<i>Unweighted count</i>					272					669					941
Royal Navy	Not ticked	84	92	92	88	91	89
	Ticked	16	8	8	12	9	11
	<i>Unweighted count</i>					77					144					221
Royal Marines	Not ticked	~	~	89	86	90	86
	Ticked	~	~	11	14	10	14
	<i>Unweighted count</i>					7					84					91
Army	Not ticked	87	95	89	92	89	92
	Ticked	13	5	11	8	11	8
	<i>Unweighted count</i>					86					284					370
RAF	Not ticked	92	93	87	92	88	92
	Ticked	8	7	13	8	12	8
	<i>Unweighted count</i>					102					157					259

** denotes the estimate is significantly different to the 2016 estimate (99% confidence level).

~ denotes that estimates were based on fewer than 30 respondents and therefore suppressed.

(1) similar to A132 prior to 2015 but substantial wording and format change required new question. (2) filtered by those who indicated being subject to bullying, discrimination or harassment in the r 2015 figures have been revised due to an error in data processing

AFCAS 2016 Section 13 - Fairness at Work

Source: Defence Statistics (Surveys)

Table B13.30 If you believe you have been the subject of discrimination, harassment and/or bullying in a Service environment within the last 12 months, did you make a formal written complaint? No, the incident(s) was/were resolved through mediation.

Percentages

		Officers					Other Ranks					Total				
		2012	2013	2014	2015	2016	2012	2013	2014	2015	2016	2012	2013	2014	2015 r	2016
Tri-Service	Not ticked	99	99	96	97	97	97
	Ticked	1	1	4	3	3	3
	<i>Unweighted count</i>					272					669					941
Royal Navy	Not ticked	97	100	98	98	98	98
	Ticked	3	2	2	2	2	
	<i>Unweighted count</i>					77					144					221
Royal Marines	Not ticked	~	~	93	94	94	94
	Ticked	~	~	7	6	6	6
	<i>Unweighted count</i>					7					84					91
Army	Not ticked	99	99	96	98	96	98
	Ticked	1	1	4	2	4	2
	<i>Unweighted count</i>					86					284					370
RAF	Not ticked	99	97	99	92	99 **	94
	Ticked	1	3	1	8	1 **	6
	<i>Unweighted count</i>					102					157					259

** denotes the estimate is significantly different to the 2016 estimate (99% confidence level).

~ denotes that estimates were based on fewer than 30 respondents and therefore suppressed.

(1) similar to A133 prior to 2015 but substantial wording and format change required new question. (2) filtered by those who indicated being subject to bullying, discrimination or harassment in the r 2015 figures have been revised due to an error in data processing

AFCAS 2016 Section 13 - Fairness at Work

Source: Defence Statistics (Surveys)

Table B13.31 If you believe you have been the subject of discrimination, harassment and/or bullying in a Service environment within the last 12 months, did you make a formal written complaint? No, I did not believe anything would be done if I did complain.

Percentages

		Officers					Other Ranks					Total				
		2012	2013	2014	2015	2016	2012	2013	2014	2015	2016	2012	2013	2014	2015 r	2016
Tri-Service	Not ticked	66	60	62	57	62	57
	Ticked	34	40	38	43	38	43
	<i>Unweighted count</i>					272					669					941
Royal Navy	Not ticked	62	65	58	57	59	59
	Ticked	38	35	42	43	41	41
	<i>Unweighted count</i>					77					144					221
Royal Marines	Not ticked	~	~	70	66	67	65
	Ticked	~	~	30	34	33	35
	<i>Unweighted count</i>					7					84					91
Army	Not ticked	72	61	62	57	63	58
	Ticked	28	39	38	43	37	42
	<i>Unweighted count</i>					86					284					370
RAF	Not ticked	58	56	61	52	61	53
	Ticked	42	44	39	48	39	47
	<i>Unweighted count</i>					102					157					259

** denotes the estimate is significantly different to the 2016 estimate (99% confidence level).

~ denotes that estimates were based on fewer than 30 respondents and therefore suppressed.

(1) similar to A134 prior to 2015 but substantial wording and format change required new question. (2) filtered by those who indicated being subject to bullying, discrimination or harassment in the r 2015 figures have been revised due to an error in data processing

AFCAS 2016 Section 13 - Fairness at Work

Source: Defence Statistics (Surveys)

Table B13.32 If you believe you have been the subject of discrimination, harassment and/or bullying in a Service environment within the last 12 months, did you make a formal written complaint? No, I did not want to go through the complaints procedure.

Percentages

		Officers				Other Ranks					Total					
		2012	2013	2014	2015	2016	2012	2013	2014	2015	2016	2012	2013	2014	2015 r	2016
Tri-Service	Not ticked	74	75	82	79	81	78
	Ticked	26	25	18	21	19	22
	<i>Unweighted count</i>					272					669					941
Royal Navy	Not ticked	70	78	89	85	85	83
	Ticked	30	22	11	15	15	17
	<i>Unweighted count</i>					77					144					221
Royal Marines	Not ticked	~	~	77	79	77	81
	Ticked	~	~	23	21	23	19
	<i>Unweighted count</i>					7					84					91
Army	Not ticked	68	73	81	79	80	78
	Ticked	32	27	19	21	20	22
	<i>Unweighted count</i>					86					284					370
RAF	Not ticked	84	76	83	74	83	75
	Ticked	16	24	17	26	17	25
	<i>Unweighted count</i>					102					157					259

** denotes the estimate is significantly different to the 2016 estimate (99% confidence level).

~ denotes that estimates were based on fewer than 30 respondents and therefore suppressed.

(1) similar to A135 prior to 2015 but substantial wording and format change required new question. (2) filtered by those who indicated being subject to bullying, discrimination or harassment in the r 2015 figures have been revised due to an error in data processing

AFCAS 2016 Section 13 - Fairness at Work

Source: Defence Statistics (Surveys)

Table B13.33 If you believe you have been the subject of discrimination, harassment and/or bullying in a Service environment within the last 12 months, did you make a formal written complaint? No, I believed it might adversely affect my career.

Percentages

		Officers				Other Ranks					Total					
		2012	2013	2014	2015	2016	2012	2013	2014	2015	2016	2012	2013	2014	2015 r	2016
Tri-Service	Not ticked	57	62	67	62	66	62
	Ticked	43	38	33	38	34	38
	<i>Unweighted count</i>					272					669					941
Royal Navy	Not ticked	55	68	69	64	66	65
	Ticked	45	32	31	36	34	35
	<i>Unweighted count</i>					77					144					221
Royal Marines	Not ticked	~	~	55	59	55	60
	Ticked	~	~	45	41	45	40
	<i>Unweighted count</i>					7					84					91
Army	Not ticked	53	58	69	62	67	62
	Ticked	47	42	31	38	33	38
	<i>Unweighted count</i>					86					284					370
RAF	Not ticked	63	64	63	61	63	62
	Ticked	37	36	37	39	37	38
	<i>Unweighted count</i>					102					157					259

** denotes the estimate is significantly different to the 2016 estimate (99% confidence level).

~ denotes that estimates were based on fewer than 30 respondents and therefore suppressed.

(1) similar to A136 prior to 2015 but substantial wording and format change required new question. (2) filtered by those who indicated being subject to bullying, discrimination or harassment in the r 2015 figures have been revised due to an error in data processing

AFCAS 2016 Section 13 - Fairness at Work

Source: Defence Statistics (Surveys)

Table B13.34 If you believe you have been the subject of discrimination, harassment and/or bullying in a Service environment within the last 12 months, did you make a formal written complaint? No, I believed it might adversely affect another work colleague or the working environment.

Percentages

		Officers					Other Ranks					Total				
		2012	2013	2014	2015	2016	2012	2013	2014	2015	2016	2012	2013	2014	2015 r	2016
Tri-Service	Not ticked	84	85	85	81	85	81
	Ticked	16	15	15	19	15	19
	<i>Unweighted count</i>					272					669					941
Royal Navy	Not ticked	85	85	85	78	85	80
	Ticked	15	15	15	22	15	20
	<i>Unweighted count</i>					77					144					221
Royal Marines	Not ticked	~	~	82	79	84	80
	Ticked	~	~	18	21	16	20
	<i>Unweighted count</i>					7					84					91
Army	Not ticked	82	81	85	83	85	83
	Ticked	18	19	15	17	15	17
	<i>Unweighted count</i>					86					284					370
RAF	Not ticked	85	90	83	75	83	79
	Ticked	15	10	17	25	17	21
	<i>Unweighted count</i>					102					157					259

** denotes the estimate is significantly different to the 2016 estimate (99% confidence level).

~ denotes that estimates were based on fewer than 30 respondents and therefore suppressed.

(1) similar to A136 prior to 2015 but substantial wording and format change required new question. (2) filtered by those who indicated being subject to bullying, discrimination or harassment in the r 2015 figures have been revised due to an error in data processing

AFCAS 2016 Section 13 - Fairness at Work

Source: Defence Statistics (Surveys)

Table B13.35 If you believe you have been the subject of discrimination, harassment and/or bullying in a Service environment within the last 12 months, did you make a formal written complaint? No, I was worried that there would be recriminations from the perpetrators.

Percentages

		Officers				Other Ranks					Total					
		2012	2013	2014	2015	2016	2012	2013	2014	2015	2016	2012	2013	2014	2015 r	2016
Tri-Service	Not ticked	75	84	79	82	79	82
	Ticked	25	16	21	18	21	18
	<i>Unweighted count</i>					272					669					941
Royal Navy	Not ticked	77	86	79	78	78	80
	Ticked	23	14	21	22	22	20
	<i>Unweighted count</i>					77					144					221
Royal Marines	Not ticked	~	~	81	75	83	77
	Ticked	~	~	19	25	17	23
	<i>Unweighted count</i>					7					84					91
Army	Not ticked	76	84	78	85	78	85
	Ticked	24	16	22	15	22	15
	<i>Unweighted count</i>					86					284					370
RAF	Not ticked	71	83	82	72	80	75
	Ticked	29	17	18	28	20	25
	<i>Unweighted count</i>					102					157					259

** denotes the estimate is significantly different to the 2016 estimate (99% confidence level).

~ denotes that estimates were based on fewer than 30 respondents and therefore suppressed.

(1) similar to A137 prior to 2015 but substantial wording and format change required new question. (2) filtered by those who indicated being subject to bullying, discrimination or harassment in the r 2015 figures have been revised due to an error in data processing

AFCAS 2016 Section 13 - Fairness at Work

Source: Defence Statistics (Surveys)

Table B13.36 If you believe you have been the subject of discrimination, harassment and/or bullying in a Service environment within the last 12 months, did you make a formal written complaint? No, I was discouraged from doing so.

Percentages

		Officers					Other Ranks					Total				
		2012	2013	2014	2015	2016	2012	2013	2014	2015	2016	2012	2013	2014	2015 r	2016
Tri-Service	Not ticked	93	93	89	89	90	89
	Ticked	7	7	11	11	10	11
	<i>Unweighted count</i>					272					669					941
Royal Navy	Not ticked	92	92	95	90	94	90
	Ticked	8	8	5	10	6	10
	<i>Unweighted count</i>					77					144					221
Royal Marines	Not ticked	~	~	90	84	91	84
	Ticked	~	~	10	16	9	16
	<i>Unweighted count</i>					7					84					91
Army	Not ticked	93	95	89	88	90	89
	Ticked	7	5	11	12	10	11
	<i>Unweighted count</i>					86					284					370
RAF	Not ticked	94	90	86	91	88	91
	Ticked	6	10	14	9	12	9
	<i>Unweighted count</i>					102					157					259

** denotes the estimate is significantly different to the 2016 estimate (99% confidence level).

~ denotes that estimates were based on fewer than 30 respondents and therefore suppressed.

(1) similar to A138 prior to 2015 but substantial wording and format change required new question. (2) filtered by those who indicated being subject to bullying, discrimination or harassment in the r 2015 figures have been revised due to an error in data processing

AFCAS 2016 Section 13 - Fairness at Work

Source: Defence Statistics (Surveys)

Table B13.37 If you believe you have been the subject of discrimination, harassment and/or bullying in a Service environment within the last 12 months, did you make a formal written complaint? No, other reason(s).

Percentages

		Officers					Other Ranks					Total				
		2012	2013	2014	2015	2016	2012	2013	2014	2015	2016	2012	2013	2014	2015 r	2016
Tri-Service	Not ticked	85	80	88	90	88	89
	Ticked	15	20	12	10	12	11
	<i>Unweighted count</i>					272					669					941
Royal Navy	Not ticked	89	76	86	87	87	85
	Ticked	11	24	14	13	13	15
	<i>Unweighted count</i>					77					144					221
Royal Marines	Not ticked	~	~	87	85	86	85
	Ticked	~	~	13	15	14	15
	<i>Unweighted count</i>					7					84					91
Army	Not ticked	83	79	89	92	88	90
	Ticked	17	21	11	8	12	10
	<i>Unweighted count</i>					86					284					370
RAF	Not ticked	85	82	88	89	88	87
	Ticked	15	18	12	11	12	13
	<i>Unweighted count</i>					102					157					259

** denotes the estimate is significantly different to the 2016 estimate (99% confidence level).

~ denotes that estimates were based on fewer than 30 respondents and therefore suppressed.

(1) similar to A139 prior to 2015 but substantial wording and format change required new question. (2) filtered by those who indicated being subject to bullying, discrimination or harassment in the r 2015 figures have been revised due to an error in data processing

AFCAS 2016 Section 13 - Fairness at Work

Source: Defence Statistics (Surveys)

Table B13.38 If you did make a formal written complaint, how satisfied were/are you with the following aspects of your complaint? The objectivity and fairness with which my complaint was handled/is being handled.

Percentages

		Officers					Other Ranks					Total				
		2012	2013	2014	2015 r	2016	2012	2013	2014	2015 r	2016	2012	2013	2014	2015 r	2016
Tri-Service	Satisfied	~	~	~	~	~	45	28	25	19	44	39	30	26	21	44
	Neutral	~	~	~	~	~	20	9	23	21	16	22	12	21	20	16
	Dissatisfied	~	~	~	~	~	35	63	52	60	40	39	58	53	59	39
	<i>Unweighted count</i>					16					48					
Royal Navy	Satisfied	~	~	~	~	~	~	~	~	~	~	~	~	~	~	~
	Neutral	~	~	~	~	~	~	~	~	~	~	~	~	~	~	~
	Dissatisfied	~	~	~	~	~	~	~	~	~	~	~	~	~	~	~
	<i>Unweighted count</i>					7					8					
Royal Marines	Satisfied	~	..	~	~	~	~	~	~	~	~	~	~	~
	Neutral	~	..	~	~	~	~	~	~	~	~	~	~	~
	Dissatisfied	~	..	~	~	~	~	~	~	~	~	~	~	~
	<i>Unweighted count</i>					1					9					
Army	Satisfied	~	~	~	~	~	~	~	23	~	~	~	~	22	19	44
	Neutral	~	~	~	~	~	~	~	25	~	~	~	~	24	23	18
	Dissatisfied	~	~	~	~	~	~	~	52	~	~	~	~	54	58	37
	<i>Unweighted count</i>					6					25					
RAF	Satisfied	~	~	~	~	~	~	~	~	~	~	30	~	~	~	~
	Neutral	~	~	~	~	~	~	~	~	~	~	21	~	~	~	~
	Dissatisfied	~	~	~	~	~	~	~	~	~	~	49	~	~	~	~
	<i>Unweighted count</i>					2					6					

** denotes the estimate is significantly different to the 2016 estimate (99% confidence level).

~ denotes that estimates were based on fewer than 30 respondents and therefore suppressed.

(1) minor wording change in 2011 and 2015. (2) filtered by those who indicated being subject to bullying, discrimination or harassment in the last 12 months [BDH_any refers] and who made a for r 2015 figures have been revised due to an error in data processing

AFCAS 2016 Section 13 - Fairness at Work

Source: Defence Statistics (Surveys)

Table B13.39 If you did make a formal written complaint, how satisfied were/are you with the following aspects of your complaint? The amount of time taken/it is taking to resolve my complaint.

Percentages

		Officers					Other Ranks					Total				
		2012	2013	2014	2015	2016	2012	2013	2014	2015	2016	2012	2013	2014	2015 r	2016
Tri-Service	Satisfied	~	~	~	~	~	45	23	16	18	20	39	26	19	18	22
	Neutral	~	~	~	~	~	14	9	27	16	20	14	8	25	17	19
	Dissatisfied	~	~	~	~	~	41	68	57	66	60	46	66	56	65	60
	<i>Unweighted count</i>					15					44					
Royal Navy	Satisfied	~	~	~	~	~	~	~	~	~	~	~	~	~	~	~
	Neutral	~	~	~	~	~	~	~	~	~	~	~	~	~	~	~
	Dissatisfied	~	~	~	~	~	~	~	~	~	~	~	~	~	~	~
	<i>Unweighted count</i>					6					7					
Royal Marines	Satisfied	~	~	~	~	~	~	~	~	~	~	~	~	~
	Neutral	~	~	~	~	~	~	~	~	~	~	~	~	~
	Dissatisfied	~	~	~	~	~	~	~	~	~	~	~	~	~
	<i>Unweighted count</i>					1					8					
Army	Satisfied	~	~	~	~	~	~	~	14	~	~	~	~	15	20	~
	Neutral	~	~	~	~	~	~	~	31	~	~	~	~	30	15	~
	Dissatisfied	~	~	~	~	~	~	~	54	~	~	~	~	55	65	~
	<i>Unweighted count</i>					6					23					
RAF	Satisfied	~	~	~	~	~	~	~	~	~	~	8	~	~	~	~
	Neutral	~	~	~	~	~	~	~	~	~	~	31	~	~	~	~
	Dissatisfied	~	~	~	~	~	~	~	~	~	~	62	~	~	~	~
	<i>Unweighted count</i>					2					6					

** denotes the estimate is significantly different to the 2016 estimate (99% confidence level).

~ denotes that estimates were based on fewer than 30 respondents and therefore suppressed.

(1) minor wording change in 2011 and 2015. (2) filtered by those who indicated being subject to bullying, discrimination or harassment in the last 12 months [BDH_any refers] and who made a for r 2015 figures have been revised due to an error in data processing

AFCAS 2016 Section 13 - Fairness at Work

Source: Defence Statistics (Surveys)

Table B13.40 If you did make a formal written complaint, how satisfied were/are you with the following aspects of your complaint? How well I was/am being kept informed about the progress of my complaint.

		Officers					Other Ranks					Total				
		2012	2013	2014	2015	2016	2012	2013	2014	2015	2016	2012	2013	2014	2015 r	2016
Tri-Service	Satisfied	~	~	~	~	~	56	24	27	31	32	49	27	27	29	31
	Neutral	~	~	~	~	~	17	11	30	16	20	18	11	28	19	22
	Dissatisfied	~	~	~	~	~	27	64	43	53	48	32	62	45	52	47
	<i>Unweighted count</i>					15					45					60
Royal Navy	Satisfied	~	~	~	~	~	~	~	~	~	~	~	~	~	~	~
	Neutral	~	~	~	~	~	~	~	~	~	~	~	~	~	~	~
	Dissatisfied	~	~	~	~	~	~	~	~	~	~	~	~	~	~	~
	<i>Unweighted count</i>					6					7					13
Royal Marines	Satisfied	~	~	~	~	~	~	~	~	~	~	~	~	~
	Neutral	~	~	~	~	~	~	~	~	~	~	~	~	~
	Dissatisfied	~	~	~	~	~	~	~	~	~	~	~	~	~
	<i>Unweighted count</i>					1					8					9
Army	Satisfied	~	~	~	~	~	~	~	~	~	~	~	~	23	27	28
	Neutral	~	~	~	~	~	~	~	~	~	~	~	~	31	21	21
	Dissatisfied	~	~	~	~	~	~	~	~	~	~	~	~	46	52	51
	<i>Unweighted count</i>					6					24					30
RAF	Satisfied	~	~	~	~	~	~	~	~	~	~	32	~	~	~	~
	Neutral	~	~	~	~	~	~	~	~	~	~	19	~	~	~	~
	Dissatisfied	~	~	~	~	~	~	~	~	~	~	49	~	~	~	~
	<i>Unweighted count</i>					2					6					8

** denotes the estimate is significantly different to the 2016 estimate (99% confidence level).

~ denotes that estimates were based on fewer than 30 respondents and therefore suppressed.

(1) minor wording change in 2011 and 2015. (2) filtered by those who indicated being subject to bullying, discrimination or harassment in the last 12 months [BDH_any refers] and who made a for

r 2015 figures have been revised due to an error in data processing

AFCAS 2016 Section 13 - Fairness at Work

Source: Defence Statistics (Surveys)

Table B13.41 If you did make a formal written complaint, how satisfied were/are you with the following aspects of your complaint? The support provided by my Assisting Officer.

		Officers					Other Ranks					Total				
		2012	2013	2014	2015	2016	2012	2013	2014	2015	2016	2012	2013	2014	2015 r	2016
Tri-Service	Satisfied	~	~	~	~	~	58	33	45	33	36	54	36	46	36	39
	Neutral	~	~	~	~	~	18	9	21	18	24	21	11	20	18	23
	Dissatisfied	~	~	~	~	~	24	58	34	49	40	25	53	34	46	38
	<i>Unweighted count</i>					9					42					51
Royal Navy	Satisfied	~	~	~	~	~	~	~	~	~	~	~	~	~	~	~
	Neutral	~	~	~	~	~	~	~	~	~	~	~	~	~	~	~
	Dissatisfied	~	~	~	~	~	~	~	~	~	~	~	~	~	~	~
	<i>Unweighted count</i>					4					8					12
Royal Marines	Satisfied	~	~	..	~	~	~	~	~	~	~	~	~	~
	Neutral	~	~	..	~	~	~	~	~	~	~	~	~	~
	Dissatisfied	~	~	..	~	~	~	~	~	~	~	~	~	~
	<i>Unweighted count</i>										8					8
Army	Satisfied	~	~	~	~	~	~	~	~	~	~	~	~	~	~	~
	Neutral	~	~	~	~	~	~	~	~	~	~	~	~	~	~	~
	Dissatisfied	~	~	~	~	~	~	~	~	~	~	~	~	~	~	~
	<i>Unweighted count</i>					4					21					25
RAF	Satisfied	~	~	~	~	~	~	~	~	~	~	~	~	~	~	~
	Neutral	~	~	~	~	~	~	~	~	~	~	~	~	~	~	~
	Dissatisfied	~	~	~	~	~	~	~	~	~	~	~	~	~	~	~
	<i>Unweighted count</i>					1					5					6

** denotes the estimate is significantly different to the 2016 estimate (99% confidence level).

~ denotes that estimates were based on fewer than 30 respondents and therefore suppressed.

(1) not asked in 2007. (2) "not allocated an Assisting Officer" option added in 2010 but dropped in 2015. (3) minor wording change in 2011 and 2015. (4) filtered by those who indicated being subject
r 2015 figures have been revised due to an error in data processing

AFCAS 2016 Section 13 - Fairness at Work

Source: Defence Statistics (Surveys)

Table B13.42 If you did make a formal written complaint, how satisfied were/are you with the following aspects of your complaint? The outcome of my complaint.

		Officers					Other Ranks					Total					Percentages
		2012	2013	2014	2015	2016	2012	2013	2014	2015	2016	2012	2013	2014	2015	2016	
Tri-Service	Satisfied	~	~	~	~	~	32	25	21	24	19	29	29	20	24	22	
	Neutral	~	~	~	~	~	21	7	14	13	26	21	6	16	13	24	
	Dissatisfied	~	~	~	~	~	46	68	66	63	54	49	65	64	63	54	
	<i>Unweighted count</i>					10					39						49
Royal Navy	Satisfied	~	~	~	~	~	~	~	~	~	~	~	~	~	~	~	
	Neutral	~	~	~	~	~	~	~	~	~	~	~	~	~	~	~	
	Dissatisfied	~	~	~	~	~	~	~	~	~	~	~	~	~	~	~	
	<i>Unweighted count</i>					5					6						11
Royal Marines	Satisfied	~	~	~	~	~	~	~	~	~	~	~	~	
	Neutral	~	~	~	~	~	~	~	~	~	~	~	~	
	Dissatisfied	~	~	~	~	~	~	~	~	~	~	~	~	
	<i>Unweighted count</i>					1					8						9
Army	Satisfied	~	~	~	~	~	~	~	~	~	~	~	~	~	~	~	
	Neutral	~	~	~	~	~	~	~	~	~	~	~	~	~	~	~	
	Dissatisfied	~	~	~	~	~	~	~	~	~	~	~	~	~	~	~	
	<i>Unweighted count</i>					3					19						22
RAF	Satisfied	~	~	~	~	~	~	~	~	~	~	~	~	~	~	~	
	Neutral	~	~	~	~	~	~	~	~	~	~	~	~	~	~	~	
	Dissatisfied	~	~	~	~	~	~	~	~	~	~	~	~	~	~	~	
	<i>Unweighted count</i>					1					6						7

** denotes the estimate is significantly different to the 2016 estimate (99% confidence level).

~ denotes that estimates were based on fewer than 30 respondents and therefore suppressed.

(1) minor wording change in 2011 and 2015. (2) filtered by those who indicated being subject to bullying, discrimination or harassment in the last 12 months [BDH_any refers] and who made a formal complaint. (3) r 2015 figures have been revised due to an error in data processing

AFCAS 2016 Section 13 - Fairness at Work

Source: Defence Statistics (Surveys)

Table B13.43 Do you know how the Service Complaints Commissioner can help you with a discrimination, harassment and/or bullying complaint?

		Officers					Other Ranks					Total						
		2012	2013	2014	2015	2016	2012	2013	2014	2015	2016	2012	2013	2014	2015	2016		
Tri-Service	Yes, fully	39 **	40 **	39 **	48	48	22 **	22 **	21 **	24	25	25 **	25 **	24 **	28	29		
	To some extent	46 **	46 **	48 **	40	41	51 **	52 **	49 **	44	45	50 **	51 **	49 **	43	44		
	No, not at all	8 **	9 **	9 **	8 **	6	15	14	16	16	16	14	13	15	15	14		
	Haven't heard of the Serv	6 **	5	5	5	5	12 **	12 **	13	15	14	11	10 **	12	13	13		
	<i>Unweighted count</i>						3 180						8 382					
Royal Navy	Yes, fully	37 **	34 **	37 **	41	46	22 **	22 **	23 **	21 **	27	25 **	25 **	26 **	26 **	31		
	To some extent	47	52 **	50	46	45	49	51 **	50 **	45	45	49	51 **	50 **	45	45		
	No, not at all	10 **	9 **	8	9 **	5	15	15	14	18 **	14	14	14	12	16 **	12		
	Haven't heard of the Serv	7 **	5	5	4	4	14	12	14	16	14	12	11	12	13	12		
	<i>Unweighted count</i>						913						1 613					
Royal Marines	Yes, fully	35 **	37 **	38 **	44	46	18 **	19 **	20 **	24 **	28	20 **	21 **	22 **	26 **	30		
	To some extent	46	50	48	43	45	45	49 **	49 **	43	44	45	49 **	49 **	43	44		
	No, not at all	11	11	10	11	7	22 **	21 **	19 **	18	17	21 **	20 **	18 **	17	16		
	Haven't heard of the Serv	8 **	2	4	2	2	15 **	12	12	16 **	11	14 **	10	11	14 **	10		
	<i>Unweighted count</i>						284						2 425					
Army	Yes, fully	48 **	48 **	47 **	58	56	25	24	24	27	26	28	28	27 **	31	31		
	To some extent	42 **	42 **	44 **	33	37	51 **	52 **	48	42	44	50 **	50 **	48 **	41	43		
	No, not at all	5	6 **	6	6	4	14	13	16	16	16	13	12	15	15	14		
	Haven't heard of the Serv	4	4	2	3	3	10 **	11	12	15	13	9 **	10	11	13	12		
	<i>Unweighted count</i>						1 149						2 558					
RAF	Yes, fully	25 **	29 **	25 **	35	37	16 **	15 **	14 **	20	19	18 **	18 **	17 **	23	23		
	To some extent	53 **	49 **	52 **	46	44	51 **	55 **	53 **	48	47	52 **	54 **	53 **	48	46		
	No, not at all	12	13	14 **	11	10	15	16	16	16	16	15	15	15	15	14		
	Haven't heard of the Serv	10	9	10	7	10	17	14 **	17	16	18	16	12 **	15	14	16		
	<i>Unweighted count</i>						834						1 786					

** denotes the estimate is significantly different to the 2016 estimate (99% confidence level).

(1) not asked in 2007 (2) "haven't heard of the Service Complaints Commissioner" option added in 2010.

AFCAS 2016 Section 13 - Fairness at Work

Source: Defence Statistics (Surveys)

Table B13.1 How strongly do you agree or disagree with the following statement regarding fairness and equality in the [Service]? I am treated fairly at work.

		Officers: Margin of error +/-%					Other Ranks: Margin of error +/-%					Total: Margin of error +/-%				
		2012	2013	2014	2015	2016	2012	2013	2014	2015	2016	2012	2013	2014	2015	2016
Tri-Service	Agree	1.6	1.5	2.1	1.6	1.7	1.4
	Neutral	1.2	1.2	1.7	1.4	1.4	1.2
	Disagree	1.1	1.0	1.6	1.2	1.4	1.0
	<i>Unweighted count</i>															
Royal Navy	Agree	2.7	2.5	3.0	2.9	2.4	2.3
	Neutral	2.0	2.1	2.6	2.5	2.1	2.0
	Disagree	1.8	1.5	2.1	1.9	1.7	1.5
	<i>Unweighted count</i>															
Royal Marines	Agree	3.3	3.2	1.9	1.7	1.8	1.6
	Neutral	2.7	2.8	1.7	1.6	1.6	1.4
	Disagree	2.0	1.6	1.3	1.0	1.1	0.9
	<i>Unweighted count</i>															
Army	Agree	2.7	2.3	3.3	2.5	2.8	2.1
	Neutral	2.1	1.8	2.7	2.1	2.4	1.8
	Disagree	1.9	1.6	2.6	1.9	2.2	1.6
	<i>Unweighted count</i>															
RAF	Agree	2.4	3.0	2.6	2.6	2.1	2.2
	Neutral	2.0	2.4	2.1	2.2	1.7	1.8
	Disagree	1.5	2.0	1.9	1.8	1.5	1.5
	<i>Unweighted count</i>															

Key

- Margin of error less than 3%
- Margin of error 3% - 5%
- Margin of error 5% +

Margin of error is half the width of a 99% confidence interval. Darker colours indicate a greater degree of uncertainty in the estimate.

AFCAS 2016 Section 13 - Fairness at Work

Source: Defence Statistics (Surveys)

Table B13.2 Do you feel that the [Service] discipline system is...?

		Officers: Margin of error +/-%					Other Ranks: Margin of error +/-%					Total: Margin of error +/-%				
		2012	2013	2014	2015	2016	2012	2013	2014	2015	2016	2012	2013	2014	2015	2016
Tri-Service	Fair	1.5	1.6	1.6	1.6	1.5	2.0	2.3	1.8	2.1	1.7	1.7	1.9	1.5	1.8	1.4
	Neutral	1.3	1.3	1.3	1.3	1.3	1.7	2.0	1.5	1.8	1.5	1.5	1.7	1.3	1.5	1.2
	Unfair	0.8	1.0	0.9	1.0	0.9	1.5	1.8	1.4	1.6	1.3	1.3	1.5	1.2	1.4	1.1
	<i>Unweighted count</i>															
Royal Navy	Fair	2.0	2.5	2.3	2.4	2.4	2.6	2.5	2.5	3.2	3.1	2.1	2.0	2.0	2.5	2.5
	Neutral	1.8	2.1	2.0	2.2	1.9	2.3	2.2	2.2	2.8	2.9	1.8	1.8	1.7	2.2	2.2
	Unfair	1.0	1.4	1.2	1.3	1.5	2.0	1.9	1.9	2.5	2.2	1.6	1.5	1.5	1.9	1.7
	<i>Unweighted count</i>															
Royal Marines	Fair	2.3	2.7	2.3	2.5	2.7	2.1	2.0	1.7	1.9	1.8	1.9	1.8	1.5	1.7	1.6
	Neutral	2.2	2.3	2.0	2.2	2.4	1.9	1.8	1.5	1.7	1.6	1.7	1.6	1.4	1.5	1.4
	Unfair	0.9	1.5	1.1	1.2	1.4	1.3	1.1	1.1	1.2	1.2	1.1	1.0	1.0	1.1	1.0
	<i>Unweighted count</i>															
Army	Fair	2.4	2.7	2.6	2.7	2.4	3.2	3.6	2.7	3.3	2.5	2.8	3.1	2.4	2.8	2.2
	Neutral	2.0	2.2	2.2	2.1	2.1	2.8	3.2	2.3	2.9	2.2	2.4	2.7	2.0	2.5	1.9
	Unfair	1.5	1.8	1.6	1.9	1.4	2.4	2.8	2.2	2.6	2.0	2.1	2.5	1.9	2.3	1.7
	<i>Unweighted count</i>															
RAF	Fair	2.8	2.8	2.9	2.7	3.0	2.4	2.6	2.8	2.8	2.9	2.0	2.1	2.3	2.2	2.4
	Neutral	2.5	2.5	2.5	2.4	2.6	2.1	2.3	2.4	2.5	2.7	1.7	1.9	2.0	2.0	2.1
	Unfair	1.4	1.6	1.5	1.3	1.8	1.6	1.8	2.0	1.8	1.8	1.3	1.4	1.6	1.4	1.5
	<i>Unweighted count</i>															

Key

- Margin of error less than 3%
- Margin of error 3% - 5%
- Margin of error 5% +

Margin of error is half the width of a 99% confidence interval. Darker colours indicate a greater degree of uncertainty in the estimate.

AFCAS 2016 Section 13 - Fairness at Work

Source: Defence Statistics (Surveys)

Table B13.3 Do you believe you have been the subject of bullying, discrimination or harassment in the last 12 months?

		Officers: Margin of error +/-%					Other Ranks: Margin of error +/-%					Total: Margin of error +/-%				
		2012	2013	2014	2015	2016	2012	2013	2014	2015	2016	2012	2013	2014	2015	2016
Tri-Service	Yes	1.5	1.4	1.6	1.2	1.4	1.0
	No	1.5	1.4	1.6	1.2	1.4	1.0
	<i>Unweighted count</i>															
Royal Navy	Yes	2.7	2.3	2.2	2.1	1.8	1.7
	No	2.7	2.3	2.2	2.1	1.8	1.7
	<i>Unweighted count</i>															
Royal Marines	Yes	2.5	2.1	1.0	0.9	0.9	0.8
	No	2.5	2.1	1.0	0.9	0.9	0.8
	<i>Unweighted count</i>															
Army	Yes	2.5	2.1	2.6	1.9	2.3	1.6
	No	2.5	2.1	2.6	1.9	2.3	1.6
	<i>Unweighted count</i>															
RAF	Yes	2.4	2.9	2.0	2.0	1.7	1.7
	No	2.4	2.9	2.0	2.0	1.7	1.7
	<i>Unweighted count</i>															

Key

	Margin of error less than 3%
	Margin of error 3% - 5%
	Margin of error 5% +

Margin of error is half the width of a 99% confidence interval. Darker colours indicate a greater degree of uncertainty in the estimate.

AFCAS 2016 Section 13 - Fairness at Work

Source: Defence Statistics (Surveys)

Table B13.4 Do you believe you have been subject to any of the following in a Service environment in the last 12 months? Bullying.

		Officers: Margin of error +/-%					Other Ranks: Margin of error +/-%					Total: Margin of error +/-%				
		2012	2013	2014	2015	2016	2012	2013	2014	2015	2016	2012	2013	2014	2015	2016
Tri-Service	Not ticked	1.1	1.0	1.3	0.8	1.1	0.7
	Ticked	1.1	1.0	1.3	0.8	1.1	0.7
	<i>Unweighted count</i>															
Royal Navy	Not ticked	2.1	1.5	1.6	1.6	1.3	1.3
	Ticked	2.1	1.5	1.6	1.6	1.3	1.3
	<i>Unweighted count</i>															
Royal Marines	Not ticked	1.1	1.3	0.7	0.6	0.7	0.5
	Ticked	1.1	1.3	0.7	0.6	0.7	0.5
	<i>Unweighted count</i>															
Army	Not ticked	1.8	1.4	2.1	1.3	1.8	1.1
	Ticked	1.8	1.4	2.1	1.3	1.8	1.1
	<i>Unweighted count</i>															
RAF	Not ticked	1.7	2.1	1.4	1.3	1.2	1.1
	Ticked	1.7	2.1	1.4	1.3	1.2	1.1
	<i>Unweighted count</i>															

Key

	Margin of error less than 3%
	Margin of error 3% - 5%
	Margin of error 5% +

Margin of error is half the width of a 99% confidence interval. Darker colours indicate a greater degree of uncertainty in the estimate.

AFCAS 2016 Section 13 - Fairness at Work

Source: Defence Statistics (Surveys)

Table B13.5 Do you believe you have been subject to any of the following in a Service environment in the last 12 months? Discrimination.

		Officers: Margin of error +/-%					Other Ranks: Margin of error +/-%					Total: Margin of error +/-%				
		2012	2013	2014	2015	2016	2012	2013	2014	2015	2016	2012	2013	2014	2015	2016
Tri-Service	Not ticked	1.2	1.1	1.4	1.0	1.1	0.9
	Ticked	1.2	1.1	1.4	1.0	1.1	0.9
	<i>Unweighted count</i>															
Royal Navy	Not ticked	1.9	1.9	1.8	1.7	1.5	1.4
	Ticked	1.9	1.9	1.8	1.7	1.5	1.4
	<i>Unweighted count</i>															
Royal Marines	Not ticked	2.0	1.9	0.7	0.6	0.6	0.6
	Ticked	2.0	1.9	0.7	0.6	0.6	0.6
	<i>Unweighted count</i>															
Army	Not ticked	2.1	1.6	2.2	1.6	1.9	1.3
	Ticked	2.1	1.6	2.2	1.6	1.9	1.3
	<i>Unweighted count</i>															
RAF	Not ticked	1.9	2.3	1.6	1.6	1.3	1.4
	Ticked	1.9	2.3	1.6	1.6	1.3	1.4
	<i>Unweighted count</i>															

Key

	Margin of error less than 3%
	Margin of error 3% - 5%
	Margin of error 5% +

Margin of error is half the width of a 99% confidence interval. Darker colours indicate a greater degree of uncertainty in the estimate.

AFCAS 2016 Section 13 - Fairness at Work

Source: Defence Statistics (Surveys)

Table B13.6 Do you believe you have been subject to any of the following in a Service environment in the last 12 months? Harassment.

		Officers: Margin of error +/-%					Other Ranks: Margin of error +/-%					Total: Margin of error +/-%				
		2012	2013	2014	2015	2016	2012	2013	2014	2015	2016	2012	2013	2014	2015	2016
Tri-Service	Not ticked	0.8	0.7	0.9	0.7	0.8	0.6
	Ticked	0.8	0.7	0.9	0.7	0.8	0.6
	<i>Unweighted count</i>															
Royal Navy	Not ticked	1.3	1.1	1.4	1.1	1.1	0.9
	Ticked	1.3	1.1	1.4	1.1	1.1	0.9
	<i>Unweighted count</i>															
Royal Marines	Not ticked	1.1	1.0	0.6	0.5	0.5	0.4
	Ticked	1.1	1.0	0.6	0.5	0.5	0.4
	<i>Unweighted count</i>															
Army	Not ticked	1.5	1.1	1.5	1.1	1.3	0.9
	Ticked	1.5	1.1	1.5	1.1	1.3	0.9
	<i>Unweighted count</i>															
RAF	Not ticked	1.1	1.5	0.9	1.3	0.8	1.0
	Ticked	1.1	1.5	0.9	1.3	0.8	1.0
	<i>Unweighted count</i>															

Key

	Margin of error less than 3%
	Margin of error 3% - 5%
	Margin of error 5% +

Margin of error is half the width of a 99% confidence interval. Darker colours indicate a greater degree of uncertainty in the estimate.

AFCAS 2016 Section 13 - Fairness at Work

Source: Defence Statistics (Surveys)

Table B13.7 Do you believe you have been subject to any of the following in a Service environment in the last 12 months? None of the above. (i.e. Not subject to bullying, discrimination and/or Harassment.)

		Officers: Margin of error +/-%					Other Ranks: Margin of error +/-%					Total: Margin of error +/-%				
		2012	2013	2014	2015	2016	2012	2013	2014	2015	2016	2012	2013	2014	2015	2016
Tri-Service	Not ticked	1.5	1.4	1.6	1.2	1.4	1.0
	Ticked	1.5	1.4	1.6	1.2	1.4	1.0
	<i>Unweighted count</i>															
Royal Navy	Not ticked	2.7	2.3	2.2	2.1	1.8	1.7
	Ticked	2.7	2.3	2.2	2.1	1.8	1.7
	<i>Unweighted count</i>															
Royal Marines	Not ticked	2.5	2.1	1.0	0.9	0.9	0.8
	Ticked	2.5	2.1	1.0	0.9	0.9	0.8
	<i>Unweighted count</i>															
Army	Not ticked	2.5	2.1	2.6	1.9	2.3	1.6
	Ticked	2.5	2.1	2.6	1.9	2.3	1.6
	<i>Unweighted count</i>															
RAF	Not ticked	2.4	2.9	2.0	2.0	1.7	1.7
	Ticked	2.4	2.9	2.0	2.0	1.7	1.7
	<i>Unweighted count</i>															

Key

	Margin of error less than 3%
	Margin of error 3% - 5%
	Margin of error 5% +

Margin of error is half the width of a 99% confidence interval. Darker colours indicate a greater degree of uncertainty in the estimate.

AFCAS 2016 Section 13 - Fairness at Work

Source: Defence Statistics (Surveys)

Table B13.8 If you believe that you have been subject to discrimination in a Service environment in the last 12 months, please specify on what grounds:
Gender.

		Officers: Margin of error +/-%					Other Ranks: Margin of error +/-%					Total: Margin of error +/-%				
		2012	2013	2014	2015	2016	2012	2013	2014	2015	2016	2012	2013	2014	2015	2016
Tri-Service	Not ticked	0.8	0.6	0.7	0.5	0.6	0.4
	Ticked	0.8	0.6	0.7	0.5	0.6	0.4
	<i>Unweighted count</i>															
Royal Navy	Not ticked	1.2	1.0	1.2	0.9	0.9	0.7
	Ticked	1.2	1.0	1.2	0.9	0.9	0.7
	<i>Unweighted count</i>															
Royal Marines	Not ticked	0.1	0.3	0.1	0.3
	Ticked	0.1	0.3	0.1	0.3
	<i>Unweighted count</i>															
Army	Not ticked	1.4	1.0	1.1	0.8	1.0	0.7
	Ticked	1.4	1.0	1.1	0.8	1.0	0.7
	<i>Unweighted count</i>															
RAF	Not ticked	1.1	1.4	1.0	1.0	0.8	0.8
	Ticked	1.1	1.4	1.0	1.0	0.8	0.8
	<i>Unweighted count</i>															

Key

	Margin of error less than 3%
	Margin of error 3% - 5%
	Margin of error 5% +

Margin of error is half the width of a 99% confidence interval. Darker colours indicate a greater degree of uncertainty in the estimate.

**Table B13.9 If you believe that you have been subject to discrimination in a Service environment in the last 12 months, please specify on what grounds:
Gender reassignment.**

		Officers: Margin of error +/-%					Other Ranks: Margin of error +/-%					Total: Margin of error +/-%				
		2012	2013	2014	2015	2016	2012	2013	2014	2015	2016	2012	2013	2014	2015	2016
Tri-Service	Not ticked	0.2	0.4	0.2	0.3	0.2
	Ticked	0.2	0.4	0.2	0.3	0.2
	<i>Unweighted count</i>															
Royal Navy	Not ticked	0.3	0.2	0.2	0.1
	Ticked	0.3	0.2	0.2	0.1
	<i>Unweighted count</i>															
Royal Marines	Not ticked	0.1	0.2	0.1	0.2
	Ticked	0.1	0.2	0.1	0.2
	<i>Unweighted count</i>															
Army	Not ticked	0.3	0.6	0.3	0.5	0.3
	Ticked	0.3	0.6	0.3	0.5	0.3
	<i>Unweighted count</i>															
RAF	Not ticked	0.3	0.3	0.2	0.2	0.1
	Ticked	0.3	0.3	0.2	0.2	0.1
	<i>Unweighted count</i>															

Key

	Margin of error less than 3%
	Margin of error 3% - 5%
	Margin of error 5% +

Margin of error is half the width of a 99% confidence interval. Darker colours indicate a greater degree of uncertainty in the estimate.

AFCAS 2016 Section 13 - Fairness at Work

Source: Defence Statistics (Surveys)

Table B13.10 If you believe that you have been subject to discrimination in a Service environment in the last 12 months, please specify on what grounds: Race, colour, nationality, ethnic or national origin.

		Officers: Margin of error +/-%					Other Ranks: Margin of error +/-%					Total: Margin of error +/-%				
		2012	2013	2014	2015	2016	2012	2013	2014	2015	2016	2012	2013	2014	2015	2016
Tri-Service	Not ticked	0.4	0.3	0.9	0.6	0.7	0.5
	Ticked	0.4	0.3	0.9	0.6	0.7	0.5
	<i>Unweighted count</i>															
Royal Navy	Not ticked	0.6	0.5	0.9	0.8	0.7	0.6
	Ticked	0.6	0.5	0.9	0.8	0.7	0.6
	<i>Unweighted count</i>															
Royal Marines	Not ticked	0.7	0.2	0.4	0.2	0.3
	Ticked	0.7	0.2	0.4	0.2	0.3
	<i>Unweighted count</i>															
Army	Not ticked	0.8	0.5	1.5	1.0	1.3	0.9
	Ticked	0.8	0.5	1.5	1.0	1.3	0.9
	<i>Unweighted count</i>															
RAF	Not ticked	0.5	0.6	0.6	0.5	0.5	0.4
	Ticked	0.5	0.6	0.6	0.5	0.5	0.4
	<i>Unweighted count</i>															

Key

	Margin of error less than 3%
	Margin of error 3% - 5%
	Margin of error 5% +

Margin of error is half the width of a 99% confidence interval. Darker colours indicate a greater degree of uncertainty in the estimate.

AFCAS 2016 Section 13 - Fairness at Work

Source: Defence Statistics (Surveys)

Table B13.11 If you believe that you have been subject to discrimination in a Service environment in the last 12 months, please specify on what grounds: Marriage/civil partnership.

		Officers: Margin of error +/-%					Other Ranks: Margin of error +/-%					Total: Margin of error +/-%				
		2012	2013	2014	2015	2016	2012	2013	2014	2015	2016	2012	2013	2014	2015	2016
Tri-Service	Not ticked	0.3	0.4	0.5	0.4	0.5	0.3
	Ticked	0.3	0.4	0.5	0.4	0.5	0.3
	<i>Unweighted count</i>															
Royal Navy	Not ticked	0.7	0.6	0.5	0.4	0.4	0.4
	Ticked	0.7	0.6	0.5	0.4	0.4	0.4
	<i>Unweighted count</i>															
Royal Marines	Not ticked	0.9	1.0	0.3	0.2	0.2	0.2
	Ticked	0.9	1.0	0.3	0.2	0.2	0.2
	<i>Unweighted count</i>															
Army	Not ticked	0.5	0.7	0.9	0.5	0.8	0.5
	Ticked	0.5	0.7	0.9	0.5	0.8	0.5
	<i>Unweighted count</i>															
RAF	Not ticked	0.6	0.7	0.6	0.7	0.5	0.6
	Ticked	0.6	0.7	0.6	0.7	0.5	0.6
	<i>Unweighted count</i>															

Key

	Margin of error less than 3%
	Margin of error 3% - 5%
	Margin of error 5% +

Margin of error is half the width of a 99% confidence interval. Darker colours indicate a greater degree of uncertainty in the estimate.

AFCAS 2016 Section 13 - Fairness at Work

Source: Defence Statistics (Surveys)

Table B13.12 If you believe that you have been subject to discrimination in a Service environment in the last 12 months, please specify on what grounds: Religion or beliefs.

		Officers: Margin of error +/-%					Other Ranks: Margin of error +/-%					Total: Margin of error +/-%				
		2012	2013	2014	2015	2016	2012	2013	2014	2015	2016	2012	2013	2014	2015	2016
Tri-Service	Not ticked	0.4	0.3	0.5	0.3	0.4	0.3
	Ticked	0.4	0.3	0.5	0.3	0.4	0.3
	<i>Unweighted count</i>															
Royal Navy	Not ticked	0.6	0.5	0.5	0.6	0.4	0.5
	Ticked	0.6	0.5	0.5	0.6	0.4	0.5
	<i>Unweighted count</i>															
Royal Marines	Not ticked	0.7	0.2	0.3	0.2	0.3
	Ticked	0.7	0.2	0.3	0.2	0.3
	<i>Unweighted count</i>															
Army	Not ticked	0.7	0.5	0.8	0.5	0.7	0.5
	Ticked	0.7	0.5	0.8	0.5	0.7	0.5
	<i>Unweighted count</i>															
RAF	Not ticked	0.3	0.3	0.4	0.4	0.3	0.3
	Ticked	0.3	0.3	0.4	0.4	0.3	0.3
	<i>Unweighted count</i>															

Key

	Margin of error less than 3%
	Margin of error 3% - 5%
	Margin of error 5% +

Margin of error is half the width of a 99% confidence interval. Darker colours indicate a greater degree of uncertainty in the estimate.

AFCAS 2016 Section 13 - Fairness at Work

Source: Defence Statistics (Surveys)

**Table B13.13 If you believe that you have been subject to discrimination in a Service environment in the last 12 months, please specify on what grounds:
Sexual orientation.**

		Officers: Margin of error +/-%					Other Ranks: Margin of error +/-%					Total: Margin of error +/-%				
		2012	2013	2014	2015	2016	2012	2013	2014	2015	2016	2012	2013	2014	2015	2016
Tri-Service	Not ticked	0.3	0.2	0.3	0.3	0.2	0.3
	Ticked	0.3	0.2	0.3	0.3	0.2	0.3
	<i>Unweighted count</i>															
Royal Navy	Not ticked	0.3	0.2	0.6	0.3	0.5	0.2
	Ticked	0.3	0.2	0.6	0.3	0.5	0.2
	<i>Unweighted count</i>															
Royal Marines	Not ticked	0.2	0.2
	Ticked	0.2	0.2
	<i>Unweighted count</i>															
Army	Not ticked	0.6	0.3	0.4	0.5	0.3	0.4
	Ticked	0.6	0.3	0.4	0.5	0.3	0.4
	<i>Unweighted count</i>															
RAF	Not ticked	0.5	0.5	0.3	0.2	0.3	0.2
	Ticked	0.5	0.5	0.3	0.2	0.3	0.2
	<i>Unweighted count</i>															

Key

	Margin of error less than 3%
	Margin of error 3% - 5%
	Margin of error 5% +

Margin of error is half the width of a 99% confidence interval. Darker colours indicate a greater degree of uncertainty in the estimate.

AFCAS 2016 Section 13 - Fairness at Work

Source: Defence Statistics (Surveys)

Table B13.14 If you believe that you have been subject to discrimination in a Service environment in the last 12 months, please specify on what grounds: Age.

		Officers: Margin of error +/-%					Other Ranks: Margin of error +/-%					Total: Margin of error +/-%				
		2012	2013	2014	2015	2016	2012	2013	2014	2015	2016	2012	2013	2014	2015	2016
Tri-Service	Not ticked	0.6	0.5	0.6	0.4	0.5	0.4
	Ticked	0.6	0.5	0.6	0.4	0.5	0.4
	<i>Unweighted count</i>															
Royal Navy	Not ticked	1.2	1.2	0.7	0.8	0.6	0.7
	Ticked	1.2	1.2	0.7	0.8	0.6	0.7
	<i>Unweighted count</i>															
Royal Marines	Not ticked	1.3	1.2	0.3	0.3	0.3	0.3
	Ticked	1.3	1.2	0.3	0.3	0.3	0.3
	<i>Unweighted count</i>															
Army	Not ticked	1.0	0.6	1.0	0.6	0.8	0.6
	Ticked	1.0	0.6	1.0	0.6	0.8	0.6
	<i>Unweighted count</i>															
RAF	Not ticked	1.3	1.3	0.7	0.6	0.6	0.6
	Ticked	1.3	1.3	0.7	0.6	0.6	0.6
	<i>Unweighted count</i>															

Key

	Margin of error less than 3%
	Margin of error 3% - 5%
	Margin of error 5% +

Margin of error is half the width of a 99% confidence interval. Darker colours indicate a greater degree of uncertainty in the estimate.

AFCAS 2016 Section 13 - Fairness at Work

Source: Defence Statistics (Surveys)

Table B13.15 If you believe that you have been subject to discrimination in a Service environment in the last 12 months, please specify on what grounds: Disability.

		Officers: Margin of error +/-%					Other Ranks: Margin of error +/-%					Total: Margin of error +/-%				
		2012	2013	2014	2015	2016	2012	2013	2014	2015	2016	2012	2013	2014	2015	2016
Tri-Service	Not ticked	0.3	0.3	0.5	0.5	0.4	0.4
	Ticked	0.3	0.3	0.5	0.5	0.4	0.4
	<i>Unweighted count</i>															
Royal Navy	Not ticked	0.4	0.5	0.6	0.6	0.5	0.5
	Ticked	0.4	0.5	0.6	0.6	0.5	0.5
	<i>Unweighted count</i>															
Royal Marines	Not ticked	0.3	0.3	0.2	0.3
	Ticked	0.3	0.3	0.2	0.3
	<i>Unweighted count</i>															
Army	Not ticked	0.6	0.5	0.8	0.7	0.6	0.6
	Ticked	0.6	0.5	0.8	0.7	0.6	0.6
	<i>Unweighted count</i>															
RAF	Not ticked	0.3	0.6	0.7	0.8	0.6	0.6
	Ticked	0.3	0.6	0.7	0.8	0.6	0.6
	<i>Unweighted count</i>															

Key

	Margin of error less than 3%
	Margin of error 3% - 5%
	Margin of error 5% +

Margin of error is half the width of a 99% confidence interval. Darker colours indicate a greater degree of uncertainty in the estimate.

AFCAS 2016 Section 13 - Fairness at Work

Source: Defence Statistics (Surveys)

Table B13.16 If you believe that you have been subject to discrimination in a Service environment in the last 12 months, please specify on what grounds: Pregnancy or maternity.

		Officers: Margin of error +/-%					Other Ranks: Margin of error +/-%					Total: Margin of error +/-%				
		2012	2013	2014	2015	2016	2012	2013	2014	2015	2016	2012	2013	2014	2015	2016
Tri-Service	Not ticked	0.3	0.3	0.4	0.3	0.3	0.2
	Ticked	0.3	0.3	0.4	0.3	0.3	0.2
	<i>Unweighted count</i>															
Royal Navy	Not ticked	0.3	0.6	0.6	0.5	0.4	0.4
	Ticked	0.3	0.6	0.6	0.5	0.4	0.4
	<i>Unweighted count</i>															
Royal Marines	Not ticked	0.2	0.2	0.1	0.2
	Ticked	0.2	0.2	0.1	0.2
	<i>Unweighted count</i>															
Army	Not ticked	0.5	0.5	0.6	0.4	0.5	0.3
	Ticked	0.5	0.5	0.6	0.4	0.5	0.3
	<i>Unweighted count</i>															
RAF	Not ticked	0.7	0.7	0.5	0.7	0.4	0.5
	Ticked	0.7	0.7	0.5	0.7	0.4	0.5
	<i>Unweighted count</i>															

Key

	Margin of error less than 3%
	Margin of error 3% - 5%
	Margin of error 5% +

Margin of error is half the width of a 99% confidence interval. Darker colours indicate a greater degree of uncertainty in the estimate.

AFCAS 2016 Section 13 - Fairness at Work

Source: Defence Statistics (Surveys)

Table B13.17 If you believe that you have been subject to harassment in a Service environment in the last 12 months, please specify on what grounds: Gender.

		Officers: Margin of error +/-%					Other Ranks: Margin of error +/-%					Total: Margin of error +/-%				
		2012	2013	2014	2015	2016	2012	2013	2014	2015	2016	2012	2013	2014	2015	2016
Tri-Service	Not ticked	0.5	0.4	0.3	0.2	0.2	0.2
	Ticked	0.5	0.4	0.3	0.2	0.2	0.2
	<i>Unweighted count</i>															
Royal Navy	Not ticked	0.7	0.7	0.6	0.6	0.5	0.5
	Ticked	0.7	0.7	0.6	0.6	0.5	0.5
	<i>Unweighted count</i>															
Royal Marines	Not ticked	0.1	0.1	0.1	0.1
	Ticked	0.1	0.1	0.1	0.1
	<i>Unweighted count</i>															
Army	Not ticked	0.9	0.6	0.4	0.3	0.4	0.3
	Ticked	0.9	0.6	0.4	0.3	0.4	0.3
	<i>Unweighted count</i>															
RAF	Not ticked	0.6	0.9	0.4	0.5	0.3	0.5
	Ticked	0.6	0.9	0.4	0.5	0.3	0.5
	<i>Unweighted count</i>															

Key

	Margin of error less than 3%
	Margin of error 3% - 5%
	Margin of error 5% +

Margin of error is half the width of a 99% confidence interval. Darker colours indicate a greater degree of uncertainty in the estimate.

AFCAS 2016 Section 13 - Fairness at Work

Source: Defence Statistics (Surveys)

Table B13.18 If you believe that you have been subject to harassment in a Service environment in the last 12 months, please specify on what grounds: Gender reassignment.

		Officers: Margin of error +/-%					Other Ranks: Margin of error +/-%					Total: Margin of error +/-%				
		2012	2013	2014	2015	2016	2012	2013	2014	2015	2016	2012	2013	2014	2015	2016
Tri-Service	Not ticked	0.2	0.1	0.2	0.1
	Ticked	0.2	0.1	0.2	0.1
	<i>Unweighted count</i>															
Royal Navy	Not ticked
	Ticked
	<i>Unweighted count</i>															
Royal Marines	Not ticked	0.1	0.1	0.1	0.1
	Ticked	0.1	0.1	0.1	0.1
	<i>Unweighted count</i>															
Army	Not ticked	0.4	0.2	0.3	0.2
	Ticked	0.4	0.2	0.3	0.2
	<i>Unweighted count</i>															
RAF	Not ticked	0.1	0.1	..
	Ticked	0.1	0.1	..
	<i>Unweighted count</i>															

Key

	Margin of error less than 3%
	Margin of error 3% - 5%
	Margin of error 5% +

Margin of error is half the width of a 99% confidence interval. Darker colours indicate a greater degree of uncertainty in the estimate.

AFCAS 2016 Section 13 - Fairness at Work

Source: Defence Statistics (Surveys)

Table B13.19 If you believe that you have been subject to harassment in a Service environment in the last 12 months, please specify on what grounds: Race, colour, nationality, ethnic or national origin.

		Officers: Margin of error +/-%					Other Ranks: Margin of error +/-%					Total: Margin of error +/-%				
		2012	2013	2014	2015	2016	2012	2013	2014	2015	2016	2012	2013	2014	2015	2016
Tri-Service	Not ticked	0.2	0.2	0.4	0.3	0.3	0.3
	Ticked	0.2	0.2	0.4	0.3	0.3	0.3
	<i>Unweighted count</i>															
Royal Navy	Not ticked	0.4	0.4	0.3	0.4	0.2
	Ticked	0.4	0.4	0.3	0.4	0.2
	<i>Unweighted count</i>															
Royal Marines	Not ticked	0.2	0.2	0.2	0.1
	Ticked	0.2	0.2	0.2	0.1
	<i>Unweighted count</i>															
Army	Not ticked	0.5	0.4	0.7	0.6	0.6	0.5
	Ticked	0.5	0.4	0.7	0.6	0.6	0.5
	<i>Unweighted count</i>															
RAF	Not ticked	0.3	0.3	0.3	0.2	0.2
	Ticked	0.3	0.3	0.3	0.2	0.2
	<i>Unweighted count</i>															

Key

	Margin of error less than 3%
	Margin of error 3% - 5%
	Margin of error 5% +

Margin of error is half the width of a 99% confidence interval. Darker colours indicate a greater degree of uncertainty in the estimate.

AFCAS 2016 Section 13 - Fairness at Work

Source: Defence Statistics (Surveys)

Table B13.20 If you believe that you have been subject to harassment in a Service environment in the last 12 months, please specify on what grounds: Marriage/civil partnership.

		Officers: Margin of error +/-%					Other Ranks: Margin of error +/-%					Total: Margin of error +/-%				
		2012	2013	2014	2015	2016	2012	2013	2014	2015	2016	2012	2013	2014	2015	2016
Tri-Service	Not ticked	0.2	0.1	0.1	0.2	0.1	0.2
	Ticked	0.2	0.1	0.1	0.2	0.1	0.2
	<i>Unweighted count</i>															
Royal Navy	Not ticked	0.3	0.4	0.3	0.3	0.2
	Ticked	0.3	0.4	0.3	0.3	0.2
	<i>Unweighted count</i>															
Royal Marines	Not ticked	0.1	0.1	0.1	0.1
	Ticked	0.1	0.1	0.1	0.1
	<i>Unweighted count</i>															
Army	Not ticked	0.3	0.1	0.3	0.1	0.3
	Ticked	0.3	0.1	0.3	0.1	0.3
	<i>Unweighted count</i>															
RAF	Not ticked	0.4	0.3	0.3	0.2
	Ticked	0.4	0.3	0.3	0.2
	<i>Unweighted count</i>															

Key

	Margin of error less than 3%
	Margin of error 3% - 5%
	Margin of error 5% +

Margin of error is half the width of a 99% confidence interval. Darker colours indicate a greater degree of uncertainty in the estimate.

AFCAS 2016 Section 13 - Fairness at Work

Source: Defence Statistics (Surveys)

Table B13.21 If you believe that you have been subject to harassment in a Service environment in the last 12 months, please specify on what grounds: Religion or beliefs.

		Officers: Margin of error +/-%					Other Ranks: Margin of error +/-%					Total: Margin of error +/-%				
		2012	2013	2014	2015	2016	2012	2013	2014	2015	2016	2012	2013	2014	2015	2016
Tri-Service	Not ticked	0.1	0.2	0.3	0.2	0.2	0.2
	Ticked	0.1	0.2	0.3	0.2	0.2	0.2
	<i>Unweighted count</i>															
Royal Navy	Not ticked	0.3	0.3	0.2
	Ticked	0.3	0.3	0.2
	<i>Unweighted count</i>															
Royal Marines	Not ticked	0.1	0.2	0.1	0.2
	Ticked	0.1	0.2	0.1	0.2
	<i>Unweighted count</i>															
Army	Not ticked	0.4	0.4	0.4	0.4	0.3
	Ticked	0.4	0.4	0.4	0.4	0.3
	<i>Unweighted count</i>															
RAF	Not ticked	0.2	0.4	0.1	0.2	0.1	0.2
	Ticked	0.2	0.4	0.1	0.2	0.1	0.2
	<i>Unweighted count</i>															

Key

	Margin of error less than 3%
	Margin of error 3% - 5%
	Margin of error 5% +

Margin of error is half the width of a 99% confidence interval. Darker colours indicate a greater degree of uncertainty in the estimate.

AFCAS 2016 Section 13 - Fairness at Work

Source: Defence Statistics (Surveys)

Table B13.22 If you believe that you have been subject to harassment in a Service environment in the last 12 months, please specify on what grounds: Sexual orientation.

		Officers: Margin of error +/-%					Other Ranks: Margin of error +/-%					Total: Margin of error +/-%				
		2012	2013	2014	2015	2016	2012	2013	2014	2015	2016	2012	2013	2014	2015	2016
Tri-Service	Not ticked	0.1	0.2	0.3	0.2	0.2	0.2
	Ticked	0.1	0.2	0.3	0.2	0.2	0.2
	<i>Unweighted count</i>															
Royal Navy	Not ticked	0.3	0.7	0.3	0.5	0.3
	Ticked	0.3	0.7	0.3	0.5	0.3
	<i>Unweighted count</i>															
Royal Marines	Not ticked	0.1	0.1
	Ticked	0.1	0.1
	<i>Unweighted count</i>															
Army	Not ticked	0.4	0.4	0.4	0.4	0.3
	Ticked	0.4	0.4	0.4	0.4	0.3
	<i>Unweighted count</i>															
RAF	Not ticked	0.4	0.1	0.3	0.1	0.2
	Ticked	0.4	0.1	0.3	0.1	0.2
	<i>Unweighted count</i>															

Key

	Margin of error less than 3%
	Margin of error 3% - 5%
	Margin of error 5% +

Margin of error is half the width of a 99% confidence interval. Darker colours indicate a greater degree of uncertainty in the estimate.

AFCAS 2016 Section 13 - Fairness at Work

Source: Defence Statistics (Surveys)

Table B13.23 If you believe that you have been subject to harassment in a Service environment in the last 12 months, please specify on what grounds: Age.

		Officers: Margin of error +/-%					Other Ranks: Margin of error +/-%					Total: Margin of error +/-%				
		2012	2013	2014	2015	2016	2012	2013	2014	2015	2016	2012	2013	2014	2015	2016
Tri-Service	Not ticked	0.2	0.1	0.3	0.2	0.2	0.2
	Ticked	0.2	0.1	0.3	0.2	0.2	0.2
	<i>Unweighted count</i>															
Royal Navy	Not ticked	0.4	0.5	0.3	0.4
	Ticked	0.4	0.5	0.3	0.4
	<i>Unweighted count</i>															
Royal Marines	Not ticked	0.2	0.1	0.2	0.1
	Ticked	0.2	0.1	0.2	0.1
	<i>Unweighted count</i>															
Army	Not ticked	0.4	0.2	0.5	0.3	0.4	0.3
	Ticked	0.4	0.2	0.5	0.3	0.4	0.3
	<i>Unweighted count</i>															
RAF	Not ticked	0.3	0.2	0.4	0.2	0.4
	Ticked	0.3	0.2	0.4	0.2	0.4
	<i>Unweighted count</i>															

Key

- Margin of error less than 3%
- Margin of error 3% - 5%
- Margin of error 5% +

Margin of error is half the width of a 99% confidence interval. Darker colours indicate a greater degree of uncertainty in the estimate.

AFCAS 2016 Section 13 - Fairness at Work

Source: Defence Statistics (Surveys)

Table B13.24 If you believe that you have been subject to harassment in a Service environment in the last 12 months, please specify on what grounds: Disability.

		Officers: Margin of error +/-%					Other Ranks: Margin of error +/-%					Total: Margin of error +/-%				
		2012	2013	2014	2015	2016	2012	2013	2014	2015	2016	2012	2013	2014	2015	2016
Tri-Service	Not ticked	0.2	0.2	0.1	0.2	0.1	0.2
	Ticked	0.2	0.2	0.1	0.2	0.1	0.2
	<i>Unweighted count</i>															
Royal Navy	Not ticked	0.3	0.3	0.4	0.3	0.3	0.2
	Ticked	0.3	0.3	0.4	0.3	0.3	0.2
	<i>Unweighted count</i>															
Royal Marines	Not ticked	0.6	0.2	0.2	0.2	0.2
	Ticked	0.6	0.2	0.2	0.2	0.2
	<i>Unweighted count</i>															
Army	Not ticked	0.3	0.4	0.2	0.4	0.2	0.3
	Ticked	0.3	0.4	0.2	0.4	0.2	0.3
	<i>Unweighted count</i>															
RAF	Not ticked	0.4	0.4	0.2	0.4	0.2	0.3
	Ticked	0.4	0.4	0.2	0.4	0.2	0.3
	<i>Unweighted count</i>															

Key

	Margin of error less than 3%
	Margin of error 3% - 5%
	Margin of error 5% +

Margin of error is half the width of a 99% confidence interval. Darker colours indicate a greater degree of uncertainty in the estimate.

AFCAS 2016 Section 13 - Fairness at Work

Source: Defence Statistics (Surveys)

**Table B13.25 If you believe that you have been subject to harassment in a Service environment in the last 12 months, please specify on what grounds:
Pregnancy or maternity.**

		Officers: Margin of error +/-%					Other Ranks: Margin of error +/-%					Total: Margin of error +/-%				
		2012	2013	2014	2015	2016	2012	2013	2014	2015	2016	2012	2013	2014	2015	2016
Tri-Service	Not ticked	0.2	0.1	0.0	0.1	0.0	0.1
	Ticked	0.2	0.1	0.0	0.1	0.0	0.1
	<i>Unweighted count</i>															
Royal Navy	Not ticked	0.5	0.1	0.3	0.1	0.2
	Ticked	0.5	0.1	0.3	0.1	0.2
	<i>Unweighted count</i>															
Royal Marines	Not ticked	0.0
	Ticked
	<i>Unweighted count</i>															
Army	Not ticked	0.3	0.2	0.0	0.1
	Ticked	0.3	0.2	0.0	0.1
	<i>Unweighted count</i>															
RAF	Not ticked	0.3	0.3	0.3	0.1	0.3
	Ticked	0.3	0.3	0.3	0.1	0.3
	<i>Unweighted count</i>															

Key

	Margin of error less than 3%
	Margin of error 3% - 5%
	Margin of error 5% +

Margin of error is half the width of a 99% confidence interval. Darker colours indicate a greater degree of uncertainty in the estimate.

AFCAS 2016 Section 13 - Fairness at Work

Source: Defence Statistics (Surveys)

Table B13.26 If you believe that you have been the subject of discrimination, harassment and/or bullying in a Service environment within the last 12 months, did you make a formal written complaint? Yes.

		Officers: Margin of error +/-%					Other Ranks: Margin of error +/-%					Total: Margin of error +/-%				
		2012	2013	2014	2015	2016	2012	2013	2014	2015	2016	2012	2013	2014	2015	2016
Tri-Service	Not ticked	4.4	3.9	4.7	3.6	4.1	3.1
	Ticked	4.4	3.9	4.7	3.6	4.1	3.1
	<i>Unweighted count</i>															
Royal Navy	Not ticked	7.6	8.2	7.1	5.7	5.8	4.8
	Ticked	7.6	8.2	7.1	5.7	5.8	4.8
	<i>Unweighted count</i>															
Royal Marines	Not ticked	6.9	7.3	6.3	7.0
	Ticked	6.9	7.3	6.3	7.0
	<i>Unweighted count</i>															
Army	Not ticked	7.7	7.6	6.7	5.1	6.1	4.6
	Ticked	7.7	7.6	6.7	5.1	6.1	4.6
	<i>Unweighted count</i>															
RAF	Not ticked	5.6	3.7	4.8	4.7	4.0	3.6
	Ticked	5.6	3.7	4.8	4.7	4.0	3.6
	<i>Unweighted count</i>															

Key

- Margin of error less than 3%
- Margin of error 3% - 5%
- Margin of error 5% +

Margin of error is half the width of a 99% confidence interval. Darker colours indicate a greater degree of uncertainty in the estimate.

AFCAS 2016 Section 13 - Fairness at Work

Source: Defence Statistics (Surveys)

Table B13.27 If you believe you have been the subject of discrimination, harassment and/or bullying in a Service environment within the last 12 months, did you make a formal written complaint? No, I was not aware of the Service Complaints process.

		Officers: Margin of error +/-%					Other Ranks: Margin of error +/-%					Total: Margin of error +/-%				
		2012	2013	2014	2015	2016	2012	2013	2014	2015	2016	2012	2013	2014	2015	2016
Tri-Service	Not ticked	2.5	1.4	4.6	3.4	4.0	2.9
	Ticked	2.5	1.4	4.6	3.4	4.0	2.9
	<i>Unweighted count</i>															
Royal Navy	Not ticked	4.4	4.1	3.8	3.3	3.0
	Ticked	4.4	4.1	3.8	3.3	3.0
	<i>Unweighted count</i>															
Royal Marines	Not ticked	6.0	7.0	5.4	6.4
	Ticked	6.0	7.0	5.4	6.4
	<i>Unweighted count</i>															
Army	Not ticked	3.6	3.3	6.7	4.9	6.0	4.4
	Ticked	3.6	3.3	6.7	4.9	6.0	4.4
	<i>Unweighted count</i>															
RAF	Not ticked	5.3	0.8	4.5	1.2	3.3
	Ticked	5.3	0.8	4.5	1.2	3.3
	<i>Unweighted count</i>															

Key

- Margin of error less than 3%
- Margin of error 3% - 5%
- Margin of error 5% +

Margin of error is half the width of a 99% confidence interval. Darker colours indicate a greater degree of uncertainty in the estimate.

AFCAS 2016 Section 13 - Fairness at Work

Source: Defence Statistics (Surveys)

Table B13.28 If you believe you have been the subject of discrimination, harassment and/or bullying in a Service environment within the last 12 months, did you make a formal written complaint? No, I considered the incident(s) to be too minor to report.

		Officers: Margin of error +/-%					Other Ranks: Margin of error +/-%					Total: Margin of error +/-%				
		2012	2013	2014	2015	2016	2012	2013	2014	2015	2016	2012	2013	2014	2015	2016
Tri-Service	Not ticked	5.5	5.6	5.6	4.4	4.9	3.8
	Ticked	5.5	5.6	5.6	4.4	4.9	3.8
	<i>Unweighted count</i>															
Royal Navy	Not ticked	10.3	10.3	8.2	9.5	6.8	7.9
	Ticked	10.3	10.3	8.2	9.5	6.8	7.9
	<i>Unweighted count</i>															
Royal Marines	Not ticked	8.2	8.7	7.4	8.1
	Ticked	8.2	8.7	7.4	8.1
	<i>Unweighted count</i>															
Army	Not ticked	8.7	10.2	8.0	5.9	7.2	5.4
	Ticked	8.7	10.2	8.0	5.9	7.2	5.4
	<i>Unweighted count</i>															
RAF	Not ticked	9.7	7.7	6.6	8.8	5.7	6.8
	Ticked	9.7	7.7	6.6	8.8	5.7	6.8
	<i>Unweighted count</i>															

Key

- Margin of error less than 3%
- Margin of error 3% - 5%
- Margin of error 5% +

Margin of error is half the width of a 99% confidence interval. Darker colours indicate a greater degree of uncertainty in the estimate.

AFCAS 2016 Section 13 - Fairness at Work

Source: Defence Statistics (Surveys)

Table B13.29 If you believe you have been the subject of discrimination, harassment and/or bullying in a Service environment within the last 12 months, did you make a formal written complaint? No, the incident(s) was/were resolved informally.

		Officers: Margin of error +/-%					Other Ranks: Margin of error +/-%					Total: Margin of error +/-%				
		2012	2013	2014	2015	2016	2012	2013	2014	2015	2016	2012	2013	2014	2015	2016
Tri-Service	Not ticked	5.2	3.7	4.6	3.3	4.1	2.8
	Ticked	5.2	3.7	4.6	3.3	4.1	2.8
	<i>Unweighted count</i>															
Royal Navy	Not ticked	9.9	7.6	5.7	7.1	4.9	5.9
	Ticked	9.9	7.6	5.7	7.1	4.9	5.9
	<i>Unweighted count</i>															
Royal Marines	Not ticked	6.7	7.6	6.1	7.3
	Ticked	6.7	7.6	6.1	7.3
	<i>Unweighted count</i>															
Army	Not ticked	9.0	6.0	6.6	4.4	6.0	4.0
	Ticked	9.0	6.0	6.6	4.4	6.0	4.0
	<i>Unweighted count</i>															
RAF	Not ticked	6.9	5.9	6.3	6.1	5.3	4.7
	Ticked	6.9	5.9	6.3	6.1	5.3	4.7
	<i>Unweighted count</i>															

Key

- Margin of error less than 3%
- Margin of error 3% - 5%
- Margin of error 5% +

Margin of error is half the width of a 99% confidence interval. Darker colours indicate a greater degree of uncertainty in the estimate.

AFCAS 2016 Section 13 - Fairness at Work

Source: Defence Statistics (Surveys)

Table B13.30 If you believe you have been the subject of discrimination, harassment and/or bullying in a Service environment within the last 12 months, did you make a formal written complaint? No, the incident(s) was/were resolved through mediation.

		Officers: Margin of error +/-%					Other Ranks: Margin of error +/-%					Total: Margin of error +/-%				
		2012	2013	2014	2015	2016	2012	2013	2014	2015	2016	2012	2013	2014	2015	2016
Tri-Service	Not ticked	1.8	1.7	3.0	1.9	2.6	1.6
	Ticked	1.8	1.7	3.0	1.9	2.6	1.6
	<i>Unweighted count</i>															
Royal Navy	Not ticked	4.7	2.8	3.1	2.4	2.4	
	Ticked	4.7	2.8	3.1	2.4	2.4	
	<i>Unweighted count</i>															
Royal Marines	Not ticked	4.9	5.3	4.3	4.9	
	Ticked	4.9	5.3	4.3	4.9	
	<i>Unweighted count</i>															
Army	Not ticked	2.5	2.3	4.3	2.2	3.9	2.0
	Ticked	2.5	2.3	4.3	2.2	3.9	2.0
	<i>Unweighted count</i>															
RAF	Not ticked	2.8	3.7	2.2	5.9	1.8	4.5
	Ticked	2.8	3.7	2.2	5.9	1.8	4.5
	<i>Unweighted count</i>															

Key

- Margin of error less than 3%
- Margin of error 3% - 5%
- Margin of error 5% +

Margin of error is half the width of a 99% confidence interval. Darker colours indicate a greater degree of uncertainty in the estimate.

AFCAS 2016 Section 13 - Fairness at Work

Source: Defence Statistics (Surveys)

Table B13.31 If you believe you have been the subject of discrimination, harassment and/or bullying in a Service environment within the last 12 months, did you make a formal written complaint? No, I did not believe anything would be done if I did complain.

		Officers: Margin of error +/-%					Other Ranks: Margin of error +/-%					Total: Margin of error +/-%				
		2012	2013	2014	2015	2016	2012	2013	2014	2015	2016	2012	2013	2014	2015	2016
Tri-Service	Not ticked	7.7	7.6	6.9	5.7	6.0	5.0
	Ticked	7.7	7.6	6.9	5.7	6.0	5.0
	<i>Unweighted count</i>															
Royal Navy	Not ticked	13.3	12.7	10.9	10.7	9.0	8.9
	Ticked	13.3	12.7	10.9	10.7	9.0	8.9
	<i>Unweighted count</i>															
Royal Marines	Not ticked	9.3	10.0	8.8	9.7
	Ticked	9.3	10.0	8.8	9.7
	<i>Unweighted count</i>															
Army	Not ticked	12.7	13.0	9.7	7.8	8.8	7.1
	Ticked	12.7	13.0	9.7	7.8	8.8	7.1
	<i>Unweighted count</i>															
RAF	Not ticked	12.5	12.1	9.0	10.5	7.7	8.3
	Ticked	12.5	12.1	9.0	10.5	7.7	8.3
	<i>Unweighted count</i>															

Key

	Margin of error less than 3%
	Margin of error 3% - 5%
	Margin of error 5% +

Margin of error is half the width of a 99% confidence interval. Darker colours indicate a greater degree of uncertainty in the estimate.

AFCAS 2016 Section 13 - Fairness at Work

Source: Defence Statistics (Surveys)

Table B13.32 If you believe you have been the subject of discrimination, harassment and/or bullying in a Service environment within the last 12 months, did you make a formal written complaint? No, I did not want to go through the complaints procedure.

		Officers: Margin of error +/-%					Other Ranks: Margin of error +/-%					Total: Margin of error +/-%				
		2012	2013	2014	2015	2016	2012	2013	2014	2015	2016	2012	2013	2014	2015	2016
Tri-Service	Not ticked	7.5	6.7	5.5	4.8	4.8	4.2
	Ticked	7.5	6.7	5.5	4.8	4.8	4.2
	<i>Unweighted count</i>															
Royal Navy	Not ticked	12.5	10.9	6.9	8.1	6.2	6.8
	Ticked	12.5	10.9	6.9	8.1	6.2	6.8
	<i>Unweighted count</i>															
Royal Marines	Not ticked	8.7	8.5	8.1	8.0
	Ticked	8.7	8.5	8.1	8.0
	<i>Unweighted count</i>															
Army	Not ticked	13.2	11.9	7.8	6.5	7.2	6.0
	Ticked	13.2	11.9	7.8	6.5	7.2	6.0
	<i>Unweighted count</i>															
RAF	Not ticked	9.3	10.4	6.7	9.5	5.7	7.5
	Ticked	9.3	10.4	6.7	9.5	5.7	7.5
	<i>Unweighted count</i>															

Key

- Margin of error less than 3%
- Margin of error 3% - 5%
- Margin of error 5% +

Margin of error is half the width of a 99% confidence interval. Darker colours indicate a greater degree of uncertainty in the estimate.

AFCAS 2016 Section 13 - Fairness at Work

Source: Defence Statistics (Surveys)

Table B13.33 If you believe you have been the subject of discrimination, harassment and/or bullying in a Service environment within the last 12 months, did you make a formal written complaint? No, I believed it might adversely affect my career.

		Officers: Margin of error +/-%					Other Ranks: Margin of error +/-%					Total: Margin of error +/-%				
		2012	2013	2014	2015	2016	2012	2013	2014	2015	2016	2012	2013	2014	2015	2016
Tri-Service	Not ticked	8.1	7.5	6.4	5.5	5.6	4.8
	Ticked	8.1	7.5	6.4	5.5	5.6	4.8
	<i>Unweighted count</i>															
Royal Navy	Not ticked	13.6	12.4	10.4	10.4	8.6	8.6
	Ticked	13.6	12.4	10.4	10.4	8.6	8.6
	<i>Unweighted count</i>															
Royal Marines	Not ticked	10.2	10.6	9.5	10.1
	Ticked	10.2	10.6	9.5	10.1
	<i>Unweighted count</i>															
Army	Not ticked	13.9	13.2	8.9	7.6	8.2	6.9
	Ticked	13.9	13.2	8.9	7.6	8.2	6.9
	<i>Unweighted count</i>															
RAF	Not ticked	12.2	11.8	9.0	10.3	7.6	8.2
	Ticked	12.2	11.8	9.0	10.3	7.6	8.2
	<i>Unweighted count</i>															

Key

	Margin of error less than 3%
	Margin of error 3% - 5%
	Margin of error 5% +

Margin of error is half the width of a 99% confidence interval. Darker colours indicate a greater degree of uncertainty in the estimate.

AFCAS 2016 Section 13 - Fairness at Work

Source: Defence Statistics (Surveys)

Table B13.34 If you believe you have been the subject of discrimination, harassment and/or bullying in a Service environment within the last 12 months, did you make a formal written complaint? No, I believed it might adversely affect another work colleague or the working environment.

		Officers: Margin of error +/-%					Other Ranks: Margin of error +/-%					Total: Margin of error +/-%				
		2012	2013	2014	2015	2016	2012	2013	2014	2015	2016	2012	2013	2014	2015	2016
Tri-Service	Not ticked	6.3	5.7	4.8	4.5	4.3	3.9
	Ticked	6.3	5.7	4.8	4.5	4.3	3.9
	<i>Unweighted count</i>															
Royal Navy	Not ticked	9.8	9.7	8.2	9.0	6.7	7.4
	Ticked	9.8	9.7	8.2	9.0	6.7	7.4
	<i>Unweighted count</i>															
Royal Marines	Not ticked	8.1	8.7	7.2	8.1
	Ticked	8.1	8.7	7.2	8.1
	<i>Unweighted count</i>															
Army	Not ticked	11.1	10.7	6.7	6.0	6.2	5.5
	Ticked	11.1	10.7	6.7	6.0	6.2	5.5
	<i>Unweighted count</i>															
RAF	Not ticked	9.1	7.3	7.1	9.5	6.0	7.3
	Ticked	9.1	7.3	7.1	9.5	6.0	7.3
	<i>Unweighted count</i>															

Key

	Margin of error less than 3%
	Margin of error 3% - 5%
	Margin of error 5% +

Margin of error is half the width of a 99% confidence interval. Darker colours indicate a greater degree of uncertainty in the estimate.

AFCAS 2016 Section 13 - Fairness at Work

Source: Defence Statistics (Surveys)

Table B13.35 If you believe you have been the subject of discrimination, harassment and/or bullying in a Service environment within the last 12 months, did you make a formal written complaint? No, I was worried that there would be recriminations from the perpetrators.

		Officers: Margin of error +/-%					Other Ranks: Margin of error +/-%					Total: Margin of error +/-%				
		2012	2013	2014	2015	2016	2012	2013	2014	2015	2016	2012	2013	2014	2015	2016
Tri-Service	Not ticked	7.1	5.8	5.6	4.4	4.9	3.8
	Ticked	7.1	5.8	5.6	4.4	4.9	3.8
	<i>Unweighted count</i>															
Royal Navy	Not ticked	11.6	9.1	9.3	8.9	7.7	7.3
	Ticked	11.6	9.1	9.3	8.9	7.7	7.3
	<i>Unweighted count</i>															
Royal Marines	Not ticked	8.2	9.4	7.3	8.8
	Ticked	8.2	9.4	7.3	8.8
	<i>Unweighted count</i>															
Army	Not ticked	12.0	10.0	7.9	5.7	7.2	5.2
	Ticked	12.0	10.0	7.9	5.7	7.2	5.2
	<i>Unweighted count</i>															
RAF	Not ticked	11.4	9.3	7.0	9.5	6.1	7.4
	Ticked	11.4	9.3	7.0	9.5	6.1	7.4
	<i>Unweighted count</i>															

Key

- Margin of error less than 3%
- Margin of error 3% - 5%
- Margin of error 5% +

Margin of error is half the width of a 99% confidence interval. Darker colours indicate a greater degree of uncertainty in the estimate.

AFCAS 2016 Section 13 - Fairness at Work

Source: Defence Statistics (Surveys)

Table B13.36 If you believe you have been the subject of discrimination, harassment and/or bullying in a Service environment within the last 12 months, did you make a formal written complaint? No, I was discouraged from doing so.

		Officers: Margin of error +/-%					Other Ranks: Margin of error +/-%					Total: Margin of error +/-%				
		2012	2013	2014	2015	2016	2012	2013	2014	2015	2016	2012	2013	2014	2015	2016
Tri-Service	Not ticked	4.1	3.9	4.2	3.7	3.7	3.2
	Ticked	4.1	3.9	4.2	3.7	3.7	3.2
	<i>Unweighted count</i>															
Royal Navy	Not ticked	7.7	7.3	4.9	6.6	4.2	5.4
	Ticked	7.7	7.3	4.9	6.6	4.2	5.4
	<i>Unweighted count</i>															
Royal Marines	Not ticked	6.2	7.7	5.6	7.3
	Ticked	6.2	7.7	5.6	7.3
	<i>Unweighted count</i>															
Army	Not ticked	7.0	5.8	5.9	5.2	5.4	4.7
	Ticked	7.0	5.8	5.9	5.2	5.4	4.7
	<i>Unweighted count</i>															
RAF	Not ticked	5.8	7.0	6.3	6.3	5.2	5.0
	Ticked	5.8	7.0	6.3	6.3	5.2	5.0
	<i>Unweighted count</i>															

Key

	Margin of error less than 3%
	Margin of error 3% - 5%
	Margin of error 5% +

Margin of error is half the width of a 99% confidence interval. Darker colours indicate a greater degree of uncertainty in the estimate.

AFCAS 2016 Section 13 - Fairness at Work

Source: Defence Statistics (Surveys)

Table B13.37 If you believe you have been the subject of discrimination, harassment and/or bullying in a Service environment within the last 12 months, did you make a formal written complaint? No, other reason(s).

		Officers: Margin of error +/-%					Other Ranks: Margin of error +/-%					Total: Margin of error +/-%				
		2012	2013	2014	2015	2016	2012	2013	2014	2015	2016	2012	2013	2014	2015	2016
Tri-Service	Not ticked	5.9	6.2	4.4	3.3	3.9	3.0
	Ticked	5.9	6.2	4.4	3.3	3.9	3.0
	<i>Unweighted count</i>															
Royal Navy	Not ticked	8.7	11.3	7.3	7.1	6.0	6.1
	Ticked	8.7	11.3	7.3	7.1	6.0	6.1
	<i>Unweighted count</i>															
Royal Marines	Not ticked	6.5	7.7	6.3	7.4
	Ticked	6.5	7.7	6.3	7.4
	<i>Unweighted count</i>															
Army	Not ticked	10.2	10.9	6.2	4.4	5.7	4.2
	Ticked	10.2	10.9	6.2	4.4	5.7	4.2
	<i>Unweighted count</i>															
RAF	Not ticked	9.1	9.2	5.7	6.6	5.0	5.4
	Ticked	9.1	9.2	5.7	6.6	5.0	5.4
	<i>Unweighted count</i>															

Key

	Margin of error less than 3%
	Margin of error 3% - 5%
	Margin of error 5% +

Margin of error is half the width of a 99% confidence interval. Darker colours indicate a greater degree of uncertainty in the estimate.

AFCAS 2016 Section 13 - Fairness at Work

Source: Defence Statistics (Surveys)

Table B13.38 If you did make a formal written complaint, how satisfied were/are you with the following aspects of your complaint? The objectivity and fairness with which my complaint was handled/is being handled.

		Officers: Margin of error +/-%					Other Ranks: Margin of error +/-%					Total: Margin of error +/-%				
		2012	2013	2014	2015	2016	2012	2013	2014	2015	2016	2012	2013	2014	2015	2016
Tri-Service	Satisfied	22.3	29.0	13.4	18.3	21.7	19.1	25.8	12.1	16.8	19.6
	Neutral	18.9	8.7	18.8	19.3	16.0	16.5	8.7	16.8	17.4	14.5
	Dissatisfied	27.6	29.1	21.1	23.3	21.3	23.8	25.7	18.9	21.1	19.1
	<i>Unweighted count</i>															
Royal Navy	Satisfied
	Neutral
	Dissatisfied
	<i>Unweighted count</i>															
Royal Marines	Satisfied
	Neutral
	Dissatisfied
	<i>Unweighted count</i>															
Army	Satisfied	17.4	16.5	21.7	24.6
	Neutral	24.7	23.5	23.1	18.8
	Dissatisfied	27.7	26.3	27.7	24.1
	<i>Unweighted count</i>															
RAF	Satisfied	22.9
	Neutral	17.3
	Dissatisfied	25.1
	<i>Unweighted count</i>															

Key

- Margin of error less than 3%
- Margin of error 3% - 5%
- Margin of error 5% +

Margin of error is half the width of a 99% confidence interval. Darker colours indicate a greater degree of uncertainty in the estimate.

AFCAS 2016 Section 13 - Fairness at Work

Source: Defence Statistics (Surveys)

Table B13.39 If you did make a formal written complaint, how satisfied were/are you with the following aspects of your complaint? The amount of time taken/it is taking to resolve my complaint.

		Officers: Margin of error +/-%					Other Ranks: Margin of error +/-%					Total: Margin of error +/-%				
		2012	2013	2014	2015	2016	2012	2013	2014	2015	2016	2012	2013	2014	2015	2016
Tri-Service	Satisfied	26.9	28.3	11.0	18.9	16.3	23.0	25.2	10.1	17.2	15.0
	Neutral	9.1	7.9	19.5	17.0	19.2	8.2	6.9	17.4	15.5	17.1
	Dissatisfied	27.1	28.8	20.3	22.7	22.0	23.3	25.6	18.3	20.6	19.8
	<i>Unweighted count</i>															
Royal Navy	Satisfied
	Neutral
	Dissatisfied
	<i>Unweighted count</i>															
Royal Marines	Satisfied
	Neutral
	Dissatisfied
	<i>Unweighted count</i>															
Army	Satisfied	14.0	13.3	22.7	..
	Neutral	26.1	24.8	19.8	..
	Dissatisfied	27.2	25.9	26.9	..
	<i>Unweighted count</i>															
RAF	Satisfied	15.4
	Neutral	22.2
	Dissatisfied	25.1
	<i>Unweighted count</i>															

Key

- Margin of error less than 3%
- Margin of error 3% - 5%
- Margin of error 5% +

Margin of error is half the width of a 99% confidence interval. Darker colours indicate a greater degree of uncertainty in the estimate.

AFCAS 2016 Section 13 - Fairness at Work

Source: Defence Statistics (Surveys)

Table B13.40 If you did make a formal written complaint, how satisfied were/are you with the following aspects of your complaint? How well I was/am being kept informed about the progress of my complaint.

		Officers: Margin of error +/-%					Other Ranks: Margin of error +/-%					Total: Margin of error +/-%				
		2012	2013	2014	2015	2016	2012	2013	2014	2015	2016	2012	2013	2014	2015	2016
Tri-Service	Satisfied	27.8	28.5	14.3	22.7	20.1	23.8	25.3	13.1	20.5	18.0
	Neutral	18.3	15.3	20.4	18.3	18.2	16.0	13.5	18.1	16.8	16.6
	Dissatisfied	22.4	32.0	21.9	24.4	22.3	19.5	28.3	19.6	22.1	20.2
	<i>Unweighted count</i>															
Royal Navy	Satisfied
	Neutral
	Dissatisfied
	<i>Unweighted count</i>															
Royal Marines	Satisfied
	Neutral
	Dissatisfied
	<i>Unweighted count</i>															
Army	Satisfied	16.4	26.9	21.9
	Neutral	25.2	22.4	20.8
	Dissatisfied	27.1	29.1	25.2
	<i>Unweighted count</i>															
RAF	Satisfied	24.1
	Neutral	20.8
	Dissatisfied	25.3
	<i>Unweighted count</i>															

Key

- Margin of error less than 3%
- Margin of error 3% - 5%
- Margin of error 5% +

Margin of error is half the width of a 99% confidence interval. Darker colours indicate a greater degree of uncertainty in the estimate.

AFCAS 2016 Section 13 - Fairness at Work

Source: Defence Statistics (Surveys)

Table B13.41 If you did make a formal written complaint, how satisfied were/are you with the following aspects of your complaint? The support provided by my Assisting Officer.

		Officers: Margin of error +/-%					Other Ranks: Margin of error +/-%					Total: Margin of error +/-%				
		2012	2013	2014	2015	2016	2012	2013	2014	2015	2016	2012	2013	2014	2015	2016
Tri-Service	Satisfied	26.2	38.2	19.7	21.5	20.8	24.2	35.0	18.2	20.6	19.8
	Neutral	13.1	8.3	19.7	18.1	21.7	12.8	8.6	18.1	17.1	20.1
	Dissatisfied	24.5	38.3	22.1	24.2	23.2	22.3	35.1	20.4	23.1	21.6
	<i>Unweighted count</i>															
Royal Navy	Satisfied
	Neutral
	Dissatisfied
	<i>Unweighted count</i>															
Royal Marines	Satisfied
	Neutral
	Dissatisfied
	<i>Unweighted count</i>															
Army	Satisfied
	Neutral
	Dissatisfied
	<i>Unweighted count</i>															
RAF	Satisfied
	Neutral
	Dissatisfied
	<i>Unweighted count</i>															

Key

- Margin of error less than 3%
- Margin of error 3% - 5%
- Margin of error 5% +

Margin of error is half the width of a 99% confidence interval. Darker colours indicate a greater degree of uncertainty in the estimate.

AFCAS 2016 Section 13 - Fairness at Work

Source: Defence Statistics (Surveys)

Table B13.42 If you did make a formal written complaint, how satisfied were/are you with the following aspects of your complaint? The outcome of my complaint.

		Officers: Margin of error +/-%					Other Ranks: Margin of error +/-%					Total: Margin of error +/-%				
		2012	2013	2014	2015	2016	2012	2013	2014	2015	2016	2012	2013	2014	2015	2016
Tri-Service	Satisfied	29.3	38.7	15.8	24.0	17.5	26.4	35.3	14.5	21.9	16.7
	Neutral	24.2	8.9	13.5	14.0	21.6	22.1	8.1	12.6	12.8	19.8
	Dissatisfied	30.7	39.2	17.1	25.6	24.0	27.8	35.7	15.8	23.3	22.2
	<i>Unweighted count</i>															
Royal Navy	Satisfied
	Neutral
	Dissatisfied
	<i>Unweighted count</i>															
Royal Marines	Satisfied
	Neutral
	Dissatisfied
	<i>Unweighted count</i>															
Army	Satisfied
	Neutral
	Dissatisfied
	<i>Unweighted count</i>															
RAF	Satisfied
	Neutral
	Dissatisfied
	<i>Unweighted count</i>															

Key

- Margin of error less than 3%
- Margin of error 3% - 5%
- Margin of error 5% +

Margin of error is half the width of a 99% confidence interval. Darker colours indicate a greater degree of uncertainty in the estimate.




AFCAS 2016 Section 13 - Fairness at Work

Source: Defence Statistics (Surveys)

Table B13.43 Do you know how the Service Complaints Commissioner can help you with a discrimination, harassment and/or bullying complaint?

		Officers: Margin of error +/-%					Other Ranks: Margin of error +/-%					Total: Margin of error +/-%				
		2012	2013	2014	2015	2016	2012	2013	2014	2015	2016	2012	2013	2014	2015	2016
Tri-Service	Yes, fully	2.1	2.3	2.2	2.3	2.3	1.7	1.9	1.5	1.8	1.5	1.5	1.6	1.3	1.5	1.3
	To some extent	2.2	2.3	2.2	2.3	2.2	2.1	2.3	1.8	2.1	1.8	1.8	2.0	1.6	1.8	1.5
	No, not at all	1.1	1.3	1.2	1.2	1.0	1.5	1.7	1.4	1.7	1.3	1.3	1.4	1.2	1.4	1.1
	Haven't heard of the Serv	1.0	1.0	0.9	1.0	1.0	1.4	1.6	1.3	1.7	1.3	1.1	1.3	1.1	1.4	1.1
	<i>Unweighted count</i>															
Royal Navy	Yes, fully	3.3	3.6	3.6	4.0	3.9	2.2	2.0	2.1	2.5	2.7	1.8	1.8	1.8	2.1	2.3
	To some extent	3.5	3.8	3.7	4.0	3.9	2.7	2.6	2.5	3.3	3.2	2.2	2.2	2.1	2.7	2.6
	No, not at all	2.0	2.2	2.0	2.4	1.7	1.9	1.9	1.8	2.6	2.3	1.6	1.5	1.4	2.1	1.8
	Haven't heard of the Serv	1.8	1.7	1.7	1.6	1.5	1.9	1.7	1.8	2.5	2.4	1.5	1.4	1.4	2.0	1.9
	<i>Unweighted count</i>															
Royal Marines	Yes, fully	5.1	5.2	4.3	5.5	5.8	1.7	1.6	1.4	1.7	1.7	1.6	1.5	1.3	1.7	1.7
	To some extent	5.3	5.4	4.4	5.6	5.8	2.3	2.2	1.8	2.2	2.0	2.2	2.1	1.7	2.0	1.9
	No, not at all	3.4	3.6	2.7	3.5	3.0	1.9	1.8	1.5	1.7	1.5	1.8	1.7	1.3	1.6	1.4
	Haven't heard of the Serv	2.8	1.5	1.8	1.7	1.7	1.7	1.5	1.2	1.6	1.3	1.5	1.3	1.1	1.5	1.2
	<i>Unweighted count</i>															
Army	Yes, fully	3.7	4.0	3.7	4.0	3.6	2.8	3.0	2.3	2.8	2.2	2.5	2.7	2.0	2.5	2.0
	To some extent	3.7	3.9	3.7	3.8	3.5	3.3	3.7	2.8	3.3	2.6	2.9	3.2	2.4	2.9	2.3
	No, not at all	1.7	2.0	1.8	1.9	1.4	2.4	2.6	2.1	2.7	2.0	2.1	2.3	1.8	2.3	1.7
	Haven't heard of the Serv	1.5	1.5	1.1	1.5	1.3	2.1	2.5	1.9	2.6	1.9	1.8	2.1	1.6	2.2	1.6
	<i>Unweighted count</i>															
RAF	Yes, fully	3.2	3.3	3.3	3.6	4.0	1.8	2.0	2.0	2.3	2.3	1.6	1.7	1.7	1.9	2.0
	To some extent	3.7	3.6	3.9	3.9	4.2	2.6	2.8	3.0	3.0	3.1	2.2	2.4	2.5	2.5	2.6
	No, not at all	2.4	2.4	2.7	2.4	2.5	1.9	2.1	2.2	2.3	2.3	1.6	1.7	1.8	1.9	1.9
	Haven't heard of the Serv	2.2	2.1	2.3	2.0	2.4	2.0	2.0	2.3	2.3	2.5	1.7	1.6	1.9	1.8	2.0
	<i>Unweighted count</i>															

Key

	Margin of error less than 3%
	Margin of error 3% - 5%
	Margin of error 5% +

Margin of error is half the width of a 99% confidence interval. Darker colours indicate a greater degree of uncertainty in the estimate.

AFCAS 2016 Section 14 - Your Work-Life Balance

Source: Defence Statistics (Surveys)

Table B14.1 In the past 12 months approximately how much time have you spent away from your family (e.g. spouse/partner or children) for Service reasons?

		Officers					Other Ranks					Total					Percentages
		2012	2013	2014	2015	2016	2012	2013	2014	2015	2016	2012	2013	2014	2015	2016	
Tri-Service	Not been away	8	7 **	6 **	8	9	10	10	10	10	11	10	9	9 **	10	10	
	Up to 1 month	24	24	23	22 **	25	14	14	14	14	14	16	16	16	15	16	
	Between 1-3 months	29 **	30 **	29 **	32	33	26 **	24 **	25 **	28	30	27 **	25 **	26 **	28	30	
	Between 4-6 months	18	18	19	20	19	24	25	24	26	26	23	23	23	25	25	
	Between 7-9 months	16 **	17 **	17 **	13 **	9	19 **	21 **	20 **	17 **	14	19 **	20 **	20 **	17 **	13	
	Between 10-12 months	6 **	5 **	6 **	5	4	6	6	7 **	5	5	6 **	6	7 **	5	5	
<i>Unweighted count</i>		3 191					8 354					11 545					
Royal Navy	Not been away	10	9	7 **	9	10	10 **	12 **	10 **	13	15	10 **	11 **	9 **	12	14	
	Up to 1 month	23	24	21	21	25	10	11	11	11	12	13 **	14	14	13	15	
	Between 1-3 months	17 **	21	23	22	25	15 **	17 **	15 **	18	21	16 **	18 **	17 **	19 **	22	
	Between 4-6 months	18	18	18	21	20	26	25	23	26	23	24	24	22	25	22	
	Between 7-9 months	22 **	22 **	22 **	21 **	15	29 **	27 **	31 **	27 **	22	27 **	26 **	29 **	25 **	20	
	Between 10-12 months	10 **	6	9 **	6	5	10 **	7	9	7	7	10 **	7	9 **	6	6	
<i>Unweighted count</i>		916					1 618					2 534					
Royal Marines	Not been away	5	4	6	9	8	6 **	9	7	7	8	6 **	8	7	7	8	
	Up to 1 month	15	16	15	15	18	10	12 **	10	10	10	10	13 **	10	11	11	
	Between 1-3 months	22 **	33	30	26	31	19 **	25	23 **	24 **	27	19 **	26	24 **	24 **	28	
	Between 4-6 months	27	29	24	30	28	26 **	32	31	35	33	26 **	31	30	35	33	
	Between 7-9 months	25 **	13	21 **	17	12	33 **	17	24 **	20 **	18	32 **	17	23 **	20 **	17	
	Between 10-12 months	6	5	4	3	3	6 **	5 **	5 **	3	3	6 **	5 **	5 **	3	3	
<i>Unweighted count</i>		289					2 472					2 761					
Army	Not been away	7	5	6	7	7	8	8	8	8	8	8	8	8	8	8	
	Up to 1 month	22	24	23	19 **	24	14	13	13	13	13	15	15	15	14	14	
	Between 1-3 months	33	32 **	29 **	37	37	30	25 **	26 **	31	33	31	26 **	27 **	32	34	
	Between 4-6 months	17	17	18	19	20	23	24	24	26	27	22 **	23	23	25	26	
	Between 7-9 months	16 **	18 **	17 **	13 **	8	19 **	23 **	21 **	17	14	18 **	22 **	20 **	16 **	13	
	Between 10-12 months	5	5	6 **	5	4	6	6	7	6	6	6	6	7 **	6	5	
<i>Unweighted count</i>		1 144					2 513					3 657					
RAF	Not been away	8	8	5 **	9	11	18	14	14	16	17	16	13 **	12 **	14	16	
	Up to 1 month	28	26	26	29	29	20	19	20	18 **	22	22	21	21	20 **	23	
	Between 1-3 months	31	32	33	31	34	24	26	27	26	27	26	28	29	27	28	
	Between 4-6 months	18	17	20	19	17	24	25	24	26	24	23	23	23	24	23	
	Between 7-9 months	11 **	12 **	12 **	8	7	11 **	11 **	11 **	12 **	8	11 **	11 **	12 **	11 **	7	
	Between 10-12 months	3	5 **	4	4	2	3	4	4	3	3	3	4 **	4	3	3	
<i>Unweighted count</i>		842					1 751					2 593					

** denotes the estimate is significantly different to the 2016 estimate (99% confidence level).

(1) new question in 2012. (2) n/a option excluded from the analysis.

AFCAS 2016 Section 14 - Your Work-Life Balance

Source: Defence Statistics (Surveys)

Table B14.2 In the past 12 months, how satisfied were you with the following? The ability to plan my own life - short term e.g. work/weekend leave.

		Officers					Other Ranks					Total						
		2012	2013	2014	2015	2016	2012	2013	2014	2015	2016	2012	2013	2014	2015	2016		
Tri-Service	Satisfied	63 **	62 **	62 **	64	66	44	41 **	39 **	45	46	47 **	45 **	43 **	48	49		
	Neutral	14 **	15 **	14	12	12	19	17	18	16	17	18 **	17	18	16	16		
	Dissatisfied	22	23	24	24	21	37	41 **	42 **	38	37	34	38 **	39 **	36	34		
	<i>Unweighted count</i>						3 327						8 830					
Royal Navy	Satisfied	67	61 **	61 **	61 **	71	42 **	40 **	35 **	45	48	47 **	45 **	41 **	48 **	54		
	Neutral	13	13	14	13	10	16	17	15	12	15	15	16	15	12	14		
	Dissatisfied	20	25 **	25 **	26 **	18	43 **	43 **	50 **	43 **	37	38 **	39 **	44 **	39 **	33		
	<i>Unweighted count</i>						948						1 694					
Royal Marines	Satisfied	63	61	65	64	68	32 **	32 **	33 **	37	38	35 **	35 **	36 **	40	41		
	Neutral	18	16	15	14	16	20	23	21	20	22	20	22	21	19 **	22		
	Dissatisfied	19	23 **	20	21	16	48 **	45 **	46 **	43 **	39	45 **	43 **	43 **	40 **	37		
	<i>Unweighted count</i>						296						2 604					
Army	Satisfied	58	58 **	61	62	63	38	36	34 **	41	40	41	39 **	38 **	44	43		
	Neutral	16	16	13	12	13	21	18	20	18	18	21	17	19	17	18		
	Dissatisfied	26	26	25	25	24	41	46	45	41	42	39	43 **	42 **	39	39		
	<i>Unweighted count</i>						1 194						2 672					
RAF	Satisfied	70	69	65	69	69	64	59	59	60	62	65	62	60	62	64		
	Neutral	12	13	13	12	11	16	15	14	14	14	15	15	14	14	13		
	Dissatisfied	18	17	22	19	21	20 **	25	27	26	23	20 **	24	25	24	23		
	<i>Unweighted count</i>						889						1 860					

** denotes the estimate is significantly different to the 2016 estimate (99% confidence level).

minor wording change in 2011 and 2015

AFCAS 2016 Section 14 - Your Work-Life Balance

Source: Defence Statistics (Surveys)

Table B14.3 In the past 12 months, how satisfied were you with the following? The ability to plan my own life - long term e.g. holidays/career training.

		Officers					Other Ranks					Total						
		2012	2013	2014	2015	2016	2012	2013	2014	2015	2016	2012	2013	2014	2015	2016		
Tri-Service	Satisfied	39 **	38 **	38 **	49	51	28 **	27 **	26 **	33	34	30 **	29 **	28 **	36	37		
	Neutral	19 **	19 **	18 **	16	14	21 **	18	18	17	19	21 **	18	18	17	18		
	Dissatisfied	42 **	42 **	44 **	35	35	51 **	55 **	56 **	49	48	49 **	52 **	54 **	47	45		
	<i>Unweighted count</i>						3 324						8 819					
Royal Navy	Satisfied	39 **	38 **	37 **	45 **	55	22 **	24 **	20 **	33	34	25 **	27 **	24 **	36 **	39		
	Neutral	18 **	18 **	16 **	16 **	11	17	18 **	14	13	15	18 **	18 **	15	14	14		
	Dissatisfied	43 **	44 **	47 **	39	34	61 **	58 **	65 **	54	51	57 **	55 **	61 **	50	47		
	<i>Unweighted count</i>						945						1 694					
Royal Marines	Satisfied	35 **	34 **	38 **	52	50	20 **	21 **	21 **	28	28	22 **	22 **	22 **	31	30		
	Neutral	21	21	21	14	19	21	22	21	19 **	22	21	22	21	18 **	21		
	Dissatisfied	44 **	45 **	42 **	35	31	59 **	57 **	59 **	53	50	57 **	56 **	57 **	51	48		
	<i>Unweighted count</i>						296						2 600					
Army	Satisfied	36 **	36 **	36 **	48	47	25	23 **	23 **	29	28	26 **	25 **	25 **	32	31		
	Neutral	18	19 **	18	14	15	22	17	18	19	20	21	17	18	18	19		
	Dissatisfied	47 **	45 **	46 **	37	38	53	60 **	59 **	52	52	52	58 **	57 **	50	50		
	<i>Unweighted count</i>						1 194						2 666					
RAF	Satisfied	45 **	44 **	41 **	53	55	42 **	43 **	41 **	48	49	43 **	43 **	41 **	49	51		
	Neutral	20 **	20 **	19 **	19 **	14	22	20	19	16	19	22 **	20	19	17	18		
	Dissatisfied	35	35	39 **	28	31	35	37 **	40 **	36	32	35 **	36 **	40 **	34	31		
	<i>Unweighted count</i>						889						1 859					

** denotes the estimate is significantly different to the 2016 estimate (99% confidence level).

minor wording change in 2011 and 2015

AFCAS 2016 Section 14 - Your Work-Life Balance

Source: Defence Statistics (Surveys)

Table B14.4 In the past 12 months, how satisfied were you with the following? The opportunities available to me for flexible working (e.g. variable start/stop times, leaving early on a Friday).

		Officers					Other Ranks					Total				
		2012	2013	2014	2015	2016	2012	2013	2014	2015	2016	2012	2013	2014	2015	2016
Tri-Service	Satisfied	47	36	38
	Neutral	27	29	29
	Dissatisfied	26	35	33
	<i>Unweighted count</i>					3 321					8 808					12 129
Royal Navy	Satisfied	55	39	43
	Neutral	22	25	24
	Dissatisfied	23	36	33
	<i>Unweighted count</i>					945					1 693					2 638
Royal Marines	Satisfied	50	36	37
	Neutral	23	29	28
	Dissatisfied	27	35	34
	<i>Unweighted count</i>					296					2 595					2 891
Army	Satisfied	43	35	36
	Neutral	30	30	30
	Dissatisfied	27	36	34
	<i>Unweighted count</i>					1 192					2 664					3 856
RAF	Satisfied	48	38	41
	Neutral	27	30	29
	Dissatisfied	25	31	30
	<i>Unweighted count</i>					888					1 856					2 744

** denotes the estimate is significantly different to the 2016 estimate (99% confidence level).

due to a substantial wording change in 2016, question no longer comparable to previous years and hence significance tests have not been carried out

AFCAS 2016 Section 14 - Your Work-Life Balance

Source: Defence Statistics (Surveys)

Table B14.5 In the past 12 months, how satisfied were you with the following? The amount of time away from my usual place of duty.

		Officers					Other Ranks					Total					Percentages	
		2012	2013	2014	2015	2016	2012	2013	2014	2015	2016	2012	2013	2014	2015	2016		
Tri-Service	Satisfied	53	50	52	49	51	43 **	42 **	42 **	38	38	44 **	44 **	43 **	40	40		
	Neutral	34	37	35	37	35	36 **	39 **	38 **	41	43	36 **	39 **	38 **	40	42		
	Dissatisfied	13	13	14	14	14	21	19	20	21	19	20	18	19	20	18		
	<i>Unweighted count</i>						3 237						8 469					
Royal Navy	Satisfied	56	53	53	50 **	57	33 **	37	32 **	34 **	39	38 **	41	37 **	38 **	44		
	Neutral	32	35	30	36 **	30	35 **	35 **	34 **	41	40	34	35	33 **	40	38		
	Dissatisfied	12	12	17	14	13	32 **	28 **	34 **	24 **	20	27 **	24 **	30 **	22 **	18		
	<i>Unweighted count</i>						908						1 585					
Royal Marines	Satisfied	54	56	62	53	56	36	40 **	39 **	33	36	38	42 **	42 **	35 **	38		
	Neutral	36	34	29	33	35	42	42 **	40 **	45	45	42	41 **	39 **	44	44		
	Dissatisfied	11	10	10	14	10	21	18	20	22 **	20	20	17	19	21 **	19		
	<i>Unweighted count</i>						292						2 539					
Army	Satisfied	49	48	50	44	47	43 **	43 **	43 **	38	37	44 **	44 **	44 **	39	38		
	Neutral	36	39	37	40	38	36 **	39 **	39 **	41	44	36 **	39 **	39 **	40	43		
	Dissatisfied	15	14	14	16	15	20	18	18	22	19	20	17	18	21	18		
	<i>Unweighted count</i>						1 173						2 597					
RAF	Satisfied	58	51	53	55	53	49 **	44	46	43	42	51 **	45	48	46	44		
	Neutral	32	37	34	34	33	36 **	41	39	41	41	35 **	40	38	39	39		
	Dissatisfied	10 **	11	12	11	14	16	16	16	16	17	14	15	15	15	16		
	<i>Unweighted count</i>						864						1 748					

** denotes the estimate is significantly different to the 2016 estimate (99% confidence level).

(1) new question in 2012. (2) minor wording and format change in 2015. (3) n/a option added in 2015. (4) n/a option excluded from the analysis.

AFCAS 2016 Section 14 - Your Work-Life Balance

Source: Defence Statistics (Surveys)

Table B14.6 In the past 12 months, how satisfied were you with the following? The amount of time away from my family and friends.

		Officers					Other Ranks					Total				
		2012	2013	2014	2015	2016	2012	2013	2014	2015	2016	2012	2013	2014	2015	2016
Tri-Service	Satisfied	33	35	26	28	27	29
	Neutral	29	30	32	33	31	32
	Dissatisfied	38 **	35	42	40	41 **	39
	<i>Unweighted count</i>					3 241					8 557					11 798
Royal Navy	Satisfied	31 **	39	23 **	28	25 **	30
	Neutral	28	25	26	28	27	27
	Dissatisfied	41 **	35	50 **	45	48 **	42
	<i>Unweighted count</i>					920					1 638					2 558
Royal Marines	Satisfied	35	32	23	25	24	26
	Neutral	27	28	34	36	34	35
	Dissatisfied	37	40	43 **	39	42 **	39
	<i>Unweighted count</i>					293					2 557					2 850
Army	Satisfied	30	33	25	26	26	27
	Neutral	30	31	32	33	32	33
	Dissatisfied	40	36	43	41	42	40
	<i>Unweighted count</i>					1 162					2 599					3 761
RAF	Satisfied	39	37	31	32	32	33
	Neutral	28	31	35	34	33	33
	Dissatisfied	34	32	35	34	34	34
	<i>Unweighted count</i>					866					1 763					2 629

** denotes the estimate is significantly different to the 2016 estimate (99% confidence level).

(1) new question in 2015. (2) n/a option excluded from the analysis.

AFCAS 2016 Section 14 - Your Work-Life Balance

Source: Defence Statistics (Surveys)

Table B14.7 In the past 12 months, how satisfied were you with the following? The effect of Service life on my children's education.

		Officers					Other Ranks					Total				
		2012	2013	2014	2015 r	2016	2012	2013	2014	2015 r	2016	2012	2013	2014	2015 r	2016
Tri-Service	Satisfied	21 **	21 **	20 **	32	32	19 **	16 **	18 **	26	28	19 **	17 **	19 **	27	29
	Neutral	37	38	38	36	35	48 **	48 **	48 **	42	43	46 **	46 **	46 **	41	41
	Dissatisfied	42 **	41 **	42 **	31	33	34 **	36 **	34 **	33	29	35 **	37 **	35 **	32	30
	<i>Unweighted count</i>	1 643					3 870					5 513				
Royal Navy	Satisfied	24 **	23 **	25 **	30	32	15 **	15 **	12 **	27	28	17 **	17 **	16 **	28	29
	Neutral	47 **	50 **	44	44	39	58 **	54 **	56 **	43	42	55 **	53 **	53 **	43	41
	Dissatisfied	29	27	31	26	29	27	31	32	31	30	27	30	32	30	29
	<i>Unweighted count</i>	495					761					1 256				
Royal Marines	Satisfied	15 **	19	18 **	31	29	16 **	18 **	18 **	22	24	16 **	18 **	18 **	23	25
	Neutral	45	42	48	34	37	51	52 **	52 **	46	46	50 **	51 **	51 **	45	45
	Dissatisfied	40	39	34	34	34	33	29	30	32	30	34	31	31	32	31
	<i>Unweighted count</i>	146					931					1 077				
Army	Satisfied	21 **	21 **	18 **	33	30	19 **	16 **	20 **	25	28	20 **	17 **	19 **	26	28
	Neutral	31	34	35	32	33	45	45	46	42	42	43	43	44	40	40
	Dissatisfied	47 **	45 **	47 **	36	37	36	39 **	34	34	30	38 **	40 **	37 **	34	31
	<i>Unweighted count</i>	608					1 299					1 907				
RAF	Satisfied	20 **	20 **	19 **	33	35	20 **	18 **	19 **	27	29	20 **	19 **	19 **	29	31
	Neutral	37	37	39	39	36	48	51 **	47	41	44	45	47	45	40	42
	Dissatisfied	43 **	43 **	42 **	28	29	32 **	31	34 **	32	26	35 **	34 **	36 **	31	27
	<i>Unweighted count</i>	394					879					1 273				

** denotes the estimate is significantly different to the 2016 estimate (99% confidence level).

(1) minor wording change in 2011 and 2015. (2) filtered by those who support any children financially [A253 refers]. (3) n/a option excluded from the analysis.
r 2015 figures have been revised due to an error in data processing

AFCAS 2016 Section 14 - Your Work-Life Balance

Source: Defence Statistics (Surveys)

Table B14.8 In the past 12 months, how satisfied were you with the following? The effect of Service life on my spouse/partner's career.

		Officers					Other Ranks					Total				
		2012	2013	2014	2015 r	2016	2012	2013	2014	2015 r	2016	2012	2013	2014	2015 r	2016
Tri-Service	Satisfied	10 **	9 **	9 **	17	19	14 **	12 **	12 **	19	19	13 **	12 **	12 **	18	19
	Neutral	34	33	31	35	32	40	38	37	36	38	39	37	36	36	37
	Dissatisfied	56 **	58 **	60 **	48	49	46	49 **	51 **	45	43	48 **	51 **	53 **	46	44

	<i>Unweighted count</i>				2 472					5 626					8 098	
Royal Navy	Satisfied	14 **	12 **	13 **	18	23	11 **	10 **	10 **	19	18	12 **	10 **	11 **	19	20
	Neutral	41	40	36	43 **	36	46 **	45	40	39	41	45 **	44 **	39	40	39
	Dissatisfied	45	48 **	50 **	39	41	43	45	49 **	42	41	43	46 **	50 **	41	41
	<i>Unweighted count</i>					711					1 090					1 801
Royal Marines	Satisfied	8 **	9	9	20	14	12 **	12 **	12 **	17	17	11 **	12 **	12 **	18	17
	Neutral	33	37	37	35	37	41	44	43	39	42	40	43	42	39	41
	Dissatisfied	59 **	54	54	45	49	47 **	44	44	43	41	48 **	45	46 **	43	42
	<i>Unweighted count</i>					221					1 569					1 790
Army	Satisfied	8 **	7 **	8 **	15	16	15 **	12 **	13 **	19	19	14 **	12 **	12 **	18	19
	Neutral	29	29	27	30	30	38	36	35	34	36	36	34	34	34	35
	Dissatisfied	63 **	64 **	66 **	55	54	48	52 **	52 **	47	45	50	54 **	54 **	48	47
	<i>Unweighted count</i>					888					1 709					2 597
RAF	Satisfied	9 **	10 **	9 **	18	21	13 **	14 **	11 **	19	21	12 **	13 **	11 **	19	21
	Neutral	38	36	34	39	34	42	40	39	38	40	41	39	38	38	39
	Dissatisfied	53 **	55 **	57 **	43	45	45 **	47 **	50 **	43	39	47 **	49 **	52 **	43	41
	<i>Unweighted count</i>					652					1 258					1 910

** denotes the estimate is significantly different to the 2016 estimate (99% confidence level).

(1) minor wording change in 2011 and 2015. (2) filtered by those who are married/in a long-term relationship [A247 refers]. (3) n/a option excluded from the analysis.
r 2015 figures have been revised due to an error in data processing

AFCAS 2016 Section 14 - Your Work-Life Balance

Source: Defence Statistics (Surveys)

Table B14.9 How strongly do you agree or disagree with the following? Flexible working is supported in my workplace.

		Officers					Other Ranks					Total					Percentages
		2012	2013	2014	2015	2016	2012	2013	2014	2015	2016	2012	2013	2014	2015	2016	
Tri-Service	Agree	44	35	37	
	Neutral	26	30	30	
	Disagree	30	35	34	
	<i>Unweighted count</i>					3 324					8 811					12 135	
Royal Navy	Agree	55	39	42	
	Neutral	21	25	24	
	Disagree	24	36	34	
	<i>Unweighted count</i>					947					1 694					2 641	
Royal Marines	Agree	44	38	38	
	Neutral	26	34	33	
	Disagree	30	29	29	
	<i>Unweighted count</i>					295					2 599					2 894	
Army	Agree	40	34	35	
	Neutral	28	32	32	
	Disagree	32	34	34	
	<i>Unweighted count</i>					1 193					2 660					3 853	
RAF	Agree	45	35	38	
	Neutral	26	28	27	
	Disagree	29	37	35	
	<i>Unweighted count</i>					889					1 858					2 747	

** denotes the estimate is significantly different to the 2016 estimate (99% confidence level).

due to a substantial wording change in 2016, question no longer comparable to previous years and hence significance tests have not been carried out

AFCAS 2016 Section 14 - Your Work-Life Balance

Source: Defence Statistics (Surveys)

Table B14.10 How strongly do you agree or disagree with the following? I am able to maintain a balance between my personal and working life.

		Officers					Other Ranks					Total				
		2012	2013	2014	2015	2016	2012	2013	2014	2015	2016	2012	2013	2014	2015	2016
Tri-Service	Agree	47	45	42	39	43 **	40
	Neutral	19	19	25	26	24	25
	Disagree	34	36	33	34	33	35
	<i>Unweighted count</i>					3 324					8 802					12 126
Royal Navy	Agree	48	50	39	41	41	43
	Neutral	19	17	24	22	23	21
	Disagree	33	34	37	37	36	36
	<i>Unweighted count</i>					946					1 695					2 641
Royal Marines	Agree	53 **	42	39	36	41 **	37
	Neutral	17 **	27	29 **	32	27 **	32
	Disagree	29	31	32	31	32	31
	<i>Unweighted count</i>					296					2 599					2 895
Army	Agree	45	42	40	36	41 **	37
	Neutral	18	21	26	27	25	26
	Disagree	36	37	34	37	34	37
	<i>Unweighted count</i>					1 194					2 651					3 845
RAF	Agree	49	46	49	48	49	48
	Neutral	20	19	24	24	23	23
	Disagree	31	36	27	27	28	29
	<i>Unweighted count</i>					888					1 857					2 745

** denotes the estimate is significantly different to the 2016 estimate (99% confidence level).

new question in 2015

AFCAS 2016 Section 14 - Your Work-Life Balance

Source: Defence Statistics (Surveys)

Table B14.11 How satisfied were/are you with the following? The impact of my state of readiness on my domestic/personal life.

		Officers					Other Ranks					Total				
		2012	2013	2014	2015	2016	2012	2013	2014	2015	2016	2012	2013	2014	2015	2016
Tri-Service	Satisfied	
	Neutral	
	Dissatisfied	
	<i>Unweighted count</i>															
Royal Navy	Satisfied	
	Neutral	
	Dissatisfied	
	<i>Unweighted count</i>															
Royal Marines	Satisfied	
	Neutral	
	Dissatisfied	
	<i>Unweighted count</i>															
Army	Satisfied	41	37	40 **	32	40 **	33
	Neutral	41	40	42	40	42	40
	Dissatisfied	18	22	19 **	28	19 **	27
	<i>Unweighted count</i>					614					1 583					2 197
RAF	Satisfied	
	Neutral	
	Dissatisfied	
	<i>Unweighted count</i>															

** denotes the estimate is significantly different to the 2016 estimate (99% confidence level).

(1) new question in 2015. (2) asked only of Army.

AFCAS 2016 Section 14 - Your Work-Life Balance

Source: Defence Statistics (Surveys)

Table B14.12 How strongly do you agree or disagree with the following? My state of readiness was/is justified.

		Officers					Other Ranks					Total				
		2012	2013	2014	2015	2016	2012	2013	2014	2015	2016	2012	2013	2014	2015	2016
Tri-Service	Agree	
	Neutral	
	Disagree	
	<i>Unweighted count</i>															
Royal Navy	Agree	
	Neutral	
	Disagree	
	<i>Unweighted count</i>															
Royal Marines	Agree	
	Neutral	
	Disagree	
	<i>Unweighted count</i>															
Army	Agree	69	65	50	51	53	53
	Neutral	21	21	39	34	36	32
	Disagree	10	14	11 **	15	11 **	15
	<i>Unweighted count</i>					604					1 567					2 171
RAF	Agree	
	Neutral	
	Disagree	
	<i>Unweighted count</i>															

** denotes the estimate is significantly different to the 2016 estimate (99% confidence level).

(1) new question in 2015. (2) asked only of Army.

AFCAS 2016 Section 14 - Your Work-Life Balance

Source: Defence Statistics (Surveys)

Table B14.13 How strongly do you agree or disagree with the following? The NTM (Notice to Move) that I received was in accordance with my state of readiness

		Officers					Other Ranks					Total				
		2012	2013	2014	2015	2016	2012	2013	2014	2015	2016	2012	2013	2014	2015	2016
Tri-Service	Agree
	Neutral
	Disagree
	<i>Unweighted count</i>															
Royal Navy	Agree
	Neutral
	Disagree
	<i>Unweighted count</i>															
Royal Marines	Agree
	Neutral
	Disagree
	<i>Unweighted count</i>															
Army	Agree	69	66	53	54	55	55
	Neutral	21	21	39	33	36	32
	Disagree	10	13	9 **	13	9 **	13
	<i>Unweighted count</i>					530					1 479					2 009
RAF	Agree
	Neutral
	Disagree
	<i>Unweighted count</i>															

** denotes the estimate is significantly different to the 2016 estimate (99% confidence level).

(1) new question in 2015. (2) n/a option excluded from the analysis. (3) asked only of Army.




AFCAS 2016 Section 14 - Your Work-Life Balance

Source: Defence Statistics (Surveys)

Table B14.1 In the past 12 months approximately how much time have you spent away from your family (e.g. spouse/partner or children) for Service reasons?

		Officers: Margin of error +/-%					Other Ranks: Margin of error +/-%					Total: Margin of error +/-%				
		2012	2013	2014	2015	2016	2012	2013	2014	2015	2016	2012	2013	2014	2015	2016
Tri-Service	Not been away	1.2	1.1	1.1	1.3	1.2	1.2	1.4	1.1	1.2	1.0	1.0	1.1	0.9	1.0	0.9
	Up to 1 month	1.9	2.0	1.9	1.9	2.0	1.4	1.6	1.2	1.4	1.2	1.2	1.3	1.1	1.2	1.0
	Between 1-3 months	2.1	2.2	2.1	2.3	2.2	2.0	2.1	1.7	2.0	1.6	1.7	1.8	1.4	1.7	1.4
	Between 4-6 months	1.7	1.8	1.8	1.9	1.8	1.9	2.1	1.6	1.9	1.6	1.6	1.8	1.4	1.6	1.3
	Between 7-9 months	1.7	1.8	1.7	1.6	1.3	1.7	2.1	1.6	1.7	1.3	1.4	1.7	1.3	1.4	1.1
	Between 10-12 months	1.0	1.1	1.1	1.0	0.9	1.1	1.3	1.0	1.1	0.9	0.9	1.0	0.8	0.9	0.7
	<i>Unweighted count</i>															
Royal Navy	Not been away	2.1	2.2	1.9	2.3	2.3	1.6	1.7	1.6	2.1	2.3	1.3	1.4	1.3	1.7	1.8
	Up to 1 month	2.9	3.2	3.1	3.2	3.3	1.6	1.6	1.6	1.9	2.0	1.4	1.5	1.4	1.7	1.8
	Between 1-3 months	2.7	3.2	3.2	3.3	3.4	2.0	2.0	1.9	2.5	2.6	1.7	1.7	1.6	2.0	2.1
	Between 4-6 months	2.7	3.0	3.0	3.3	3.1	2.5	2.3	2.2	2.9	2.7	2.0	1.9	1.9	2.3	2.2
	Between 7-9 months	3.0	3.2	3.2	3.3	2.8	2.5	2.4	2.4	2.9	2.7	2.1	2.0	2.0	2.4	2.2
	Between 10-12 months	2.2	1.9	2.2	2.0	1.7	1.8	1.4	1.5	1.7	1.7	1.5	1.2	1.3	1.3	1.4
	<i>Unweighted count</i>															
Royal Marines	Not been away	2.3	2.0	2.0	3.1	3.1	1.2	1.3	0.9	1.1	1.1	1.1	1.2	0.8	1.0	1.0
	Up to 1 month	3.7	3.7	3.1	3.9	4.3	1.4	1.5	1.0	1.2	1.1	1.3	1.4	1.0	1.2	1.1
	Between 1-3 months	4.5	5.3	4.2	4.8	5.4	1.9	2.0	1.6	1.8	1.8	1.8	1.9	1.5	1.7	1.7
	Between 4-6 months	4.8	5.2	3.8	5.0	5.1	2.2	2.2	1.8	2.1	1.9	2.0	2.0	1.6	1.9	1.8
	Between 7-9 months	4.7	3.8	3.7	4.2	3.8	2.3	1.7	1.6	1.8	1.5	2.1	1.6	1.5	1.6	1.4
	Between 10-12 months	2.5	2.2	1.8	1.7	1.9	1.2	1.0	0.8	0.8	0.7	1.1	0.9	0.8	0.7	0.7
	<i>Unweighted count</i>															
Army	Not been away	2.0	1.8	1.8	2.0	1.8	1.9	2.1	1.6	1.8	1.4	1.6	1.8	1.4	1.6	1.2
	Up to 1 month	3.2	3.4	3.1	3.0	3.1	2.3	2.4	1.9	2.2	1.7	2.0	2.1	1.7	1.9	1.5
	Between 1-3 months	3.7	3.8	3.5	4.0	3.6	3.3	3.4	2.6	3.2	2.5	2.8	2.9	2.2	2.7	2.2
	Between 4-6 months	2.9	3.1	3.0	3.2	2.9	3.0	3.3	2.5	3.1	2.4	2.6	2.9	2.2	2.6	2.1
	Between 7-9 months	2.9	3.2	2.9	2.8	2.0	2.8	3.3	2.4	2.6	1.9	2.4	2.9	2.1	2.3	1.7
	Between 10-12 months	1.7	1.8	1.9	1.7	1.4	1.8	2.0	1.6	1.7	1.3	1.5	1.7	1.4	1.5	1.1
	<i>Unweighted count</i>															
RAF	Not been away	2.1	2.1	1.7	2.2	2.6	2.1	2.1	2.2	2.2	2.4	1.7	1.7	1.8	1.8	2.0
	Up to 1 month	3.4	3.3	3.5	3.5	3.8	2.1	2.3	2.4	2.2	2.5	1.8	1.9	2.0	1.9	2.1
	Between 1-3 months	3.6	3.5	3.8	3.6	4.0	2.4	2.6	2.7	2.6	2.8	2.0	2.2	2.3	2.2	2.3
	Between 4-6 months	3.0	2.9	3.2	3.1	3.1	2.4	2.6	2.7	2.7	2.7	2.0	2.1	2.2	2.2	2.2
	Between 7-9 months	2.4	2.4	2.7	2.1	2.2	1.7	1.9	2.0	2.0	1.7	1.4	1.6	1.7	1.6	1.4
	Between 10-12 months	1.4	1.6	1.6	1.5	1.3	1.0	1.3	1.3	1.1	1.1	0.8	1.1	1.1	0.9	0.9
	<i>Unweighted count</i>															

Key

	Margin of error less than 3%
	Margin of error 3% - 5%
	Margin of error 5% +

Margin of error is half the width of a 99% confidence interval. Darker colours indicate a greater degree of uncertainty in the estimate.

AFCAS 2016 Section 14 - Your Work-Life Balance

Source: Defence Statistics (Surveys)

Table B14.2 In the past 12 months, how satisfied were you with the following? The ability to plan my own life - short term e.g. work/weekend leave.

		Officers: Margin of error +/-%					Other Ranks: Margin of error +/-%					Total: Margin of error +/-%				
		2012	2013	2014	2015	2016	2012	2013	2014	2015	2016	2012	2013	2014	2015	2016
Tri-Service	Satisfied	2.1	2.3	2.2	2.2	2.1	2.0	2.2	1.7	2.0	1.7	1.7	1.9	1.5	1.7	1.4
	Neutral	1.6	1.7	1.5	1.5	1.5	1.7	1.8	1.5	1.7	1.3	1.5	1.5	1.2	1.4	1.1
	Dissatisfied	1.8	2.0	1.9	2.0	1.8	2.1	2.3	1.8	2.1	1.7	1.8	2.0	1.5	1.8	1.4
	<i>Unweighted count</i>															
Royal Navy	Satisfied	3.2	3.7	3.6	3.8	3.5	2.6	2.5	2.4	3.1	3.1	2.2	2.1	2.0	2.6	2.5
	Neutral	2.4	2.6	2.6	2.6	2.3	2.0	1.9	1.8	2.1	2.3	1.6	1.6	1.5	1.8	1.8
	Dissatisfied	2.7	3.3	3.2	3.4	3.0	2.6	2.6	2.5	3.2	3.1	2.2	2.1	2.1	2.6	2.5
	<i>Unweighted count</i>															
Royal Marines	Satisfied	5.0	5.4	4.2	5.1	5.3	2.1	2.0	1.6	2.0	1.8	2.0	1.9	1.5	1.8	1.7
	Neutral	4.1	4.1	3.2	3.8	4.2	1.9	1.9	1.5	1.7	1.6	1.7	1.7	1.4	1.6	1.5
	Dissatisfied	4.2	4.7	3.6	4.4	4.2	2.3	2.2	1.8	2.1	1.9	2.1	2.0	1.6	1.9	1.7
	<i>Unweighted count</i>															
Army	Satisfied	3.6	3.9	3.6	3.8	3.4	3.2	3.5	2.6	3.2	2.5	2.8	3.1	2.3	2.8	2.2
	Neutral	2.8	2.9	2.6	2.6	2.5	2.8	2.8	2.3	2.7	2.0	2.4	2.5	2.0	2.3	1.8
	Dissatisfied	3.2	3.5	3.2	3.5	3.1	3.3	3.7	2.8	3.3	2.6	2.9	3.2	2.4	2.9	2.2
	<i>Unweighted count</i>															
RAF	Satisfied	3.4	3.4	3.7	3.5	3.8	2.5	2.8	3.0	2.9	3.0	2.1	2.3	2.5	2.4	2.5
	Neutral	2.4	2.5	2.6	2.5	2.6	1.9	2.1	2.1	2.0	2.2	1.6	1.7	1.7	1.7	1.8
	Dissatisfied	2.9	2.8	3.2	3.0	3.2	2.2	2.6	2.7	2.6	2.7	1.8	2.1	2.2	2.1	2.2
	<i>Unweighted count</i>															

Key

	Margin of error less than 3%
	Margin of error 3% - 5%
	Margin of error 5% +

Margin of error is half the width of a 99% confidence interval. Darker colours indicate a greater degree of uncertainty in the estimate.

AFCAS 2016 Section 14 - Your Work-Life Balance

Source: Defence Statistics (Surveys)

Table B14.3 In the past 12 months, how satisfied were you with the following? The ability to plan my own life - long term e.g. holidays/career training.

		Officers: Margin of error +/-%					Other Ranks: Margin of error +/-%					Total: Margin of error +/-%				
		2012	2013	2014	2015	2016	2012	2013	2014	2015	2016	2012	2013	2014	2015	2016
Tri-Service	Satisfied	2.1	2.2	2.1	2.3	2.2	1.8	2.0	1.5	1.9	1.5	1.5	1.7	1.3	1.6	1.3
	Neutral	1.7	1.8	1.7	1.7	1.6	1.8	1.7	1.4	1.7	1.4	1.5	1.5	1.2	1.4	1.2
	Dissatisfied	2.2	2.3	2.2	2.2	2.1	2.1	2.3	1.8	2.1	1.7	1.8	1.9	1.5	1.8	1.4
	<i>Unweighted count</i>															
Royal Navy	Satisfied	3.3	3.6	3.6	3.9	3.8	2.1	2.1	2.0	2.9	2.9	1.8	1.8	1.7	2.4	2.4
	Neutral	2.7	2.9	2.8	2.9	2.4	2.0	2.0	1.8	2.2	2.2	1.7	1.7	1.5	1.8	1.8
	Dissatisfied	3.3	3.7	3.7	3.8	3.6	2.6	2.5	2.4	3.2	3.1	2.2	2.1	2.0	2.6	2.5
	<i>Unweighted count</i>															
Royal Marines	Satisfied	5.0	5.2	4.3	5.4	5.7	1.8	1.7	1.4	1.8	1.7	1.7	1.6	1.3	1.7	1.6
	Neutral	4.3	4.5	3.6	3.7	4.5	1.9	1.9	1.5	1.7	1.6	1.8	1.7	1.4	1.5	1.5
	Dissatisfied	5.3	5.4	4.4	5.1	5.2	2.3	2.2	1.7	2.1	1.9	2.1	2.0	1.6	1.9	1.8
	<i>Unweighted count</i>															
Army	Satisfied	3.5	3.8	3.5	3.9	3.5	2.9	3.1	2.3	2.9	2.3	2.5	2.7	2.0	2.5	2.0
	Neutral	2.9	3.1	2.9	2.8	2.5	2.8	2.7	2.2	2.6	2.1	2.5	2.4	1.9	2.3	1.8
	Dissatisfied	3.7	3.9	3.6	3.8	3.4	3.4	3.6	2.7	3.3	2.6	2.9	3.1	2.4	2.9	2.2
	<i>Unweighted count</i>															
RAF	Satisfied	3.7	3.6	3.8	3.8	4.0	2.6	2.8	2.9	2.9	3.1	2.2	2.3	2.4	2.4	2.5
	Neutral	3.0	3.0	3.1	3.0	2.9	2.2	2.3	2.3	2.1	2.4	1.8	1.9	2.0	1.8	2.0
	Dissatisfied	3.6	3.5	3.8	3.4	3.7	2.5	2.8	3.0	2.8	2.9	2.1	2.3	2.5	2.3	2.4
	<i>Unweighted count</i>															

Key

- Margin of error less than 3%
- Margin of error 3% - 5%
- Margin of error 5% +

Margin of error is half the width of a 99% confidence interval. Darker colours indicate a greater degree of uncertainty in the estimate.

AFCAS 2016 Section 14 - Your Work-Life Balance

Source: Defence Statistics (Surveys)

Table B14.4 In the past 12 months, how satisfied were you with the following? The opportunities available to me for flexible working (e.g. variable start/stop times, leaving early on a Friday).

		Officers: Margin of error +/-%					Other Ranks: Margin of error +/-%					Total: Margin of error +/-%				
		2012	2013	2014	2015	2016	2012	2013	2014	2015	2016	2012	2013	2014	2015	2016
Tri-Service	Satisfied	2.2	1.6	1.4
	Neutral	2.0	1.6	1.3
	Dissatisfied	2.0	1.7	1.4
	<i>Unweighted count</i>															
Royal Navy	Satisfied	3.8	3.1	2.5
	Neutral	3.1	2.7	2.2
	Dissatisfied	3.2	3.1	2.5
	<i>Unweighted count</i>															
Royal Marines	Satisfied	5.8	1.8	1.7
	Neutral	4.8	1.8	1.6
	Dissatisfied	5.1	1.9	1.7
	<i>Unweighted count</i>															
Army	Satisfied	3.6	2.4	2.1
	Neutral	3.3	2.4	2.1
	Dissatisfied	3.2	2.5	2.2
	<i>Unweighted count</i>															
RAF	Satisfied	4.1	3.0	2.5
	Neutral	3.6	2.8	2.3
	Dissatisfied	3.5	2.9	2.4
	<i>Unweighted count</i>															

Key

- Margin of error less than 3%
- Margin of error 3% - 5%
- Margin of error 5% +

Margin of error is half the width of a 99% confidence interval. Darker colours indicate a greater degree of uncertainty in the estimate.

AFCAS 2016 Section 14 - Your Work-Life Balance

Source: Defence Statistics (Surveys)

Table B14.5 In the past 12 months, how satisfied were you with the following? The amount of time away from my usual place of duty.

		Officers: Margin of error +/-%					Other Ranks: Margin of error +/-%					Total: Margin of error +/-%				
		2012	2013	2014	2015	2016	2012	2013	2014	2015	2016	2012	2013	2014	2015	2016
Tri-Service	Satisfied	2.4	2.5	2.4	2.3	2.3	2.3	2.5	2.0	2.1	1.7	1.9	2.1	1.7	1.8	1.4
	Neutral	2.3	2.4	2.3	2.3	2.2	2.2	2.4	1.9	2.1	1.8	1.9	2.1	1.6	1.8	1.5
	Dissatisfied	1.6	1.7	1.7	1.7	1.6	1.9	2.0	1.6	1.9	1.4	1.6	1.6	1.3	1.6	1.2
	<i>Unweighted count</i>															
Royal Navy	Satisfied	3.8	4.2	4.0	4.0	3.9	2.8	2.8	2.7	3.1	3.2	2.4	2.4	2.3	2.6	2.6
	Neutral	3.6	4.0	3.8	3.9	3.6	2.9	2.8	2.8	3.3	3.2	2.4	2.3	2.3	2.7	2.6
	Dissatisfied	2.5	2.8	3.1	2.8	2.7	2.8	2.7	2.8	2.9	2.7	2.3	2.1	2.2	2.3	2.1
	<i>Unweighted count</i>															
Royal Marines	Satisfied	5.7	5.8	4.7	5.5	5.7	2.4	2.4	2.0	2.0	1.8	2.2	2.2	1.8	1.9	1.8
	Neutral	5.5	5.6	4.4	5.2	5.5	2.5	2.5	2.0	2.1	1.9	2.3	2.3	1.8	2.0	1.8
	Dissatisfied	3.5	3.4	2.9	3.8	3.4	2.1	2.0	1.6	1.8	1.6	1.9	1.8	1.5	1.7	1.5
	<i>Unweighted count</i>															
Army	Satisfied	3.9	4.1	3.9	3.9	3.6	3.5	3.9	2.9	3.3	2.5	3.1	3.3	2.6	2.8	2.2
	Neutral	3.8	4.1	3.8	3.9	3.5	3.4	3.8	2.9	3.3	2.6	3.0	3.3	2.5	2.9	2.3
	Dissatisfied	2.8	2.9	2.7	2.9	2.6	2.9	3.0	2.3	2.9	2.1	2.6	2.6	2.0	2.5	1.8
	<i>Unweighted count</i>															
RAF	Satisfied	3.9	3.9	4.0	3.8	4.1	2.9	3.1	3.3	3.0	3.1	2.4	2.6	2.7	2.5	2.6
	Neutral	3.7	3.8	3.9	3.6	3.9	2.8	3.1	3.2	2.9	3.1	2.3	2.5	2.6	2.4	2.6
	Dissatisfied	2.4	2.5	2.7	2.4	2.9	2.2	2.3	2.4	2.3	2.5	1.7	1.9	2.0	1.8	2.0
	<i>Unweighted count</i>															

Key

	Margin of error less than 3%
	Margin of error 3% - 5%
	Margin of error 5% +

Margin of error is half the width of a 99% confidence interval. Darker colours indicate a greater degree of uncertainty in the estimate.

AFCAS 2016 Section 14 - Your Work-Life Balance

Source: Defence Statistics (Surveys)

Table B14.6 In the past 12 months, how satisfied were you with the following? The amount of time away from my family and friends.

		Officers: Margin of error +/-%					Other Ranks: Margin of error +/-%					Total: Margin of error +/-%				
		2012	2013	2014	2015	2016	2012	2013	2014	2015	2016	2012	2013	2014	2015	2016
Tri-Service	Satisfied	2.2	2.1	1.8	1.5	1.6	1.3
	Neutral	2.2	2.1	2.0	1.7	1.7	1.4
	Dissatisfied	2.3	2.2	2.2	1.7	1.8	1.5
	<i>Unweighted count</i>															
Royal Navy	Satisfied	3.7	3.8	2.7	2.8	2.2	2.3
	Neutral	3.6	3.3	2.9	2.9	2.3	2.3
	Dissatisfied	3.9	3.7	3.3	3.2	2.7	2.6
	<i>Unweighted count</i>															
Royal Marines	Satisfied	5.3	5.4	1.7	1.6	1.7	1.6
	Neutral	4.9	5.2	2.0	1.9	1.9	1.8
	Dissatisfied	5.3	5.6	2.1	1.9	2.0	1.8
	<i>Unweighted count</i>															
Army	Satisfied	3.6	3.4	2.9	2.3	2.5	2.0
	Neutral	3.7	3.4	3.2	2.5	2.8	2.2
	Dissatisfied	3.9	3.5	3.4	2.6	2.9	2.3
	<i>Unweighted count</i>															
RAF	Satisfied	3.8	4.0	2.7	2.9	2.3	2.4
	Neutral	3.5	3.9	2.9	3.0	2.4	2.5
	Dissatisfied	3.7	3.9	2.9	3.0	2.4	2.5
	<i>Unweighted count</i>															

Key

- Margin of error less than 3%
- Margin of error 3% - 5%
- Margin of error 5% +

Margin of error is half the width of a 99% confidence interval. Darker colours indicate a greater degree of uncertainty in the estimate.

AFCAS 2016 Section 14 - Your Work-Life Balance

Source: Defence Statistics (Surveys)

Table B14.7 In the past 12 months, how satisfied were you with the following? The effect of Service life on my children's education.

		Officers: Margin of error +/-%					Other Ranks: Margin of error +/-%					Total: Margin of error +/-%				
		2012	2013	2014	2015	2016	2012	2013	2014	2015	2016	2012	2013	2014	2015	2016
Tri-Service	Satisfied	2.6	2.6	2.5	3.1	3.1	2.5	2.4	2.1	2.5	2.3	2.0	2.0	1.8	2.1	1.9
	Neutral	3.1	3.2	3.1	3.2	3.1	3.1	3.4	2.7	3.0	2.5	2.6	2.7	2.2	2.4	2.1
	Dissatisfied	3.2	3.2	3.1	3.1	3.1	2.9	3.3	2.5	2.8	2.3	2.4	2.7	2.1	2.3	1.9
	<i>Unweighted count</i>															
Royal Navy <small>n revised due to an</small>	Satisfied	4.2	4.5	4.7	5.3	5.1	2.9	2.8	2.6	4.3	4.2	2.4	2.4	2.3	3.4	3.4
	Neutral	5.0	5.4	5.3	5.8	5.3	4.2	4.0	4.1	4.9	4.7	3.3	3.3	3.3	3.9	3.7
	Dissatisfied	4.5	4.8	5.0	5.1	4.9	3.8	3.7	3.9	4.6	4.4	3.0	3.0	3.1	3.6	3.4
	<i>Unweighted count</i>															
Royal Marines	Satisfied	5.7	6.6	5.4	8.2	8.3	3.2	2.9	2.6	3.0	3.1	2.9	2.7	2.3	2.9	2.9
	Neutral	8.0	8.1	7.0	8.3	8.8	4.6	4.0	3.5	3.9	3.7	4.0	3.6	3.2	3.5	3.4
	Dissatisfied	7.9	7.8	6.7	8.4	8.6	4.3	3.7	3.2	3.6	3.5	3.8	3.3	2.9	3.3	3.2
	<i>Unweighted count</i>															
Army	Satisfied	4.4	4.5	4.0	5.2	4.7	3.9	3.7	3.2	3.9	3.3	3.3	3.1	2.7	3.3	2.9
	Neutral	5.1	5.4	5.0	5.3	4.9	4.9	5.2	4.0	4.6	3.7	4.1	4.4	3.4	3.9	3.2
	Dissatisfied	5.5	5.5	5.2	5.4	5.0	4.5	5.0	3.7	4.3	3.4	3.9	4.3	3.2	3.7	2.9
	<i>Unweighted count</i>															
RAF	Satisfied	4.5	4.2	4.3	5.2	6.1	3.1	3.3	3.5	3.9	3.9	2.6	2.7	2.8	3.2	3.3
	Neutral	5.4	5.0	5.5	5.4	6.1	3.9	4.4	4.5	4.3	4.4	3.3	3.5	3.6	3.5	3.7
	Dissatisfied	5.5	5.2	5.5	4.9	5.8	3.7	4.0	4.2	4.1	4.0	3.1	3.2	3.4	3.3	3.3
	<i>Unweighted count</i>															

Key

	Margin of error less than 3%
	Margin of error 3% - 5%
	Margin of error 5% +

Margin of error is half the width of a 99% confidence interval. Darker colours indicate a greater degree of uncertainty in the estimate.

AFCAS 2016 Section 14 - Your Work-Life Balance

Source: Defence Statistics (Surveys)

Table B14.8 In the past 12 months, how satisfied were you with the following? The effect of Service life on my spouse/partner's career.

		Officers: Margin of error +/-%					Other Ranks: Margin of error +/-%					Total: Margin of error +/-%				
		2012	2013	2014	2015	2016	2012	2013	2014	2015	2016	2012	2013	2014	2015	2016
Tri-Service <small>n revised due to an</small>	Satisfied	1.5	1.5	1.5	2.0	2.0	1.9	1.9	1.5	2.0	1.7	1.5	1.5	1.3	1.6	1.4
	Neutral	2.4	2.5	2.4	2.6	2.5	2.6	2.7	2.2	2.5	2.1	2.1	2.2	1.8	2.0	1.7
	Dissatisfied	2.6	2.6	2.6	2.7	2.6	2.6	2.8	2.3	2.6	2.1	2.2	2.3	1.9	2.1	1.8
	<i>Unweighted count</i>															
Royal Navy	Satisfied	2.8	2.8	3.0	3.6	3.8	2.2	1.9	2.1	3.1	3.0	1.8	1.6	1.7	2.5	2.4
	Neutral	4.1	4.3	4.3	4.7	4.3	3.6	3.3	3.3	4.0	3.9	2.8	2.7	2.7	3.2	3.1
	Dissatisfied	4.1	4.4	4.4	4.6	4.4	3.6	3.3	3.4	4.1	3.9	2.8	2.7	2.7	3.2	3.1
	<i>Unweighted count</i>															
Royal Marines	Satisfied	3.6	4.0	3.2	5.5	5.0	2.2	1.9	1.7	2.2	2.0	2.0	1.7	1.5	2.0	1.9
	Neutral	6.2	6.4	5.3	6.5	6.8	3.4	3.0	2.7	3.0	2.7	3.1	2.8	2.4	2.7	2.5
	Dissatisfied	6.5	6.5	5.5	6.7	7.1	3.5	3.0	2.7	3.0	2.7	3.1	2.8	2.4	2.7	2.5
	<i>Unweighted count</i>															
Army	Satisfied	2.4	2.4	2.4	3.4	3.1	3.1	3.1	2.4	3.2	2.5	2.6	2.6	2.0	2.7	2.2
	Neutral	4.0	4.2	3.9	4.3	3.9	4.3	4.4	3.4	4.0	3.1	3.6	3.7	2.9	3.3	2.7
	Dissatisfied	4.3	4.5	4.1	4.6	4.2	4.3	4.6	3.5	4.2	3.3	3.6	3.8	3.0	3.5	2.8
	<i>Unweighted count</i>															
RAF	Satisfied	2.5	2.6	2.7	3.4	3.9	2.2	2.4	2.3	2.8	2.9	1.7	1.9	1.8	2.3	2.4
	Neutral	4.2	4.1	4.3	4.3	4.6	3.2	3.5	3.6	3.5	3.7	2.6	2.8	2.9	2.9	3.0
	Dissatisfied	4.3	4.3	4.5	4.4	4.8	3.2	3.6	3.7	3.6	3.7	2.7	2.9	3.0	2.9	3.0
	<i>Unweighted count</i>															

Key

- Margin of error less than 3%
- Margin of error 3% - 5%
- Margin of error 5% +

Margin of error is half the width of a 99% confidence interval. Darker colours indicate a greater degree of uncertainty in the estimate.

AFCAS 2016 Section 14 - Your Work-Life Balance

Source: Defence Statistics (Surveys)

Table B14.9 How strongly do you agree or disagree with the following? Flexible working is supported in my workplace.

		Officers: Margin of error +/-%					Other Ranks: Margin of error +/-%					Total: Margin of error +/-%				
		2012	2013	2014	2015	2016	2012	2013	2014	2015	2016	2012	2013	2014	2015	2016
Tri-Service	Agree	2.2	1.6	1.4
	Neutral	2.0	1.6	1.4
	Disagree	2.1	1.7	1.4
	<i>Unweighted count</i>															
Royal Navy	Agree	3.8	3.1	2.5
	Neutral	3.1	2.7	2.2
	Disagree	3.3	3.1	2.5
	<i>Unweighted count</i>															
Royal Marines	Agree	5.7	1.9	1.8
	Neutral	5.0	1.8	1.7
	Disagree	5.3	1.8	1.7
	<i>Unweighted count</i>															
Army	Agree	3.5	2.4	2.1
	Neutral	3.3	2.4	2.1
	Disagree	3.4	2.5	2.2
	<i>Unweighted count</i>															
RAF	Agree	4.1	2.9	2.4
	Neutral	3.6	2.7	2.3
	Disagree	3.7	3.0	2.5
	<i>Unweighted count</i>															

Key

	Margin of error less than 3%
	Margin of error 3% - 5%
	Margin of error 5% +

Margin of error is half the width of a 99% confidence interval. Darker colours indicate a greater degree of uncertainty in the estimate.

AFCAS 2016 Section 14 - Your Work-Life Balance

Source: Defence Statistics (Surveys)

Table B14.10 How strongly do you agree or disagree with the following? I am able to maintain a balance between my personal and working life.

		Officers: Margin of error +/-%					Other Ranks: Margin of error +/-%					Total: Margin of error +/-%				
		2012	2013	2014	2015	2016	2012	2013	2014	2015	2016	2012	2013	2014	2015	2016
Tri-Service	Agree	2.3	2.2	2.1	1.7	1.8	1.4
	Neutral	1.8	1.8	1.9	1.5	1.6	1.3
	Disagree	2.2	2.2	2.0	1.7	1.7	1.4
	<i>Unweighted count</i>															
Royal Navy	Agree	4.0	3.8	3.1	3.1	2.6	2.5
	Neutral	3.1	2.8	2.7	2.6	2.2	2.1
	Disagree	3.7	3.6	3.1	3.1	2.5	2.5
	<i>Unweighted count</i>															
Royal Marines	Agree	5.5	5.7	2.0	1.8	1.9	1.7
	Neutral	4.2	5.1	1.9	1.8	1.8	1.7
	Disagree	5.0	5.3	2.0	1.8	1.9	1.7
	<i>Unweighted count</i>															
Army	Agree	4.0	3.6	3.3	2.5	2.8	2.2
	Neutral	3.1	2.9	2.9	2.3	2.5	2.0
	Disagree	3.8	3.5	3.2	2.5	2.8	2.2
	<i>Unweighted count</i>															
RAF	Agree	3.8	4.1	2.9	3.1	2.4	2.5
	Neutral	3.0	3.2	2.5	2.7	2.1	2.2
	Disagree	3.5	3.9	2.6	2.8	2.2	2.3
	<i>Unweighted count</i>															

Key

- Margin of error less than 3%
- Margin of error 3% - 5%
- Margin of error 5% +

Margin of error is half the width of a 99% confidence interval. Darker colours indicate a greater degree of uncertainty in the estimate.

AFCAS 2016 Section 14 - Your Work-Life Balance

Source: Defence Statistics (Surveys)

Table B14.11 How satisfied were/are you with the following? The impact of my state of readiness on my domestic/personal life.

		Officers: Margin of error +/-%					Other Ranks: Margin of error +/-%					Total: Margin of error +/-%				
		2012	2013	2014	2015	2016	2012	2013	2014	2015	2016	2012	2013	2014	2015	2016
Tri-Service	Satisfied
	Neutral
	Dissatisfied
	<i>Unweighted count</i>															
Royal Navy	Satisfied
	Neutral
	Dissatisfied
	<i>Unweighted count</i>															
Royal Marines	Satisfied
	Neutral
	Dissatisfied
	<i>Unweighted count</i>															
Army	Satisfied	5.8	4.9	4.6	3.1	4.0	2.8
	Neutral	5.8	4.9	4.6	3.3	4.1	2.9
	Dissatisfied	4.6	4.2	3.6	3.0	3.2	2.7
	<i>Unweighted count</i>															
RAF	Satisfied
	Neutral
	Dissatisfied
	<i>Unweighted count</i>															

Key

- Margin of error less than 3%
- Margin of error 3% - 5%
- Margin of error 5% +

Margin of error is half the width of a 99% confidence interval. Darker colours indicate a greater degree of uncertainty in the estimate.

AFCAS 2016 Section 14 - Your Work-Life Balance

Source: Defence Statistics (Surveys)

Table B14.12 How strongly do you agree or disagree with the following? My state of readiness was/is justified.

		Officers: Margin of error +/-%					Other Ranks: Margin of error +/-%					Total: Margin of error +/-%				
		2012	2013	2014	2015	2016	2012	2013	2014	2015	2016	2012	2013	2014	2015	2016
Tri-Service	Agree
	Neutral
	Disagree
	<i>Unweighted count</i>															
Royal Navy	Agree
	Neutral
	Disagree
	<i>Unweighted count</i>															
Royal Marines	Agree
	Neutral
	Disagree
	<i>Unweighted count</i>															
Army	Agree	5.6	4.8	4.7	3.4	4.2	3.0
	Neutral	4.9	4.2	4.6	3.2	4.1	2.8
	Disagree	3.7	3.5	3.0	2.5	2.7	2.2
	<i>Unweighted count</i>															
RAF	Agree
	Neutral
	Disagree
	<i>Unweighted count</i>															

Key

- Margin of error less than 3%
- Margin of error 3% - 5%
- Margin of error 5% +

Margin of error is half the width of a 99% confidence interval. Darker colours indicate a greater degree of uncertainty in the estimate.

AFCAS 2016 Section 14 - Your Work-Life Balance

Source: Defence Statistics (Surveys)

Table B14.13 How strongly do you agree or disagree with the following? The NTM (Notice to Move) that I received was in accordance with my state of readiness

		Officers: Margin of error +/-%					Other Ranks: Margin of error +/-%					Total: Margin of error +/-%				
		2012	2013	2014	2015	2016	2012	2013	2014	2015	2016	2012	2013	2014	2015	2016
Tri-Service	Agree
	Neutral
	Disagree
	<i>Unweighted count</i>															
Royal Navy	Agree
	Neutral
	Disagree
	<i>Unweighted count</i>															
Royal Marines	Agree
	Neutral
	Disagree
	<i>Unweighted count</i>															
Army	Agree	5.9	5.1	4.9	3.5	4.3	3.1
	Neutral	5.2	4.4	4.8	3.3	4.3	2.9
	Disagree	3.9	3.6	2.7	2.4	2.5	2.1
	<i>Unweighted count</i>															
RAF	Agree
	Neutral
	Disagree
	<i>Unweighted count</i>															

Key

- Margin of error less than 3%
- Margin of error 3% - 5%
- Margin of error 5% +

Margin of error is half the width of a 99% confidence interval. Darker colours indicate a greater degree of uncertainty in the estimate.

AFCAS 2016 Section 15 - Your Leave

Source: Defence Statistics (Surveys)

Table B15.1 How satisfied are you with the following? My overall leave allowance i.e. annual leave, post operational leave (POL), post operational tour leave (POTL) for Army, Sea-Goers Leave (SGL) for RN/RM, leave carried over from previous years.

Percentages

		Officers					Other Ranks					Total						
		2012	2013	2014	2015	2016	2012	2013	2014	2015	2016	2012	2013	2014	2015	2016		
Tri-Service	Satisfied	84	85	83	83	84	70 **	70 **	67	67	67	73 **	72 **	70	70	70		
	Neutral	9	9	9	9	9	17 **	18	18	18	20	16 **	16	17	17	18		
	Dissatisfied	7	6	7	8	7	12	12	15	15	13	11	11	14	14	12		
	<i>Unweighted count</i>						3 322						8 789					
Royal Navy	Satisfied	84	85	81	80	83	68	68	63	64	66	71	72	67	68	70		
	Neutral	9	9	10	11	10	18	19	19	20	20	16	17	17	18	17		
	Dissatisfied	7	6	9	10	7	14	13	19 **	16	15	13	12	17 **	14	13		
	<i>Unweighted count</i>						949						1 692					
Royal Marines	Satisfied	82	83	83	80	78	58	58 **	56	56	55	60 **	61 **	59	58	57		
	Neutral	11	9	10	12	14	24	26	26	26	26	22 **	24	24	25	25		
	Dissatisfied	8	7	7	7	9	19	16 **	19	18	19	17	15 **	17	17	18		
	<i>Unweighted count</i>						293						2 600					
Army	Satisfied	82	85	83	83	84	68 **	68	64	63	64	70	70	67	66	67		
	Neutral	10	8	9	9	8	19	18	20	20	22	18	17	18	18	20		
	Dissatisfied	8	7	7	9	7	13	14	16	17	15	12	13	15	16	13		
	<i>Unweighted count</i>						1 194						2 644					
RAF	Satisfied	85	85	85	85	84	81	80	79	81	79	82	81	80	82	80		
	Neutral	8	9	9	8	10	11	13	13	11	13	10	12	12	10	13		
	Dissatisfied	6	6	6	7	6	8	7	9	9	8	7	7	8	8	7		
	<i>Unweighted count</i>						886						1 853					

** denotes the estimate is significantly different to the 2016 estimate (99% confidence level).

(1) "DON'T KNOW" OPTION ADDED IN 2009 AND THEN DROPPED IN 2010. (2) MINOR WORDING CHANGE IN 2011. (3) SEA GOERS LEAVE (SGL) ADDED TO RN/RM IN 2012.

AFCAS 2016 Section 15 - Your Leave

Source: Defence Statistics (Surveys)

Table B15.2 How satisfied are you with the following? The opportunity to take leave when I want to.

		Officers					Other Ranks					Total				
		2012	2013	2014	2015	2016	2012	2013	2014	2015	2016	2012	2013	2014	2015	2016
Tri-Service	Satisfied	47 **	49 **	46 **	55	54	39 **	38 **	37 **	44	42	40 **	40 **	38 **	46	44
	Neutral	19	18	20	17	19	24 **	21	22	21	22	23 **	21	21	21	21
	Dissatisfied	34 **	33 **	34 **	28	27	37	41 **	42 **	35	36	36	39 **	40 **	34	35
	<i>Unweighted count</i>					3 320					8 783					12 103
Royal Navy	Satisfied	46 **	45 **	43 **	50 **	56	34 **	35 **	32 **	41	43	36 **	37 **	35 **	43	46
	Neutral	19	19	18	18	18	22	21	20	22	23	22	21	19	21	22
	Dissatisfied	34 **	35 **	39 **	32 **	26	44 **	44 **	48 **	38	34	42 **	42 **	46 **	36 **	32
	<i>Unweighted count</i>					949					1 692					2 641
Royal Marines	Satisfied	31 **	33 **	38	41	44	18 **	21 **	20 **	25 **	27	20 **	22 **	22 **	27 **	29
	Neutral	22	22	22	22	20	29	27	28	29	28	29	27	27	28	27
	Dissatisfied	46 **	45 **	41	37	36	52 **	51 **	52 **	46	45	52 **	51 **	51 **	45	44
	<i>Unweighted count</i>					294					2 602					2 896
Army	Satisfied	45 **	48	45 **	55	53	34	33	32 **	40	37	35 **	35 **	34 **	42	39
	Neutral	19	18	21	16	18	26 **	22	23	22	22	25 **	22	23	21	21
	Dissatisfied	36 **	35 **	35 **	29	29	40	45	45	38	42	40	43	43 **	37	40
	<i>Unweighted count</i>					1 193					2 637					3 830
RAF	Satisfied	53	56	52	60	57	61	58	56 **	61	62	59	57	55 **	61	60
	Neutral	19	19	19	16	19	19	18	17	18	19	19	18	18	17	19
	Dissatisfied	27	25	29	24	25	20	24 **	26 **	21	19	21	25 **	27 **	22	20
	<i>Unweighted count</i>					884					1 852					2 736

** denotes the estimate is significantly different to the 2016 estimate (99% confidence level).

(1) "DON'T KNOW" OPTION ADDED IN 2009 AND THEN DROPPED IN 2010. (2) MINOR WORDING CHANGE IN 2011

AFCAS 2016 Section 15 - Your Leave

Source: Defence Statistics (Surveys)

Table B15.3 How satisfied are you with the following? The amount of leave I was able to take in the last 12 months.

		Officers					Other Ranks					Total						
		2012	2013	2014	2015	2016	2012	2013	2014	2015	2016	2012	2013	2014	2015	2016		
Tri-Service	Satisfied	63 **	62 **	59 **	65	68	60	57 **	54 **	61	61	60	58 **	54 **	62	62		
	Neutral	15	16	17 **	15	14	23	23	25	22	24	22	22	23	21	22		
	Dissatisfied	22 **	23 **	24 **	20	19	17	20 **	22 **	17	15	18 **	21 **	22 **	17	16		
	<i>Unweighted count</i>						3 312						8 776					
Royal Navy	Satisfied	66	60 **	60 **	61 **	70	53 **	55 **	49 **	57 **	62	55 **	57 **	52 **	58 **	64		
	Neutral	14	18 **	15	16 **	13	24	23	23	21	21	22 **	22	21	20	19		
	Dissatisfied	20	22 **	24 **	22 **	17	23 **	22 **	28 **	22 **	17	23 **	22 **	27 **	22 **	17		
	<i>Unweighted count</i>						946						1 688					
Royal Marines	Satisfied	63	65	65	71	65	49	50	46 **	51	51	50	52	48 **	53	53		
	Neutral	20	19	19	13 **	20	31	32	33	31	32	30	30	32	29	31		
	Dissatisfied	17	17	16	15	15	21 **	19	21 **	17	16	20 **	18 **	20 **	17	16		
	<i>Unweighted count</i>						293						2 599					
Army	Satisfied	59 **	60 **	58 **	66	67	57	53	51 **	59	57	57	54	52 **	60	58		
	Neutral	16	15	17	14	14	25	24	26	24	26	24	23	25	23	24		
	Dissatisfied	25 **	24 **	25 **	19	19	18	23 **	22 **	17	17	19	23 **	23 **	17	17		
	<i>Unweighted count</i>						1 188						2 637					
RAF	Satisfied	67	65	58 **	66	68	74	69 **	66 **	72	73	72	68 **	64 **	71	72		
	Neutral	14	14	18 **	15	13	16	17	18	16	17	16	17	18	15	16		
	Dissatisfied	20	21	24 **	19	19	10	14 **	16 **	13 **	9	12	15 **	18 **	14 **	12		
	<i>Unweighted count</i>						885						1 852					

** denotes the estimate is significantly different to the 2016 estimate (99% confidence level).

(1) "DON'T KNOW" OPTION ADDED IN 2009 AND THEN DROPPED IN 2010. (2) MINOR WORDING CHANGE IN 2011

AFCAS 2016 Section 15 - Your Leave

Source: Defence Statistics (Surveys)

Table B15.4 If you did not take all of your annual leave allowance within the last leave year, what was the reason for this? Operational tour.

		Officers					Other Ranks					Total				
		2012	2013	2014	2015	2016	2012	2013	2014	2015	2016	2012	2013	2014	2015	2016
Tri-Service	Not ticked	75 **	85	75 **	85	75 **	85
	Ticked	25 **	15	25 **	15	25 **	15
	<i>Unweighted count</i>					2 331					5 416					7 747
Royal Navy	Not ticked	65 **	78	59 **	70	61 **	72
	Ticked	35 **	22	41 **	30	39 **	28
	<i>Unweighted count</i>					631					1 097					1 728
Royal Marines	Not ticked	78 **	87	89	88	87	88
	Ticked	22 **	13	11	12	13	12
	<i>Unweighted count</i>					153					1 229					1 382
Army	Not ticked	80 **	90	81 **	90	81 **	90
	Ticked	20 **	10	19 **	10	19 **	10
	<i>Unweighted count</i>					868					1 781					2 649
RAF	Not ticked	73 **	81	69 **	79	70 **	79
	Ticked	27 **	19	31 **	21	30 **	21
	<i>Unweighted count</i>					679					1 309					1 988

** denotes the estimate is significantly different to the 2016 estimate (99% confidence level).

SIMILAR TO A279 PRIOR TO 2015 BUT SUBSTANTIAL WORDING CHANGE REQUIRED NEW QUESTION.

AFCAS 2016 Section 15 - Your Leave

Source: Defence Statistics (Surveys)

Table B15.5 If you did not take all of your annual leave allowance within the last leave year, what was the reason for this? Not allowed.

		Officers					Other Ranks					Total					Percentages				
		2012	2013	2014	2015	2016	2012	2013	2014	2015	2016	2012	2013	2014	2015	2016	2012	2013	2014	2015	2016
Tri-Service	Not ticked	89	89	82	82	84	83	84	83
	Ticked	11	11	18	18	16	17	16	17
	<i>Unweighted count</i>					2 331					5 416					7 747					7 747
Royal Navy	Not ticked	88	91	77	80	80	83	80	83
	Ticked	12	9	23	20	20	17	20	17
	<i>Unweighted count</i>					631					1 097					1 728					1 728
Royal Marines	Not ticked	93	92	82	82	83	83	83	83
	Ticked	7	8	18	18	17	17	17	17
	<i>Unweighted count</i>					153					1 229					1 382					1 382
Army	Not ticked	90	90	82	80	84	82	84	82
	Ticked	10	10	18	20	16	18	16	18
	<i>Unweighted count</i>					868					1 781					2 649					2 649
RAF	Not ticked	89	88	85	88	86	88	86	88
	Ticked	11	12	15	12	14	12	14	12
	<i>Unweighted count</i>					679					1 309					1 988					1 988

** denotes the estimate is significantly different to the 2016 estimate (99% confidence level).

SIMILAR TO A280 PRIOR TO 2015 BUT SUBSTANTIAL WORDING CHANGE REQUIRED NEW QUESTION.

AFCAS 2016 Section 15 - Your Leave

Source: Defence Statistics (Surveys)

Table B15.6 If you did not take all of your annual leave allowance within the last leave year, what was the reason for this? Courses/training.

		Officers					Other Ranks					Total					Percentages				
		2012	2013	2014	2015	2016	2012	2013	2014	2015	2016	2012	2013	2014	2015	2016	2012	2013	2014	2015	2016
Tri-Service	Not ticked	76	77	72	71	73	72	73	72
	Ticked	24	23	28	29	27	28	27	28
	<i>Unweighted count</i>					2 331					5 416					7 747					7 747
Royal Navy	Not ticked	77	82	77	79	77	80	77	80
	Ticked	23	18	23	21	23	20	23	20
	<i>Unweighted count</i>					631					1 097					1 728					1 728
Royal Marines	Not ticked	79	77	71	68	72	69	72	69
	Ticked	21	23	29	32	28	31	28	31
	<i>Unweighted count</i>					153					1 229					1 382					1 382
Army	Not ticked	74	75	71	69	71	70	71	70
	Ticked	26	25	29	31	29	30	29	30
	<i>Unweighted count</i>					868					1 781					2 649					2 649
RAF	Not ticked	78	75	72	72	74	73	74	73
	Ticked	22	25	28	28	26	27	26	27
	<i>Unweighted count</i>					679					1 309					1 988					1 988

** denotes the estimate is significantly different to the 2016 estimate (99% confidence level).

SIMILAR TO A281 PRIOR TO 2015 BUT SUBSTANTIAL WORDING CHANGE REQUIRED NEW QUESTION.

AFCAS 2016 Section 15 - Your Leave

Source: Defence Statistics (Surveys)

Table B15.7 If you did not take all of your annual leave allowance within the last leave year, what was the reason for this? Workload.

		Officers					Other Ranks					Total					Percentages				
		2012	2013	2014	2015	2016	2012	2013	2014	2015	2016	2012	2013	2014	2015	2016	2012	2013	2014	2015	2016
Tri-Service	Not ticked	30	28	55	55	50	50	50	50
	Ticked	70	72	45	45	50	50	50	50
	<i>Unweighted count</i>					2 331					5 416					7 747					
Royal Navy	Not ticked	28	30	50 **	57	44 **	50	44 **	50
	Ticked	72	70	50 **	43	56 **	50	56 **	50
	<i>Unweighted count</i>					631					1 097					1 728					
Royal Marines	Not ticked	25	25	50 **	55	47 **	51	47 **	51
	Ticked	75	75	50 **	45	53 **	49	53 **	49
	<i>Unweighted count</i>					153					1 229					1 382					
Army	Not ticked	28	25	54	54	50	49	50	49
	Ticked	72	75	46	46	50	51	50	51
	<i>Unweighted count</i>					868					1 781					2 649					
RAF	Not ticked	35	33	59	59	53	53	53	53
	Ticked	65	67	41	41	47	47	47	47
	<i>Unweighted count</i>					679					1 309					1 988					

** denotes the estimate is significantly different to the 2016 estimate (99% confidence level).

SIMILAR TO A283 PRIOR TO 2015 BUT SUBSTANTIAL WORDING CHANGE REQUIRED NEW QUESTION.

AFCAS 2016 Section 15 - Your Leave

Source: Defence Statistics (Surveys)

Table B15.8 If you did not take all of your annual leave allowance within the last leave year, what was the reason for this? Undermanning.

		Officers					Other Ranks					Total					Percentages				
		2012	2013	2014	2015	2016	2012	2013	2014	2015	2016	2012	2013	2014	2015	2016	2012	2013	2014	2015	2016
Tri-Service	Not ticked	63	64	66	66	65	66	65	66
	Ticked	37	36	34	34	35	34	35	34
	<i>Unweighted count</i>					2 331					5 416					7 747					7 747
Royal Navy	Not ticked	71	68	61	64	63	65	63	65
	Ticked	29	32	39	36	37	35	37	35
	<i>Unweighted count</i>					631					1 097					1 728					1 728
Royal Marines	Not ticked	82	82	82	81	82	81	82	81
	Ticked	18	18	18	19	18	19	18	19
	<i>Unweighted count</i>					153					1 229					1 382					1 382
Army	Not ticked	63	65	70	70	69	69	69	69
	Ticked	37	35	30	30	31	31	31	31
	<i>Unweighted count</i>					868					1 781					2 649					2 649
RAF	Not ticked	57	59	54	55	55	56	55	56
	Ticked	43	41	46	45	45	44	45	44
	<i>Unweighted count</i>					679					1 309					1 988					1 988

** denotes the estimate is significantly different to the 2016 estimate (99% confidence level).

SIMILAR TO A284 PRIOR TO 2015 BUT SUBSTANTIAL WORDING CHANGE REQUIRED NEW QUESTION.

AFCAS 2016 Section 15 - Your Leave

Source: Defence Statistics (Surveys)

Table B15.9 If you did not take all of your annual leave allowance within the last leave year, what was the reason for this? I wanted to carry days over to the next leave year.

		Officers					Other Ranks					Total				
		2012	2013	2014	2015	2016	2012	2013	2014	2015	2016	2012	2013	2014	2015	2016
Tri-Service	Not ticked	84	84	72	70	74	73
	Ticked	16	16	28	30	26	27
	<i>Unweighted count</i>					2 331					5 416					7 747
Royal Navy	Not ticked	88	84	79 **	73	81 **	76
	Ticked	12	16	21 **	27	19 **	24
	<i>Unweighted count</i>					631					1 097					1 728
Royal Marines	Not ticked	89	90	82	80	83	81
	Ticked	11	10	18	20	17	19
	<i>Unweighted count</i>					153					1 229					1 382
Army	Not ticked	85	86	72	73	74	75
	Ticked	15	14	28	27	26	25
	<i>Unweighted count</i>					868					1 781					2 649
RAF	Not ticked	80	81	65	61	69	66
	Ticked	20	19	35	39	31	34
	<i>Unweighted count</i>					679					1 309					1 988

** denotes the estimate is significantly different to the 2016 estimate (99% confidence level).

SIMILAR TO A285 PRIOR TO 2015 BUT SUBSTANTIAL WORDING CHANGE REQUIRED NEW QUESTION.

AFCAS 2016 Section 15 - Your Leave

Source: Defence Statistics (Surveys)

Table B15.10 If you did not take all of your annual leave allowance within the last leave year, what was the reason for this? Other.

		Officers					Other Ranks					Total				
		2012	2013	2014	2015	2016	2012	2013	2014	2015	2016	2012	2013	2014	2015	2016
Tri-Service	Not ticked	91 **	93	93	94	92	94
	Ticked	9 **	7	7	6	8	6
	<i>Unweighted count</i>					2 331					5 416					7 747
Royal Navy	Not ticked	90	91	92	92	91	92
	Ticked	10	9	8	8	9	8
	<i>Unweighted count</i>					631					1 097					1 728
Royal Marines	Not ticked	94	94	92	93	92	93
	Ticked	6	6	8	7	8	7
	<i>Unweighted count</i>					153					1 229					1 382
Army	Not ticked	91	94	92	94	92	94
	Ticked	9	6	8	6	8	6
	<i>Unweighted count</i>					868					1 781					2 649
RAF	Not ticked	92	94	94	95	94	95
	Ticked	8	6	6	5	6	5
	<i>Unweighted count</i>					679					1 309					1 988

** denotes the estimate is significantly different to the 2016 estimate (99% confidence level).

SIMILAR TO A286 PRIOR TO 2015 BUT SUBSTANTIAL WORDING CHANGE REQUIRED NEW QUESTION.

AFCAS 2016 Section 15 - Your Leave

Source: Defence Statistics (Surveys)

Table B15.1 How satisfied are you with the following? My overall leave allowance i.e. annual leave, post operational leave (POL), post operational tour leave (POTL) for Army, Sea-Goers Leave (SGL) for RN/RM, leave carried over from previous years.

		Officers: Margin of error +/-%					Other Ranks: Margin of error +/-%					Total: Margin of error +/-%				
		2012	2013	2014	2015	2016	2012	2013	2014	2015	2016	2012	2013	2014	2015	2016
Tri-Service	Satisfied	1.7	1.7	1.7	1.8	1.6	2.0	2.2	1.8	2.1	1.6	1.7	1.9	1.5	1.7	1.4
	Neutral	1.3	1.3	1.3	1.3	1.3	1.7	1.8	1.5	1.7	1.4	1.4	1.5	1.2	1.4	1.2
	Dissatisfied	1.2	1.2	1.2	1.3	1.1	1.5	1.7	1.4	1.7	1.2	1.2	1.4	1.1	1.4	1.0
	<i>Unweighted count</i>															
Royal Navy	Satisfied	2.5	2.7	3.0	3.2	2.9	2.5	2.4	2.4	3.1	3.0	2.1	2.0	2.0	2.5	2.4
	Neutral	2.0	2.1	2.3	2.4	2.2	2.1	2.1	2.0	2.6	2.6	1.7	1.7	1.6	2.1	2.0
	Dissatisfied	1.8	1.8	2.2	2.3	2.0	1.9	1.8	2.0	2.4	2.3	1.6	1.4	1.6	1.9	1.8
	<i>Unweighted count</i>															
Royal Marines	Satisfied	4.1	4.2	3.3	4.3	4.7	2.3	2.2	1.8	2.1	1.9	2.1	2.0	1.6	1.9	1.8
	Neutral	3.3	3.2	2.7	3.6	3.9	2.0	2.0	1.6	1.9	1.7	1.8	1.8	1.5	1.7	1.6
	Dissatisfied	2.9	3.0	2.3	2.8	3.2	1.8	1.7	1.4	1.6	1.5	1.7	1.5	1.3	1.5	1.4
	<i>Unweighted count</i>															
Army	Satisfied	2.9	2.9	2.8	3.0	2.6	3.2	3.6	2.7	3.3	2.5	2.8	3.1	2.4	2.8	2.2
	Neutral	2.2	2.2	2.2	2.3	2.0	2.8	3.0	2.3	2.8	2.2	2.4	2.6	2.0	2.4	1.9
	Dissatisfied	2.0	2.1	2.0	2.3	1.9	2.3	2.7	2.1	2.7	1.9	2.0	2.3	1.8	2.3	1.6
	<i>Unweighted count</i>															
RAF	Satisfied	2.6	2.6	2.8	2.7	3.0	2.1	2.3	2.5	2.3	2.5	1.7	1.9	2.0	1.9	2.1
	Neutral	2.1	2.1	2.2	2.1	2.5	1.6	1.9	2.0	1.8	2.1	1.3	1.6	1.6	1.5	1.7
	Dissatisfied	1.8	1.7	1.8	1.9	1.9	1.4	1.5	1.8	1.6	1.7	1.2	1.2	1.4	1.3	1.4
	<i>Unweighted count</i>															

Key

- Margin of error less than 3%
- Margin of error 3% - 5%
- Margin of error 5% +

Margin of error is half the width of a 99% confidence interval. Darker colours indicate a greater degree of uncertainty in the estimate.

Table B15.2 How satisfied are you with the following? The opportunity to take leave when I want to.

		Officers: Margin of error +/-%					Other Ranks: Margin of error +/-%					Total: Margin of error +/-%				
		2012	2013	2014	2015	2016	2012	2013	2014	2015	2016	2012	2013	2014	2015	2016
Tri-Service	Satisfied	2.2	2.3	2.2	2.3	2.2	2.0	2.2	1.7	2.0	1.6	1.7	1.8	1.4	1.7	1.4
	Neutral	1.7	1.8	1.8	1.7	1.7	1.9	1.9	1.5	1.8	1.4	1.6	1.6	1.3	1.5	1.2
	Dissatisfied	2.1	2.2	2.1	2.1	2.0	2.1	2.3	1.8	2.1	1.7	1.8	2.0	1.5	1.7	1.4
	<i>Unweighted count</i>															
Royal Navy	Satisfied	3.4	3.8	3.7	3.9	3.8	2.5	2.5	2.3	3.1	3.1	2.1	2.1	2.0	2.6	2.5
	Neutral	2.7	3.0	2.9	3.0	2.9	2.3	2.1	2.0	2.7	2.7	1.9	1.8	1.7	2.2	2.2
	Dissatisfied	3.3	3.6	3.6	3.7	3.4	2.7	2.6	2.5	3.1	3.0	2.2	2.2	2.1	2.5	2.4
	<i>Unweighted count</i>															
Royal Marines	Satisfied	4.7	5.0	4.3	5.3	5.7	1.8	1.7	1.4	1.8	1.7	1.7	1.6	1.3	1.7	1.6
	Neutral	4.5	4.5	3.6	4.5	4.6	2.1	2.0	1.6	1.9	1.7	2.0	1.8	1.5	1.8	1.6
	Dissatisfied	5.2	5.4	4.4	5.3	5.5	2.3	2.2	1.8	2.1	1.9	2.2	2.0	1.7	2.0	1.8
	<i>Unweighted count</i>															
Army	Satisfied	3.7	4.0	3.7	3.9	3.6	3.1	3.4	2.5	3.2	2.4	2.7	3.0	2.2	2.8	2.1
	Neutral	2.9	3.0	3.0	2.9	2.8	3.0	3.1	2.4	2.8	2.2	2.6	2.7	2.1	2.4	1.9
	Dissatisfied	3.6	3.8	3.6	3.6	3.3	3.3	3.7	2.8	3.3	2.6	2.9	3.2	2.4	2.9	2.2
	<i>Unweighted count</i>															
RAF	Satisfied	3.7	3.6	3.9	3.7	4.1	2.6	2.9	3.0	2.9	3.0	2.2	2.4	2.5	2.4	2.5
	Neutral	2.9	2.8	3.1	2.8	3.2	2.1	2.2	2.3	2.3	2.4	1.8	1.8	1.9	1.9	2.0
	Dissatisfied	3.3	3.2	3.5	3.2	3.5	2.1	2.5	2.7	2.4	2.5	1.8	2.1	2.2	2.0	2.1
	<i>Unweighted count</i>															

Key

- Margin of error less than 3%
- Margin of error 3% - 5%
- Margin of error 5% +

Margin of error is half the width of a 99% confidence interval. Darker colours indicate a greater degree of uncertainty in the estimate.

AFCAS 2016 Section 15 - Your Leave

Source: Defence Statistics (Surveys)

Table B15.3 How satisfied are you with the following? The amount of leave I was able to take in the last 12 months.

		Officers: Margin of error +/-%					Other Ranks: Margin of error +/-%					Total: Margin of error +/-%				
		2012	2013	2014	2015	2016	2012	2013	2014	2015	2016	2012	2013	2014	2015	2016
Tri-Service	Satisfied	2.2	2.3	2.2	2.2	2.1	2.1	2.3	1.8	2.1	1.7	1.8	2.0	1.6	1.8	1.4
	Neutral	1.6	1.7	1.7	1.7	1.5	1.9	2.0	1.6	1.9	1.5	1.6	1.7	1.4	1.6	1.3
	Dissatisfied	1.9	2.0	2.0	1.9	1.8	1.6	2.0	1.6	1.7	1.3	1.4	1.7	1.3	1.4	1.1
	<i>Unweighted count</i>															
Royal Navy	Satisfied	3.3	3.7	3.7	3.8	3.5	2.7	2.6	2.5	3.2	3.1	2.2	2.2	2.1	2.6	2.5
	Neutral	2.4	2.9	2.7	3.0	2.5	2.3	2.2	2.2	2.6	2.6	1.9	1.8	1.8	2.1	2.1
	Dissatisfied	2.8	3.1	3.2	3.3	2.9	2.3	2.2	2.3	2.7	2.4	1.9	1.8	1.9	2.2	2.0
	<i>Unweighted count</i>															
Royal Marines	Satisfied	5.1	5.2	4.3	4.9	5.5	2.3	2.2	1.8	2.1	1.9	2.2	2.0	1.7	1.9	1.8
	Neutral	4.3	4.4	3.5	3.7	4.6	2.2	2.1	1.7	2.0	1.8	2.0	1.9	1.6	1.8	1.7
	Dissatisfied	4.0	4.0	3.2	3.9	4.1	1.9	1.7	1.5	1.6	1.4	1.8	1.6	1.4	1.5	1.4
	<i>Unweighted count</i>															
Army	Satisfied	3.7	3.9	3.7	3.8	3.4	3.4	3.7	2.8	3.3	2.6	2.9	3.2	2.5	2.9	2.2
	Neutral	2.8	2.9	2.8	2.8	2.5	3.0	3.2	2.5	3.0	2.3	2.6	2.8	2.2	2.6	2.0
	Dissatisfied	3.2	3.5	3.3	3.2	2.9	2.6	3.2	2.4	2.6	2.0	2.3	2.8	2.1	2.3	1.8
	<i>Unweighted count</i>															
RAF	Satisfied	3.5	3.5	3.9	3.6	3.8	2.3	2.7	2.9	2.6	2.8	2.0	2.2	2.4	2.2	2.3
	Neutral	2.6	2.5	3.0	2.7	2.8	1.9	2.2	2.3	2.1	2.3	1.6	1.8	1.9	1.8	1.9
	Dissatisfied	3.0	3.0	3.3	3.0	3.2	1.6	2.0	2.3	1.9	1.8	1.4	1.7	1.9	1.7	1.6
	<i>Unweighted count</i>															

Key

	Margin of error less than 3%
	Margin of error 3% - 5%
	Margin of error 5% +

Margin of error is half the width of a 99% confidence interval. Darker colours indicate a greater degree of uncertainty in the estimate.

AFCAS 2016 Section 15 - Your Leave

Source: Defence Statistics (Surveys)

Table B15.4 If you did not take all of your annual leave allowance within the last leave year, what was the reason for this? Operational tour.

		Officers: Margin of error +/-%					Other Ranks: Margin of error +/-%					Total: Margin of error +/-%				
		2012	2013	2014	2015	2016	2012	2013	2014	2015	2016	2012	2013	2014	2015	2016
Tri-Service	Not ticked	2.4	1.8	2.1	1.4	1.7	1.2
	Ticked	2.4	1.8	2.1	1.4	1.7	1.2
	<i>Unweighted count</i>															
Royal Navy	Not ticked	4.5	3.9	3.9	3.6	3.2	2.9
	Ticked	4.5	3.9	3.9	3.6	3.2	2.9
	<i>Unweighted count</i>															
Royal Marines	Not ticked	6.1	5.3	2.1	1.9	2.0	1.8
	Ticked	6.1	5.3	2.1	1.9	2.0	1.8
	<i>Unweighted count</i>															
Army	Not ticked	3.8	2.5	3.1	1.8	2.7	1.6
	Ticked	3.8	2.5	3.1	1.8	2.7	1.6
	<i>Unweighted count</i>															
RAF	Not ticked	3.9	3.6	3.3	3.0	2.7	2.4
	Ticked	3.9	3.6	3.3	3.0	2.7	2.4
	<i>Unweighted count</i>															

Key

	Margin of error less than 3%
	Margin of error 3% - 5%
	Margin of error 5% +

Margin of error is half the width of a 99% confidence interval. Darker colours indicate a greater degree of uncertainty in the estimate.

AFCAS 2016 Section 15 - Your Leave

Source: Defence Statistics (Surveys)

Table B15.5 If you did not take all of your annual leave allowance within the last leave year, what was the reason for this? Not allowed.

		Officers: Margin of error +/-%					Other Ranks: Margin of error +/-%					Total: Margin of error +/-%				
		2012	2013	2014	2015	2016	2012	2013	2014	2015	2016	2012	2013	2014	2015	2016
Tri-Service	Not ticked	1.7	1.6	2.1	1.7	1.7	1.4
	Ticked	1.7	1.6	2.1	1.7	1.7	1.4
	<i>Unweighted count</i>															
Royal Navy	Not ticked	3.1	2.7	3.4	3.2	2.7	2.5
	Ticked	3.1	2.7	3.4	3.2	2.7	2.5
	<i>Unweighted count</i>															
Royal Marines	Not ticked	3.8	4.4	2.6	2.2	2.3	2.0
	Ticked	3.8	4.4	2.6	2.2	2.3	2.0
	<i>Unweighted count</i>															
Army	Not ticked	2.9	2.6	3.3	2.6	2.8	2.2
	Ticked	2.9	2.6	3.3	2.6	2.8	2.2
	<i>Unweighted count</i>															
RAF	Not ticked	2.8	3.0	2.6	2.4	2.1	2.0
	Ticked	2.8	3.0	2.6	2.4	2.1	2.0
	<i>Unweighted count</i>															

Key

	Margin of error less than 3%
	Margin of error 3% - 5%
	Margin of error 5% +

Margin of error is half the width of a 99% confidence interval. Darker colours indicate a greater degree of uncertainty in the estimate.

AFCAS 2016 Section 15 - Your Leave

Source: Defence Statistics (Surveys)

Table B15.6 If you did not take all of your annual leave allowance within the last leave year, what was the reason for this? Courses/training.

		Officers: Margin of error +/-%					Other Ranks: Margin of error +/-%					Total: Margin of error +/-%				
		2012	2013	2014	2015	2016	2012	2013	2014	2015	2016	2012	2013	2014	2015	2016
Tri-Service	Not ticked	2.4	2.3	2.3	2.0	2.0	1.6
	Ticked	2.4	2.3	2.3	2.0	2.0	1.6
	<i>Unweighted count</i>															
Royal Navy	Not ticked	4.0	3.6	3.4	3.2	2.7	2.6
	Ticked	4.0	3.6	3.4	3.2	2.7	2.6
	<i>Unweighted count</i>															
Royal Marines	Not ticked	6.0	6.6	3.0	2.6	2.7	2.4
	Ticked	6.0	6.6	3.0	2.6	2.7	2.4
	<i>Unweighted count</i>															
Army	Not ticked	4.2	3.6	3.6	2.9	3.1	2.5
	Ticked	4.2	3.6	3.6	2.9	3.1	2.5
	<i>Unweighted count</i>															
RAF	Not ticked	3.6	4.0	3.2	3.3	2.6	2.7
	Ticked	3.6	4.0	3.2	3.3	2.6	2.7
	<i>Unweighted count</i>															

Key

	Margin of error less than 3%
	Margin of error 3% - 5%
	Margin of error 5% +

Margin of error is half the width of a 99% confidence interval. Darker colours indicate a greater degree of uncertainty in the estimate.

AFCAS 2016 Section 15 - Your Leave

Source: Defence Statistics (Surveys)

Table B15.7 If you did not take all of your annual leave allowance within the last leave year, what was the reason for this? Workload.

		Officers: Margin of error +/-%					Other Ranks: Margin of error +/-%					Total: Margin of error +/-%				
		2012	2013	2014	2015	2016	2012	2013	2014	2015	2016	2012	2013	2014	2015	2016
Tri-Service	Not ticked	2.5	2.4	2.5	2.1	2.1	1.7
	Ticked	2.5	2.4	2.5	2.1	2.1	1.7
	<i>Unweighted count</i>															
Royal Navy	Not ticked	4.3	4.3	4.0	3.8	3.2	3.1
	Ticked	4.3	4.3	4.0	3.8	3.2	3.1
	<i>Unweighted count</i>															
Royal Marines	Not ticked	6.4	6.9	3.3	2.8	3.0	2.6
	Ticked	6.4	6.9	3.3	2.8	3.0	2.6
	<i>Unweighted count</i>															
Army	Not ticked	4.2	3.7	3.9	3.1	3.4	2.7
	Ticked	4.2	3.7	3.9	3.1	3.4	2.7
	<i>Unweighted count</i>															
RAF	Not ticked	4.1	4.4	3.4	3.5	2.8	2.9
	Ticked	4.1	4.4	3.4	3.5	2.8	2.9
	<i>Unweighted count</i>															

Key

- Margin of error less than 3%
- Margin of error 3% - 5%
- Margin of error 5% +

Margin of error is half the width of a 99% confidence interval. Darker colours indicate a greater degree of uncertainty in the estimate.

AFCAS 2016 Section 15 - Your Leave

Source: Defence Statistics (Surveys)

Table B15.8 If you did not take all of your annual leave allowance within the last leave year, what was the reason for this? Undermanning.

		Officers: Margin of error +/-%					Other Ranks: Margin of error +/-%					Total: Margin of error +/-%				
		2012	2013	2014	2015	2016	2012	2013	2014	2015	2016	2012	2013	2014	2015	2016
Tri-Service	Not ticked	2.7	2.5	2.3	2.0	2.0	1.7
	Ticked	2.7	2.5	2.3	2.0	2.0	1.7
	<i>Unweighted count</i>															
Royal Navy	Not ticked	4.4	4.4	3.9	3.7	3.1	3.0
	Ticked	4.4	4.4	3.9	3.7	3.1	3.0
	<i>Unweighted count</i>															
Royal Marines	Not ticked	5.5	6.2	2.5	2.2	2.3	2.1
	Ticked	5.5	6.2	2.5	2.2	2.3	2.1
	<i>Unweighted count</i>															
Army	Not ticked	4.6	4.0	3.5	2.9	3.1	2.5
	Ticked	4.6	4.0	3.5	2.9	3.1	2.5
	<i>Unweighted count</i>															
RAF	Not ticked	4.3	4.6	3.5	3.6	2.9	3.0
	Ticked	4.3	4.6	3.5	3.6	2.9	3.0
	<i>Unweighted count</i>															

Key

- Margin of error less than 3%
- Margin of error 3% - 5%
- Margin of error 5% +

Margin of error is half the width of a 99% confidence interval. Darker colours indicate a greater degree of uncertainty in the estimate.

Table B15.9 If you did not take all of your annual leave allowance within the last leave year, what was the reason for this? I wanted to carry days over to the next leave year.

		Officers: Margin of error +/-%					Other Ranks: Margin of error +/-%					Total: Margin of error +/-%				
		2012	2013	2014	2015	2016	2012	2013	2014	2015	2016	2012	2013	2014	2015	2016
Tri-Service	Not ticked	2.0	1.9	2.4	2.0	2.0	1.6
	Ticked	2.0	1.9	2.4	2.0	2.0	1.6
	<i>Unweighted count</i>															
Royal Navy	Not ticked	3.1	3.5	3.3	3.5	2.6	2.8
	Ticked	3.1	3.5	3.3	3.5	2.6	2.8
	<i>Unweighted count</i>															
Royal Marines	Not ticked	4.6	4.6	2.6	2.2	2.3	2.1
	Ticked	4.6	4.6	2.6	2.2	2.3	2.1
	<i>Unweighted count</i>															
Army	Not ticked	3.3	3.0	3.8	2.9	3.2	2.4
	Ticked	3.3	3.0	3.8	2.9	3.2	2.4
	<i>Unweighted count</i>															
RAF	Not ticked	3.5	3.6	3.4	3.6	2.7	2.9
	Ticked	3.5	3.6	3.4	3.6	2.7	2.9
	<i>Unweighted count</i>															

Key

- Margin of error less than 3%
- Margin of error 3% - 5%
- Margin of error 5% +

Margin of error is half the width of a 99% confidence interval. Darker colours indicate a greater degree of uncertainty in the estimate.

AFCAS 2016 Section 15 - Your Leave

Source: Defence Statistics (Surveys)

Table B15.10 If you did not take all of your annual leave allowance within the last leave year, what was the reason for this? Other.

		Officers: Margin of error +/-%					Other Ranks: Margin of error +/-%					Total: Margin of error +/-%				
		2012	2013	2014	2015	2016	2012	2013	2014	2015	2016	2012	2013	2014	2015	2016
Tri-Service	Not ticked	1.6	1.3	1.4	1.0	1.2	0.9
	Ticked	1.6	1.3	1.4	1.0	1.2	0.9
	<i>Unweighted count</i>															
Royal Navy	Not ticked	2.9	2.6	2.2	2.2	1.8	1.8
	Ticked	2.9	2.6	2.2	2.2	1.8	1.8
	<i>Unweighted count</i>															
Royal Marines	Not ticked	3.6	3.9	1.8	1.4	1.6	1.3
	Ticked	3.6	3.9	1.8	1.4	1.6	1.3
	<i>Unweighted count</i>															
Army	Not ticked	2.7	2.0	2.2	1.5	1.9	1.3
	Ticked	2.7	2.0	2.2	1.5	1.9	1.3
	<i>Unweighted count</i>															
RAF	Not ticked	2.3	2.2	1.7	1.7	1.4	1.4
	Ticked	2.3	2.2	1.7	1.7	1.4	1.4
	<i>Unweighted count</i>															

Key

- Margin of error less than 3%
- Margin of error 3% - 5%
- Margin of error 5% +

Margin of error is half the width of a 99% confidence interval. Darker colours indicate a greater degree of uncertainty in the estimate.

AFCAS 2016 Section 16 - Your Health and Well-Being

Source: Defence Statistics (Surveys)

Table B16.1 If you have received Service-provided medical treatment (including mental healthcare) in the last 2 years, how satisfied were you with: Being able to access the medical care when I needed it.

		Officers					Other Ranks					Total				
		2012	2013	2014	2015	2016	2012	2013	2014	2015	2016	2012	2013	2014	2015	2016
Tri-Service	Satisfied	85	84	83	85	85	77	78	79	80	79	79	79	79	81	80
	Neutral	7	8 **	8 **	6	5	13	13	13	11	13	12	12	12	10	12
	Dissatisfied	8	8	9	9	9	10	9	9	9	8	9	9	9	9	9
	<i>Unweighted count</i>	2 941					7 802					10 743				
Royal Navy	Satisfied	85	84	82	82	86	75	74 **	75	78	78	77	77 **	77 **	79	80
	Neutral	7	8	9 **	9 **	5	16	16	15	13	13	14 **	14 **	13 **	12	11
	Dissatisfied	8	8	9	9	9	10	10	10	9	9	9	10	10	9	9
	<i>Unweighted count</i>	826					1 465					2 291				
Royal Marines	Satisfied	86	89	85 **	89	91	77	77	76	80	78	78	78	77	81	79
	Neutral	9 **	8	10 **	6	4	15	16	16	14	15	15	15	16	13	14
	Dissatisfied	5	4	5	5	5	8	7	7	7	7	8	7	7	7	7
	<i>Unweighted count</i>	258					2 274					2 532				
Army	Satisfied	86	84	84	85	84	79	79	79	80	79	80	80	80	81	80
	Neutral	7	8	8	5	6	13	14	13	11	14	12	13	12	10	12
	Dissatisfied	7 **	9	8	10	10	8	7	8	9	7	8	8	8	9	8
	<i>Unweighted count</i>	1 062					2 390					3 452				
RAF	Satisfied	82	82	80 **	86	86	74 **	77	80	80	79	76 **	78	80	81	81
	Neutral	7	10 **	9	6	5	11	10	10	9	10	10	10	10	9	9
	Dissatisfied	11	8	11	8	9	15 **	13	10	11	11	14 **	12	10	10	11
	<i>Unweighted count</i>	795					1 673					2 468				

** denotes the estimate is significantly different to the 2016 estimate (99% confidence level).

(1) not asked prior to 2010. (2) minor wording change in 2011 and 2015 (3) n/a option excluded from the analysis.

AFCAS 2016 Section 16 - Your Health and Well-Being

Source: Defence Statistics (Surveys)

Table B16.2 If you have received Service-provided medical treatment (including mental healthcare) in the last 2 years, how satisfied were you with: The medical treatment.

		Officers					Other Ranks					Total				
		2012	2013	2014	2015	2016	2012	2013	2014	2015	2016	2012	2013	2014	2015	2016
Tri-Service	Satisfied	85	86	75	74	77	76
	Neutral	8	8	14	16	13	14
	Dissatisfied	7	6	11	11	11	10
	<i>Unweighted count</i>					2 923					7 760					10 683
Royal Navy	Satisfied	83	85	72	72	75	75
	Neutral	11	9	14	15	14	14
	Dissatisfied	6	7	13	12	12	11
	<i>Unweighted count</i>					821					1 454					2 275
Royal Marines	Satisfied	87	87	76	74	77	75
	Neutral	8	6	15	17	15	16
	Dissatisfied	5	7	9	9	9	9
	<i>Unweighted count</i>					257					2 263					2 520
Army	Satisfied	85	87	75	73	77	75
	Neutral	8	7	14	17	13	15
	Dissatisfied	8	6	11	10	11	10
	<i>Unweighted count</i>					1 054					2 379					3 433
RAF	Satisfied	87	86	76	76	79	78
	Neutral	7	8	13	13	11	12
	Dissatisfied	6	6	11	11	10	10
	<i>Unweighted count</i>					791					1 664					2 455

** denotes the estimate is significantly different to the 2016 estimate (99% confidence level).

(1) new question in 2015. (2) n/a option excluded from the analysis.

AFCAS 2016 Section 16 - Your Health and Well-Being

Source: Defence Statistics (Surveys)

Table B16.3 If you have received Service-provided dental treatment in the last 2 years, how satisfied were you with: Being able to access the dental care when I needed it.

		Officers					Other Ranks					Total				
		2012	2013	2014	2015	2016	2012	2013	2014	2015	2016	2012	2013	2014	2015	2016
Tri-Service	Satisfied	84	85	83	83	83	83
	Neutral	6	6	10	11	9	10
	Dissatisfied	9	9	7	6	7	7
	<i>Unweighted count</i>					3 074					8 225					11 299
Royal Navy	Satisfied	82	85	82	83	82	83
	Neutral	8	7	10	10	10	9
	Dissatisfied	10	8	8	8	8	8
	<i>Unweighted count</i>					877					1 586					2 463
Royal Marines	Satisfied	90	88	82	80	83	81
	Neutral	5	6	13	14	12	13
	Dissatisfied	5	5	5	6	5	6
	<i>Unweighted count</i>					269					2 400					2 669
Army	Satisfied	85	85	83	83	84	83
	Neutral	5	6	10	12	9	11
	Dissatisfied	10	10	6	5	7	6
	<i>Unweighted count</i>					1 122					2 523					3 645
RAF	Satisfied	84	84	83	82	83	82
	Neutral	8	7	9	9	9	9
	Dissatisfied	9	9	8	9	9	9
	<i>Unweighted count</i>					806					1 716					2 522

** denotes the estimate is significantly different to the 2016 estimate (99% confidence level).

(1) new question in 2015. (2) n/a option excluded from the analysis.

AFCAS 2016 Section 16 - Your Health and Well-Being

Source: Defence Statistics (Surveys)

Table B16.4 If you have received Service-provided dental treatment in the last 2 years, how satisfied were you with: The dental treatment

		Officers					Other Ranks					Total						
		2012	2013	2014	2015	2016	2012	2013	2014	2015	2016	2012	2013	2014	2015	2016		
Tri-Service	Satisfied	90	90	89	90	91	86	84	85	86	85	86	85	86	87	86		
	Neutral	5	5	6	6	6	9 **	9	9 **	10	11	8 **	8	8 **	9	10		
	Dissatisfied	5	5 **	5 **	3	4	6 **	6 **	6 **	5	4	5 **	6 **	6 **	4	4		
	<i>Unweighted count</i>						3 047						8 188					
Royal Navy	Satisfied	91	90	89	90	91	85	85	85	85	85	87	86	86	86	86		
	Neutral	5	4	5	7	7	9	9	9	9	10	8	8	8	8	9		
	Dissatisfied	4	5 **	6 **	3	3	6	5	6	6	5	6	5	6	5	5		
	<i>Unweighted count</i>						870						1 583					
Royal Marines	Satisfied	93	94	89	93	92	83	81	80	82	81	84	82	81	83	82		
	Neutral	2	3	6	6	5	9 **	12	12	13	14	8 **	11	12	12	13		
	Dissatisfied	4	3	5	1	3	8 **	7	8 **	5	5	8 **	6	8 **	5	5		
	<i>Unweighted count</i>						265						2 388					
Army	Satisfied	88	90	89	91	91	86	83	85	86	85	86	84	85	87	86		
	Neutral	6	4	6	6	6	9	10	9 **	10	11	9	9	8 **	9	10		
	Dissatisfied	6	6	5	3	4	5	7 **	7 **	4	4	5	7 **	7 **	4	4		
	<i>Unweighted count</i>						1 111						2 513					
RAF	Satisfied	91	89	89	90	90	87	89	88	87	88	88	89	88	88	89		
	Neutral	5	6	6	7	6	7	6	8	8	8	7	6	7	8	7		
	Dissatisfied	4	5	5	3	4	6	5	4	4	4	5	5	4	4	4		
	<i>Unweighted count</i>						801						1 704					

** denotes the estimate is significantly different to the 2016 estimate (99% confidence level).

(1) minor wording and format change in 2015. (2) n/a option excluded from the analysis.

AFCAS 2016 Section 16 - Your Health and Well-Being

Source: Defence Statistics (Surveys)

Table B16.5 Overall, how satisfied are you with your life nowadays?

		Officers					Other Ranks					Total					Percentages				
		2012	2013	2014	2015	2016	2012	2013	2014	2015	2016	2012	2013	2014	2015	2016	2012	2013	2014	2015	2016
Tri-Service	Not at all	0	0	0	0	0	2	1	2	2	2	2	1	2	2	1	2	1	2	2	1
	1	1	0	1	1 **	0	1	1	2	1	2	1	1	1	1	1	1	1	1	1	1
	2	2	2	2	2	2	3	4	4	4	4	3	3	4	4	4	3	3	4	4	4
	3	6	7 **	6	5	5	7	7	8	8	8	7	7	7	7	7	7	7	7	7	7
	4	7	6	7	7	6	8	8	8	9	9	8	8	8	8	9	8	8	8	8	9
	5	9	9	8	8	8	13	14	13	12	13	12	13	12	11	12	12	13	12	11	12
	6	17	16	16	16	16	15 **	15	15	16	17	15 **	15	15	16	17	15 **	15	15	16	17
	7	25	28	26	28	27	23	22	22	23	22	23	23	23	24	23	23	23	23	24	23
	8	24	23	25	25	26	18	17	18	17	17	19	18	19	18	19	19	18	19	18	19
	9	7	7	6	7	8	5	6	5	5	5	6	6	5	5	5	6	6	5	5	5
	Completely	2	2	2	2	2	4 **	4	3	3	3	4 **	4	3	3	3	4 **	4	3	3	3
<i>Unweighted count</i>		3 312					8 787					12 099									
Royal Navy	Not at all	0	0	0	0	0	2	2	2	3	2	1	1	2	3	2	1	1	2	3	2
	1	1	0	1	0	0	1	1	2	1	1	1	1	2	1	1	1	1	2	1	1
	2	2	2	2	2	2	4	4	4	4	4	3	3	4	3	4	3	3	4	3	4
	3	5	5	5	6	6	8	7	8	9	8	7	7	7	8	7	7	7	7	8	7
	4	7	7	7	6	5	8	8	9	9	10	8	8	9	8	9	8	8	9	8	9
	5	7	9	8	8	7	13	14	13	14	12	12	13 **	12	12	11	12	13 **	12	12	11
	6	18	16	17	17	15	14	15	15	15	17	15	15	15	15	16	15	15	15	15	16
	7	28	29	26	30	28	24	24	22	22	21	24	25	23	24	23	24	25	23	24	23
	8	23	25	24	22 **	27	18	17	17	17	16	19	18	18	18	19	19	18	18	18	19
	9	7	6	7	7	8	6	5	5	4 **	6	6	5	6	5 **	6	6	5	6	5 **	6
	Completely	2	1	2	2	1	3	4	2	3	2	3	3	2	3	2	3	3	2	3	2
<i>Unweighted count</i>		945					1 688					2 633									
Royal Marines	Not at all	0	1	1	0	0	2	3	2	2	2	2	2	2	2	2	2	2	2	2	2
	1	1	0	..	0	..	2	2	1	2	2	2	1	1	1	1	2	1	1	1	1
	2	1	1	2	1	2	4	4	4	4	4	3	3	4	4	4	3	3	4	4	4
	3	4	4	1 **	4	5	8	7	7	6	7	8	6	7	6	6	8	6	7	6	6
	4	7	6	5	3	5	7	7	8	7	7	7	7	7	7	7	7	7	7	7	7
	5	6	7	7	8	8	13	15	14	14	15	12 **	14	13	14	14	12 **	14	13	14	14
	6	15	21 **	18	16	15	14 **	13 **	15	16	16	14	14	15	16	16	14	14	15	16	16
	7	24	24	27	25	22	21	22	20	22	21	22	22	21	22	21	22	22	21	22	21
	8	26	26	27	28	29	19	19	19	17	18	20	20	20	19	19	20	20	20	19	19
	9	13	8	10	10	10	5	6	5	5	5	6	6	6	6	6	6	6	6	6	6
	Completely	4	3	2	4	4	4	4	5 **	4	3	4	4	5 **	4	3	4	4	5 **	4	3
<i>Unweighted count</i>		292					2 591					2 883									

Army	Not at all	0	0	0	0	0	2	1	2	2	2	2	1	2	2	2
	1	1	1	0	1	0	1	2	2	2	2	1	2	1	2	2
	2	2	2	2	2	2	3	4	4	5	4	3	4	4	5	4
	3	7	8 **	6	4	5	8	8	8	8	8	8	8	8	8	8
	4	8 **	6	8	8	6	8	9	8	9	10	8	9	8	9	9
	5	10	9	9	8	9	13	15	14	12	14	13	14	13	12	13
	6	17	16	15	18	16	14	15	15	16	16	14	15	15	16	16
	7	24	27	26	26	27	22	19	21	23	21	22	20	21	23	22
	8	22	22	26	25	24	17	16	17	15	16	18	17	18	17	17
	9	7	7	6	6	8	5	6	5	5	4	6	6	5	5	5
	Completely	2	2	2	1	2	5	5	4	3	4	5	5	4	3	3
<i>Unweighted count</i>						1 191					2 657					3 848
RAF	Not at all	0	..	0	0	0	1	1	1	1	1	1	0	1	1	1
	1	0	0	1	1	0	1	1	1	1	1	1	1	1	1	1
	2	3	3	2	2	2	3	3	3	3	3	3	3	3	3	3
	3	6	6	6	5	5	5	6	6	7	7	5	6	6	7	6
	4	6	7	6	7	8	7	6	7	8	7	7	7	7	8	7
	5	8	9	7	7	7	10	11	11	11	10	10	10	10	10	9
	6	15	14	16	14	17	17	16 **	16 **	17	20	17	16 **	16 **	17	19
	7	27	29	28	30	27	26	29 **	26	25	24	26	29 **	27	26	25
	8	26	24	26	25	26	22	19	22	20	20	23	20	23	21	22
	9	7	7	6	7	6	6	6	5	5	5	6	6	5	5	6
	Completely	2	2	2	2	2	2	2	2	2	2	2	2	2	2	2
<i>Unweighted count</i>						884					1 851					2 735

** denotes the estimate is significantly different to the 2016 estimate (99% confidence level).

new question in 2012

AFCAS 2016 Section 16 - Your Health and Well-Being

Source: Defence Statistics (Surveys)

Table B16.6 Overall, how happy did you feel yesterday?

		Officers					Other Ranks					Total					Percentages					
		2012	2013	2014	2015	2016	2012	2013	2014	2015	2016	2012	2013	2014	2015	2016	2012	2013	2014	2015	2016	
Tri-Service	Not at all	1	1	0	1	1	3	3	3	4	3	3	2	3	3	3	3	2	3	3	3	
	1	1	1	1	2	1	3	3	3	3	3	3	3	3	3	3	3	3	3	3	2	
	2	4	4	4	3	3	6	5	5	5	5	6	5	5	5	5	6	5	5	5	5	
	3	6	7	7	6	6	8	8	8	8	8	7	8	8	8	8	7	8	8	8	8	
	4	8	7	8	8	7	9	9	9	9	9	9	9	8	9	9	9	9	8	9	9	
	5	10	10	11	11 **	9	14	13	14	14	15	13	13	13	13	13	13	13	13	13	13	14
	6	16	15	15	15	16	12	15	14	14	14	13	15	14	14	14	13	15	14	14	14	14
	7	22	23	23	23	24	17	17	17	18	16	18	18	18	18	19	18	18	18	19	18	18
	8	19 **	21	20	20	21	16	15	15	15	15	16	16	16	16	16	16	16	16	16	16	16
	9	9	7	9	7 **	9	7	6	7	6	6	7	6	7	6	6	7	6	7	6	6	7
	Completely	3	3	3	3	4	6	6	5	5	5	5	5	5	5	4	5	5	5	4	5	5
<i>Unweighted count</i>		3 310					8 773					12 083										
Royal Navy	Not at all	1	1	1	1	1	4	3	5	4	4	3	3	4	4	3	3	4	4	3	3	
	1	1	1	1	1	1	3	3	4	3	3	3	2	3 **	3	3	2	3	3	2	2	
	2	4	4	4	3	3	6	6	6	6	5	6	6	6	6	6	6	6	6	6	5	
	3	6	6	7	8	6	9	9	10	9	9	9	8	9	9	9	9	8	9	9	8	
	4	8	9	8	8	6	9	9	9	9	10	9	9	9	9	9	9	9	9	9	9	
	5	9	10	11	11	9	12	14	13	13	13	12	13	13	13	13	12	13	13	13	12	
	6	18	14	15	15	16	13	13	13	12	12	14	13	14	13	13	14	13	14	13	13	
	7	22	25	21	26	23	17	17	15	19	16	18	19	16	20	16	18	19	16	20	18	
	8	20	21	21	17 **	23	14	15	14	13	16	16	17	16	14 **	16	16	17	16	14 **	18	
	9	9	7	8	7	9	8	6	6	5 **	7	8	6	7	5 **	7	8	6	7	5 **	8	
	Completely	3	2	4	3	3	5	5	4	5	5	4	4	4	5	5	4	4	4	5	5	
<i>Unweighted count</i>		943					1 684					2 627										
Royal Marines	Not at all	2	2	1	0	1	4	5	3	4	4	4	4	3	4	4	4	4	3	4	3	
	1	1	1	0	0	1	4 **	3	3	2	3	4 **	3	3	2	3	4 **	3	3	2	3	
	2	2	1	2	1	2	6	5	5	5	5	5	5	5	5	5	5	5	5	5	5	
	3	4	4	3	6	6	7	8	8	8	8	7	7	7	8	8	7	7	7	8	7	
	4	7	8	5	7	6	8	7 **	8	8	9	8	7 **	7	8	8	8	7 **	7	8	8	
	5	10	12	11	8	11	14	14	14	15	15	13	13	14	14	15	13	13	14	14	15	
	6	12	13	16	11	12	12	12	12	14	13	12	12	13	13	13	12	12	13	13	13	
	7	19	24	22	25	21	16	18 **	16	16	15	16	19 **	17	17	16	16	19 **	17	17	16	
	8	26	23	26	26	24	15 **	16	16	16	17	16	17	17	17	17	16	17	17	17	18	
	9	11	9	10	9	9	7 **	6	6	6	6	8 **	7	7	6	6	8 **	7	7	6	6	
	Completely	6	4	4	5	7	6	6	7 **	6	6	6	6	7	6	6	6	6	7	6	6	
<i>Unweighted count</i>		294					2 585					2 879										

Army	Not at all	1	1	0	1	1	4	3	3	4	3	3	2	3	4	3
	1	1	2	1	2	1	3	3	3	4	3	3	3	3	4	3
	2	4	4	3	3	3	6	5	6	5	5	6	5	5	5	5
	3	7	7	7	5	6	8	8	8	8	9	7	8	8	8	8
	4	9	6	8	9	7	9	10	9	9	10	9	9	9	9	9
	5	11	10	10	12	9	15	14	14	14	16	14	13	14	14	15
	6	16	16	15	17	15	11	15	14	14	14	12	15	14	14	14
	7	21	22	22	22	24	15	15	16	17	16	16	16	17	18	17
	8	18	22	20	20	21	15	15	14	14	14	16	16	15	15	15
	9	8	6	9	6 **	9	6	6	7	6	6	7	6	7	6	6
	Completely	3	3	3	3	4	7	7	6	5	6	6	6	6	4	5
<i>Unweighted count</i>						1 186					2 655					3 841
RAF	Not at all	1	1	1	0	0	2	1	2	2	2	2	1	2	1	2
	1	1	1	1	2	1	2	2	2	2	2	2	2	2	2	2
	2	4	4	4	4	3	4	4	5	5	5	4	4	4	5	5
	3	6	7	7	6	6	7	6	7	8	7	7	6	7	8	7
	4	7	8	7	8	8	8	9	8	8	7	8	9	8	8	7
	5	10	10	11	10	8	11	11	13	13	13	11	11	13	12	12
	6	15	15	15	14	17	15	16	13	15	16	15	16	14 **	15	16
	7	25	24	25	24	24	21	22	19	19	19	22	22	20	20	20
	8	19	20	19	21	21	18	17	20	18	17	18	18	20	19	18
	9	10	9	9	7	9	8	6	7	6	7	8	7	7	6	8
	Completely	3	2	3	3	3	4	4	4	4	4	4	4	4	4	4
<i>Unweighted count</i>						887					1 849					2 736

** denotes the estimate is significantly different to the 2016 estimate (99% confidence level).

new question in 2012

AFCAS 2016 Section 16 - Your Health and Well-Being

Source: Defence Statistics (Surveys)

Table B16.7 Overall, how anxious did you feel yesterday?

		Officers					Other Ranks					Total					Percentages
		2012	2013	2014	2015	2016	2012	2013	2014	2015	2016	2012	2013	2014	2015	2016	
Tri-Service	Not at all	17	16 **	17	18	19	24	23	24	24	24	23	22	22	23	23	
	1	11	11	11	11	11	7	7	8	8	7	8	8	8	9	8	
	2	16	18 **	17	15	15	12	13 **	12 **	13 **	11	13	14 **	13 **	13 **	11	
	3	12	14	13	12	13	11	11	11	11	10	11	11	11	11	11	
	4	8	8	7	9	8	8	8	8	8	9	8	8	8	8	9	
	5	11	10	10	10	9	15	14	15	14	14	14	13	14	14	13	
	6	9	9	10	8	8	9	8	7	8	8	9	8	8	8	8	
	7	9	8	9	8	9	7	7	7 **	8	8	7	8	7 **	8	8	
	8	5	4 **	5	5	6	4 **	6	5	4 **	5	4 **	5	5	4 **	5	
	9	2	2	1	2	1	2	2	2	1	2	2	2	2	1	2	
	Completely	0	1	0	1	0	2	2	2	2	2	1	2	1	1	1	
<i>Unweighted count</i>		3 309					8 767					12 076					
Royal Navy	Not at all	17	14	16	16	17	23	24	25	26	26	22	21	23	24	24	
	1	13	11	10	9	12	9	7	7	9	8	10	8	8	9	9	
	2	17	19 **	16	16	15	16 **	13	14	12	12	16 **	14	14	13	13	
	3	14	14	15	15	12	11	11	11	12	11	11	12	12	12	11	
	4	7	9	8	9	8	9	7	8	8	8	8	8	8	8	8	
	5	9	10	9	9	10	13	15 **	14	13	12	12	14 **	13	12	11	
	6	9	9	9	9	9	7	8	7	7	7	8	8	8	8	8	
	7	8	7	8	9	9	6	8	6	6	8	7	7	7	7	8	
	8	5	4	6	6	6	3	4	4	4	5	4	4	5	4	5	
	9	1	2	1	1	2	2	1	2	1	2	2	1	2	1	2	
	Completely	0	1	1	0	1	1	2	1	2	2	1	1	1	2	1	
<i>Unweighted count</i>		944					1 685					2 629					
Royal Marines	Not at all	24	22	27	23	25	30	27 **	29 **	32	32	30	26 **	29	31	31	
	1	14	11	13	16	13	8	8	8	8	8	9	9	9	9	9	
	2	21	21	14	15	17	10	14 **	12	11	11	11	15 **	12	12	12	
	3	11	12	14	14	13	9	9	10 **	8	8	9	10	11 **	9	9	
	4	7	7	8	6	8	7	7	8	8	7	7	7	8	7	7	
	5	6	10	8	10	9	14	17 **	15	13	14	13	16 **	14	13	14	
	6	7	9	7	10 **	5	7	6	6	6	6	7	6	6	6	6	
	7	7	3	6	4	4	7	6	6	6	6	7	6	6	5	6	
	8	2	3	2	2	3	5	4	3	4	4	4	4	3	4	4	
	9	2	1	1	1	1	1	1	1 **	1	1	1	1	1 **	1	1	
	Completely	0	1	1	0	1	2	1	2	2	2	2	1	2	2	2	
<i>Unweighted count</i>		294					2 582					2 876					

Army	Not at all	17	17	18	18	20	24	23	23	23	22	23	22	22	22	22
	1	10	12	12	12	11	7	6	7	7	6	7	7	8	8	7
	2	16	17	17	13	15	10	12	11	12 **	9	11	12	12	12	10
	3	11	14	13	12	13	10	10	10	10	10	10	11	11	10	11
	4	9	8	7	9	8	8	9	8	8	9	8	8	8	8	9
	5	12	11	11	11	9	16	15	17	16	16	16	14	16	15	15
	6	9	8	8	8	8	9	8	8	8	9	9	8	8	8	9
	7	9	8	9	8	9	7	8	7 **	9	9	8	8	7 **	8	9
	8	4	4	4	6	6	4	6	5	4	6	4	6	5	4	6
	9	2	2	2	2	1	2	2	2	1	2	2	2	2	2	2
	Completely	0	1	0	1	0	2	2	2	2	2	2	2	2	2	2
<i>Unweighted count</i>						1 187					2 650					3 837
RAF	Not at all	16	17	15	17	19	23	23	24	24	24	21	22	22	23	22
	1	10	10	11	11	10	8	9	9	9	8	9	9	9	9	9
	2	16	18	17	19	15	15	15	15	14	13	15	15	15	15	14
	3	14	14	14	11	13	12	11	12	12	12	13	12	12	12	12
	4	8	8	6	8	7	8	8	8	8	9	8	8	8	8	8
	5	10	9	10	11	9	12	11	10	11	11	11	11	10	11	11
	6	9	9	12	9	9	8	8	7	8	8	8	8	8	8	8
	7	11	10	8	9	11	7	7	7	7	7	8	8	8	7	8
	8	5	4	5	4	6	4	5	4	5	5	4	5	5	5	5
	9	1	1	1	1	1	1	2	2	1	2	1	1	2	1	2
	Completely	0	0	0	0	1	1	1	1	1	1	1	1	1	1	1
<i>Unweighted count</i>						884					1 850					2 734

** denotes the estimate is significantly different to the 2016 estimate (99% confidence level).

new question in 2012

AFCAS 2016 Section 16 - Your Health and Well-Being

Source: Defence Statistics (Surveys)

Table B16.8 Overall, to what extent do you feel the things you do in your life are worthwhile?

		Officers					Other Ranks					Total					Percentages				
		2012	2013	2014	2015	2016	2012	2013	2014	2015	2016	2012	2013	2014	2015	2016	2012	2013	2014	2015	2016
Tri-Service	Not at all	0	0	0	0	0	2	1	2	2	2	2	1	2	2	2	2	1	2	2	2
	1	1	1	1	1	1	2	2	2	2	2	1	2	2	2	2	1	2	2	2	2
	2	1	2	1	1	1	3	3	4	4	4	3	3	3	3	3	3	3	3	3	3
	3	4	4	4	4	4	6	6	6	6	6	5	5	6	6	6	5	5	6	6	6
	4	5	6	6	5	5	7	7	7	7	8	6	7	7	7	7	6	7	7	7	7
	5	10	11	10	10	9	15	16	15	16	15	14	15	14	15	14	14	15	14	15	14
	6	15	14	14	13	13	13	14	14	14	15	14	14	14	14	14	14	14	14	14	14
	7	25	24	25	24	23	20	19	19	19	19	21	20	20	20	19	21	20	20	20	19
	8	23	24	23 **	24	26	19	17	17	16	17	19	18	18	18	19	19	18	18	18	19
	9	11	10	11	12	12	8	7	7	7	7	8	8	8	8	8	8	8	8	8	8
	Completely	5	6	6	5	6	6	8 **	6	6	6	6	7	6	6	6	6	7	6	6	6
<i>Unweighted count</i>		3 312					8 773					12 085									
Royal Navy	Not at all	0	0	0	0	0	3	2	3	3	2	2	1	2	2	2	2	1	2	2	2
	1	0	0	1	0	1	2	1	2	2	2	1	1	2	2	1	1	1	2	2	1
	2	2	2 **	1	1	1	3	4	5	4	4	3	3	4	3	3	3	3	4	3	3
	3	4	2 **	4	5	5	7	6	7	5	6	6	5	7	5	6	6	5	7	5	6
	4	5	6	5	5	4	7	7	8	7	8	6	7	7	7	7	6	7	7	7	7
	5	10	11	11	11	8	17	17	15	16	15	16	16	14	15	13	16	16	14	15	13
	6	16	17	15	15	14	12	13	12	13	14	13	14	13	13	14	13	14	13	13	14
	7	25	22	23	24	22	20	21	20	20	19	21	21	20	21	20	21	21	20	21	20
	8	23	26	23	24	27	16	18	17	18	18	18	20	18	19	20	18	20	18	19	20
	9	10	10	10	9	13	7	7	6	5	6	8	7	7	6 **	8	8	7	7	6 **	8
	Completely	4	4	6	5	6	6	5	7	6	5	6	5	6	6	6	6	5	6	6	6
<i>Unweighted count</i>		943					1 686					2 629									
Royal Marines	Not at all	1	..	1	0	1	3	2	3	3	3	3	2	3	3	3	3	2	3	3	3
	1	1	0	0	1	0	2	2	2	2	3	2	2	2	2	2	2	2	2	2	2
	2	1	1	1	1	2	4	4	5	5	5	4	4	4	4	4	4	4	4	4	4
	3	2	3	3	4	2	6	5	5	5	6	6	5	5	5	6	6	5	5	5	6
	4	4	5	4	3	4	6	6	7	7	6	6	6	7	6	6	6	6	7	6	6
	5	9	11	10	11	10	16	18	17	17	18	15	17	16	16	17	15	17	16	16	17
	6	12	13	14 **	12	10	12	12	12	13	12	12	13	12	13	12	12	13	12	13	12
	7	23	23	22	22	24	18	18	18	18	17	19	19	18	19	17	19	19	18	19	17
	8	26	26	25	27	25	18	18	17	17	18	19	19	18	18	18	19	19	18	18	18
	9	12	12	15	13	14	7	7	6	7	7	7	7	7	7	7	7	7	7	7	7
	Completely	9	6	6	6	8	8	7	9 **	7	6	8	7	9 **	7	6	8	7	9 **	7	6
<i>Unweighted count</i>		294					2 584					2 878									

Army	Not at all	..	0	0	0	0	2	2	2	3	3	2	1	2	2	2
	1	0	1	1	1	1	2	3	3	2	2	2	2	2	2	2
	2	1	2	1	1	1	3	3	4	4	4	3	3	3	3	3
	3	4	4	3	4	4	5	6	6	7	6	5	6	6	6	6
	4	5	6	7	6	6	7	8	8	7	8	7	7	8	7	8
	5	10	11	9	8	9	16	16	16	17	16	15	16	15	15	15
	6	16	12	15	13	13	13	15	14	15	15	14	14	14	14	15
	7	25	24	24	24	22	18	17	18	17	17	19	18	19	18	18
	8	23	23	22	24	26	18	15	16	14	16	19	16	17	16	17
	9	11	10	11	12	11	8	7	7	7	7	8	8	8	8	7
	Completely	5	6	6	5	6	7	9 **	6	7	6	7	8 **	6	6	6
<i>Unweighted count</i>						1 188					2 653					3 841
RAF	Not at all	0	0	0	0	0	1	1	1	1	1	1	1	1	1	1
	1	1	0	1	0	1	1	1	1	1	2	1	1	1	1	2
	2	1 **	1	1	1	2	2	2	3	3	2	2	2	2	2	2
	3	3	3	3	4	3	5	4	5	6	6	5	4	5	5	5
	4	5	5	6	4	6	6	7	6	7	7	6	6	6	6	6
	5	10	10	9	10	9	12	13	15	13	12	12	13	13	12	12
	6	14	14	13	13	12	15	15	14	14	15	15	15	14	14	14
	7	26	26	27	25	23	24	23	21	23	21	25	24	22	23	22
	8	25	24	23	26	25	21	21	21	20	21	22	22	22	21	22
	9	10	11	12	12	14	7	8	8	8	8	8	8	9	8	9
	Completely	5	5	5	5	6	5	5	5	5	5	5	5	5	5	5
<i>Unweighted count</i>						887					1 850					2 737

** denotes the estimate is significantly different to the 2016 estimate (99% confidence level).

new question in 2012

AFCAS 2016 Section 16 - Your Health and Well-Being

Source: Defence Statistics (Surveys)

Table B16.1 If you have received Service-provided medical treatment (including mental healthcare) in the last 2 years, how satisfied were you with: Being able to access the medical care when I needed it.

		Officers: Margin of error +/-%					Other Ranks: Margin of error +/-%					Total: Margin of error +/-%				
		2012	2013	2014	2015	2016	2012	2013	2014	2015	2016	2012	2013	2014	2015	2016
Tri-Service	Satisfied	1.7	1.8	1.8	1.8	1.7	1.9	2.0	1.6	1.8	1.5	1.6	1.7	1.4	1.6	1.3
	Neutral	1.2	1.4	1.3	1.2	1.1	1.6	1.7	1.3	1.5	1.3	1.3	1.4	1.1	1.2	1.1
	Dissatisfied	1.3	1.4	1.3	1.5	1.4	1.2	1.3	1.1	1.3	1.0	1.0	1.1	0.9	1.1	0.8
	<i>Unweighted count</i>															
Royal Navy	Satisfied	2.7	3.0	3.1	3.4	2.9	2.6	2.5	2.4	3.0	2.8	2.1	2.0	2.0	2.4	2.3
	Neutral	1.9	2.2	2.2	2.5	1.8	2.2	2.1	2.0	2.4	2.3	1.7	1.7	1.6	1.9	1.8
	Dissatisfied	2.0	2.1	2.3	2.5	2.3	1.8	1.7	1.7	2.1	2.0	1.5	1.4	1.4	1.7	1.6
	<i>Unweighted count</i>															
Royal Marines	Satisfied	4.0	3.6	3.3	3.8	3.6	2.1	2.0	1.7	1.9	1.7	2.0	1.8	1.5	1.7	1.6
	Neutral	3.3	3.1	2.8	3.0	2.6	1.8	1.7	1.5	1.6	1.5	1.7	1.6	1.3	1.5	1.4
	Dissatisfied	2.6	2.1	1.9	2.6	2.7	1.4	1.2	1.0	1.1	1.1	1.3	1.1	0.9	1.1	1.0
	<i>Unweighted count</i>															
Army	Satisfied	2.7	3.2	2.9	3.1	2.8	2.9	3.2	2.4	2.9	2.3	2.5	2.8	2.1	2.5	2.0
	Neutral	2.0	2.3	2.2	1.9	1.7	2.5	2.7	2.0	2.3	1.9	2.1	2.4	1.7	2.0	1.7
	Dissatisfied	2.0	2.4	2.1	2.6	2.3	1.8	2.0	1.6	2.0	1.4	1.6	1.8	1.4	1.8	1.2
	<i>Unweighted count</i>															
RAF	Satisfied	3.0	3.0	3.3	2.8	3.0	2.5	2.5	2.5	2.4	2.6	2.0	2.1	2.1	2.0	2.1
	Neutral	2.1	2.3	2.3	1.9	2.0	1.8	1.8	1.9	1.8	2.0	1.5	1.5	1.6	1.5	1.6
	Dissatisfied	2.4	2.1	2.6	2.2	2.4	2.0	2.0	1.9	1.9	2.0	1.6	1.6	1.6	1.5	1.7
	<i>Unweighted count</i>															

Key

- Margin of error less than 3%
- Margin of error 3% - 5%
- Margin of error 5% +

Margin of error is half the width of a 99% confidence interval. Darker colours indicate a greater degree of uncertainty in the estimate.

Table B16.2 If you have received Service-provided medical treatment (including mental healthcare) in the last 2 years, how satisfied were you with: The medical treatment.

		Officers: Margin of error +/-%					Other Ranks: Margin of error +/-%					Total: Margin of error +/-%				
		2012	2013	2014	2015	2016	2012	2013	2014	2015	2016	2012	2013	2014	2015	2016
Tri-Service	Satisfied	1.8	1.6	2.0	1.6	1.7	1.4
	Neutral	1.4	1.3	1.6	1.4	1.3	1.1
	Dissatisfied	1.3	1.1	1.5	1.1	1.2	0.9
	<i>Unweighted count</i>															
Royal Navy	Satisfied	3.3	3.0	3.2	3.1	2.6	2.5
	Neutral	2.7	2.3	2.5	2.5	2.1	2.0
	Dissatisfied	2.0	2.1	2.5	2.3	2.0	1.8
	<i>Unweighted count</i>															
Royal Marines	Satisfied	4.0	4.2	2.0	1.8	1.8	1.7
	Neutral	3.3	2.9	1.7	1.6	1.5	1.4
	Dissatisfied	2.5	3.2	1.3	1.2	1.2	1.1
	<i>Unweighted count</i>															
Army	Satisfied	3.2	2.6	3.2	2.5	2.7	2.1
	Neutral	2.3	2.0	2.5	2.1	2.2	1.8
	Dissatisfied	2.4	1.8	2.3	1.7	2.0	1.4
	<i>Unweighted count</i>															
RAF	Satisfied	2.7	2.9	2.6	2.8	2.1	2.3
	Neutral	2.0	2.4	2.1	2.2	1.7	1.8
	Dissatisfied	2.0	1.9	1.9	2.1	1.6	1.7
	<i>Unweighted count</i>															

Key

- Margin of error less than 3%
- Margin of error 3% - 5%
- Margin of error 5% +

Margin of error is half the width of a 99% confidence interval. Darker colours indicate a greater degree of uncertainty in the estimate.

AFCAS 2016 Section 16 - Your Health and Well-Being

Source: Defence Statistics (Surveys)

Table B16.3 If you have received Service-provided dental treatment in the last 2 years, how satisfied were you with: Being able to access the dental care when I needed it.

		Officers: Margin of error +/-%					Other Ranks: Margin of error +/-%					Total: Margin of error +/-%				
		2012	2013	2014	2015	2016	2012	2013	2014	2015	2016	2012	2013	2014	2015	2016
Tri-Service	Satisfied	1.8	1.7	1.7	1.4	1.4	1.2
	Neutral	1.2	1.1	1.4	1.2	1.2	1.0
	Dissatisfied	1.4	1.4	1.1	0.8	0.9	0.7
	<i>Unweighted count</i>															
Royal Navy	Satisfied	3.2	2.8	2.6	2.5	2.1	2.0
	Neutral	2.3	2.0	2.0	2.0	1.7	1.6
	Dissatisfied	2.5	2.2	1.8	1.7	1.5	1.4
	<i>Unweighted count</i>															
Royal Marines	Satisfied	3.5	3.8	1.7	1.6	1.6	1.5
	Neutral	2.5	2.9	1.5	1.4	1.4	1.3
	Dissatisfied	2.6	2.7	1.0	0.9	0.9	0.9
	<i>Unweighted count</i>															
Army	Satisfied	2.9	2.6	2.6	2.0	2.3	1.8
	Neutral	1.8	1.7	2.2	1.8	1.9	1.5
	Dissatisfied	2.4	2.2	1.6	1.2	1.4	1.0
	<i>Unweighted count</i>															
RAF	Satisfied	2.9	3.2	2.3	2.5	1.9	2.1
	Neutral	2.1	2.2	1.8	1.9	1.4	1.5
	Dissatisfied	2.2	2.5	1.6	1.8	1.4	1.5
	<i>Unweighted count</i>															

Key

- Margin of error less than 3%
- Margin of error 3% - 5%
- Margin of error 5% +

Margin of error is half the width of a 99% confidence interval. Darker colours indicate a greater degree of uncertainty in the estimate.

Table B16.4 If you have received Service-provided dental treatment in the last 2 years, how satisfied were you with: The dental treatment

		Officers: Margin of error +/-%					Other Ranks: Margin of error +/-%					Total: Margin of error +/-%				
		2012	2013	2014	2015	2016	2012	2013	2014	2015	2016	2012	2013	2014	2015	2016
Tri-Service	Satisfied	1.4	1.5	1.5	1.4	1.4	1.6	1.9	1.4	1.5	1.3	1.3	1.6	1.2	1.3	1.1
	Neutral	1.1	1.0	1.1	1.2	1.1	1.3	1.5	1.1	1.3	1.1	1.1	1.2	0.9	1.1	1.0
	Dissatisfied	1.0	1.1	1.0	0.9	0.9	1.0	1.3	0.9	0.9	0.7	0.9	1.1	0.8	0.8	0.6
	<i>Unweighted count</i>															
Royal Navy	Satisfied	2.0	2.4	2.4	2.5	2.3	2.0	1.9	1.9	2.5	2.4	1.7	1.6	1.6	2.0	1.9
	Neutral	1.5	1.6	1.7	2.2	2.0	1.6	1.6	1.6	1.9	2.0	1.3	1.3	1.3	1.6	1.6
	Dissatisfied	1.4	1.8	1.8	1.4	1.3	1.4	1.2	1.2	1.7	1.5	1.1	1.0	1.0	1.3	1.2
	<i>Unweighted count</i>															
Royal Marines	Satisfied	2.8	2.8	2.9	3.0	3.2	1.9	1.8	1.5	1.7	1.6	1.7	1.7	1.4	1.6	1.5
	Neutral	1.7	2.0	2.2	2.7	2.7	1.4	1.5	1.3	1.5	1.4	1.3	1.4	1.2	1.4	1.3
	Dissatisfied	2.2	2.0	1.9	1.4	1.9	1.3	1.2	1.0	1.0	0.9	1.2	1.1	1.0	0.9	0.8
	<i>Unweighted count</i>															
Army	Satisfied	2.5	2.5	2.4	2.4	2.1	2.5	3.0	2.1	2.4	2.0	2.2	2.6	1.8	2.1	1.7
	Neutral	1.8	1.7	1.9	1.9	1.7	2.0	2.3	1.6	2.1	1.7	1.8	2.0	1.4	1.8	1.5
	Dissatisfied	1.8	1.9	1.7	1.5	1.4	1.6	2.1	1.4	1.4	1.1	1.4	1.9	1.3	1.2	0.9
	<i>Unweighted count</i>															
RAF	Satisfied	2.2	2.4	2.5	2.3	2.6	1.9	1.9	2.1	2.0	2.1	1.6	1.6	1.7	1.7	1.7
	Neutral	1.7	1.8	1.9	2.0	2.0	1.5	1.4	1.7	1.7	1.7	1.2	1.2	1.4	1.4	1.4
	Dissatisfied	1.5	1.6	1.8	1.4	1.8	1.3	1.3	1.3	1.3	1.3	1.1	1.1	1.1	1.0	1.1
	<i>Unweighted count</i>															

Key

- Margin of error less than 3%
- Margin of error 3% - 5%
- Margin of error 5% +

Margin of error is half the width of a 99% confidence interval. Darker colours indicate a greater degree of uncertainty in the estimate.

AFCAS 2016 Section 16 - Your Health and Well-Being

Source: Defence Statistics (Surveys)

Table B16.5 Overall, how satisfied are you with your life nowadays?

		Officers: Margin of error +/-%					Other Ranks: Margin of error +/-%					Total: Margin of error +/-%				
		2012	2013	2014	2015	2016	2012	2013	2014	2015	2016	2012	2013	2014	2015	2016
Tri-Service	Not at all	0.2	0.1	0.2	0.3	0.3	0.7	0.5	0.6	0.7	0.5	0.6	0.4	0.5	0.5	0.4
	1	0.4	0.4	0.3	0.5	0.3	0.5	0.6	0.5	0.6	0.5	0.4	0.5	0.4	0.5	0.4
	2	0.6	0.7	0.7	0.7	0.7	0.8	1.0	0.7	1.0	0.7	0.7	0.8	0.6	0.8	0.6
	3	1.1	1.2	1.1	1.0	1.0	1.2	1.3	1.0	1.2	1.0	1.0	1.1	0.8	1.0	0.8
	4	1.2	1.1	1.2	1.2	1.1	1.2	1.4	1.0	1.2	1.0	1.0	1.1	0.8	1.1	0.9
	5	1.3	1.4	1.2	1.2	1.2	1.5	1.7	1.3	1.4	1.2	1.2	1.4	1.1	1.2	1.0
	6	1.7	1.7	1.6	1.8	1.7	1.4	1.7	1.3	1.5	1.3	1.2	1.4	1.1	1.3	1.1
	7	1.9	2.1	2.0	2.1	2.0	1.7	1.8	1.5	1.8	1.4	1.5	1.5	1.3	1.5	1.2
	8	1.9	1.9	2.0	2.0	2.0	1.6	1.7	1.4	1.5	1.3	1.4	1.5	1.2	1.3	1.1
	9	1.1	1.2	1.1	1.1	1.2	1.0	1.1	0.8	0.9	0.7	0.8	0.9	0.7	0.8	0.6
	Completely	0.6	0.6	0.6	0.6	0.6	0.9	1.1	0.7	0.8	0.6	0.8	0.9	0.6	0.6	0.5
	<i>Unweighted count</i>															
Royal Navy	Not at all	0.2	0.2	0.4	0.5	0.4	0.8	0.7	0.8	1.3	1.0	0.6	0.6	0.6	1.0	0.8
	1	0.6	0.4	0.6	0.5	0.3	0.6	0.6	0.7	0.8	0.8	0.5	0.5	0.6	0.6	0.6
	2	0.9	1.2	1.2	1.2	1.1	1.0	1.0	1.0	1.2	1.4	0.8	0.8	0.8	1.0	1.1
	3	1.6	1.7	1.6	1.8	1.7	1.5	1.4	1.4	1.9	1.8	1.2	1.1	1.2	1.5	1.4
	4	1.8	2.0	1.9	1.9	1.7	1.5	1.5	1.5	1.8	2.0	1.2	1.2	1.2	1.5	1.6
	5	1.8	2.2	2.1	2.2	2.0	1.8	1.8	1.7	2.2	2.1	1.5	1.5	1.4	1.8	1.7
	6	2.7	2.8	2.8	3.0	2.8	1.9	1.8	1.8	2.3	2.4	1.6	1.6	1.5	1.9	1.9
	7	3.1	3.4	3.3	3.6	3.4	2.3	2.2	2.1	2.6	2.5	1.9	1.9	1.8	2.2	2.1
	8	2.9	3.3	3.2	3.3	3.4	2.0	1.9	1.9	2.4	2.2	1.7	1.6	1.6	2.0	1.9
	9	1.7	1.8	2.0	2.0	2.0	1.2	1.1	1.1	1.2	1.4	1.0	0.9	1.0	1.0	1.2
	Completely	0.9	0.7	1.1	1.1	0.8	0.9	1.0	0.8	1.1	0.9	0.8	0.8	0.7	0.9	0.7
	<i>Unweighted count</i>															
Royal Marines	Not at all	0.6	0.9	0.6	..	0.7	0.7	0.8	0.5	0.6	0.6	0.6	0.7	0.5	0.6	0.5
	1	0.8	0.4	..	0.6	..	0.7	0.6	0.4	0.6	0.5	0.6	0.5	0.4	0.5	0.4
	2	1.0	0.7	1.1	1.2	1.6	0.9	0.9	0.8	0.9	0.8	0.8	0.8	0.7	0.8	0.7
	3	2.2	1.9	0.9	2.2	2.6	1.3	1.1	1.0	1.0	1.0	1.2	1.0	0.9	1.0	0.9
	4	2.7	2.6	2.0	1.9	2.5	1.2	1.1	1.0	1.1	1.0	1.1	1.0	0.9	1.0	0.9
	5	2.4	2.8	2.3	2.9	3.0	1.6	1.6	1.3	1.5	1.4	1.4	1.5	1.2	1.4	1.3
	6	3.8	4.5	3.4	4.0	4.1	1.6	1.5	1.3	1.6	1.4	1.5	1.4	1.2	1.5	1.3
	7	4.6	4.6	3.9	4.7	4.8	1.9	1.8	1.4	1.8	1.6	1.8	1.7	1.4	1.6	1.5
	8	4.7	4.9	3.9	4.9	5.3	1.8	1.7	1.4	1.6	1.5	1.7	1.6	1.3	1.5	1.4
	9	3.6	3.0	2.7	3.4	3.4	1.0	1.0	0.8	0.9	0.8	1.0	0.9	0.8	0.9	0.8
	Completely	2.1	1.8	1.3	2.1	2.2	0.9	0.8	0.8	0.8	0.7	0.9	0.8	0.7	0.7	0.6
	<i>Unweighted count</i>															

Army	Not at all	0.3	0.3	0.3	0.5	0.5	1.1	0.8	0.9	1.0	0.8	0.9	0.7	0.8	0.9	0.6
	1	0.7	0.7	0.5	0.9	0.4	0.8	1.0	0.8	1.0	0.7	0.7	0.9	0.7	0.9	0.6
	2	1.0	1.2	1.2	1.2	1.1	1.3	1.5	1.1	1.6	1.1	1.1	1.3	1.0	1.4	0.9
	3	1.9	2.2	1.8	1.6	1.6	1.9	2.1	1.5	1.9	1.5	1.6	1.8	1.3	1.6	1.3
	4	2.1	1.9	2.0	2.1	1.6	1.8	2.2	1.5	2.0	1.6	1.6	1.9	1.3	1.7	1.4
	5	2.3	2.3	2.1	2.1	2.0	2.4	2.7	2.0	2.2	1.8	2.1	2.3	1.7	1.9	1.6
	6	2.9	3.0	2.7	3.0	2.7	2.3	2.7	2.0	2.4	1.9	2.0	2.3	1.8	2.1	1.6
	7	3.2	3.6	3.3	3.5	3.2	2.7	2.8	2.2	2.8	2.1	2.4	2.5	2.0	2.4	1.9
	8	3.1	3.3	3.3	3.4	3.1	2.5	2.7	2.1	2.3	1.9	2.2	2.4	1.8	2.1	1.6
	9	1.9	2.0	1.7	1.9	2.0	1.5	1.7	1.2	1.4	1.0	1.3	1.5	1.1	1.2	0.9
	Completely	1.0	1.1	1.1	0.9	0.9	1.5	1.7	1.2	1.2	1.0	1.3	1.5	1.0	1.0	0.8
	<i>Unweighted count</i>															
RAF	Not at all	0.3	..	0.3	0.2	0.2	0.5	0.5	0.7	0.6	0.6	0.4	0.4	0.5	0.4	0.5
	1	0.5	0.3	0.7	0.6	0.5	0.4	0.5	0.6	0.5	0.5	0.4	0.4	0.5	0.4	0.4
	2	1.2	1.1	1.1	1.1	1.1	0.8	1.0	1.0	1.1	1.1	0.7	0.8	0.8	0.9	0.9
	3	1.7	1.7	1.9	1.7	1.7	1.2	1.4	1.5	1.6	1.6	1.0	1.1	1.3	1.3	1.3
	4	1.8	1.8	1.9	1.9	2.2	1.4	1.4	1.5	1.6	1.6	1.1	1.2	1.2	1.3	1.3
	5	2.0	2.1	1.9	2.0	2.1	1.6	1.8	1.9	1.8	1.8	1.3	1.5	1.6	1.5	1.5
	6	2.7	2.5	2.9	2.6	3.1	2.0	2.1	2.2	2.2	2.5	1.7	1.8	1.8	1.8	2.0
	7	3.3	3.3	3.5	3.5	3.7	2.3	2.6	2.7	2.5	2.6	1.9	2.2	2.2	2.1	2.2
	8	3.3	3.1	3.4	3.3	3.7	2.2	2.3	2.5	2.3	2.5	1.9	1.9	2.1	2.0	2.1
	9	1.9	1.9	1.9	1.9	1.9	1.3	1.4	1.3	1.2	1.3	1.1	1.1	1.1	1.0	1.1
	Completely	0.9	0.9	1.0	1.0	1.0	0.8	0.9	0.7	0.8	0.9	0.6	0.7	0.6	0.7	0.7
	<i>Unweighted count</i>															

Key

	Margin of error less than 3%
	Margin of error 3% - 5%
	Margin of error 5% +

Margin of error is half the width of a 99% confidence interval. Darker colours indicate a greater degree of uncertainty in the estimate.

AFCAS 2016 Section 16 - Your Health and Well-Being

Source: Defence Statistics (Surveys)

Table B16.6 Overall, how happy did you feel yesterday?

		Officers: Margin of error +/-%					Other Ranks: Margin of error +/-%					Total: Margin of error +/-%				
		2012	2013	2014	2015	2016	2012	2013	2014	2015	2016	2012	2013	2014	2015	2016
Tri-Service	Not at all	0.5	0.4	0.3	0.4	0.4	0.8	0.9	0.7	0.9	0.7	0.7	0.7	0.6	0.8	0.6
	1	0.5	0.6	0.5	0.7	0.5	0.8	0.8	0.7	0.9	0.6	0.7	0.7	0.6	0.7	0.5
	2	0.9	0.9	0.8	0.9	0.8	1.1	1.0	0.8	1.0	0.8	0.9	0.9	0.7	0.8	0.7
	3	1.1	1.2	1.2	1.1	1.0	1.1	1.3	1.0	1.2	1.0	1.0	1.1	0.9	1.0	0.8
	4	1.2	1.2	1.2	1.3	1.1	1.2	1.4	1.0	1.2	1.0	1.0	1.2	0.9	1.0	0.9
	5	1.4	1.4	1.4	1.5	1.3	1.5	1.6	1.3	1.5	1.3	1.3	1.4	1.1	1.3	1.1
	6	1.6	1.7	1.6	1.7	1.6	1.4	1.7	1.3	1.4	1.2	1.2	1.4	1.1	1.2	1.0
	7	1.8	2.0	1.9	2.0	1.9	1.5	1.6	1.3	1.6	1.3	1.3	1.4	1.2	1.3	1.1
	8	1.7	1.9	1.8	1.9	1.8	1.5	1.6	1.3	1.5	1.2	1.3	1.4	1.1	1.3	1.0
	9	1.3	1.2	1.3	1.2	1.3	1.0	1.1	0.9	1.0	0.8	0.9	0.9	0.8	0.8	0.7
	Completely	0.7	0.8	0.8	0.8	0.8	1.1	1.2	0.9	0.9	0.8	0.9	1.0	0.7	0.7	0.7
	<i>Unweighted count</i>															
Royal Navy	Not at all	0.6	0.7	0.7	0.7	0.6	1.1	1.0	1.1	1.4	1.4	0.9	0.8	0.9	1.1	1.1
	1	0.7	0.7	0.8	0.8	0.7	1.0	0.8	1.0	1.2	1.1	0.8	0.7	0.8	1.0	0.8
	2	1.3	1.5	1.5	1.4	1.4	1.3	1.3	1.3	1.6	1.4	1.1	1.1	1.0	1.3	1.1
	3	1.6	1.8	1.9	2.2	1.8	1.6	1.5	1.5	1.9	1.8	1.3	1.2	1.3	1.5	1.5
	4	1.9	2.2	2.1	2.1	1.9	1.5	1.5	1.5	1.9	2.0	1.3	1.2	1.2	1.5	1.6
	5	2.0	2.3	2.3	2.5	2.2	1.8	1.8	1.7	2.2	2.1	1.5	1.5	1.4	1.8	1.7
	6	2.7	2.7	2.7	2.8	2.8	1.8	1.7	1.7	2.1	2.0	1.5	1.5	1.5	1.7	1.7
	7	2.9	3.3	3.0	3.5	3.2	2.0	2.0	1.8	2.5	2.3	1.7	1.7	1.6	2.1	1.9
	8	2.8	3.1	3.1	3.0	3.2	1.9	1.8	1.8	2.1	2.2	1.6	1.6	1.5	1.8	1.9
	9	2.0	1.9	2.0	2.1	2.1	1.4	1.2	1.2	1.3	1.6	1.2	1.0	1.1	1.1	1.3
	Completely	1.2	1.1	1.4	1.3	1.3	1.1	1.1	1.0	1.4	1.4	0.9	0.9	0.9	1.1	1.1
	<i>Unweighted count</i>															
Royal Marines	Not at all	1.3	1.4	0.6	0.6	0.9	1.0	1.0	0.7	0.9	0.7	0.9	0.9	0.6	0.8	0.7
	1	1.1	1.1	0.6	0.6	1.3	1.0	0.8	0.7	0.6	0.6	0.9	0.7	0.6	0.6	0.6
	2	1.5	1.0	1.1	1.1	1.5	1.1	1.0	0.8	0.9	0.9	1.0	0.9	0.8	0.8	0.8
	3	2.2	2.0	1.5	2.6	2.7	1.2	1.2	1.0	1.2	1.0	1.1	1.1	0.9	1.1	1.0
	4	2.7	3.0	2.0	2.9	2.7	1.3	1.1	1.0	1.1	1.1	1.2	1.0	0.9	1.1	1.0
	5	3.1	3.6	2.8	3.0	3.5	1.6	1.5	1.3	1.5	1.4	1.5	1.4	1.2	1.4	1.3
	6	3.5	3.6	3.3	3.4	3.7	1.5	1.5	1.2	1.5	1.3	1.4	1.4	1.1	1.4	1.2
	7	4.2	4.7	3.6	4.7	4.7	1.7	1.7	1.3	1.6	1.4	1.6	1.6	1.2	1.5	1.3
	8	4.7	4.7	3.9	4.8	5.0	1.6	1.6	1.3	1.5	1.4	1.6	1.5	1.2	1.5	1.4
	9	3.4	3.1	2.7	3.2	3.4	1.2	1.1	0.9	1.0	0.8	1.1	1.0	0.8	0.9	0.8
	Completely	2.5	2.3	1.7	2.4	2.9	1.1	1.0	1.0	1.0	0.9	1.0	1.0	0.9	0.9	0.8
	<i>Unweighted count</i>															

Army	Not at all	0.9	0.6	0.5	0.8	0.7	1.4	1.4	1.1	1.5	1.0	1.2	1.2	0.9	1.3	0.9
	1	0.8	1.1	0.8	1.2	0.8	1.3	1.4	1.1	1.4	0.9	1.1	1.2	0.9	1.2	0.8
	2	1.5	1.5	1.4	1.5	1.3	1.7	1.7	1.3	1.6	1.2	1.5	1.4	1.1	1.4	1.0
	3	1.9	2.1	2.0	1.8	1.6	1.8	2.1	1.6	1.9	1.5	1.6	1.8	1.4	1.7	1.3
	4	2.2	1.9	2.0	2.2	1.8	1.9	2.3	1.6	1.9	1.5	1.7	2.0	1.4	1.6	1.3
	5	2.4	2.4	2.3	2.6	2.1	2.4	2.6	2.0	2.4	1.9	2.1	2.2	1.7	2.1	1.7
	6	2.8	2.9	2.7	3.0	2.6	2.1	2.7	1.9	2.3	1.8	1.9	2.3	1.7	2.0	1.6
	7	3.1	3.3	3.1	3.3	3.1	2.3	2.5	2.0	2.5	1.9	2.1	2.2	1.8	2.1	1.6
	8	2.9	3.3	3.0	3.2	2.9	2.4	2.6	1.9	2.3	1.8	2.1	2.2	1.7	2.0	1.6
	9	2.1	2.0	2.2	1.9	2.1	1.6	1.7	1.3	1.6	1.2	1.4	1.5	1.2	1.4	1.1
	Completely	1.2	1.5	1.2	1.3	1.4	1.7	2.0	1.4	1.4	1.2	1.5	1.7	1.2	1.2	1.0
	<i>Unweighted count</i>															
RAF	Not at all	0.6	0.7	0.6	0.5	0.5	0.7	0.7	0.9	0.8	1.0	0.6	0.6	0.7	0.6	0.8
	1	0.8	0.7	0.9	1.0	0.9	0.7	0.9	0.9	0.9	0.9	0.6	0.7	0.7	0.8	0.7
	2	1.4	1.3	1.5	1.4	1.4	1.1	1.2	1.3	1.3	1.4	0.9	1.0	1.0	1.0	1.1
	3	1.8	1.8	2.0	1.8	1.9	1.4	1.4	1.6	1.7	1.6	1.1	1.2	1.3	1.3	1.3
	4	1.9	2.0	2.0	2.1	2.2	1.4	1.7	1.7	1.6	1.5	1.2	1.4	1.4	1.3	1.3
	5	2.2	2.2	2.4	2.3	2.3	1.7	1.8	2.0	2.0	2.1	1.4	1.5	1.7	1.6	1.7
	6	2.7	2.6	2.8	2.7	3.1	1.9	2.1	2.0	2.1	2.3	1.6	1.8	1.7	1.7	1.9
	7	3.2	3.1	3.4	3.2	3.5	2.1	2.4	2.3	2.2	2.4	1.8	2.0	2.0	1.9	2.0
	8	2.9	3.0	3.0	3.1	3.3	2.0	2.2	2.4	2.2	2.2	1.7	1.8	2.0	1.9	1.9
	9	2.2	2.1	2.2	1.9	2.4	1.4	1.4	1.5	1.4	1.6	1.2	1.2	1.3	1.1	1.3
	Completely	1.2	1.1	1.3	1.3	1.3	1.1	1.2	1.2	1.2	1.2	0.9	0.9	1.0	1.0	1.0
	<i>Unweighted count</i>															

Key

	Margin of error less than 3%
	Margin of error 3% - 5%
	Margin of error 5% +

Margin of error is half the width of a 99% confidence interval. Darker colours indicate a greater degree of uncertainty in the estimate.

AFCAS 2016 Section 16 - Your Health and Well-Being

Source: Defence Statistics (Surveys)

Table B16.7 Overall, how anxious did you feel yesterday?

		Officers: Margin of error +/-%					Other Ranks: Margin of error +/-%					Total: Margin of error +/-%				
		2012	2013	2014	2015	2016	2012	2013	2014	2015	2016	2012	2013	2014	2015	2016
Tri-Service	Not at all	1.7	1.7	1.7	1.8	1.8	1.8	2.0	1.6	1.8	1.5	1.5	1.7	1.3	1.5	1.2
	1	1.3	1.5	1.4	1.5	1.4	1.0	1.1	1.0	1.1	0.9	0.9	1.0	0.8	1.0	0.8
	2	1.6	1.8	1.7	1.6	1.6	1.2	1.6	1.2	1.4	1.0	1.0	1.3	1.0	1.2	0.9
	3	1.4	1.6	1.5	1.5	1.5	1.3	1.5	1.1	1.3	1.1	1.1	1.2	1.0	1.1	0.9
	4	1.2	1.3	1.2	1.3	1.2	1.2	1.3	1.0	1.2	1.0	1.0	1.1	0.8	1.0	0.9
	5	1.4	1.4	1.4	1.4	1.3	1.6	1.7	1.4	1.6	1.3	1.3	1.4	1.2	1.3	1.1
	6	1.3	1.3	1.3	1.3	1.2	1.2	1.2	1.0	1.1	1.0	1.1	1.0	0.8	0.9	0.8
	7	1.3	1.3	1.3	1.3	1.3	1.1	1.2	0.9	1.2	1.0	0.9	1.0	0.8	1.0	0.8
	8	0.9	0.9	1.0	1.1	1.0	0.9	1.2	0.8	0.8	0.8	0.7	1.0	0.7	0.7	0.7
	9	0.6	0.6	0.5	0.6	0.5	0.7	0.7	0.6	0.5	0.5	0.6	0.6	0.5	0.4	0.4
	Completely	0.3	0.4	0.2	0.4	0.3	0.6	0.7	0.5	0.6	0.5	0.5	0.6	0.4	0.5	0.4
	<i>Unweighted count</i>															
Royal Navy	Not at all	2.6	2.6	2.8	2.9	2.8	2.3	2.2	2.2	2.9	2.8	1.9	1.8	1.8	2.3	2.2
	1	2.3	2.4	2.3	2.3	2.4	1.5	1.3	1.3	1.9	1.8	1.3	1.2	1.2	1.5	1.5
	2	2.6	3.0	2.7	2.9	2.7	1.9	1.7	1.8	2.0	2.0	1.6	1.5	1.5	1.7	1.7
	3	2.4	2.7	2.7	2.8	2.5	1.7	1.6	1.6	2.0	1.9	1.4	1.4	1.4	1.7	1.6
	4	1.8	2.2	2.0	2.3	2.1	1.5	1.4	1.4	1.7	1.7	1.3	1.2	1.2	1.4	1.4
	5	2.0	2.3	2.2	2.3	2.3	1.8	1.9	1.8	2.1	2.1	1.5	1.5	1.4	1.7	1.7
	6	2.0	2.2	2.2	2.3	2.2	1.4	1.4	1.3	1.7	1.7	1.2	1.2	1.1	1.4	1.4
	7	1.8	2.0	2.0	2.3	2.3	1.3	1.3	1.2	1.6	1.7	1.1	1.1	1.1	1.3	1.4
	8	1.6	1.4	1.8	1.9	1.8	1.0	1.0	1.0	1.2	1.4	0.8	0.9	0.9	1.0	1.1
	9	0.7	1.0	0.8	1.0	0.9	0.8	0.5	0.7	0.7	0.8	0.6	0.5	0.6	0.6	0.7
	Completely	0.4	0.6	0.7	0.5	0.6	0.7	0.7	0.6	1.0	0.9	0.5	0.6	0.5	0.8	0.7
	<i>Unweighted count</i>															
Royal Marines	Not at all	4.6	4.6	3.9	4.6	5.0	2.2	2.0	1.6	2.0	1.8	2.0	1.8	1.5	1.8	1.7
	1	3.7	3.4	3.0	4.0	3.9	1.3	1.2	1.0	1.1	1.1	1.2	1.1	1.0	1.1	1.0
	2	4.3	4.5	3.1	3.9	4.3	1.4	1.5	1.2	1.3	1.2	1.4	1.4	1.1	1.3	1.2
	3	3.4	3.6	3.1	3.8	3.9	1.3	1.3	1.1	1.2	1.1	1.2	1.2	1.0	1.1	1.1
	4	2.8	2.8	2.4	2.5	3.1	1.2	1.1	1.0	1.1	1.0	1.1	1.1	0.9	1.0	0.9
	5	2.5	3.3	2.3	3.2	3.2	1.6	1.7	1.3	1.5	1.4	1.5	1.5	1.2	1.4	1.3
	6	2.7	3.1	2.3	3.2	2.5	1.2	1.1	0.9	1.0	0.9	1.1	1.0	0.8	1.0	0.9
	7	2.7	1.8	2.1	2.2	2.4	1.2	1.0	0.9	1.0	0.9	1.1	0.9	0.8	0.9	0.9
	8	1.5	2.0	1.3	1.5	2.0	1.0	0.9	0.6	0.8	0.8	0.9	0.8	0.6	0.8	0.7
	9	1.4	1.0	0.7	0.9	1.0	0.5	0.5	0.3	0.5	0.5	0.5	0.4	0.3	0.4	0.4
	Completely	0.6	1.2	0.8	0.6	1.1	0.6	0.5	0.5	0.6	0.5	0.6	0.4	0.4	0.5	0.5
	<i>Unweighted count</i>															

Army	Not at all	2.9	3.0	2.9	3.1	2.9	2.9	3.1	2.4	2.8	2.2	2.5	2.7	2.1	2.4	1.9
	1	2.2	2.6	2.4	2.6	2.2	1.6	1.8	1.4	1.8	1.3	1.4	1.6	1.3	1.6	1.1
	2	2.8	3.0	2.8	2.7	2.6	1.9	2.5	1.7	2.2	1.4	1.7	2.1	1.5	1.9	1.3
	3	2.3	2.8	2.5	2.6	2.5	2.1	2.3	1.7	2.0	1.6	1.8	2.0	1.5	1.7	1.4
	4	2.1	2.1	1.9	2.3	1.9	1.9	2.0	1.5	1.8	1.5	1.6	1.8	1.3	1.6	1.3
	5	2.4	2.5	2.3	2.4	2.0	2.6	2.7	2.2	2.6	1.9	2.2	2.3	1.9	2.2	1.7
	6	2.2	2.2	2.1	2.2	2.0	2.0	1.9	1.5	1.8	1.5	1.8	1.7	1.3	1.5	1.3
	7	2.1	2.1	2.2	2.2	2.0	1.8	1.9	1.3	1.9	1.5	1.5	1.7	1.2	1.6	1.3
	8	1.6	1.5	1.5	1.8	1.7	1.4	1.9	1.3	1.3	1.2	1.2	1.6	1.1	1.1	1.1
	9	1.1	1.2	1.0	1.2	0.9	1.1	1.1	0.9	0.8	0.7	1.0	0.9	0.8	0.7	0.6
	Completely	0.5	0.7	0.3	0.7	0.4	0.9	1.1	0.8	1.0	0.8	0.8	1.0	0.7	0.9	0.6
	<i>Unweighted count</i>															
RAF	Not at all	2.7	2.8	2.8	2.9	3.2	2.2	2.5	2.6	2.5	2.7	1.9	2.0	2.1	2.1	2.2
	1	2.2	2.2	2.5	2.4	2.4	1.4	1.6	1.7	1.7	1.7	1.2	1.3	1.4	1.4	1.4
	2	2.7	2.8	2.9	2.9	2.9	1.9	2.0	2.2	2.1	2.1	1.6	1.7	1.8	1.7	1.7
	3	2.6	2.5	2.7	2.4	2.8	1.7	1.9	2.0	1.9	1.9	1.4	1.5	1.7	1.6	1.6
	4	2.0	2.0	1.9	2.1	2.1	1.4	1.5	1.7	1.5	1.8	1.2	1.3	1.4	1.3	1.4
	5	2.3	2.2	2.4	2.4	2.4	1.7	1.8	1.8	1.9	2.0	1.4	1.5	1.5	1.5	1.6
	6	2.2	2.1	2.5	2.1	2.3	1.4	1.6	1.6	1.6	1.7	1.2	1.3	1.3	1.3	1.4
	7	2.3	2.2	2.1	2.2	2.6	1.4	1.5	1.5	1.4	1.6	1.2	1.2	1.3	1.2	1.4
	8	1.7	1.4	1.8	1.5	1.9	1.1	1.2	1.2	1.3	1.4	0.9	1.0	1.0	1.0	1.1
	9	0.8	0.8	0.7	0.8	0.9	0.7	0.7	0.9	0.7	0.8	0.5	0.6	0.7	0.6	0.6
	Completely	0.3	0.2	0.4	0.3	0.6	0.6	0.7	0.6	0.5	0.6	0.4	0.5	0.4	0.4	0.5
	<i>Unweighted count</i>															

Key

	Margin of error less than 3%
	Margin of error 3% - 5%
	Margin of error 5% +

Margin of error is half the width of a 99% confidence interval. Darker colours indicate a greater degree of uncertainty in the estimate.

AFCAS 2016 Section 16 - Your Health and Well-Being

Source: Defence Statistics (Surveys)

Table B16.8 Overall, to what extent do you feel the things you do in your life are worthwhile?

		Officers: Margin of error +/-%					Other Ranks: Margin of error +/-%					Total: Margin of error +/-%				
		2012	2013	2014	2015	2016	2012	2013	2014	2015	2016	2012	2013	2014	2015	2016
Tri-Service	Not at all	0.1	0.2	0.2	0.3	0.2	0.6	0.6	0.6	0.7	0.6	0.5	0.5	0.5	0.6	0.5
	1	0.3	0.4	0.4	0.5	0.4	0.6	0.9	0.6	0.7	0.5	0.5	0.7	0.5	0.6	0.4
	2	0.5	0.6	0.5	0.5	0.5	0.8	0.9	0.7	0.9	0.7	0.7	0.8	0.6	0.8	0.6
	3	0.8	0.9	0.8	1.0	0.8	1.0	1.1	0.9	1.1	0.9	0.8	0.9	0.8	1.0	0.7
	4	1.0	1.1	1.1	1.1	1.0	1.1	1.3	1.0	1.1	1.0	0.9	1.1	0.8	1.0	0.8
	5	1.4	1.4	1.3	1.4	1.3	1.6	1.8	1.3	1.6	1.3	1.3	1.5	1.1	1.4	1.1
	6	1.6	1.6	1.6	1.6	1.5	1.5	1.6	1.3	1.5	1.3	1.2	1.4	1.1	1.3	1.1
	7	1.9	2.0	2.0	2.0	1.9	1.6	1.7	1.4	1.6	1.3	1.4	1.4	1.2	1.3	1.1
	8	1.9	2.0	1.9	2.0	2.0	1.6	1.7	1.3	1.4	1.2	1.4	1.4	1.1	1.2	1.1
	9	1.4	1.4	1.4	1.5	1.5	1.1	1.2	0.9	1.1	0.8	1.0	1.0	0.8	0.9	0.7
	Completely	0.9	1.1	1.0	1.0	1.1	1.0	1.4	0.9	1.0	0.8	0.9	1.1	0.8	0.9	0.7
	<i>Unweighted count</i>															
Royal Navy	Not at all	0.4	0.4	0.5	0.4	0.5	0.9	0.7	0.8	1.2	1.1	0.7	0.6	0.7	0.9	0.8
	1	0.4	0.5	0.6	0.6	0.6	0.7	0.6	0.7	1.0	0.9	0.6	0.5	0.6	0.8	0.7
	2	0.9	1.1	0.9	0.8	0.6	1.0	1.0	1.1	1.3	1.3	0.8	0.8	0.9	1.0	1.0
	3	1.4	1.1	1.6	1.8	1.6	1.4	1.2	1.4	1.5	1.6	1.1	1.0	1.1	1.2	1.3
	4	1.5	1.7	1.7	1.7	1.6	1.4	1.4	1.4	1.7	1.8	1.1	1.1	1.1	1.4	1.4
	5	2.1	2.4	2.3	2.5	2.1	2.1	2.0	1.8	2.4	2.3	1.7	1.6	1.5	1.9	1.8
	6	2.6	2.9	2.7	2.8	2.7	1.8	1.8	1.7	2.1	2.2	1.5	1.5	1.4	1.7	1.8
	7	3.0	3.2	3.2	3.4	3.2	2.1	2.1	2.0	2.5	2.4	1.8	1.8	1.7	2.1	2.0
	8	2.9	3.3	3.2	3.3	3.4	1.9	1.9	1.9	2.4	2.3	1.6	1.7	1.6	2.0	1.9
	9	2.1	2.2	2.3	2.3	2.5	1.4	1.3	1.2	1.3	1.4	1.2	1.1	1.1	1.2	1.2
	Completely	1.4	1.5	1.7	1.8	1.7	1.3	1.1	1.3	1.6	1.4	1.1	0.9	1.1	1.3	1.2
	<i>Unweighted count</i>															
Royal Marines	Not at all	0.9	..	0.6	0.6	0.9	0.8	0.7	0.6	0.8	0.7	0.7	0.6	0.6	0.7	0.6
	1	0.9	0.4	0.5	1.2	0.7	0.7	0.6	0.5	0.6	0.6	0.6	0.6	0.5	0.6	0.6
	2	1.2	1.2	0.8	1.1	1.7	1.0	0.9	0.8	0.9	0.8	0.9	0.8	0.7	0.8	0.8
	3	1.6	2.0	1.5	2.1	1.7	1.1	1.0	0.8	1.0	1.0	1.0	0.9	0.8	0.9	0.9
	4	2.0	2.2	1.7	1.9	2.4	1.1	1.1	0.9	1.1	0.9	1.0	1.0	0.9	1.0	0.9
	5	3.1	3.4	2.6	3.4	3.4	1.7	1.7	1.4	1.6	1.5	1.6	1.6	1.3	1.5	1.4
	6	3.5	3.8	3.1	3.5	3.4	1.5	1.5	1.2	1.4	1.3	1.4	1.4	1.1	1.3	1.2
	7	4.6	4.6	3.7	4.6	4.9	1.8	1.7	1.4	1.6	1.4	1.7	1.6	1.3	1.5	1.4
	8	4.7	4.9	3.8	4.8	4.9	1.8	1.7	1.3	1.6	1.4	1.7	1.6	1.3	1.5	1.4
	9	3.5	3.6	3.2	3.7	4.0	1.2	1.0	0.8	1.0	0.9	1.1	1.0	0.8	1.0	0.9
	Completely	3.1	2.6	2.1	2.6	3.2	1.2	1.1	1.0	1.0	0.9	1.2	1.0	1.0	1.0	0.9
	<i>Unweighted count</i>															

Army	Not at all	..	0.3	0.3	0.5	0.4	1.0	1.0	0.9	1.2	0.9	0.9	0.9	0.8	1.0	0.8
	1	0.5	0.8	0.6	1.0	0.8	1.0	1.4	0.9	1.1	0.8	0.8	1.2	0.8	0.9	0.7
	2	0.9	1.2	0.8	1.0	0.9	1.3	1.5	1.1	1.5	1.0	1.1	1.3	1.0	1.3	0.9
	3	1.4	1.7	1.4	1.6	1.4	1.6	1.8	1.4	1.8	1.3	1.4	1.5	1.2	1.6	1.1
	4	1.6	1.9	1.9	1.9	1.7	1.8	2.1	1.5	1.8	1.5	1.6	1.8	1.3	1.6	1.3
	5	2.3	2.5	2.2	2.2	2.1	2.5	2.8	2.1	2.6	1.9	2.2	2.4	1.8	2.2	1.7
	6	2.7	2.7	2.7	2.7	2.5	2.3	2.6	2.0	2.4	1.9	2.0	2.3	1.7	2.0	1.6
	7	3.2	3.5	3.2	3.4	3.0	2.5	2.6	2.1	2.4	1.9	2.2	2.3	1.9	2.1	1.7
	8	3.1	3.3	3.1	3.4	3.2	2.6	2.6	2.0	2.2	1.8	2.3	2.3	1.8	1.9	1.6
	9	2.4	2.4	2.3	2.6	2.2	1.8	1.8	1.4	1.7	1.2	1.6	1.6	1.3	1.5	1.1
	Completely	1.6	2.0	1.8	1.7	1.7	1.7	2.2	1.4	1.6	1.2	1.5	1.9	1.2	1.4	1.1
<i>Unweighted count</i>																
RAF	Not at all	0.2	0.3	0.5	0.3	0.2	0.6	0.6	0.6	0.7	0.7	0.5	0.5	0.5	0.5	0.5
	1	0.7	0.5	0.6	0.4	0.6	0.5	0.6	0.8	0.7	0.9	0.4	0.5	0.6	0.5	0.7
	2	0.6	0.8	0.9	0.8	1.2	0.8	0.9	1.0	1.0	1.0	0.6	0.7	0.8	0.8	0.8
	3	1.4	1.2	1.3	1.5	1.3	1.2	1.2	1.4	1.5	1.5	1.0	1.0	1.2	1.2	1.2
	4	1.6	1.6	1.8	1.5	1.9	1.2	1.5	1.4	1.5	1.6	1.0	1.2	1.2	1.2	1.3
	5	2.2	2.2	2.3	2.3	2.4	1.7	2.0	2.2	2.0	2.0	1.4	1.6	1.8	1.6	1.7
	6	2.6	2.5	2.6	2.6	2.6	1.9	2.1	2.1	2.0	2.2	1.6	1.7	1.7	1.7	1.8
	7	3.3	3.2	3.5	3.3	3.5	2.3	2.4	2.5	2.5	2.5	1.9	2.0	2.1	2.0	2.1
	8	3.2	3.1	3.3	3.3	3.6	2.2	2.3	2.4	2.3	2.5	1.8	1.9	2.0	1.9	2.1
	9	2.2	2.3	2.6	2.4	2.9	1.3	1.5	1.6	1.5	1.6	1.2	1.3	1.4	1.3	1.4
	Completely	1.6	1.6	1.7	1.6	1.9	1.2	1.3	1.3	1.3	1.3	1.0	1.1	1.1	1.0	1.1
<i>Unweighted count</i>																

Key

	Margin of error less than 3%
	Margin of error 3% - 5%
	Margin of error 5% +

Margin of error is half the width of a 99% confidence interval. Darker colours indicate a greater degree of uncertainty in the estimate.

AFCAS 2016 Section 17 - Fitness, Sport and Adventure Training

Source: Defence Statistics (Surveys)

Table B17.1 How satisfied are you with the following? [Service] sport, exercise and fitness facilities in general.

		Officers					Other Ranks					Total						
		2012	2013	2014	2015	2016	2012	2013	2014	2015	2016	2012	2013	2014	2015	2016		
Tri-Service	Satisfied	77	80	79	79	78	78 **	75	76 **	75	74	78 **	76	76 **	76 **	74		
	Neutral	13	12	12	11	12	15 **	15	15 **	14 **	17	14 **	15	14 **	14 **	16		
	Dissatisfied	11	9	9	9	10	7 **	9	10	10	10	8 **	9	9	10	10		
	<i>Unweighted count</i>						3 322						8 794					
Royal Navy	Satisfied	84 **	84	84	80	81	80 **	80	78	78	77	81 **	81 **	79	78	78		
	Neutral	11	12	10	12	12	14	14	15	14	15	13	13	14	14	14		
	Dissatisfied	5 **	5 **	6	7	7	6	7	7	8	7	6 **	6	7	8	7		
	<i>Unweighted count</i>						947						1 692					
Royal Marines	Satisfied	85	82	88 **	81	84	75 **	72	76 **	74 **	72	76 **	73	78 **	75	73		
	Neutral	9	12	9	11	10	14 **	15 **	14 **	15 **	17	14 **	15	14 **	15 **	16		
	Dissatisfied	6	6	4 **	9	6	11	12 **	9 **	11	11	10	12 **	9 **	10	10		
	<i>Unweighted count</i>						296						2 592					
Army	Satisfied	72 **	77	77	79	78	76 **	72	73	73	72	75	73	74	74	73		
	Neutral	13	12	12	11	11	17	18	16	15	18	16	17	15	15	17		
	Dissatisfied	15 **	11	11	10	11	8 **	10	11	12	10	9 **	10	11	12	11		
	<i>Unweighted count</i>						1 192						2 663					
RAF	Satisfied	80	81 **	79	80	76	83 **	82 **	81 **	81 **	77	82 **	82 **	81 **	81 **	77		
	Neutral	12	11	14	12	14	10 **	10 **	11 **	11 **	14	10 **	10 **	12 **	11 **	14		
	Dissatisfied	8	8	7 **	9	10	7 **	8	8	8	9	7 **	8	8 **	8	10		
	<i>Unweighted count</i>						887						1 847					

** denotes the estimate is significantly different to the 2016 estimate (99% confidence level).

AFCAS 2016 Section 17 - Fitness, Sport and Adventure Training

Source: Defence Statistics (Surveys)

Table B17.2 How satisfied are you with the following? My opportunities to undertake fitness activities (e.g. to meet fitness standards).

		Officers					Other Ranks					Total					Percentages
		2012	2013	2014	2015	2016	2012	2013	2014	2015	2016	2012	2013	2014	2015	2016	
Tri-Service	Satisfied	63 **	64	64	66	66	68	64 **	66 **	68	69	67	64 **	66 **	68	68	
	Neutral	17 **	16 **	16 **	13	13	19 **	20 **	19 **	16	17	19 **	19 **	18 **	15	16	
	Dissatisfied	21	20	20	21	21	13	15	15	16 **	14	14 **	16	16	17 **	15	
	<i>Unweighted count</i>					3 321					8 781					12 102	
Royal Navy	Satisfied	64	60	61	57	60	64	63	59 **	60	62	64	62	59	59	62	
	Neutral	16	17	13	16	14	20	19	20	18	19	19	18	18	17	18	
	Dissatisfied	20 **	23	26	27	26	17 **	18	21	22 **	19	17 **	19	22	24 **	21	
	<i>Unweighted count</i>					947					1 691					2 638	
Royal Marines	Satisfied	67	71	72	74	69	63 **	62 **	66 **	72 **	69	64 **	63 **	66 **	72 **	69	
	Neutral	18 **	13	12	12	14	19	20 **	20 **	17	18	19	19 **	19	16 **	18	
	Dissatisfied	15	16	16	14	17	18 **	18 **	15 **	12	12	18 **	18 **	15 **	12	13	
	<i>Unweighted count</i>					296					2 586					2 882	
Army	Satisfied	62 **	66 **	66 **	71	71	67 **	63 **	66 **	70	72	66 **	63 **	66 **	70	71	
	Neutral	15 **	15 **	15 **	10	11	21 **	22 **	20 **	16	17	20 **	21 **	19 **	15	16	
	Dissatisfied	23 **	19	19	19	18	12	15 **	14 **	14 **	11	13	16 **	14 **	15 **	13	
	<i>Unweighted count</i>					1 193					2 654					3 847	
RAF	Satisfied	63	63	61	61	60	74 **	71 **	71 **	69	66	71 **	69 **	69 **	67	65	
	Neutral	19	17	19	16	16	14	16	14	13 **	15	15	16	15	13 **	15	
	Dissatisfied	19 **	20 **	20 **	23	24	12 **	13 **	15 **	18	18	14 **	14 **	16 **	19	20	
	<i>Unweighted count</i>					885					1 850					2 735	

** denotes the estimate is significantly different to the 2016 estimate (99% confidence level).

(1) not asked prior to 2009. (2) minor wording change in 2011 and 2015.

AFCAS 2016 Section 17 - Fitness, Sport and Adventure Training

Source: Defence Statistics (Surveys)

Table B17.3 How satisfied are you with the following? My opportunities to take part in sport.

		Officers					Other Ranks					Total				
		2012	2013	2014	2015	2016	2012	2013	2014	2015	2016	2012	2013	2014	2015	2016
Tri-Service	Satisfied	52	53	59	60	58	59
	Neutral	23	22	23	23	23	23
	Dissatisfied	24	24	18 **	16	19 **	18
	<i>Unweighted count</i>					3 321					8 784					12 105
Royal Navy	Satisfied	47 **	52	56	58	54 **	57
	Neutral	25	22	25	24	25	24
	Dissatisfied	27	25	19	18	21	20
	<i>Unweighted count</i>					947					1 690					2 637
Royal Marines	Satisfied	55	50	57	55	57 **	55
	Neutral	21	23	24	25	23	25
	Dissatisfied	24	27	19	20	20	21
	<i>Unweighted count</i>					296					2 585					2 881
Army	Satisfied	56	56	59	61	58	60
	Neutral	21	21	22	23	22	23
	Dissatisfied	24	23	19 **	16	20 **	17
	<i>Unweighted count</i>					1 194					2 661					3 855
RAF	Satisfied	55 **	55 **	53	50	50	69 **	66 **	66 **	63	61	66 **	64 **	63 **	60	58
	Neutral	25	23	26	26	25	18 **	20 **	20 **	23	24	20 **	21 **	21 **	23	24
	Dissatisfied	20 **	22	21 **	23	25	13	14	15	14	15	15 **	15 **	16	16	17
	<i>Unweighted count</i>					884					1 848					2 732

** denotes the estimate is significantly different to the 2016 estimate (99% confidence level).

(1) new question in 2011. (2) only asked of RAF prior to 2015.

AFCAS 2016 Section 17 - Fitness, Sport and Adventure Training

Source: Defence Statistics (Surveys)

Table B17.4 How satisfied are you with the following? My opportunities to take part in Adventure Training.

		Officers					Other Ranks					Total				
		2012	2013	2014	2015	2016	2012	2013	2014	2015	2016	2012	2013	2014	2015	2016
Tri-Service	Satisfied	38 **	39 **	41	43	43	44	42 **	44	46	46	43 **	42 **	44	45	45
	Neutral	26	26 **	26 **	24	24	29 **	29 **	29	25 **	27	28 **	29 **	28 **	25 **	26
	Dissatisfied	36 **	35	33	33	34	27	28	27	29	27	28	29	28	30	28
	<i>Unweighted count</i>	3 317					8 772					12 089				
Royal Navy	Satisfied	43	38	39	34 **	39	46	44	42 **	41 **	46	45	43	41 **	40 **	45
	Neutral	24	26	22	26	23	29	29	28	28	28	28	29	27	27	27
	Dissatisfied	33 **	35	39	40	37	26	26	30 **	31 **	26	27	28	32 **	33 **	29
	<i>Unweighted count</i>	947					1 689					2 636				
Royal Marines	Satisfied	36	37	38	38	38	40	38	42 **	42 **	39	39	38	42 **	42 **	39
	Neutral	27	25	27	21	23	25	27	27	25	26	25	26	27	25	26
	Dissatisfied	37	38	36	41	39	35	35	31 **	33 **	35	35	35	32 **	34	36
	<i>Unweighted count</i>	295					2 579					2 874				
Army	Satisfied	33 **	37 **	42	48	45	40 **	38 **	41	45	44	39 **	38 **	41 **	46	44
	Neutral	25	26	26 **	21	23	30 **	30 **	30 **	24 **	27	29 **	30 **	29 **	23 **	26
	Dissatisfied	41 **	38 **	32	31	32	30	32	29	31	29	32	33 **	29	31	30
	<i>Unweighted count</i>	1 190					2 656					3 846				
RAF	Satisfied	42	43	41	41	41	56 **	56 **	55 **	52	52	53 **	53 **	52 **	49	49
	Neutral	28	27	28	28	26	27	26	26	27	28	27	27	27	27	27
	Dissatisfied	30	29 **	31	32	33	17 **	18 **	18	21	20	20 **	20 **	21	24	23
	<i>Unweighted count</i>	885					1 848					2 733				

** denotes the estimate is significantly different to the 2016 estimate (99% confidence level).

(1) not asked prior to 2009. (2) minor wording change in 2011 and 2015.

AFCAS 2016 Section 17 - Fitness, Sport and Adventure Training

Source: Defence Statistics (Surveys)

Table B17.1 How satisfied are you with the following? [Service] sport, exercise and fitness facilities in general.

		Officers: Margin of error +/-%					Other Ranks: Margin of error +/-%					Total: Margin of error +/-%				
		2012	2013	2014	2015	2016	2012	2013	2014	2015	2016	2012	2013	2014	2015	2016
Tri-Service	Satisfied	1.9	1.9	1.9	1.9	1.9	1.8	2.1	1.6	1.9	1.6	1.5	1.8	1.4	1.6	1.3
	Neutral	1.5	1.5	1.5	1.5	1.4	1.6	1.8	1.3	1.5	1.3	1.3	1.5	1.1	1.3	1.1
	Dissatisfied	1.4	1.4	1.3	1.4	1.4	1.1	1.4	1.1	1.4	1.0	0.9	1.2	1.0	1.2	0.9
	<i>Unweighted count</i>															
Royal Navy	Satisfied	2.5	2.8	2.8	3.2	3.0	2.2	2.1	2.1	2.7	2.7	1.8	1.7	1.8	2.2	2.2
	Neutral	2.2	2.4	2.2	2.6	2.5	1.9	1.8	1.8	2.2	2.3	1.6	1.5	1.5	1.8	1.9
	Dissatisfied	1.5	1.7	1.8	2.1	1.9	1.3	1.3	1.4	1.8	1.7	1.1	1.1	1.1	1.5	1.4
	<i>Unweighted count</i>															
Royal Marines	Satisfied	3.9	4.3	2.8	4.3	4.3	2.0	2.0	1.6	1.9	1.7	1.9	1.8	1.4	1.7	1.6
	Neutral	3.1	3.6	2.5	3.4	3.5	1.7	1.6	1.3	1.5	1.5	1.5	1.5	1.2	1.4	1.4
	Dissatisfied	2.6	2.6	1.6	3.1	2.7	1.5	1.5	1.1	1.3	1.2	1.3	1.3	1.0	1.2	1.1
	<i>Unweighted count</i>															
Army	Satisfied	3.4	3.4	3.1	3.2	3.0	2.9	3.4	2.5	3.0	2.4	2.5	2.9	2.2	2.6	2.0
	Neutral	2.5	2.6	2.4	2.5	2.2	2.6	2.9	2.0	2.4	2.0	2.2	2.5	1.8	2.1	1.7
	Dissatisfied	2.7	2.5	2.4	2.4	2.3	1.8	2.2	1.8	2.3	1.6	1.6	1.9	1.5	2.0	1.4
	<i>Unweighted count</i>															
RAF	Satisfied	3.0	2.9	3.2	3.1	3.5	2.0	2.2	2.4	2.3	2.6	1.7	1.8	2.0	1.9	2.2
	Neutral	2.4	2.3	2.7	2.4	2.8	1.5	1.7	1.8	1.7	2.1	1.3	1.4	1.5	1.5	1.8
	Dissatisfied	2.0	2.0	2.0	2.2	2.5	1.4	1.6	1.7	1.6	1.8	1.2	1.3	1.4	1.3	1.5
	<i>Unweighted count</i>															

Key

	Margin of error less than 3%
	Margin of error 3% - 5%
	Margin of error 5% +

Margin of error is half the width of a 99% confidence interval. Darker colours indicate a greater degree of uncertainty in the estimate.

AFCAS 2016 Section 17 - Fitness, Sport and Adventure Training

Source: Defence Statistics (Surveys)

Table B17.2 How satisfied are you with the following? My opportunities to undertake fitness activities (e.g. to meet fitness standards).

		Officers: Margin of error +/-%					Other Ranks: Margin of error +/-%					Total: Margin of error +/-%				
		2012	2013	2014	2015	2016	2012	2013	2014	2015	2016	2012	2013	2014	2015	2016
Tri-Service	Satisfied	2.2	2.2	2.2	2.2	2.1	2.0	2.3	1.7	2.0	1.6	1.7	1.9	1.5	1.7	1.4
	Neutral	1.6	1.7	1.6	1.5	1.5	1.7	1.9	1.5	1.6	1.3	1.5	1.6	1.2	1.3	1.1
	Dissatisfied	1.8	1.9	1.8	1.9	1.8	1.4	1.8	1.3	1.5	1.2	1.2	1.5	1.1	1.3	1.0
	<i>Unweighted count</i>															
Royal Navy	Satisfied	3.3	3.7	3.7	3.9	3.7	2.6	2.5	2.5	3.2	3.1	2.2	2.1	2.1	2.6	2.5
	Neutral	2.5	2.8	2.5	2.9	2.6	2.2	2.0	2.1	2.5	2.5	1.8	1.7	1.7	2.0	2.0
	Dissatisfied	2.8	3.2	3.3	3.5	3.3	2.0	2.0	2.1	2.7	2.5	1.7	1.7	1.8	2.3	2.1
	<i>Unweighted count</i>															
Royal Marines	Satisfied	5.0	5.0	3.9	4.8	5.3	2.3	2.2	1.7	1.9	1.8	2.1	2.0	1.6	1.8	1.7
	Neutral	4.1	3.6	2.8	3.5	3.9	1.8	1.8	1.5	1.6	1.5	1.7	1.6	1.3	1.5	1.4
	Dissatisfied	3.8	4.1	3.2	3.8	4.4	1.8	1.7	1.3	1.4	1.3	1.7	1.6	1.2	1.3	1.2
	<i>Unweighted count</i>															
Army	Satisfied	3.6	3.8	3.5	3.5	3.2	3.2	3.6	2.7	3.1	2.4	2.8	3.2	2.3	2.7	2.1
	Neutral	2.7	2.8	2.6	2.3	2.2	2.8	3.1	2.3	2.5	2.0	2.4	2.7	2.0	2.2	1.7
	Dissatisfied	3.1	3.2	2.9	3.1	2.8	2.1	2.8	1.9	2.4	1.6	1.9	2.5	1.7	2.1	1.5
	<i>Unweighted count</i>															
RAF	Satisfied	3.6	3.5	3.8	3.7	4.0	2.3	2.6	2.7	2.7	2.9	2.0	2.2	2.3	2.2	2.4
	Neutral	2.9	2.7	3.1	2.8	3.0	1.8	2.1	2.1	1.9	2.2	1.5	1.7	1.7	1.6	1.8
	Dissatisfied	2.9	2.9	3.1	3.2	3.6	1.7	1.9	2.2	2.2	2.4	1.5	1.6	1.8	1.9	2.0
	<i>Unweighted count</i>															

Key

	Margin of error less than 3%
	Margin of error 3% - 5%
	Margin of error 5% +

Margin of error is half the width of a 99% confidence interval. Darker colours indicate a greater degree of uncertainty in the estimate.

AFCAS 2016 Section 17 - Fitness, Sport and Adventure Training

Source: Defence Statistics (Surveys)

Table B17.3 How satisfied are you with the following? My opportunities to take part in sport.

		Officers: Margin of error +/-%					Other Ranks: Margin of error +/-%					Total: Margin of error +/-%				
		2012	2013	2014	2015	2016	2012	2013	2014	2015	2016	2012	2013	2014	2015	2016
Tri-Service	Satisfied	2.3	2.2	2.1	1.7	1.8	1.4
	Neutral	1.9	1.9	1.8	1.5	1.5	1.2
	Dissatisfied	2.0	1.9	1.7	1.3	1.4	1.1
	<i>Unweighted count</i>															
Royal Navy	Satisfied	4.0	3.8	3.2	3.1	2.6	2.6
	Neutral	3.4	3.1	2.8	2.7	2.3	2.2
	Dissatisfied	3.5	3.3	2.6	2.5	2.1	2.1
	<i>Unweighted count</i>															
Royal Marines	Satisfied	5.4	5.8	2.1	1.9	2.0	1.8
	Neutral	4.4	4.9	1.8	1.7	1.7	1.6
	Dissatisfied	4.7	5.1	1.7	1.6	1.6	1.5
	<i>Unweighted count</i>															
Army	Satisfied	3.9	3.6	3.3	2.5	2.9	2.2
	Neutral	3.2	2.9	2.8	2.2	2.4	1.9
	Dissatisfied	3.4	3.0	2.7	1.9	2.4	1.7
	<i>Unweighted count</i>															
RAF	Satisfied	3.7	3.6	3.9	3.8	4.1	2.4	2.7	2.9	2.8	3.0	2.1	2.3	2.4	2.3	2.5
	Neutral	3.2	3.1	3.4	3.3	3.6	2.0	2.2	2.4	2.4	2.6	1.7	1.9	2.0	2.0	2.2
	Dissatisfied	3.0	3.0	3.2	3.2	3.6	1.8	2.0	2.2	2.0	2.2	1.5	1.7	1.8	1.7	1.9
	<i>Unweighted count</i>															

Key

	Margin of error less than 3%
	Margin of error 3% - 5%
	Margin of error 5% +

Margin of error is half the width of a 99% confidence interval. Darker colours indicate a greater degree of uncertainty in the estimate.

AFCAS 2016 Section 17 - Fitness, Sport and Adventure Training

Source: Defence Statistics (Surveys)

Table B17.4 How satisfied are you with the following? My opportunities to take part in Adventure Training.

		Officers: Margin of error +/-%					Other Ranks: Margin of error +/-%					Total: Margin of error +/-%				
		2012	2013	2014	2015	2016	2012	2013	2014	2015	2016	2012	2013	2014	2015	2016
Tri-Service	Satisfied	2.1	2.3	2.2	2.3	2.2	2.1	2.3	1.8	2.1	1.7	1.8	1.9	1.6	1.8	1.5
	Neutral	1.9	2.0	2.0	2.0	1.9	2.0	2.2	1.7	1.8	1.5	1.7	1.8	1.4	1.5	1.3
	Dissatisfied	2.2	2.2	2.1	2.2	2.1	1.9	2.2	1.7	2.0	1.6	1.6	1.8	1.4	1.7	1.3
	<i>Unweighted count</i>															
Royal Navy	Satisfied	3.4	3.7	3.7	3.7	3.7	2.7	2.6	2.5	3.2	3.2	2.2	2.2	2.1	2.6	2.6
	Neutral	2.9	3.3	3.1	3.5	3.2	2.4	2.4	2.3	2.9	2.8	2.0	2.0	1.9	2.4	2.3
	Dissatisfied	3.3	3.6	3.6	3.9	3.7	2.4	2.3	2.4	3.0	2.8	2.0	2.0	2.0	2.5	2.3
	<i>Unweighted count</i>															
Royal Marines	Satisfied	5.1	5.3	4.3	5.3	5.6	2.3	2.1	1.8	2.1	1.9	2.1	2.0	1.7	1.9	1.8
	Neutral	4.7	4.7	3.9	4.5	4.8	2.0	2.0	1.6	1.8	1.7	1.9	1.8	1.5	1.7	1.6
	Dissatisfied	5.1	5.3	4.3	5.3	5.6	2.2	2.1	1.7	2.0	1.9	2.1	2.0	1.6	1.9	1.8
	<i>Unweighted count</i>															
Army	Satisfied	3.5	3.9	3.7	4.0	3.6	3.3	3.6	2.8	3.3	2.6	2.9	3.2	2.4	2.9	2.3
	Neutral	3.3	3.5	3.3	3.2	3.0	3.1	3.4	2.6	2.8	2.3	2.7	3.0	2.3	2.4	2.0
	Dissatisfied	3.7	3.9	3.5	3.7	3.4	3.1	3.5	2.6	3.1	2.4	2.7	3.1	2.2	2.7	2.1
	<i>Unweighted count</i>															
RAF	Satisfied	3.7	3.6	3.8	3.7	4.0	2.6	2.8	3.0	2.9	3.1	2.2	2.4	2.5	2.4	2.6
	Neutral	3.3	3.2	3.4	3.4	3.6	2.3	2.5	2.6	2.6	2.8	1.9	2.1	2.2	2.1	2.3
	Dissatisfied	3.4	3.3	3.6	3.5	3.9	2.0	2.2	2.3	2.4	2.5	1.7	1.9	2.0	2.0	2.1
	<i>Unweighted count</i>															

Key

	Margin of error less than 3%
	Margin of error 3% - 5%
	Margin of error 5% +

Margin of error is half the width of a 99% confidence interval. Darker colours indicate a greater degree of uncertainty in the estimate.

AFCAS 2016 Section 18 - Welfare

Source: Defence Statistics (Surveys)

Table B18.1 How satisfied are you with the following? The welfare support provided by the [Service] for me.

		Officers					Other Ranks					Total						
		2012	2013	2014	2015	2016	2012	2013	2014	2015	2016	2012	2013	2014	2015	2016		
Tri-Service	Satisfied	55 **	55 **	54 **	58	60	52 **	49 **	48 **	53	55	52 **	50 **	49 **	54	56		
	Neutral	36 **	36 **	35 **	33	31	36	36 **	37 **	33	33	36 **	36 **	37 **	33	33		
	Dissatisfied	9	10	10	8	9	13	15 **	15 **	14	12	12	14 **	14 **	13	12		
	<i>Unweighted count</i>						2 844						7 814					
Royal Navy	Satisfied	49 **	51	50 **	55	56	39 **	38 **	35 **	45	47	41 **	41 **	39 **	47	49		
	Neutral	42 **	40	38	38	36	45 **	44 **	44 **	40	37	45 **	43 **	43 **	40	37		
	Dissatisfied	8	9	12 **	7	8	16	18	21 **	15	15	14	16 **	19 **	13	13		
	<i>Unweighted count</i>						772						1 455					
Royal Marines	Satisfied	72	66	68	72	65	53	52 **	51 **	58	56	55	53 **	52 **	59	57		
	Neutral	24	29	26	24	31	38	40	40 **	34	37	36	38	39	33 **	36		
	Dissatisfied	4	4	6	4	4	9 **	9	9 **	8	7	9	8	9 **	7	7		
	<i>Unweighted count</i>						248						2 230					
Army	Satisfied	62	59	58	60	63	57	52	51 **	55	56	58	53 **	52 **	56	57		
	Neutral	30	31	33	31	28	31	34	35	31	32	31	33	35 **	31	31		
	Dissatisfied	8	10	9	9	9	12	14	14	14	12	11	14	13	13	12		
	<i>Unweighted count</i>						1 049						2 446					
RAF	Satisfied	45 **	49 **	49 **	56	58	45 **	47 **	50	53	54	45 **	48 **	50 **	54	55		
	Neutral	44 **	40 **	39	36	33	41 **	39 **	36	33	34	41 **	39 **	37	34	33		
	Dissatisfied	11	11	12	8	9	15	14	14	14	12	14	13	14	13	12		
	<i>Unweighted count</i>						775						1 683					

** denotes the estimate is significantly different to the 2016 estimate (99% confidence level).

(1) NOT ASKED IN 2007 AND 2008. (2) MINOR WORDING CHANGE IN 2011. (3) ONLY ASKED OF RAF 2009-2011.

AFCAS 2016 Section 18 - Welfare

Source: Defence Statistics (Surveys)

Table B18.2 How satisfied are you with the following? The welfare support provided by the [Service] for my family.

		Officers					Other Ranks					Total						
		2012	2013	2014	2015	2016	2012	2013	2014	2015	2016	2012	2013	2014	2015	2016		
Tri-Service	Satisfied	38 **	38 **	37 **	45	46	40 **	39 **	38 **	44	46	40 **	39 **	38 **	45	46		
	Neutral	39	38	39	37	37	37	37	37	35	35	37	37	38 **	35	35		
	Dissatisfied	23 **	24 **	23 **	18	17	23 **	24 **	25 **	21	19	23 **	24 **	25 **	20	19		
	<i>Unweighted count</i>						2 588						7 190					
Royal Navy	Satisfied	34 **	34 **	32 **	40	41	30 **	30 **	28 **	36	39	31 **	31 **	29 **	37	40		
	Neutral	49	48	44	45	43	45 **	44 **	43	42	39	46 **	45 **	43	42	40		
	Dissatisfied	17	18	24 **	15	15	25	25	30 **	22	22	23	24	28 **	20	21		
	<i>Unweighted count</i>						714						1 346					
Royal Marines	Satisfied	57	52	52	58	52	47	46	46 **	52 **	49	48	46	46	52 **	49		
	Neutral	31	34	35	31	35	40	41	42	37 **	40	39	40	41	36 **	40		
	Dissatisfied	12	15	12	12	13	13	13 **	12	11	11	13	14 **	12	11	11		
	<i>Unweighted count</i>						240						2 147					
Army	Satisfied	45	42 **	42 **	49	49	45	42 **	40 **	48	49	45	42 **	40 **	48	49		
	Neutral	33	32	36	33	34	34	35	36	32	33	33	34	36	32	33		
	Dissatisfied	23 **	25 **	22 **	18	17	22	23 **	24 **	20	18	22	24 **	24 **	20	18		
	<i>Unweighted count</i>						962						2 195					
RAF	Satisfied	27 **	31 **	32 **	41	42	32 **	35 **	37 **	39	42	31 **	34 **	36 **	40	42		
	Neutral	45 **	41	42	38	38	38	39	36	36	36	39	39	38	36	36		
	Dissatisfied	28 **	28 **	26 **	21	20	30 **	26 **	27 **	25	22	30 **	27 **	27 **	24	22		
	<i>Unweighted count</i>						672						1 502					

** denotes the estimate is significantly different to the 2016 estimate (99% confidence level).

(1) NOT ASKED IN 2007 AND 2008. (2) MINOR WORDING CHANGE IN 2011. (3) ONLY ASKED OF RAF 2009-2011.

AFCAS 2016 Section 18 - Welfare

Source: Defence Statistics (Surveys)

Table B18.3 How satisfied are you with the following? The support my spouse/partner gets from the [Service] when I am absent.

		Officers					Other Ranks					Total						
		2012	2013	2014	2015 r	2016	2012	2013	2014	2015 r	2016	2012	2013	2014	2015 r	2016		
Tri-Service	Satisfied	29 **	30	30	34	32	30 **	31	29 **	33	34	30 **	30 **	29 **	33	34		
	Neutral	39	39	37	38	39	35	36	36	35	37	36	36	36	35	37		
	Dissatisfied	33 **	32	34 **	29	29	34 **	34 **	35 **	32	29	34 **	33 **	35 **	31	29		
	<i>Unweighted count</i>						2 273						5 459					
Royal Navy	Satisfied	19	19	21	24	24	19 **	17 **	18 **	25	24	19 **	18 **	19 **	24	24		
	Neutral	51	52	44	45	46	43	41	38	39	40	45	44	40	40	41		
	Dissatisfied	30	29	35	31	30	38	41	43 **	37	37	36	38	41 **	35	35		
	<i>Unweighted count</i>						613						1 071					
Royal Marines	Satisfied	42	38	38	39	36	37	36	35	40	37	37	36	35	40	37		
	Neutral	36	37	41	37	42	40 **	42	44	40	44	39 **	41	43	40 **	44		
	Dissatisfied	22	26	20	24	22	24 **	22	22	20	19	24 **	23	22	21	20		
	<i>Unweighted count</i>						203						1 483					
Army	Satisfied	35	36	34	41	37	36	34	31 **	37	38	35	35	32 **	37	38		
	Neutral	32	32	33	33	35	32	33	34	33	35	32	33	34	33	35		
	Dissatisfied	33 **	32	33	26	28	32	33 **	35 **	30	27	32 **	33 **	34 **	29	27		
	<i>Unweighted count</i>						848						1 658					
RAF	Satisfied	23 **	25	27	28	29	24 **	28	29	28	29	24 **	28	28	28	29		
	Neutral	42	41	38	40	38	36	37	37	35	39	37	38	37	36	39		
	Dissatisfied	35	34	35	32	33	40 **	34	35	37 **	32	39 **	34	35	36	32		
	<i>Unweighted count</i>						609						1 247					

** denotes the estimate is significantly different to the 2016 estimate (99% confidence level).

ASSIGNED NEW QUESTION IN 2015 AS A697, BUT WORDING WAS NOT CHANGED TO INCLUDE WELFARE. THEREFORE A271 WAS CARRIED ON.

r 2015 figures have been revised due to an error in data processing

AFCAS 2016 Section 18 - Welfare

Source: Defence Statistics (Surveys)

Table B18.4 How satisfied are you with the following? The Operational/Deployment Welfare Package.

		Officers					Other Ranks					Total				
		2012	2013	2014	2015	2016	2012	2013	2014	2015	2016	2012	2013	2014	2015	2016
Tri-Service	Satisfied	51	48	44	42	45	43
	Neutral	37	38	39	42	39	41
	Dissatisfied	12	14	17	17	16	16
	<i>Unweighted count</i>					2 526					6 992					9 518
Royal Navy	Satisfied	43	41	33	31	35	34
	Neutral	41	41	43	44	42	43
	Dissatisfied	16	18	24	25	22	23
	<i>Unweighted count</i>					668					1 360					2 028
Royal Marines	Satisfied	55 **	45	44 **	39	46 **	39
	Neutral	32 **	41	43 **	48	41 **	47
	Dissatisfied	14	15	13	14	13	14
	<i>Unweighted count</i>					234					2 056					2 290
Army	Satisfied	59	55	48	46	50	48
	Neutral	33	36	37	40	36	39
	Dissatisfied	8	10	15	13	14	13
	<i>Unweighted count</i>					958					2 059					3 017
RAF	Satisfied	42	41	39	37	39	38
	Neutral	43	40	41	42	41	42
	Dissatisfied	15	19	20	20	19	20
	<i>Unweighted count</i>					666					1 517					2 183

** denotes the estimate is significantly different to the 2016 estimate (99% confidence level).

(1) ASKED BY RN/RM/ARMY IN SECTION 7 - 'YOUR PERSONAL LIFE' PRIOR TO 2012. (2) ASKED OF RAF IN 2009 ONWARDS IN SECTION 10 OF THE RAF QUESTIONNAIRE AND IN 20

AFCAS 2016 Section 18 - Welfare

Source: Defence Statistics (Surveys)

Table B18.5 How satisfied are you with the following? My Divisional Officer.

		Officers					Other Ranks					Total				
		2012	2013	2014	2015	2016	2012	2013	2014	2015	2016	2012	2013	2014	2015	2016
Tri-Service	Satisfied
	Neutral
	Dissatisfied
	Not used
	Not heard of
	<i>Unweighted count</i>															
Royal Navy	Satisfied	74	67	69
	Neutral	13	19	17
	Dissatisfied	7	11	10
	Not used	5	2	3
	Not heard of	0	0	0
	<i>Unweighted count</i>					944					1 686					2 630
Royal Marines	Satisfied
	Neutral
	Dissatisfied
	Not used
	Not heard of
	<i>Unweighted count</i>															
Army	Satisfied
	Neutral
	Dissatisfied
	Not used
	Not heard of
	<i>Unweighted count</i>															
RAF	Satisfied
	Neutral
	Dissatisfied
	Not used
	Not heard of
	<i>Unweighted count</i>															

** denotes the estimate is significantly different to the 2016 estimate (99% confidence level).

(1) NEW QUESTION IN 2016 (2) ASKED ONLY OF RN

AFCAS 2016 Section 18 - Welfare

Source: Defence Statistics (Surveys)

Table B18.6 How satisfied are you with the following? The Regimental system.

		Officers					Other Ranks					Total				
		2012	2013	2014	2015	2016	2012	2013	2014	2015	2016	2012	2013	2014	2015	2016
Tri-Service	Satisfied
	Neutral
	Dissatisfied
	Not used
	Not heard of
	<i>Unweighted count</i>															
Royal Navy	Satisfied
	Neutral
	Dissatisfied
	Not used
	Not heard of
	<i>Unweighted count</i>															
Royal Marines	Satisfied	65	37	40
	Neutral	22	38	37
	Dissatisfied	2	7	6
	Not used	7	7	7
	Not heard of	3	11	10
	<i>Unweighted count</i>					295					2 577					2 872
Army	Satisfied
	Neutral
	Dissatisfied
	Not used
	Not heard of
	<i>Unweighted count</i>															
RAF	Satisfied
	Neutral
	Dissatisfied
	Not used
	Not heard of
	<i>Unweighted count</i>															

** denotes the estimate is significantly different to the 2016 estimate (99% confidence level).

(1) NEW QUESTION IN 2016 (2) ASKED ONLY OF RM

AFCAS 2016 Section 18 - Welfare

Source: Defence Statistics (Surveys)

Table B18.7 How satisfied are you with the following? My Unit Welfare Officer.

		Officers					Other Ranks					Total				
		2012	2013	2014	2015	2016	2012	2013	2014	2015	2016	2012	2013	2014	2015	2016
Tri-Service	Satisfied
	Neutral
	Dissatisfied
	Not used
	Not heard of
	<i>Unweighted count</i>															
Royal Navy	Satisfied
	Neutral
	Dissatisfied
	Not used
	Not heard of
	<i>Unweighted count</i>															
Royal Marines	Satisfied
	Neutral
	Dissatisfied
	Not used
	Not heard of
	<i>Unweighted count</i>															
Army	Satisfied	43	43	43
	Neutral	16	25	24
	Dissatisfied	5	7	7
	Not used	32	21	23
	Not heard of	4	3	3
	<i>Unweighted count</i>					1 188					2 653					3 841
RAF	Satisfied
	Neutral
	Dissatisfied
	Not used
	Not heard of
	<i>Unweighted count</i>															

** denotes the estimate is significantly different to the 2016 estimate (99% confidence level).

(1) NEW QUESTION IN 2016 (2) ASKED ONLY OF ARMY

AFCAS 2016 Section 18 - Welfare

Source: Defence Statistics (Surveys)

Table B18.8 How satisfied are you with the following? The chaplaincy support provided by the [Service].

		Officers					Other Ranks					Total				
		2012	2013	2014	2015	2016	2012	2013	2014	2015	2016	2012	2013	2014	2015	2016
Tri-Service	Satisfied	49	47	40	42	41	43
	Neutral	17	16	25	24	24	23
	Dissatisfied	2	3	3	2	3	2
	Not used	31	34	30	29	30	30
	Not heard of	0	1	2	2	2	2
	<i>Unweighted count</i>					3 315					8 758					12 073
Royal Navy	Satisfied	43	42	42	41	42	41
	Neutral	20	18	25	26	24	24
	Dissatisfied	3	2	3	2	3	2
	Not used	35	38	29	31	31	32
	Not heard of	0	0	1	1	1	1
	<i>Unweighted count</i>					946					1 686					2 632
Royal Marines	Satisfied	52	49	40	38	41	39
	Neutral	18	22	30 **	36	29 **	35
	Dissatisfied	1	2	2 **	3	2 **	3
	Not used	30	26	27 **	21	27 **	21
	Not heard of	0	0	2	2	1	2
	<i>Unweighted count</i>					294					2 579					2 873
Army	Satisfied	52	49	40	44	42	45
	Neutral	17	15	27	25	26	23
	Dissatisfied	3	3	3	3	3	3
	Not used	28	32	27	26	27	27
	Not heard of	1	1	3	2	2	2
	<i>Unweighted count</i>					1 191					2 648					3 839
RAF	Satisfied	48	46	38	39	40	41
	Neutral	16	15	19	18	19	17
	Dissatisfied	2	2	3	2	2	2
	Not used	34	37	39	40	38	39
	Not heard of	0	0	1	2	1	1
	<i>Unweighted count</i>					884					1 845					2 729

** denotes the estimate is significantly different to the 2016 estimate (99% confidence level).

NEW QUESTION IN 2015

AFCAS 2016 Section 18 - Welfare

Source: Defence Statistics (Surveys)

Table B18.9 How satisfied are you with the following? The [Service] Welfare, Personal Support.

		Officers					Other Ranks					Total				
		2012	2013	2014	2015	2016	2012	2013	2014	2015	2016	2012	2013	2014	2015	2016
Tri-Service	Satisfied
	Neutral
	Dissatisfied
	Not used
	Not heard of
	<i>Unweighted count</i>															
Royal Navy	Satisfied	31	32	32
	Neutral	20	27	25
	Dissatisfied	4	9	8
	Not used	44	30	33
	Not heard of	2	2	2
	<i>Unweighted count</i>					945					1 683					2 628
Royal Marines	Satisfied	47	39	40
	Neutral	21	34	33
	Dissatisfied	3	5	5
	Not used	29	20	21
	Not heard of	2	2
	<i>Unweighted count</i>					294					2 578					2 872
Army	Satisfied	32	39	38
	Neutral	21	26	25
	Dissatisfied	3	5	5
	Not used	42	27	29
	Not heard of	3	3	3
	<i>Unweighted count</i>					1 189					2 645					3 834
RAF	Satisfied
	Neutral
	Dissatisfied
	Not used
	Not heard of
	<i>Unweighted count</i>															

** denotes the estimate is significantly different to the 2016 estimate (99% confidence level).

(1) NEW QUESTION IN 2016 (2) ASKED ONLY OF RN/RM/ARMY (3) SLIGHT WORDING DIFFERENCE FOR ARMY

AFCAS 2016 Section 18 - Welfare

Source: Defence Statistics (Surveys)

Table B18.10 How satisfied are you with the following? SSAFA-FH (Soldiers, Sailors, Airmen and Families Association - Forces Help).

		Officers					Other Ranks					Total				
		2012	2013	2014	2015	2016	2012	2013	2014	2015	2016	2012	2013	2014	2015	2016
Tri-Service	Satisfied	34	33	33	..
	Neutral	20	26	25	..
	Dissatisfied	1	2	2	..
	Not used	43	33	35	..
	Not heard of	2	5	4	..
	<i>Unweighted count</i>															
Royal Navy	Satisfied	21	25	24	..
	Neutral	22	28	27	..
	Dissatisfied	2	2	2	..
	Not used	52	37	41	..
	Not heard of	3	7	6	..
	<i>Unweighted count</i>															
Royal Marines	Satisfied	29	25	26	..
	Neutral	24	34	33	..
	Dissatisfied	0	2	2	..
	Not used	44	28	30	..
	Not heard of	3	10	10	..
	<i>Unweighted count</i>															
Army	Satisfied	38	35	35	..
	Neutral	20	28	27	..
	Dissatisfied	1	2	2	..
	Not used	39	30	31	..
	Not heard of	1	6	5	..
	<i>Unweighted count</i>															
RAF	Satisfied	38	37	36	38	36	38
	Neutral	17	16	18	17	18	17
	Dissatisfied	2	2	4	3	3	3
	Not used	43	44	41	40	41	41
	Not heard of	0	1	1	1	1	1
	<i>Unweighted count</i>					882					1 848					2 730

** denotes the estimate is significantly different to the 2016 estimate (99% confidence level).

(1) NEW QUESTION IN 2015 (2) WAS TRI-SERVICE PRIOR TO 2016 (3) ASKED ONLY OF RAF

AFCAS 2016 Section 18 - Welfare

Source: Defence Statistics (Surveys)

Table B18.11 How satisfied are you with the following? The [Service] Welfare, Community Support.

		Officers					Other Ranks					Total				
		2012	2013	2014	2015	2016	2012	2013	2014	2015	2016	2012	2013	2014	2015	2016
Tri-Service	Satisfied	
	Neutral	
	Dissatisfied	
	Not used	
	Not heard of	
	<i>Unweighted count</i>															
Royal Navy	Satisfied	23	24	24
	Neutral	22	30	28
	Dissatisfied	4	8	7
	Not used	49	34	37
	Not heard of	3	4	4
	<i>Unweighted count</i>					945					1 682					2 627
Royal Marines	Satisfied	36	34	34
	Neutral	29	36	36
	Dissatisfied	3	5	5
	Not used	31	21	22
	Not heard of	1	3	3
	<i>Unweighted count</i>					294					2 576					2 870
Army	Satisfied	29	37	36
	Neutral	22	26	26
	Dissatisfied	3	5	4
	Not used	42	28	30
	Not heard of	3	4	4
	<i>Unweighted count</i>					1 188					2 648					3 836
RAF	Satisfied
	Neutral
	Dissatisfied
	Not used
	Not heard of
	<i>Unweighted count</i>															

** denotes the estimate is significantly different to the 2016 estimate (99% confidence level).

(1) NEW QUESTION IN 2016 (2) ASKED ONLY OF RN/RM/ARMY (3) SLIGHT WORDING DIFFERENCE FOR ARMY

AFCAS 2016 Section 18 - Welfare

Source: Defence Statistics (Surveys)

Table B18.12 How satisfied are you with the following? The HIVE. (RN/RM: [Service] Welfare Information Services (inc. HIVE) - Army: The Army Welfare Service, The HIVE)

		Officers					Other Ranks					Total					Percentages
		2012	2013	2014	2015	2016	2012	2013	2014	2015	2016	2012	2013	2014	2015	2016	
Tri-Service	Satisfied	33	32	36	38	35	37	
	Neutral	24	22	29 **	27	28 **	26	
	Dissatisfied	4	4	3	4	3 **	4	
	Not used	38	41	30	30	31	32	
	Not heard of	1	1	2	2	2	2	
	<i>Unweighted count</i>					3 312					8 754					12 066	
Royal Navy	Satisfied	23	24	29	29	27	28	
	Neutral	24	24	32	29	30	28	
	Dissatisfied	3	5	3 **	7	3 **	6	
	Not used	47	46	34	33	37	36	
	Not heard of	2	1	2	2	2	2	
	<i>Unweighted count</i>					943					1 685					2 628	
Royal Marines	Satisfied	33	39	34 **	37	33 **	37	
	Neutral	25	26	33 **	36	32 **	35	
	Dissatisfied	2	4	3 **	5	3 **	5	
	Not used	39 **	31	28 **	21	29 **	22	
	Not heard of	1	0	3	2	3	2	
	<i>Unweighted count</i>					294					2 576					2 870	
Army	Satisfied	37	37	34	35	33	43	39	36	38	39	42	39	36	37	38	
	Neutral	22	21	23	25	22	25	27	28	30	27	25	26	27	29	26	
	Dissatisfied	3	3	4	4	4	3	3	4	3	4	3	3	4	3	4	
	Not used	37	39	37	35	40	27	30	30	26	28	29	31	31	27	30	
	Not heard of	1	0	1	1	1	2	1	2	3	2	2	1	2	3	2	
	<i>Unweighted count</i>					1 189					2 648					3 837	
RAF	Satisfied	36	37	37	41	37	40	
	Neutral	23	21	24 **	20	23 **	20	
	Dissatisfied	3	3	3	2	3	3	
	Not used	38	39	36	36	37	37	
	Not heard of	0	0	0	1	0	1	
	<i>Unweighted count</i>					886					1 845					2 731	

** denotes the estimate is significantly different to the 2016 estimate (99% confidence level).

(1) "NEVER HEARD OF IT" OPTION INTRODUCED IN 2009. (2) THE WORDING OF THE "NEVER HEARD OF IT" OPTION CHANGED TO "NOT HEARD OF IT" IN 2012. (3) ONLY ASKED OF

AFCAS 2016 Section 18 - Welfare

Source: Defence Statistics (Surveys)

Table B18.13 How satisfied are you with the following? The [Service] Families Federation.

		Officers					Other Ranks					Total					Percentages				
		2012	2013	2014	2015	2016	2012	2013	2014	2015	2016	2012	2013	2014	2015	2016	2012	2013	2014	2015	2016
Tri-Service	Satisfied	28	26	25 **	28	26	27	26	27
	Neutral	23	23	28	26	27	26	27	26
	Dissatisfied	2	3	2 **	3	2 **	3	2 **	3
	Not used	44	46	36	35	37	37	37	37
	Not heard of	3	3	9	8	8	7	8	7
	<i>Unweighted count</i>					3 315					8 745					12 060					
Royal Navy	Satisfied	23	24	25	25	24	25	24	25
	Neutral	23	22	29	28	27	27	27	27
	Dissatisfied	3	3	3	5	3	4	3	4
	Not used	48	50	38	37	40	40	40	40
	Not heard of	4 **	1	6	5	5	4	5	4
	<i>Unweighted count</i>					946					1 686					2 632					
Royal Marines	Satisfied	25	30	24	25	24	26	24	26
	Neutral	25	28	32 **	37	32 **	36	32 **	36
	Dissatisfied	1 **	3	3 **	4	2 **	4	2 **	4
	Not used	43 **	34	29 **	22	30 **	23	30 **	23
	Not heard of	6	5	12	12	12	11	12	11
	<i>Unweighted count</i>					295					2 576					2 871					
Army	Satisfied	32	28	26	30	27	30	27	30
	Neutral	23	23	28	27	28	26	28	26
	Dissatisfied	2	3	2	3	2 **	3	2 **	3
	Not used	39	42	32	30	33	32	33	32
	Not heard of	4	4	12	9	10	8	10	8
	<i>Unweighted count</i>					1 189					2 642					3 831					
RAF	Satisfied	26	22	23	23	23	23	23	23
	Neutral	22	23	24	20	23	21	23	21
	Dissatisfied	2	2	2	2	2	2	2	2
	Not used	48	51	48	49	48	50	48	50
	Not heard of	3	3	4	5	4	5	4	5
	<i>Unweighted count</i>					885					1 841					2 726					

** denotes the estimate is significantly different to the 2016 estimate (99% confidence level).

NEW QUESTION IN 2015

AFCAS 2016 Section 18 - Welfare

Source: Defence Statistics (Surveys)

Table B18.14 How satisfied are you with the following? The welfare webpages on the RN website.

		Officers					Other Ranks					Total				
		2012	2013	2014	2015	2016	2012	2013	2014	2015	2016	2012	2013	2014	2015	2016
Tri-Service	Satisfied	
	Neutral	
	Dissatisfied	
	Not used	
	Not heard of	
	<i>Unweighted count</i>															
Royal Navy	Satisfied	18	22	22
	Neutral	24	30	29
	Dissatisfied	3	6	5
	Not used	50	36	39
	Not heard of	4	6	5
	<i>Unweighted count</i>					945					1 680					2 625
Royal Marines	Satisfied	24	25	25
	Neutral	31	37	37
	Dissatisfied	3	3	3
	Not used	38	25	27
	Not heard of	5	9	9
	<i>Unweighted count</i>					296					2 579					2 875
Army	Satisfied	
	Neutral	
	Dissatisfied	
	Not used	
	Not heard of	
	<i>Unweighted count</i>															
RAF	Satisfied	
	Neutral	
	Dissatisfied	
	Not used	
	Not heard of	
	<i>Unweighted count</i>															

** denotes the estimate is significantly different to the 2016 estimate (99% confidence level).

(1) NEW QUESTION IN 2016 (2) ASKED ONLY OF RN/RM

AFCAS 2016 Section 18 - Welfare

Source: Defence Statistics (Surveys)

Table B18.15 How satisfied are you with the following? The Community Development Officer/Worker.

		Officers					Other Ranks					Total				
		2012	2013	2014	2015	2016	2012	2013	2014	2015	2016	2012	2013	2014	2015	2016
Tri-Service	Satisfied	18	22	21	..
	Neutral	23	28	27	..
	Dissatisfied	3	3	3	..
	Not used	44	35	36	..
	Not heard of	12	13	13	..
	<i>Unweighted count</i>															
Royal Navy	Satisfied	9	14	13	..
	Neutral	20	30	28	..
	Dissatisfied	2	3	3	..
	Not used	50	36	40	..
	Not heard of	19	17	17	..
	<i>Unweighted count</i>															
Royal Marines	Satisfied	18	21	21	..
	Neutral	25	33	32	..
	Dissatisfied	1	2	2	..
	Not used	44	30	31	..
	Not heard of	12	14	14	..
	<i>Unweighted count</i>															
Army	Satisfied	19	24	23	..
	Neutral	24	28	27	..
	Dissatisfied	3	2	2	..
	Not used	41	31	32	..
	Not heard of	14	15	15	..
	<i>Unweighted count</i>															
RAF	Satisfied	24	21	24	25	24	24
	Neutral	22	22	24	21	23	21
	Dissatisfied	3	4	3	3	3	3
	Not used	46	48	44	45	45	46
	Not heard of	5	6	6	7	5	7
	<i>Unweighted count</i>					884					1 842					2 726

** denotes the estimate is significantly different to the 2016 estimate (99% confidence level).

(1) NEW QUESTION IN 2015 (2) WAS TRI-SERVICE PRIOR TO 2016 (3) ASKED ONLY OF RAF

AFCAS 2016 Section 18 - Welfare

Source: Defence Statistics (Surveys)

Table B18.16 How satisfied are you with the following? Naval Service Welfare social media (e.g. Facebook).

		Officers					Other Ranks					Total				
		2012	2013	2014	2015	2016	2012	2013	2014	2015	2016	2012	2013	2014	2015	2016
Tri-Service	Satisfied	
	Neutral	
	Dissatisfied	
	Not used	
	Not heard of	
	<i>Unweighted count</i>															
Royal Navy	Satisfied	14	19	18
	Neutral	22	29	28
	Dissatisfied	3	5	5
	Not used	53	38	42
	Not heard of	8	8	8
	<i>Unweighted count</i>					946					1 682					2 628
Royal Marines	Satisfied	20	23	22
	Neutral	34	38	37
	Dissatisfied	2	3	3
	Not used	40	26	28
	Not heard of	4	10	9
	<i>Unweighted count</i>					296					2 579					2 875
Army	Satisfied
	Neutral
	Dissatisfied
	Not used
	Not heard of
	<i>Unweighted count</i>															
RAF	Satisfied
	Neutral
	Dissatisfied
	Not used
	Not heard of
	<i>Unweighted count</i>															

** denotes the estimate is significantly different to the 2016 estimate (99% confidence level).

(1) NEW QUESTION IN 2016 (2) ASKED ONLY OF RN/RM

AFCAS 2016 Section 18 - Welfare

Source: Defence Statistics (Surveys)

Table B18.17 How satisfied are you with the following? My Unit's Service Community Support Officer (SCSO).

		Officers					Other Ranks					Total				
		2012	2013	2014	2015	2016	2012	2013	2014	2015	2016	2012	2013	2014	2015	2016
Tri-Service	Satisfied	18	23	22	..
	Neutral	21	27	26	..
	Dissatisfied	2	3	3	..
	Not used	41	33	34	..
	Not heard of	18	15	15	..
	<i>Unweighted count</i>															
Royal Navy	Satisfied	6	14	12	..
	Neutral	19	29	27	..
	Dissatisfied	2	3	3	..
	Not used	45	35	37	..
	Not heard of	28	19	21	..
	<i>Unweighted count</i>															
Royal Marines	Satisfied	20	22	22	..
	Neutral	23	33	32	..
	Dissatisfied	1	3	2	..
	Not used	43	29	30	..
	Not heard of	13	14	14	..
	<i>Unweighted count</i>															
Army	Satisfied	19	24	23	..
	Neutral	23	27	27	..
	Dissatisfied	2	3	3	..
	Not used	36	29	30	..
	Not heard of	20	16	16	..
	<i>Unweighted count</i>															
RAF	Satisfied	24	24	24	27	24	26
	Neutral	21	21	22	20	22	21
	Dissatisfied	4	4	3	3	3	3
	Not used	44	43	42	42	43	42
	Not heard of	8	8	8	8	8	8
	<i>Unweighted count</i>					886					1 846					2 732

** denotes the estimate is significantly different to the 2016 estimate (99% confidence level).

(1) NEW QUESTION IN 2015 (2) WAS TRI-SERVICE PRIOR TO 2016 (3) ASKED ONLY OF RAF

AFCAS 2016 Section 18 - Welfare

Source: Defence Statistics (Surveys)

Table B18.18 How satisfied are you with the following? My Unit's Welfare staffs.

		Officers					Other Ranks					Total				
		2012	2013	2014	2015	2016	2012	2013	2014	2015	2016	2012	2013	2014	2015	2016
Tri-Service	Satisfied	**	**	**
	Neutral	**	**	**
	Dissatisfied	**	**	**
	Not used	**	**	**
	Not heard of	**	**	**
	<i>Unweighted count</i>															
Royal Navy	Satisfied	**	**	**
	Neutral	**	**	**
	Dissatisfied	**	**	**
	Not used	**	**	**
	Not heard of	**	**	**
	<i>Unweighted count</i>															
Royal Marines	Satisfied	**	**	**
	Neutral	**	**	**
	Dissatisfied	**	**	**
	Not used	**	**	**
	Not heard of	**	**	**
	<i>Unweighted count</i>															
Army	Satisfied	**	**	**
	Neutral	**	**	**
	Dissatisfied	**	**	**
	Not used	**	**	**
	Not heard of	**	**	**
	<i>Unweighted count</i>															
RAF	Satisfied	28	29	29
	Neutral	24	22	23
	Dissatisfied	5	3	4
	Not used	39	40	40
	Not heard of	4	5	5
	<i>Unweighted count</i>					886					1 844					2 730

** denotes the estimate is significantly different to the 2016 estimate (99% confidence level).

(1) NEW QUESTION IN 2016 (2) ASKED ONLY OF RAF

AFCAS 2016 Section 18 - Welfare

Source: Defence Statistics (Surveys)

Table B18.1 How satisfied are you with the following? The welfare support provided by the [Service] for me.

		Officers: Margin of error +/-%					Other Ranks: Margin of error +/-%					Total: Margin of error +/-%				
		2012	2013	2014	2015	2016	2012	2013	2014	2015	2016	2012	2013	2014	2015	2016
Tri-Service	Satisfied	2.3	2.4	2.3	2.5	2.3	2.2	2.4	1.9	2.2	1.8	1.9	2.1	1.6	1.9	1.6
	Neutral	2.2	2.3	2.2	2.3	2.2	2.1	2.3	1.8	2.1	1.7	1.8	2.0	1.6	1.8	1.5
	Dissatisfied	1.3	1.5	1.4	1.4	1.4	1.4	1.7	1.4	1.6	1.2	1.2	1.5	1.1	1.3	1.0
	<i>Unweighted count</i>															
Royal Navy	Satisfied	3.7	4.1	4.0	4.3	4.2	2.7	2.6	2.5	3.4	3.4	2.3	2.2	2.2	2.8	2.8
	Neutral	3.7	4.0	3.9	4.2	4.0	2.8	2.7	2.7	3.4	3.3	2.4	2.3	2.2	2.8	2.7
	Dissatisfied	2.1	2.4	2.6	2.2	2.3	2.1	2.1	2.2	2.5	2.5	1.7	1.7	1.8	2.0	2.0
	<i>Unweighted count</i>															
Royal Marines	Satisfied	5.0	5.3	4.3	5.1	6.0	2.4	2.3	1.9	2.2	2.1	2.2	2.1	1.8	2.1	2.0
	Neutral	4.7	5.1	4.1	4.9	5.8	2.4	2.3	1.9	2.2	2.0	2.2	2.1	1.7	2.0	1.9
	Dissatisfied	2.1	2.2	2.3	2.2	2.5	1.4	1.3	1.1	1.2	1.1	1.3	1.2	1.0	1.1	1.0
	<i>Unweighted count</i>															
Army	Satisfied	3.8	4.1	3.8	4.1	3.7	3.5	3.9	2.9	3.5	2.7	3.0	3.4	2.6	3.1	2.4
	Neutral	3.6	3.9	3.6	3.9	3.4	3.3	3.6	2.8	3.3	2.5	2.8	3.2	2.4	2.9	2.2
	Dissatisfied	2.1	2.5	2.2	2.5	2.2	2.2	2.7	2.0	2.4	1.7	1.9	2.3	1.8	2.1	1.5
	<i>Unweighted count</i>															
RAF	Satisfied	3.9	3.8	4.0	4.0	4.4	2.7	3.0	3.1	3.0	3.2	2.3	2.5	2.6	2.5	2.7
	Neutral	3.9	3.8	3.9	3.9	4.1	2.7	2.9	3.0	2.9	3.0	2.3	2.4	2.5	2.4	2.5
	Dissatisfied	2.5	2.4	2.7	2.2	2.5	1.9	2.1	2.2	2.1	2.1	1.6	1.7	1.8	1.7	1.8
	<i>Unweighted count</i>															

Key

	Margin of error less than 3%
	Margin of error 3% - 5%
	Margin of error 5% +

Margin of error is half the width of a 99% confidence interval. Darker colours indicate a greater degree of uncertainty in the estimate.

AFCAS 2016 Section 18 - Welfare

Source: Defence Statistics (Surveys)

Table B18.2 How satisfied are you with the following? The welfare support provided by the [Service] for my family.

		Officers: Margin of error +/-%					Other Ranks: Margin of error +/-%					Total: Margin of error +/-%				
		2012	2013	2014	2015	2016	2012	2013	2014	2015	2016	2012	2013	2014	2015	2016
Tri-Service	Satisfied	2.4	2.5	2.4	2.6	2.5	2.3	2.5	2.0	2.3	1.9	2.0	2.1	1.7	2.0	1.6
	Neutral	2.4	2.5	2.4	2.5	2.4	2.2	2.4	1.9	2.2	1.8	1.9	2.1	1.7	1.9	1.6
	Dissatisfied	2.1	2.2	2.1	2.0	1.9	1.8	2.1	1.7	1.9	1.5	1.6	1.8	1.4	1.6	1.3
	<i>Unweighted count</i>															
Royal Navy	Satisfied	3.7	4.0	4.0	4.4	4.3	2.7	2.6	2.5	3.4	3.4	2.3	2.2	2.1	2.8	2.8
	Neutral	3.9	4.3	4.2	4.5	4.3	2.9	2.8	2.8	3.5	3.5	2.5	2.4	2.3	2.9	2.9
	Dissatisfied	3.0	3.3	3.6	3.2	3.2	2.5	2.5	2.5	3.0	3.0	2.1	2.0	2.1	2.4	2.4
	<i>Unweighted count</i>															
Royal Marines	Satisfied	5.6	5.9	4.8	5.8	6.4	2.5	2.3	1.9	2.3	2.1	2.3	2.2	1.8	2.1	2.0
	Neutral	5.2	5.5	4.6	5.5	6.1	2.4	2.3	1.9	2.2	2.1	2.2	2.2	1.8	2.1	2.0
	Dissatisfied	3.7	4.1	3.1	3.8	4.3	1.7	1.6	1.3	1.5	1.3	1.6	1.5	1.2	1.4	1.3
	<i>Unweighted count</i>															
Army	Satisfied	4.1	4.3	4.0	4.5	4.0	3.7	4.0	3.0	3.7	2.9	3.2	3.5	2.6	3.2	2.5
	Neutral	3.9	4.1	3.9	4.2	3.8	3.5	3.9	3.0	3.5	2.7	3.1	3.4	2.6	3.1	2.4
	Dissatisfied	3.5	3.8	3.4	3.4	3.0	2.9	3.3	2.5	2.9	2.2	2.5	2.9	2.2	2.5	1.9
	<i>Unweighted count</i>															
RAF	Satisfied	3.7	3.8	4.0	4.2	4.7	2.7	3.0	3.2	3.2	3.4	2.3	2.5	2.7	2.6	2.8
	Neutral	4.2	4.0	4.2	4.1	4.6	2.8	3.1	3.2	3.1	3.3	2.4	2.6	2.6	2.6	2.7
	Dissatisfied	3.8	3.7	3.7	3.4	3.7	2.6	2.7	2.9	2.8	2.8	2.2	2.3	2.4	2.3	2.3
	<i>Unweighted count</i>															

Key

	Margin of error less than 3%
	Margin of error 3% - 5%
	Margin of error 5% +

Margin of error is half the width of a 99% confidence interval. Darker colours indicate a greater degree of uncertainty in the estimate.

Source: Defence Statistics (Surveys)

Table B18.3 How satisfied are you with the following? The support my spouse/partner gets from the [Service] when I am absent.

		Officers: Margin of error +/-%					Other Ranks: Margin of error +/-%					Total: Margin of error +/-%				
		2012	2013	2014	2015	2016	2012	2013	2014	2015	2016	2012	2013	2014	2015	2016
Tri-Service	Satisfied	2.5	2.6	2.5	2.7	2.6	2.5	2.7	2.1	2.5	2.1	2.1	2.2	1.7	2.0	1.7
	Neutral	2.6	2.6	2.6	2.7	2.6	2.5	2.6	2.2	2.5	2.1	2.1	2.2	1.8	2.0	1.8
	Dissatisfied	2.5	2.6	2.5	2.5	2.5	2.4	2.6	2.1	2.3	2.0	2.0	2.1	1.8	1.9	1.6
	<i>Unweighted count</i>															
Royal Navy	Satisfied	3.4	3.6	3.7	4.2	4.1	2.7	2.5	2.5	3.5	3.4	2.2	2.1	2.1	2.8	2.7
	Neutral	4.3	4.6	4.5	4.9	4.8	3.4	3.2	3.2	3.9	3.9	2.8	2.7	2.7	3.2	3.2
	Dissatisfied	4.0	4.2	4.4	4.5	4.4	3.4	3.2	3.3	3.9	3.9	2.7	2.6	2.7	3.2	3.1
	<i>Unweighted count</i>															
Royal Marines	Satisfied	6.5	6.4	5.5	6.6	7.1	3.2	2.9	2.5	2.9	2.7	2.9	2.6	2.3	2.7	2.5
	Neutral	6.3	6.3	5.6	6.6	7.3	3.3	3.0	2.6	3.0	2.8	3.0	2.7	2.4	2.7	2.6
	Dissatisfied	5.5	5.7	4.4	5.8	6.1	2.9	2.5	2.2	2.5	2.2	2.6	2.3	2.0	2.3	2.1
	<i>Unweighted count</i>															
Army	Satisfied	4.2	4.5	4.2	4.7	4.2	4.2	4.3	3.3	4.0	3.2	3.5	3.7	2.8	3.4	2.7
	Neutral	4.1	4.4	4.1	4.5	4.1	4.1	4.3	3.4	4.0	3.2	3.5	3.6	2.9	3.4	2.7
	Dissatisfied	4.2	4.4	4.1	4.1	3.8	4.0	4.2	3.3	3.7	2.9	3.3	3.5	2.8	3.1	2.5
	<i>Unweighted count</i>															
RAF n revised due to an	Satisfied	3.7	3.8	4.1	4.1	4.6	2.8	3.2	3.4	3.2	3.4	2.3	2.6	2.7	2.6	2.8
	Neutral	4.4	4.3	4.5	4.5	4.9	3.1	3.4	3.6	3.4	3.7	2.6	2.8	2.9	2.8	3.0
	Dissatisfied	4.3	4.1	4.4	4.3	4.7	3.2	3.3	3.5	3.5	3.5	2.6	2.7	2.8	2.8	2.9
	<i>Unweighted count</i>															

Key

	Margin of error less than 3%
	Margin of error 3% - 5%
	Margin of error 5% +

Margin of error is half the width of a 99% confidence interval. Darker colours indicate a greater degree of uncertainty in the estimate.

AFCAS 2016 Section 18 - Welfare

Source: Defence Statistics (Surveys)

Table B18.4 How satisfied are you with the following? The Operational/Deployment Welfare Package.

		Officers: Margin of error +/-%					Other Ranks: Margin of error +/-%					Total: Margin of error +/-%				
		2012	2013	2014	2015	2016	2012	2013	2014	2015	2016	2012	2013	2014	2015	2016
Tri-Service	Satisfied	2.6	2.6	2.3	1.9	1.9	1.6
	Neutral	2.5	2.5	2.3	1.9	1.9	1.6
	Dissatisfied	1.6	1.7	1.6	1.4	1.4	1.2
	<i>Unweighted count</i>															
Royal Navy	Satisfied	4.4	4.4	3.3	3.2	2.7	2.7
	Neutral	4.4	4.5	3.5	3.5	2.9	2.9
	Dissatisfied	3.3	3.5	3.0	3.0	2.5	2.5
	<i>Unweighted count</i>															
Royal Marines	Satisfied	5.9	6.4	2.3	2.1	2.2	2.0
	Neutral	5.5	6.4	2.3	2.2	2.2	2.0
	Dissatisfied	4.0	4.6	1.6	1.5	1.5	1.4
	<i>Unweighted count</i>															
Army	Satisfied	4.4	4.0	3.8	2.9	3.2	2.6
	Neutral	4.2	3.8	3.7	2.9	3.2	2.5
	Dissatisfied	2.4	2.4	2.6	2.0	2.2	1.7
	<i>Unweighted count</i>															
RAF	Satisfied	4.2	4.7	3.1	3.3	2.6	2.8
	Neutral	4.2	4.7	3.2	3.3	2.6	2.8
	Dissatisfied	3.1	3.7	2.6	2.7	2.1	2.2
	<i>Unweighted count</i>															

Key

- Margin of error less than 3%
- Margin of error 3% - 5%
- Margin of error 5% +

Margin of error is half the width of a 99% confidence interval. Darker colours indicate a greater degree of uncertainty in the estimate.

AFCAS 2016 Section 18 - Welfare

Source: Defence Statistics (Surveys)

Table B18.5 How satisfied are you with the following? My Divisional Officer.

		Officers: Margin of error +/-%					Other Ranks: Margin of error +/-%					Total: Margin of error +/-%				
		2012	2013	2014	2015	2016	2012	2013	2014	2015	2016	2012	2013	2014	2015	2016
Tri-Service	Satisfied
	Neutral
	Dissatisfied
	Not used
	Not heard of
	<i>Unweighted count</i>															
Royal Navy	Satisfied	3.3	3.0	2.4
	Neutral	2.6	2.5	2.0
	Dissatisfied	2.0	2.0	1.6
	Not used	1.6	1.0	0.8
	Not heard of	0.5	0.5	0.4
	<i>Unweighted count</i>															
Royal Marines	Satisfied
	Neutral
	Dissatisfied
	Not used
	Not heard of
	<i>Unweighted count</i>															
Army	Satisfied
	Neutral
	Dissatisfied
	Not used
	Not heard of
	<i>Unweighted count</i>															
RAF	Satisfied
	Neutral
	Dissatisfied
	Not used
	Not heard of
	<i>Unweighted count</i>															

Key

	Margin of error less than 3%
	Margin of error 3% - 5%

 Margin of error 5% +

Margin of error is half the width of a 99% confidence interval. Darker colours indicate a greater degree of uncertainty in the estimate.

AFCAS 2016 Section 18 - Welfare

Source: Defence Statistics (Surveys)

Table B18.6 How satisfied are you with the following? The Regimental system.

		Officers: Margin of error +/-%					Other Ranks: Margin of error +/-%					Total: Margin of error +/-%				
		2012	2013	2014	2015	2016	2012	2013	2014	2015	2016	2012	2013	2014	2015	2016
Tri-Service	Satisfied
	Neutral
	Dissatisfied
	Not used
	Not heard of
	<i>Unweighted count</i>															
Royal Navy	Satisfied
	Neutral
	Dissatisfied
	Not used
	Not heard of
	<i>Unweighted count</i>															
Royal Marines	Satisfied	5.4	1.8	1.7
	Neutral	4.7	1.9	1.8
	Dissatisfied	1.6	1.0	0.9
	Not used	3.0	1.0	1.0
	Not heard of	2.0	1.2	1.1
	<i>Unweighted count</i>															
Army	Satisfied
	Neutral
	Dissatisfied
	Not used
	Not heard of
	<i>Unweighted count</i>															
RAF	Satisfied
	Neutral
	Dissatisfied
	Not used
	Not heard of
	<i>Unweighted count</i>															

Key

	Margin of error less than 3%
	Margin of error 3% - 5%

 Margin of error 5% +

Margin of error is half the width of a 99% confidence interval. Darker colours indicate a greater degree of uncertainty in the estimate.

AFCAS 2016 Section 18 - Welfare

Source: Defence Statistics (Surveys)

Table B18.7 How satisfied are you with the following? My Unit Welfare Officer.

		Officers: Margin of error +/-%					Other Ranks: Margin of error +/-%					Total: Margin of error +/-%				
		2012	2013	2014	2015	2016	2012	2013	2014	2015	2016	2012	2013	2014	2015	2016
Tri-Service	Satisfied
	Neutral
	Dissatisfied
	Not used
	Not heard of
	<i>Unweighted count</i>															
Royal Navy	Satisfied
	Neutral
	Dissatisfied
	Not used
	Not heard of
	<i>Unweighted count</i>															
Royal Marines	Satisfied
	Neutral
	Dissatisfied
	Not used
	Not heard of
	<i>Unweighted count</i>															
Army	Satisfied	3.6	2.6	2.3
	Neutral	2.6	2.3	1.9
	Dissatisfied	1.6	1.3	1.2
	Not used	3.3	2.1	1.9
	Not heard of	1.5	0.9	0.8
	<i>Unweighted count</i>															
RAF	Satisfied
	Neutral
	Dissatisfied
	Not used
	Not heard of
	<i>Unweighted count</i>															

Key

	Margin of error less than 3%
	Margin of error 3% - 5%

 Margin of error 5% +

Margin of error is half the width of a 99% confidence interval. Darker colours indicate a greater degree of uncertainty in the estimate.

Table B18.8 How satisfied are you with the following? The chaplaincy support provided by the [Service].

		Officers: Margin of error +/-%					Other Ranks: Margin of error +/-%					Total: Margin of error +/-%				
		2012	2013	2014	2015	2016	2012	2013	2014	2015	2016	2012	2013	2014	2015	2016
Tri-Service	Satisfied	2.3	2.2	2.1	1.7	1.8	1.5
	Neutral	1.8	1.6	1.9	1.5	1.6	1.2
	Dissatisfied	0.7	0.7	0.7	0.5	0.6	0.5
	Not used	2.2	2.1	1.9	1.5	1.6	1.3
	Not heard of	0.3	0.4	0.8	0.5	0.6	0.5
	<i>Unweighted count</i>															
Royal Navy	Satisfied	3.9	3.7	3.2	3.1	2.6	2.6
	Neutral	3.1	2.9	2.8	2.8	2.2	2.2
	Dissatisfied	1.3	1.1	1.1	0.9	0.9	0.7
	Not used	3.8	3.7	2.9	2.9	2.4	2.4
	Not heard of	0.4	0.5	0.7	0.6	0.5	0.4
	<i>Unweighted count</i>															
Royal Marines	Satisfied	5.5	5.7	2.1	1.9	1.9	1.8
	Neutral	4.1	4.8	2.0	1.9	1.8	1.7
	Dissatisfied	0.9	1.7	0.6	0.7	0.5	0.6
	Not used	5.0	5.0	1.9	1.6	1.8	1.5
	Not heard of	0.7	0.5	0.6	0.5	0.5
	<i>Unweighted count</i>															
Army	Satisfied	4.0	3.6	3.3	2.6	2.9	2.3
	Neutral	3.0	2.6	3.0	2.3	2.6	1.9
	Dissatisfied	1.3	1.3	1.1	0.8	0.9	0.7
	Not used	3.6	3.3	3.0	2.3	2.6	2.0
	Not heard of	0.6	0.7	1.3	0.9	1.1	0.7
	<i>Unweighted count</i>															
RAF	Satisfied	3.8	4.1	2.8	3.0	2.4	2.5
	Neutral	2.7	3.0	2.3	2.3	1.9	1.9
	Dissatisfied	1.0	1.2	1.0	0.9	0.8	0.7
	Not used	3.6	3.9	2.9	3.0	2.4	2.5
	Not heard of	0.4	0.4	0.7	0.8	0.6	0.6
	<i>Unweighted count</i>															

Key

	Margin of error less than 3%
	Margin of error 3% - 5%

 Margin of error 5% +

Margin of error is half the width of a 99% confidence interval. Darker colours indicate a greater degree of uncertainty in the estimate.

AFCAS 2016 Section 18 - Welfare

Source: Defence Statistics (Surveys)

Table B18.9 How satisfied are you with the following? The [Service] Welfare, Personal Support.

		Officers: Margin of error +/-%					Other Ranks: Margin of error +/-%					Total: Margin of error +/-%				
		2012	2013	2014	2015	2016	2012	2013	2014	2015	2016	2012	2013	2014	2015	2016
Tri-Service	Satisfied
	Neutral
	Dissatisfied
	Not used
	Not heard of
	<i>Unweighted count</i>															
Royal Navy	Satisfied	3.5	2.9	2.4
	Neutral	3.1	2.8	2.3
	Dissatisfied	1.5	1.8	1.4
	Not used	3.8	2.9	2.4
	Not heard of	1.0	1.0	0.8
	<i>Unweighted count</i>															
Royal Marines	Satisfied	5.8	1.9	1.8
	Neutral	4.7	1.8	1.7
	Dissatisfied	2.0	0.9	0.8
	Not used	5.2	1.5	1.5
	Not heard of	0.5	0.5
	<i>Unweighted count</i>															
Army	Satisfied	3.4	2.6	2.2
	Neutral	2.9	2.3	2.0
	Dissatisfied	1.2	1.1	1.0
	Not used	3.5	2.3	2.0
	Not heard of	1.2	0.9	0.8
	<i>Unweighted count</i>															
RAF	Satisfied
	Neutral
	Dissatisfied
	Not used
	Not heard of
	<i>Unweighted count</i>															

Key

	Margin of error less than 3%
	Margin of error 3% - 5%

Margin of error 5% +

Margin of error is half the width of a 99% confidence interval. Darker colours indicate a greater degree of uncertainty in the estimate.

AFCAS 2016 Section 18 - Welfare

Source: Defence Statistics (Surveys)

Table B18.10 How satisfied are you with the following? SSAFA-FH (Soldiers, Sailors, Airmen and Families Association - Forces Help).

		Officers: Margin of error +/-%					Other Ranks: Margin of error +/-%					Total: Margin of error +/-%				
		2012	2013	2014	2015	2016	2012	2013	2014	2015	2016	2012	2013	2014	2015	2016
Tri-Service	Satisfied	2.2	2.0	1.7	..
	Neutral	1.9	1.9	1.6	..
	Dissatisfied	0.5	0.6	0.5	..
	Not used	2.3	2.0	1.7	..
	Not heard of	0.6	1.1	0.9	..
	<i>Unweighted count</i>															
Royal Navy	Satisfied	3.2	2.8	2.3	..
	Neutral	3.3	2.9	2.3	..
	Dissatisfied	1.0	1.0	0.8	..
	Not used	4.0	3.1	2.6	..
	Not heard of	1.4	1.8	1.4	..
	<i>Unweighted count</i>															
Royal Marines	Satisfied	4.9	1.8	1.7	..
	Neutral	4.6	2.0	1.9	..
	Dissatisfied	0.7	0.6	..
	Not used	5.4	1.9	1.8	..
	Not heard of	2.0	1.3	1.2	..
	<i>Unweighted count</i>															
Army	Satisfied	3.9	3.2	2.8	..
	Neutral	3.2	3.0	2.6	..
	Dissatisfied	0.8	0.9	0.8	..
	Not used	3.9	3.1	2.7	..
	Not heard of	1.0	1.8	1.5	..
	<i>Unweighted count</i>															
RAF	Satisfied	3.7	4.0	2.8	3.0	2.3	2.5
	Neutral	2.9	3.1	2.2	2.3	1.9	1.9
	Dissatisfied	0.9	1.2	1.1	1.1	0.9	0.9
	Not used	3.7	4.1	2.9	3.0	2.4	2.5
	Not heard of	0.5	0.7	0.7	0.7	0.5	0.6
	<i>Unweighted count</i>															

Key

	Margin of error less than 3%
	Margin of error 3% - 5%

 Margin of error 5% +

Margin of error is half the width of a 99% confidence interval. Darker colours indicate a greater degree of uncertainty in the estimate.

AFCAS 2016 Section 18 - Welfare

Source: Defence Statistics (Surveys)

Table B18.11 How satisfied are you with the following? The [Service] Welfare, Community Support.

		Officers: Margin of error +/-%					Other Ranks: Margin of error +/-%					Total: Margin of error +/-%				
		2012	2013	2014	2015	2016	2012	2013	2014	2015	2016	2012	2013	2014	2015	2016
Tri-Service	Satisfied
	Neutral
	Dissatisfied
	Not used
	Not heard of
	<i>Unweighted count</i>															
Royal Navy	Satisfied	3.2	2.7	2.2
	Neutral	3.1	2.9	2.3
	Dissatisfied	1.4	1.7	1.4
	Not used	3.8	3.0	2.5
	Not heard of	1.2	1.4	1.1
	<i>Unweighted count</i>															
Royal Marines	Satisfied	5.5	1.8	1.7
	Neutral	5.2	1.9	1.8
	Dissatisfied	2.1	0.9	0.8
	Not used	5.3	1.6	1.5
	Not heard of	1.2	0.7	0.6
	<i>Unweighted count</i>															
Army	Satisfied	3.3	2.5	2.2
	Neutral	3.0	2.3	2.0
	Dissatisfied	1.3	1.1	0.9
	Not used	3.6	2.3	2.0
	Not heard of	1.3	1.1	1.0
	<i>Unweighted count</i>															
RAF	Satisfied
	Neutral
	Dissatisfied
	Not used
	Not heard of
	<i>Unweighted count</i>															

Key

	Margin of error less than 3%
	Margin of error 3% - 5%

 Margin of error 5% +

Margin of error is half the width of a 99% confidence interval. Darker colours indicate a greater degree of uncertainty in the estimate.

AFCAS 2016 Section 18 - Welfare

Source: Defence Statistics (Surveys)

Table B18.12 How satisfied are you with the following? The HIVE. (RN/RM: [Service] Welfare Information Services (inc. HIVE) - Army: The Army Welfare Service, The HIVE)

		Officers: Margin of error +/-%					Other Ranks: Margin of error +/-%					Total: Margin of error +/-%				
		2012	2013	2014	2015	2016	2012	2013	2014	2015	2016	2012	2013	2014	2015	2016
Tri-Service	Satisfied	2.2	2.1	2.1	1.7	1.7	1.4
	Neutral	2.0	1.9	2.0	1.5	1.7	1.3
	Dissatisfied	0.9	0.9	0.7	0.7	0.6	0.6
	Not used	2.3	2.2	1.9	1.6	1.6	1.3
	Not heard of	0.5	0.4	0.8	0.5	0.7	0.4
	<i>Unweighted count</i>															
Royal Navy	Satisfied	3.4	3.3	2.9	2.9	2.4	2.3
	Neutral	3.4	3.3	3.0	2.9	2.4	2.3
	Dissatisfied	1.4	1.6	1.2	1.6	1.0	1.3
	Not used	4.0	3.8	3.1	3.0	2.5	2.5
	Not heard of	1.1	0.8	1.0	0.9	0.8	0.7
	<i>Unweighted count</i>															
Royal Marines	Satisfied	5.1	5.6	2.0	1.9	1.9	1.8
	Neutral	4.7	5.1	2.0	1.9	1.9	1.8
	Dissatisfied	1.4	2.2	0.7	0.8	0.7	0.8
	Not used	5.3	5.3	1.9	1.6	1.8	1.5
	Not heard of	0.8	0.7	0.7	0.6	0.7	0.5
	<i>Unweighted count</i>															
Army	Satisfied	3.6	3.9	3.6	3.8	3.4	3.4	3.7	2.7	3.3	2.5	2.9	3.2	2.4	2.8	2.2
	Neutral	3.1	3.3	3.2	3.4	3.0	3.0	3.3	2.5	3.1	2.3	2.6	2.8	2.2	2.7	2.0
	Dissatisfied	1.4	1.3	1.4	1.5	1.4	1.2	1.3	1.0	1.1	1.0	1.0	1.2	0.9	1.0	0.9
	Not used	3.6	3.9	3.6	3.8	3.5	3.0	3.4	2.6	3.0	2.3	2.6	3.0	2.3	2.6	2.0
	Not heard of	0.6	0.5	0.8	0.9	0.8	1.0	1.0	1.0	1.3	0.8	0.9	0.9	0.9	1.1	0.7
	<i>Unweighted count</i>															
RAF	Satisfied	3.6	4.0	2.8	3.0	2.3	2.5
	Neutral	3.2	3.4	2.5	2.4	2.0	2.0
	Dissatisfied	1.3	1.4	0.9	0.9	0.8	0.8
	Not used	3.7	4.0	2.8	3.0	2.4	2.5
	Not heard of	0.5	0.6	0.5	0.5	0.4	0.4
	<i>Unweighted count</i>															

Key

	Margin of error less than 3%
	Margin of error 3% - 5%

 Margin of error 5% +

Margin of error is half the width of a 99% confidence interval. Darker colours indicate a greater degree of uncertainty in the estimate.

AFCAS 2016 Section 18 - Welfare

Source: Defence Statistics (Surveys)

Table B18.13 How satisfied are you with the following? The [Service] Families Federation.

		Officers: Margin of error +/-%					Other Ranks: Margin of error +/-%					Total: Margin of error +/-%				
		2012	2013	2014	2015	2016	2012	2013	2014	2015	2016	2012	2013	2014	2015	2016
Tri-Service	Satisfied	2.1	2.0	1.8	1.6	1.6	1.3
	Neutral	2.0	1.9	1.9	1.5	1.6	1.3
	Dissatisfied	0.6	0.7	0.6	0.6	0.5	0.5
	Not used	2.3	2.2	2.0	1.6	1.7	1.4
	Not heard of	0.9	0.9	1.5	1.0	1.2	0.8
	<i>Unweighted count</i>															
Royal Navy	Satisfied	3.3	3.2	2.7	2.7	2.2	2.2
	Neutral	3.3	3.2	2.9	2.8	2.4	2.3
	Dissatisfied	1.3	1.2	1.2	1.4	0.9	1.1
	Not used	4.0	3.8	3.1	3.1	2.6	2.5
	Not heard of	1.5	0.9	1.6	1.5	1.3	1.2
	<i>Unweighted count</i>															
Royal Marines	Satisfied	4.7	5.2	1.8	1.7	1.7	1.6
	Neutral	4.7	5.2	2.0	1.9	1.8	1.8
	Dissatisfied	0.9	1.9	0.7	0.8	0.6	0.7
	Not used	5.4	5.4	1.9	1.6	1.8	1.5
	Not heard of	2.6	2.3	1.4	1.3	1.3	1.2
	<i>Unweighted count</i>															
Army	Satisfied	3.7	3.2	2.9	2.4	2.5	2.1
	Neutral	3.3	3.0	3.0	2.3	2.6	2.0
	Dissatisfied	1.0	1.2	0.9	0.9	0.8	0.8
	Not used	3.9	3.6	3.1	2.4	2.7	2.1
	Not heard of	1.6	1.5	2.4	1.6	2.0	1.4
	<i>Unweighted count</i>															
RAF	Satisfied	3.3	3.4	2.4	2.6	2.0	2.2
	Neutral	3.1	3.5	2.5	2.4	2.0	2.0
	Dissatisfied	1.0	1.0	0.7	0.7	0.6	0.6
	Not used	3.8	4.1	2.9	3.1	2.4	2.6
	Not heard of	1.2	1.4	1.2	1.5	1.0	1.2
	<i>Unweighted count</i>															

Key

	Margin of error less than 3%
	Margin of error 3% - 5%

 Margin of error 5% +

Margin of error is half the width of a 99% confidence interval. Darker colours indicate a greater degree of uncertainty in the estimate.

AFCAS 2016 Section 18 - Welfare

Source: Defence Statistics (Surveys)

Table B18.14 How satisfied are you with the following? The welfare webpages on the RN website.

		Officers: Margin of error +/-%					Other Ranks: Margin of error +/-%					Total: Margin of error +/-%				
		2012	2013	2014	2015	2016	2012	2013	2014	2015	2016	2012	2013	2014	2015	2016
Tri-Service	Satisfied
	Neutral
	Dissatisfied
	Not used
	Not heard of
	<i>Unweighted count</i>															
Royal Navy	Satisfied	3.0	2.6	2.1
	Neutral	3.3	2.9	2.3
	Dissatisfied	1.4	1.5	1.2
	Not used	3.8	3.1	2.5
	Not heard of	1.5	1.5	1.2
	<i>Unweighted count</i>															
Royal Marines	Satisfied	4.9	1.7	1.6
	Neutral	5.3	1.9	1.8
	Dissatisfied	2.0	0.7	0.7
	Not used	5.6	1.7	1.6
	Not heard of	2.4	1.1	1.0
	<i>Unweighted count</i>															
Army	Satisfied
	Neutral
	Dissatisfied
	Not used
	Not heard of
	<i>Unweighted count</i>															
RAF	Satisfied
	Neutral
	Dissatisfied
	Not used
	Not heard of
	<i>Unweighted count</i>															

Key

	Margin of error less than 3%
	Margin of error 3% - 5%

 Margin of error 5% +

Margin of error is half the width of a 99% confidence interval. Darker colours indicate a greater degree of uncertainty in the estimate.

AFCAS 2016 Section 18 - Welfare

Source: Defence Statistics (Surveys)

Table B18.15 How satisfied are you with the following? The Community Development Officer/Worker.

		Officers: Margin of error +/-%					Other Ranks: Margin of error +/-%					Total: Margin of error +/-%				
		2012	2013	2014	2015	2016	2012	2013	2014	2015	2016	2012	2013	2014	2015	2016
Tri-Service	Satisfied	1.8	1.8	1.5	..
	Neutral	2.0	1.9	1.6	..
	Dissatisfied	0.8	0.6	0.5	..
	Not used	2.3	2.0	1.7	..
	Not heard of	1.6	1.5	1.3	..
	<i>Unweighted count</i>															
Royal Navy	Satisfied	2.2	2.2	1.8	..
	Neutral	3.2	3.0	2.4	..
	Dissatisfied	1.2	1.1	0.9	..
	Not used	4.0	3.1	2.5	..
	Not heard of	3.1	2.4	2.0	..
	<i>Unweighted count</i>															
Royal Marines	Satisfied	4.2	1.7	1.6	..
	Neutral	4.6	2.0	1.8	..
	Dissatisfied	0.9	0.7	0.6	..
	Not used	5.4	1.9	1.8	..
	Not heard of	3.5	1.5	1.4	..
	<i>Unweighted count</i>															
Army	Satisfied	3.1	2.8	2.5	..
	Neutral	3.3	3.0	2.6	..
	Dissatisfied	1.3	1.0	0.8	..
	Not used	3.9	3.1	2.7	..
	Not heard of	2.8	2.5	2.2	..
	<i>Unweighted count</i>															
RAF	Satisfied	3.2	3.3	2.5	2.7	2.1	2.2
	Neutral	3.1	3.4	2.5	2.5	2.0	2.1
	Dissatisfied	1.4	1.6	0.9	0.9	0.8	0.8
	Not used	3.8	4.1	2.9	3.1	2.4	2.6
	Not heard of	1.7	1.9	1.4	1.7	1.2	1.4
	<i>Unweighted count</i>															

Key

	Margin of error less than 3%
	Margin of error 3% - 5%

 Margin of error 5% +

Margin of error is half the width of a 99% confidence interval. Darker colours indicate a greater degree of uncertainty in the estimate.

AFCAS 2016 Section 18 - Welfare

Source: Defence Statistics (Surveys)

Table B18.16 How satisfied are you with the following? Naval Service Welfare social media (e.g. Facebook).

		Officers: Margin of error +/-%					Other Ranks: Margin of error +/-%					Total: Margin of error +/-%				
		2012	2013	2014	2015	2016	2012	2013	2014	2015	2016	2012	2013	2014	2015	2016
Tri-Service	Satisfied	
	Neutral	
	Dissatisfied	
	Not used	
	Not heard of	
	<i>Unweighted count</i>															
Royal Navy	Satisfied	2.7	2.5	2.0
	Neutral	3.2	2.9	2.3
	Dissatisfied	1.2	1.4	1.1
	Not used	3.8	3.1	2.5
	Not heard of	2.1	1.8	1.4
	<i>Unweighted count</i>															
Royal Marines	Satisfied	4.6	1.6	1.5
	Neutral	5.4	1.9	1.8
	Dissatisfied	1.6	0.7	0.7
	Not used	5.6	1.7	1.6
	Not heard of	2.3	1.2	1.1
	<i>Unweighted count</i>															
Army	Satisfied
	Neutral
	Dissatisfied
	Not used
	Not heard of
	<i>Unweighted count</i>															
RAF	Satisfied
	Neutral
	Dissatisfied
	Not used
	Not heard of
	<i>Unweighted count</i>															

Key

	Margin of error less than 3%
	Margin of error 3% - 5%

 Margin of error 5% +

Margin of error is half the width of a 99% confidence interval. Darker colours indicate a greater degree of uncertainty in the estimate.

AFCAS 2016 Section 18 - Welfare

Source: Defence Statistics (Surveys)

Table B18.17 How satisfied are you with the following? My Unit's Service Community Support Officer (SCSO).

		Officers: Margin of error +/-%					Other Ranks: Margin of error +/-%					Total: Margin of error +/-%				
		2012	2013	2014	2015	2016	2012	2013	2014	2015	2016	2012	2013	2014	2015	2016
Tri-Service	Satisfied	1.8	1.8	1.5	..
	Neutral	1.9	1.9	1.6	..
	Dissatisfied	0.7	0.8	0.6	..
	Not used	2.3	2.0	1.7	..
	Not heard of	1.8	1.6	1.3	..
	<i>Unweighted count</i>															
Royal Navy	Satisfied	1.9	2.2	1.8	..
	Neutral	3.1	2.9	2.4	..
	Dissatisfied	1.1	1.2	1.0	..
	Not used	4.0	3.1	2.5	..
	Not heard of	3.6	2.6	2.1	..
	<i>Unweighted count</i>															
Royal Marines	Satisfied	4.3	1.7	1.6	..
	Neutral	4.5	2.0	1.8	..
	Dissatisfied	1.2	0.7	0.6	..
	Not used	5.4	1.9	1.8	..
	Not heard of	3.7	1.5	1.4	..
	<i>Unweighted count</i>															
Army	Satisfied	3.1	2.9	2.5	..
	Neutral	3.3	3.0	2.6	..
	Dissatisfied	1.1	1.2	1.0	..
	Not used	3.8	3.1	2.7	..
	Not heard of	3.2	2.5	2.2	..
	<i>Unweighted count</i>															
RAF	Satisfied	3.2	3.5	2.5	2.7	2.1	2.3
	Neutral	3.0	3.4	2.4	2.5	2.0	2.1
	Dissatisfied	1.4	1.6	1.0	0.9	0.8	0.8
	Not used	3.8	4.1	2.9	3.1	2.4	2.5
	Not heard of	2.0	2.3	1.6	1.7	1.3	1.4
	<i>Unweighted count</i>															

Key

	Margin of error less than 3%
	Margin of error 3% - 5%

 Margin of error 5% +

Margin of error is half the width of a 99% confidence interval. Darker colours indicate a greater degree of uncertainty in the estimate.




AFCAS 2016 Section 18 - Welfare

Source: Defence Statistics (Surveys)

Table B18.18 How satisfied are you with the following? My Unit's Welfare staffs.

		Officers: Margin of error +/-%					Other Ranks: Margin of error +/-%					Total: Margin of error +/-%				
		2012	2013	2014	2015	2016	2012	2013	2014	2015	2016	2012	2013	2014	2015	2016
Tri-Service	Satisfied
	Neutral
	Dissatisfied
	Not used
	Not heard of
	<i>Unweighted count</i>															
Royal Navy	Satisfied
	Neutral
	Dissatisfied
	Not used
	Not heard of
	<i>Unweighted count</i>															
Royal Marines	Satisfied
	Neutral
	Dissatisfied
	Not used
	Not heard of
	<i>Unweighted count</i>															
Army	Satisfied
	Neutral
	Dissatisfied
	Not used
	Not heard of
	<i>Unweighted count</i>															
RAF	Satisfied	3.7	2.8	2.3
	Neutral	3.6	2.5	2.1
	Dissatisfied	1.7	1.0	0.9
	Not used	4.0	3.0	2.5
	Not heard of	1.6	1.4	1.1
	<i>Unweighted count</i>															

Key

	Margin of error less than 3%
	Margin of error 3% - 5%
	Margin of error 5% +

Margin of error is half the width of a 99% confidence interval. Darker colours indicate a greater degree of uncertainty in the estimate.

AFCAS 2016 Section 19 - Your Accommodation

Source: Defence Statistics (Surveys)

Table B19.1 What kind of accommodation do you live in at present during the working week?

		Officers: Margin of error +/-%					Other Ranks: Margin of error +/-%					Total: Margin of error +/-%				
		2012	2013	2014	2015	2016	2012	2013	2014	2015	2016	2012	2013	2014	2015	2016
Tri-Service	Service Family Accommodation	2.1	2.3	2.2	2.3	2.2	1.9	2.1	1.7	1.9	1.5	1.6	1.8	1.4	1.6	1.3
	Substitute Service Family Accommodation	0.7	0.8	0.8	0.8	0.6	0.5	0.6	0.4	0.3	0.4	0.4	0.5	0.4	0.3	0.3
	Single Living Accommodation	1.9	1.9	1.9	2.0	1.9	2.0	2.2	1.7	2.0	1.6	1.7	1.9	1.5	1.7	1.4
	Substitute Single Living Accommodation	1.0	1.0	1.1	1.0	1.0	0.4	0.8	0.6	0.6	0.5	0.4	0.7	0.6	0.5	0.4
	Property I own	1.8	1.9	1.8	1.9	1.9	1.0	0.9	0.9	0.9	0.9	0.9	0.8	0.8	0.8	0.8
	Privately rented accommodation	0.7	0.8	0.7	0.7	0.7	0.7	0.8	0.6	0.7	0.6	0.6	0.7	0.5	0.6	0.5
	Relative's home	0.1	0.2	0.2	0.3	0.2	0.4	0.1	0.2	0.2	0.3	0.3	0.1	0.2	0.1	0.2
	Other	0.4	0.5	0.5	0.3	0.5	0.6	0.3	0.4	0.4	0.4	0.5	0.3	0.3	0.3	0.4
	Onboard a ship or submarine	0.4	0.3	0.4	0.4	0.4	0.3	0.3	0.3	0.4	0.3	0.3	0.2	0.3	0.3	0.3
<i>Unweighted count</i>																
Royal Navy	Service Family Accommodation	2.7	3.2	3.0	3.3	3.1	1.8	1.8	1.8	2.3	2.2	1.5	1.6	1.6	1.9	1.9
	Substitute Service Family Accommodation	1.0	1.2	1.3	1.2	1.3	0.6	0.8	0.6	0.8	0.9	0.5	0.7	0.5	0.7	0.7
	Single Living Accommodation	2.8	3.1	3.1	3.3	3.2	2.4	2.3	2.2	3.0	3.0	1.9	1.9	1.8	2.4	2.4
	Substitute Single Living Accommodation	1.9	2.1	1.9	2.0	2.1	1.0	0.8	0.9	1.1	1.1	0.9	0.8	0.8	1.0	0.9
	Property I own	3.4	3.6	3.6	3.8	3.6	2.0	2.0	2.0	2.5	2.4	1.7	1.7	1.8	2.1	2.0
	Privately rented accommodation	1.1	1.4	1.2	1.2	1.1	1.3	1.2	1.0	1.5	1.4	1.1	1.0	0.8	1.2	1.1
	Relative's home	0.3	0.4	0.6	0.6	0.3	0.9	0.7	0.8	0.7	0.9	0.7	0.5	0.6	0.6	0.7
	Other	0.5	0.9	0.9	0.7	1.2	0.9	0.8	0.8	0.9	1.1	0.7	0.7	0.6	0.7	0.9
	Onboard a ship or submarine	1.8	1.6	2.1	1.9	1.7	2.2	2.0	2.1	2.5	2.2	1.8	1.6	1.7	1.9	1.8
<i>Unweighted count</i>																
Royal Marines	Service Family Accommodation	4.1	4.2	3.6	4.5	4.8	1.6	1.5	1.2	1.5	1.3	1.5	1.4	1.1	1.4	1.3
	Substitute Service Family Accommodation	1.8	2.0	1.6	1.7	1.8	0.6	0.6	0.5	0.5	0.5	0.6	0.6	0.5	0.5	0.5
	Single Living Accommodation	4.9	5.1	4.1	4.9	5.3	2.3	2.2	1.8	2.1	1.9	2.1	2.0	1.6	1.9	1.8
	Substitute Single Living Accommodation	2.1	2.0	1.5	2.1	2.2	1.0	1.0	0.8	0.8	0.8	0.9	0.9	0.7	0.7	0.7
	Property I own	5.0	4.9	3.9	5.0	5.2	1.7	1.6	1.2	1.5	1.4	1.6	1.5	1.2	1.5	1.4
	Privately rented accommodation	1.6	2.4	1.7	2.0	1.5	0.9	1.0	0.7	0.7	0.7	0.8	0.9	0.6	0.7	0.7
	Relative's home	0.4	0.6	0.7	0.4	0.5	0.4	0.3	0.3	0.4	0.4	0.3	0.3	0.3
	Other	0.8	1.4	1.3	0.6	0.7	0.8	0.8	0.8	0.7	0.6	0.7	0.8	0.7	0.7	0.6
	Onboard a ship or submarine	1.0	1.0	0.9	1.1	1.1	0.6	0.7	0.5	0.7	0.6	0.6	0.6	0.5	0.6	0.6
<i>Unweighted count</i>																
Army	Service Family Accommodation	3.7	4.0	3.7	3.9	3.6	3.0	3.4	2.5	3.0	2.3	2.6	3.0	2.2	2.6	2.1
	Substitute Service Family Accommodation	1.2	1.3	1.2	1.4	0.9	0.8	0.9	0.7	0.4	0.6	0.7	0.8	0.6	0.4	0.5
	Single Living Accommodation	3.2	3.2	3.2	3.5	3.1	3.2	3.6	2.7	3.1	2.5	2.8	3.1	2.3	2.7	2.1
	Substitute Single Living Accommodation	1.6	1.7	1.8	1.6	1.5	0.7	1.3	1.0	0.9	0.7	0.6	1.2	0.9	0.8	0.7
	Property I own	2.9	3.0	2.7	2.9	2.8	1.4	1.2	1.1	1.2	1.2	1.2	1.1	1.0	1.1	1.1
	Privately rented accommodation	1.1	1.3	1.0	1.0	1.1	1.1	1.2	0.9	1.1	0.8	0.9	1.0	0.8	0.9	0.7

	Relative's home	..	0.3	0.3	0.5	0.2	0.6	0.2	0.3	0.2	0.4	0.5	0.1	0.3	0.2	0.3
	Other	0.6	1.0	0.7	0.5	0.8	0.9	0.5	0.6	0.6	0.6	0.8	0.5	0.5	0.5	0.6
	Onboard a ship or subma
	<i>Unweighted count</i>															
RAF	Service Family Accommo	3.5	3.5	3.7	3.6	4.0	2.4	2.6	2.8	2.7	2.8	2.0	2.1	2.3	2.3	2.3
	Substitute Service Family	1.3	1.4	1.6	1.3	1.2	0.6	0.6	0.5	0.5	0.4	0.6	0.6	0.5	0.5	0.4
	Single Living Accommoda	3.1	2.9	3.1	3.1	3.2	2.5	2.7	2.8	2.8	2.9	2.0	2.2	2.3	2.3	2.3
	Substitute Single Living A	1.6	1.5	1.7	1.7	1.9	0.7	0.9	0.8	0.7	0.8	0.6	0.7	0.8	0.6	0.7
	Property I own	3.5	3.4	3.6	3.4	3.9	2.0	2.2	2.2	2.2	2.4	1.7	1.8	1.9	1.8	2.1
	Privately rented accomm	1.5	1.5	1.5	1.5	1.2	1.2	1.3	1.3	1.3	1.2	1.0	1.1	1.0	1.1	1.0
	Relative's home	..	0.2	0.3	0.3	0.4	0.4	0.3	0.3	0.2	0.1	0.3	0.2	0.3	0.2	0.1
	Other	0.6	0.4	0.8	0.6	0.7	0.3	0.4	0.3	0.4	0.2	0.2	0.3	0.3	0.3	0.2
	Onboard a ship or subma
	<i>Unweighted count</i>															

Key

	Margin of error less than 3%
	Margin of error 3% - 5%
	Margin of error 5% +

Margin of error is half the width of a 99% confidence interval. Darker colours indicate a greater degree of uncertainty in the estimate.

Table B19.2 If you have moved from your own home into Service Accommodation in the last 12 months, what was/were the reason(s) for this? Posting requirement.

		Officers: Margin of error +/-%					Other Ranks: Margin of error +/-%					Total: Margin of error +/-%				
		2012	2013	2014	2015	2016	2012	2013	2014	2015	2016	2012	2013	2014	2015	2016
Tri-Service	Not ticked	5.4	6.0	5.8	3.9	3.7	7.2	7.0	6.2	4.1	3.4	5.8	5.6	5.0	3.5	2.9
	Ticked	5.4	6.0	5.8	3.9	3.7	7.2	7.0	6.2	4.1	3.4	5.8	5.6	5.0	3.5	2.9
	<i>Unweighted count</i>															
Royal Navy	Not ticked	6.9	8.9	8.4	5.8	5.3	8.5	8.6	8.2	5.7	5.6	6.5	6.5	6.4	4.7	4.4
	Ticked	6.9	8.9	8.4	5.8	5.3	8.5	8.6	8.2	5.7	5.6	6.5	6.5	6.4	4.7	4.4
	<i>Unweighted count</i>															
Royal Marines	Not ticked	16.4	16.8	14.3	8.3	10.8	9.1	8.1	7.4	4.0	4.1	8.1	7.4	6.7	3.7	3.8
	Ticked	16.4	16.8	14.3	8.3	10.8	9.1	8.1	7.4	4.0	4.1	8.1	7.4	6.7	3.7	3.8
	<i>Unweighted count</i>															
Army	Not ticked	10.9	12.7	10.8	7.0	6.5	13.5	13.5	10.2	5.9	4.8	11.3	11.3	8.7	5.3	4.3
	Ticked	10.9	12.7	10.8	7.0	6.5	13.5	13.5	10.2	5.9	4.8	11.3	11.3	8.7	5.3	4.3
	<i>Unweighted count</i>															
RAF	Not ticked	9.3	9.0	9.8	6.3	7.2	8.4	8.7	9.8	6.6	6.8	6.6	6.9	7.7	5.3	5.5
	Ticked	9.3	9.0	9.8	6.3	7.2	8.4	8.7	9.8	6.6	6.8	6.6	6.9	7.7	5.3	5.5
	<i>Unweighted count</i>															

Key

	Margin of error less than 3%
	Margin of error 3% - 5%
	Margin of error 5% +

Margin of error is half the width of a 99% confidence interval. Darker colours indicate a greater degree of uncertainty in the estimate.

AFCAS 2016 Section 19 - Your Accommodation

Source: Defence Statistics (Surveys)

Table B19.3 If you have moved from your own home into Service Accommodation in the last 12 months, what was/were the reason(s) for this? Economy.

		Officers: Margin of error +/-%					Other Ranks: Margin of error +/-%					Total: Margin of error +/-%				
		2012	2013	2014	2015	2016	2012	2013	2014	2015	2016	2012	2013	2014	2015	2016
Tri-Service	Not ticked	4.5	3.9	4.8	1.4	2.1	6.1	6.0	4.9	2.2	2.0	4.9	4.7	4.0	1.9	1.7
	Ticked	4.5	3.9	4.8	1.4	2.1	6.1	6.0	4.9	2.2	2.0	4.9	4.7	4.0	1.9	1.7
	<i>Unweighted count</i>															
Royal Navy	Not ticked	5.2	8.2	7.4	3.4	3.2	7.1	7.2	6.9	3.4	3.2	5.4	5.6	5.4	2.8	2.6
	Ticked	5.2	8.2	7.4	3.4	3.2	7.1	7.2	6.9	3.4	3.2	5.4	5.6	5.4	2.8	2.6
	<i>Unweighted count</i>															
Royal Marines	Not ticked	10.0	9.6	10.6	6.2	5.9	9.2	7.0	7.0	2.9	3.0	7.9	6.3	6.2	2.6	2.7
	Ticked	10.0	9.6	10.6	6.2	5.9	9.2	7.0	7.0	2.9	3.0	7.9	6.3	6.2	2.6	2.7
	<i>Unweighted count</i>															
Army	Not ticked	9.1	5.4	8.6	1.8	3.8	11.7	11.7	8.1	3.1	2.8	9.7	9.6	6.8	2.8	2.5
	Ticked	9.1	5.4	8.6	1.8	3.8	11.7	11.7	8.1	3.1	2.8	9.7	9.6	6.8	2.8	2.5
	<i>Unweighted count</i>															
RAF	Not ticked	8.0	7.3	8.0	2.8	2.8	6.4	7.7	7.5	3.6	4.1	5.2	6.0	5.9	2.9	3.2
	Ticked	8.0	7.3	8.0	2.8	2.8	6.4	7.7	7.5	3.6	4.1	5.2	6.0	5.9	2.9	3.2
	<i>Unweighted count</i>															

Key

	Margin of error less than 3%
	Margin of error 3% - 5%
	Margin of error 5% +

Margin of error is half the width of a 99% confidence interval. Darker colours indicate a greater degree of uncertainty in the estimate.

AFCAS 2016 Section 19 - Your Accommodation

Source: Defence Statistics (Surveys)

Table B19.4 If you have moved from your own home into Service Accommodation in the last 12 months, what was/were the reason(s) for this? Personal circumstance e.g. marriage, separation, divorce.

		Officers: Margin of error +/-%					Other Ranks: Margin of error +/-%					Total: Margin of error +/-%				
		2012	2013	2014	2015	2016	2012	2013	2014	2015	2016	2012	2013	2014	2015	2016
Tri-Service	Not ticked	3.6	3.7	3.5	3.0	3.0	2.6
	Ticked	3.6	3.7	3.5	3.0	3.0	2.6
	<i>Unweighted count</i>															
Royal Navy	Not ticked	5.1	4.6	5.0	4.8	4.1	3.9
	Ticked	5.1	4.6	5.0	4.8	4.1	3.9
	<i>Unweighted count</i>															
Royal Marines	Not ticked	7.0	8.7	3.6	3.3	3.3	3.1
	Ticked	7.0	8.7	3.6	3.3	3.3	3.1
	<i>Unweighted count</i>															
Army	Not ticked	6.5	6.7	5.1	4.2	4.6	3.8
	Ticked	6.5	6.7	5.1	4.2	4.6	3.8
	<i>Unweighted count</i>															
RAF	Not ticked	5.9	6.9	6.2	6.2	5.0	5.0
	Ticked	5.9	6.9	6.2	6.2	5.0	5.0
	<i>Unweighted count</i>															

Key

	Margin of error less than 3%
	Margin of error 3% - 5%
	Margin of error 5% +

Margin of error is half the width of a 99% confidence interval. Darker colours indicate a greater degree of uncertainty in the estimate.

AFCAS 2016 Section 19 - Your Accommodation

Source: Defence Statistics (Surveys)

Table B19.5 If you have moved from your own home into Service Accommodation in the last 12 months, what was/were the reason(s) for this? Other.

		Officers: Margin of error +/-%					Other Ranks: Margin of error +/-%					Total: Margin of error +/-%				
		2012	2013	2014	2015	2016	2012	2013	2014	2015	2016	2012	2013	2014	2015	2016
Tri-Service	Not ticked	5.1	5.7	4.9	2.5	2.2	6.5	5.1	5.7	2.5	2.0	5.2	4.1	4.6	2.2	1.7
	Ticked	5.1	5.7	4.9	2.5	2.2	6.5	5.1	5.7	2.5	2.0	5.2	4.1	4.6	2.2	1.7
	<i>Unweighted count</i>															
Royal Navy	Not ticked	6.8	6.9	7.0	3.5	3.4	7.3	7.3	7.1	3.1	3.6	5.6	5.4	5.5	2.6	2.9
	Ticked	6.8	6.9	7.0	3.5	3.4	7.3	7.3	7.1	3.1	3.6	5.6	5.4	5.5	2.6	2.9
	<i>Unweighted count</i>															
Royal Marines	Not ticked	16.3	15.6	13.4	3.5	7.4	6.3	7.2	5.4	2.0	2.3	5.9	6.6	5.0	1.8	2.2
	Ticked	16.3	15.6	13.4	3.5	7.4	6.3	7.2	5.4	2.0	2.3	5.9	6.6	5.0	1.8	2.2
	<i>Unweighted count</i>															
Army	Not ticked	9.9	12.6	9.3	4.3	3.8	12.3	9.2	9.5	3.7	2.8	10.2	7.9	8.0	3.4	2.5
	Ticked	9.9	12.6	9.3	4.3	3.8	12.3	9.2	9.5	3.7	2.8	10.2	7.9	8.0	3.4	2.5
	<i>Unweighted count</i>															
RAF	Not ticked	9.2	8.9	8.0	4.6	3.8	7.3	8.1	8.7	3.7	3.7	5.9	6.5	6.8	3.0	3.0
	Ticked	9.2	8.9	8.0	4.6	3.8	7.3	8.1	8.7	3.7	3.7	5.9	6.5	6.8	3.0	3.0
	<i>Unweighted count</i>															

Key

- Margin of error less than 3%
- Margin of error 3% - 5%
- Margin of error 5% +

Margin of error is half the width of a 99% confidence interval. Darker colours indicate a greater degree of uncertainty in the estimate.

AFCAS 2016 Section 19 - Your Accommodation

Source: Defence Statistics (Surveys)

Table B19.6 With regard to your current Service Accommodation, how satisfied are you with the following? The overall standard.

		Officers: Margin of error +/-%					Other Ranks: Margin of error +/-%					Total: Margin of error +/-%				
		2012	2013	2014	2015	2016	2012	2013	2014	2015	2016	2012	2013	2014	2015	2016
Tri-Service	Satisfied	2.7	2.8	2.7	2.8	2.8	2.5	2.8	2.1	2.5	2.0	2.2	2.4	1.8	2.1	1.8
	Neutral	1.8	1.9	1.9	1.9	2.0	1.9	1.8	1.5	1.8	1.5	1.6	1.5	1.3	1.5	1.3
	Dissatisfied	2.5	2.6	2.4	2.5	2.5	2.3	2.6	1.9	2.3	1.9	2.0	2.2	1.7	1.9	1.6
	<i>Unweighted count</i>															
Royal Navy	Satisfied	4.6	4.9	4.9	5.4	5.2	3.5	3.4	3.3	4.3	4.2	3.0	2.9	2.8	3.6	3.5
	Neutral	3.2	3.3	3.6	3.8	3.4	2.8	2.6	2.6	3.3	3.1	2.3	2.2	2.2	2.7	2.5
	Dissatisfied	3.9	4.3	4.1	4.7	4.7	3.2	3.0	3.0	3.8	4.0	2.7	2.5	2.5	3.2	3.3
	<i>Unweighted count</i>															
Royal Marines	Satisfied	7.1	7.7	6.3	7.4	7.8	2.9	2.9	2.4	2.8	2.5	2.7	2.7	2.2	2.6	2.4
	Neutral	4.9	4.9	4.3	4.8	5.5	2.1	2.2	1.8	2.0	1.9	2.0	2.1	1.7	1.8	1.8
	Dissatisfied	6.0	7.0	5.7	6.7	7.2	2.9	2.8	2.3	2.7	2.5	2.7	2.6	2.2	2.5	2.4
	<i>Unweighted count</i>															
Army	Satisfied	4.2	4.5	4.1	4.3	4.2	3.7	4.0	3.0	3.6	2.8	3.2	3.5	2.6	3.2	2.5
	Neutral	2.7	2.9	2.8	2.8	3.0	2.8	2.5	2.2	2.6	2.1	2.4	2.2	1.9	2.3	1.9
	Dissatisfied	3.9	4.1	3.7	3.7	3.8	3.3	3.7	2.7	3.3	2.6	3.0	3.3	2.4	2.9	2.3
	<i>Unweighted count</i>															
RAF	Satisfied	4.8	4.6	4.9	4.7	5.2	3.2	3.5	3.6	3.5	3.9	2.7	2.9	3.1	3.0	3.3
	Neutral	3.5	3.1	3.5	3.2	3.9	2.2	2.5	2.6	2.5	2.8	1.9	2.0	2.2	2.1	2.4
	Dissatisfied	4.3	4.2	4.3	4.3	4.5	2.9	3.2	3.3	3.2	3.6	2.5	2.7	2.8	2.7	3.0
	<i>Unweighted count</i>															

Key

- Margin of error less than 3%
- Margin of error 3% - 5%
- Margin of error 5% +

Margin of error is half the width of a 99% confidence interval. Darker colours indicate a greater degree of uncertainty in the estimate.

AFCAS 2016 Section 19 - Your Accommodation

Source: Defence Statistics (Surveys)

Table B19.9 With regard to your current Service Accommodation, how satisfied are you with the following? The value for money.

		Officers: Margin of error +/-%					Other Ranks: Margin of error +/-%					Total: Margin of error +/-%				
		2012	2013	2014	2015	2016	2012	2013	2014	2015	2016	2012	2013	2014	2015	2016
Tri-Service	Satisfied	2.6	2.7	2.5	2.7	2.7	2.4	2.6	2.0	2.4	2.0	2.1	2.3	1.8	2.1	1.7
	Neutral	2.1	2.1	2.0	2.2	2.2	2.0	2.1	1.7	1.9	1.6	1.7	1.9	1.4	1.6	1.4
	Dissatisfied	2.1	2.1	1.9	2.0	2.2	1.8	2.0	1.6	1.9	1.7	1.6	1.7	1.4	1.6	1.4
	<i>Unweighted count</i>															
Royal Navy	Satisfied	4.6	4.8	4.8	5.3	5.2	3.6	3.4	3.4	4.3	4.2	3.0	2.9	2.8	3.6	3.5
	Neutral	3.8	3.8	3.8	4.4	4.3	3.1	2.9	2.8	3.4	3.4	2.6	2.4	2.3	2.9	2.9
	Dissatisfied	3.1	3.5	3.6	3.8	3.8	2.6	2.5	2.7	3.6	3.4	2.2	2.1	2.2	2.9	2.8
	<i>Unweighted count</i>															
Royal Marines	Satisfied	6.8	7.8	6.2	7.2	7.7	2.9	2.9	2.4	2.8	2.6	2.7	2.7	2.3	2.6	2.4
	Neutral	6.0	6.3	4.9	5.1	6.0	2.5	2.5	2.0	2.3	2.2	2.3	2.3	1.9	2.1	2.1
	Dissatisfied	4.3	6.2	4.9	6.2	6.4	2.5	2.4	2.1	2.4	2.2	2.3	2.3	1.9	2.2	2.1
	<i>Unweighted count</i>															
Army	Satisfied	4.1	4.2	3.8	4.1	4.1	3.5	3.8	2.9	3.5	2.8	3.1	3.4	2.6	3.0	2.5
	Neutral	3.2	3.2	3.0	3.2	3.2	2.9	3.1	2.4	2.7	2.3	2.6	2.7	2.1	2.4	2.0
	Dissatisfied	3.3	3.3	2.9	3.1	3.4	2.7	2.9	2.2	2.7	2.3	2.4	2.6	2.0	2.4	2.0
	<i>Unweighted count</i>															
RAF	Satisfied	4.3	4.3	4.4	4.5	5.0	2.8	3.1	3.2	3.2	3.7	2.4	2.6	2.7	2.7	3.1
	Neutral	3.4	3.4	3.6	3.7	4.2	2.3	2.5	2.6	2.6	2.9	2.0	2.1	2.2	2.2	2.5
	Dissatisfied	3.2	3.3	3.1	3.4	3.6	2.0	2.2	2.2	2.3	2.9	1.7	1.9	1.9	2.0	2.4
	<i>Unweighted count</i>															

Key

	Margin of error less than 3%
	Margin of error 3% - 5%
	Margin of error 5% +

Margin of error is half the width of a 99% confidence interval. Darker colours indicate a greater degree of uncertainty in the estimate.

AFCAS 2016 Section 19 - Your Accommodation

Source: Defence Statistics (Surveys)

Table B19.12 With regard to your current Service Accommodation, how satisfied are you with the following? The response to requests for maintenance/repair to my current accommodation.

		Officers: Margin of error +/-%					Other Ranks: Margin of error +/-%					Total: Margin of error +/-%				
		2012	2013	2014	2015	2016	2012	2013	2014	2015	2016	2012	2013	2014	2015	2016
Tri-Service	Satisfied	2.9	3.0	2.9	3.0	2.8	2.5	2.8	2.1	2.5	2.0	2.2	2.4	1.9	2.2	1.7
	Neutral	2.0	2.3	2.2	2.4	2.1	2.1	2.2	1.7	2.2	1.6	1.8	1.9	1.5	1.9	1.4
	Dissatisfied	2.8	3.0	2.8	3.0	2.9	2.5	2.8	2.1	2.5	2.1	2.2	2.4	1.9	2.2	1.8
	<i>Unweighted count</i>															
Royal Navy	Satisfied	5.2	5.5	5.4	5.8	5.5	3.6	3.5	3.4	4.4	4.1	3.1	3.0	2.9	3.7	3.5
	Neutral	4.1	4.5	4.5	4.5	3.9	3.3	3.1	3.1	3.7	3.3	2.8	2.6	2.6	3.1	2.7
	Dissatisfied	4.8	5.0	5.0	5.8	5.6	3.5	3.4	3.4	4.4	4.4	3.0	2.9	2.9	3.7	3.7
	<i>Unweighted count</i>															
Royal Marines	Satisfied	7.8	8.0	6.7	7.6	7.5	2.8	2.8	2.3	2.6	2.3	2.6	2.6	2.1	2.4	2.2
	Neutral	6.0	5.5	5.3	5.2	5.7	2.5	2.4	2.0	2.2	2.0	2.3	2.2	1.9	2.0	1.9
	Dissatisfied	7.5	8.2	6.7	7.6	8.0	2.9	2.9	2.4	2.8	2.6	2.8	2.8	2.3	2.6	2.5
	<i>Unweighted count</i>															
Army	Satisfied	4.3	4.7	4.3	4.6	4.1	3.6	3.9	3.0	3.6	2.7	3.2	3.5	2.7	3.2	2.4
	Neutral	2.9	3.4	3.3	3.6	3.0	3.0	3.2	2.4	3.1	2.2	2.7	2.8	2.1	2.7	2.0
	Dissatisfied	4.3	4.7	4.3	4.6	4.3	3.6	4.0	3.0	3.6	2.8	3.2	3.6	2.7	3.2	2.5
	<i>Unweighted count</i>															
RAF	Satisfied	5.0	4.7	5.2	4.9	5.3	3.3	3.6	3.7	3.6	3.8	2.8	3.0	3.1	3.1	3.2
	Neutral	3.8	3.8	4.1	3.7	4.1	2.6	2.7	2.8	2.8	3.0	2.2	2.3	2.4	2.3	2.5
	Dissatisfied	4.8	4.7	4.9	4.9	5.5	3.2	3.5	3.6	3.6	4.0	2.7	3.0	3.1	3.0	3.4
	<i>Unweighted count</i>															

Key

	Margin of error less than 3%
	Margin of error 3% - 5%
	Margin of error 5% +

Margin of error is half the width of a 99% confidence interval. Darker colours indicate a greater degree of uncertainty in the estimate.

AFCAS 2016 Section 19 - Your Accommodation

Source: Defence Statistics (Surveys)

Table B19.15 With regard to your current Service Accommodation, how satisfied are you with the following? The quality of maintenance/repair work to my current accommodation.

		Officers: Margin of error +/-%					Other Ranks: Margin of error +/-%					Total: Margin of error +/-%				
		2012	2013	2014	2015	2016	2012	2013	2014	2015	2016	2012	2013	2014	2015	2016
Tri-Service	Satisfied	2.8	2.9	2.8	2.9	2.7	2.5	2.8	2.1	2.5	2.0	2.2	2.4	1.9	2.2	1.7
	Neutral	2.3	2.4	2.4	2.5	2.3	2.2	2.3	1.8	2.2	1.7	1.9	2.0	1.6	1.9	1.5
	Dissatisfied	2.8	3.0	2.8	2.9	2.9	2.4	2.7	2.1	2.5	2.0	2.1	2.4	1.8	2.1	1.8
	<i>Unweighted count</i>															
Royal Navy	Satisfied	5.1	5.4	5.3	5.6	5.4	3.6	3.5	3.4	4.4	4.1	3.1	3.0	2.9	3.6	3.4
	Neutral	4.5	4.6	4.7	4.8	4.2	3.3	3.2	3.1	3.9	3.7	2.8	2.7	2.7	3.2	3.0
	Dissatisfied	4.7	5.1	5.1	5.6	5.5	3.4	3.4	3.4	4.4	4.4	2.9	2.9	2.8	3.6	3.6
	<i>Unweighted count</i>															
Royal Marines	Satisfied	7.6	7.8	6.6	7.5	7.4	2.8	2.8	2.3	2.6	2.3	2.6	2.7	2.2	2.5	2.2
	Neutral	7.0	6.5	5.6	6.0	6.2	2.7	2.5	2.1	2.4	2.2	2.5	2.3	2.0	2.2	2.1
	Dissatisfied	7.4	8.1	6.6	7.7	8.1	2.9	2.9	2.4	2.8	2.6	2.7	2.7	2.3	2.6	2.5
	<i>Unweighted count</i>															
Army	Satisfied	4.3	4.5	4.2	4.5	3.9	3.6	4.0	3.0	3.7	2.7	3.2	3.5	2.7	3.2	2.4
	Neutral	3.4	3.7	3.6	3.8	3.4	3.2	3.3	2.5	3.2	2.4	2.8	3.0	2.3	2.8	2.1
	Dissatisfied	4.3	4.7	4.3	4.5	4.3	3.5	3.9	2.9	3.5	2.8	3.1	3.5	2.6	3.1	2.5
	<i>Unweighted count</i>															
RAF	Satisfied	4.8	4.6	5.1	4.8	5.1	3.3	3.6	3.6	3.6	3.7	2.8	3.0	3.1	3.0	3.1
	Neutral	4.1	3.8	4.3	4.1	4.7	2.8	2.9	3.0	2.9	3.4	2.4	2.4	2.6	2.5	2.8
	Dissatisfied	4.9	4.7	5.0	4.8	5.5	3.2	3.5	3.6	3.6	4.0	2.7	3.0	3.1	3.0	3.3
	<i>Unweighted count</i>															

Key

- Margin of error less than 3%
- Margin of error 3% - 5%
- Margin of error 5% +

Margin of error is half the width of a 99% confidence interval. Darker colours indicate a greater degree of uncertainty in the estimate.

AFCAS 2016 Section 19 - Your Accommodation

Source: Defence Statistics (Surveys)

Table B19.18 With regard to your current Service Accommodation, how satisfied are you with the following? How fairly Service Accommodation is allocated.

		Officers: Margin of error +/-%					Other Ranks: Margin of error +/-%					Total: Margin of error +/-%				
		2012	2013	2014	2015	2016	2012	2013	2014	2015	2016	2012	2013	2014	2015	2016
Tri-Service	Satisfied	2.9	3.0	2.8	3.0	2.9	2.5	2.8	2.2	2.6	2.1	2.2	2.4	1.9	2.2	1.8
	Neutral	2.7	2.7	2.7	2.7	2.7	2.4	2.5	2.0	2.3	1.9	2.1	2.2	1.8	2.0	1.7
	Dissatisfied	2.6	2.7	2.5	2.4	2.4	2.2	2.4	1.8	2.2	1.8	1.9	2.1	1.6	1.9	1.6
	<i>Unweighted count</i>															
Royal Navy	Satisfied	5.2	5.4	5.3	5.8	5.6	3.6	3.6	3.4	4.5	4.4	3.1	3.0	2.9	3.7	3.7
	Neutral	4.8	5.1	5.2	5.3	5.1	3.5	3.4	3.4	4.2	4.1	3.0	2.9	2.9	3.5	3.4
	Dissatisfied	4.2	4.4	4.5	4.9	5.1	3.3	3.1	3.1	4.1	3.9	2.8	2.6	2.6	3.4	3.2
	<i>Unweighted count</i>															
Royal Marines	Satisfied	7.8	8.1	6.7	8.1	8.1	2.7	2.9	2.4	2.8	2.5	2.6	2.7	2.2	2.6	2.4
	Neutral	7.5	7.9	6.5	7.2	8.1	2.9	2.9	2.3	2.7	2.5	2.7	2.7	2.2	2.5	2.4
	Dissatisfied	6.7	7.1	6.1	7.4	7.0	2.8	2.6	2.2	2.5	2.3	2.6	2.5	2.0	2.4	2.2
	<i>Unweighted count</i>															
Army	Satisfied	4.4	4.7	4.3	4.6	4.3	3.7	4.0	3.0	3.7	2.9	3.3	3.6	2.7	3.3	2.6
	Neutral	4.0	4.1	4.0	4.1	4.0	3.5	3.6	2.8	3.4	2.6	3.1	3.2	2.5	3.0	2.3
	Dissatisfied	4.0	4.2	3.9	3.7	3.5	3.1	3.4	2.5	3.1	2.5	2.8	3.1	2.2	2.7	2.2
	<i>Unweighted count</i>															
RAF	Satisfied	4.8	4.7	5.1	4.9	5.5	3.3	3.6	3.7	3.7	4.0	2.8	3.0	3.1	3.1	3.3
	Neutral	4.7	4.4	4.8	4.5	5.0	3.0	3.3	3.4	3.3	3.5	2.6	2.8	2.9	2.8	2.9
	Dissatisfied	4.3	4.1	4.4	4.0	4.4	3.1	3.1	3.3	3.1	3.6	2.6	2.6	2.8	2.6	3.0
	<i>Unweighted count</i>															

Key

	Margin of error less than 3%
	Margin of error 3% - 5%
	Margin of error 5% +

Margin of error is half the width of a 99% confidence interval. Darker colours indicate a greater degree of uncertainty in the estimate.

AFCAS 2016 Section 19 - Your Accommodation

Source: Defence Statistics (Surveys)

Table B19.21 Do you currently own your own home? Please answer this question whether you live in this property or not.

		Officers: Margin of error +/-%					Other Ranks: Margin of error +/-%					Total: Margin of error +/-%				
		2012	2013	2014	2015	2016	2012	2013	2014	2015	2016	2012	2013	2014	2015	2016
Tri-Service	Yes	1.9	2.0	2.0	2.1	1.9	1.6	1.7	1.4	1.6	1.4	1.4	1.5	1.2	1.4	1.2
	No	1.5	1.6	1.6	1.7	1.5	2.0	2.3	1.8	2.1	1.6	1.7	1.9	1.5	1.7	1.4
	No, but saving to buy in t	1.5	1.6	1.6	1.6	1.5	1.8	2.1	1.7	2.0	1.6	1.5	1.7	1.4	1.6	1.3
	<i>Unweighted count</i>															
Royal Navy	Yes	2.3	2.9	2.8	2.8	2.8	2.3	2.2	2.2	2.9	2.9	1.9	1.9	1.8	2.3	2.3
	No	1.8	2.2	2.1	2.0	2.1	2.4	2.3	2.2	2.9	2.8	2.0	1.9	1.8	2.2	2.2
	No, but saving to buy in t	1.6	2.1	2.0	2.2	2.1	2.1	2.1	2.0	2.7	2.8	1.7	1.7	1.6	2.1	2.2
	<i>Unweighted count</i>															
Royal Marines	Yes	4.4	4.8	3.7	4.5	4.3	2.1	2.0	1.7	2.0	1.8	1.9	1.9	1.5	1.8	1.7
	No	3.8	3.8	3.0	3.7	3.6	2.1	2.1	1.7	2.0	1.8	2.0	1.9	1.6	1.8	1.6
	No, but saving to buy in t	3.2	3.7	2.7	3.3	3.0	1.6	1.8	1.4	1.7	1.6	1.5	1.6	1.3	1.5	1.4
	<i>Unweighted count</i>															
Army	Yes	3.4	3.6	3.4	3.6	3.3	2.4	2.7	2.1	2.5	2.1	2.1	2.4	1.9	2.2	1.8
	No	2.8	2.8	2.8	3.0	2.6	3.2	3.6	2.7	3.3	2.5	2.8	3.1	2.4	2.8	2.2
	No, but saving to buy in t	2.6	2.9	2.8	2.9	2.7	2.9	3.3	2.5	3.1	2.4	2.5	2.9	2.2	2.7	2.1
	<i>Unweighted count</i>															
RAF	Yes	3.0	3.1	3.1	3.2	3.1	2.4	2.6	2.8	2.8	2.9	2.0	2.1	2.3	2.3	2.3
	No	2.2	2.3	2.3	2.5	2.3	2.4	2.6	2.7	2.7	2.7	2.0	2.1	2.2	2.1	2.1
	No, but saving to buy in t	2.4	2.4	2.4	2.4	2.3	2.2	2.5	2.7	2.6	2.8	1.8	2.0	2.2	2.1	2.2
	<i>Unweighted count</i>															

Key

	Margin of error less than 3%
	Margin of error 3% - 5%
	Margin of error 5% +

Margin of error is half the width of a 99% confidence interval. Darker colours indicate a greater degree of uncertainty in the estimate.

AFCAS 2016 Section 19 - Your Accommodation

Source: Defence Statistics (Surveys)

Table B19.22 Please indicate whether each of the following is a reason why you do not own your own home. I don't want to own a home at this stage in my life/career.

		Officers: Margin of error +/-%					Other Ranks: Margin of error +/-%					Total: Margin of error +/-%				
		2012	2013	2014	2015	2016	2012	2013	2014	2015	2016	2012	2013	2014	2015	2016
Tri-Service	Not ticked	3.9	3.8	3.7	3.7	3.6	2.6	2.7	2.1	2.6	2.0	2.4	2.5	2.0	2.4	1.8
	Ticked	3.9	3.8	3.7	3.7	3.6	2.6	2.7	2.1	2.6	2.0	2.4	2.5	2.0	2.4	1.8
	<i>Unweighted count</i>															
Royal Navy	Not ticked	7.6	7.5	7.2	5.8	8.7	3.2	3.1	2.9	3.7	4.1	3.1	2.9	2.7	3.4	3.8
	Ticked	7.6	7.5	7.2	5.8	8.7	3.2	3.1	2.9	3.7	4.1	3.1	2.9	2.7	3.4	3.8
	<i>Unweighted count</i>															
Royal Marines	Not ticked	11.8	9.4	10.2	10.7	14.8	2.9	2.9	2.5	2.8	2.7	2.8	2.8	2.4	2.7	2.6
	Ticked	11.8	9.4	10.2	10.7	14.8	2.9	2.9	2.5	2.8	2.7	2.8	2.8	2.4	2.7	2.6
	<i>Unweighted count</i>															
Army	Not ticked	5.7	5.8	5.2	5.5	5.0	3.7	3.9	2.9	3.7	2.7	3.5	3.6	2.7	3.5	2.5
	Ticked	5.7	5.8	5.2	5.5	5.0	3.7	3.9	2.9	3.7	2.7	3.5	3.6	2.7	3.5	2.5
	<i>Unweighted count</i>															
RAF	Not ticked	6.3	6.0	6.8	6.5	6.3	3.1	3.3	3.6	3.3	3.7	2.8	3.0	3.3	3.0	3.4
	Ticked	6.3	6.0	6.8	6.5	6.3	3.1	3.3	3.6	3.3	3.7	2.8	3.0	3.3	3.0	3.4
	<i>Unweighted count</i>															

Key

	Margin of error less than 3%
	Margin of error 3% - 5%
	Margin of error 5% +

Margin of error is half the width of a 99% confidence interval. Darker colours indicate a greater degree of uncertainty in the estimate.

AFCAS 2016 Section 19 - Your Accommodation

Source: Defence Statistics (Surveys)

Table B19.23 Please indicate whether each of the following is a reason why you do not own your own home. Living in Service Accommodation is better suited to my/my family's needs at present than home ownership is.

		Officers: Margin of error +/-%					Other Ranks: Margin of error +/-%					Total: Margin of error +/-%				
		2012	2013	2014	2015	2016	2012	2013	2014	2015	2016	2012	2013	2014	2015	2016
Tri-Service	Not ticked	4.4	4.5	4.4	4.9	4.8	1.9	2.2	1.8	2.1	1.7	1.8	2.1	1.7	1.9	1.6
	Ticked	4.4	4.5	4.4	4.9	4.8	1.9	2.2	1.8	2.1	1.7	1.8	2.1	1.7	1.9	1.6
	<i>Unweighted count</i>															
Royal Navy	Not ticked	9.7	9.3	9.3	10.0	10.1	2.7	2.6	2.4	3.4	3.3	2.6	2.5	2.4	3.2	3.2
	Ticked	9.7	9.3	9.3	10.0	10.1	2.7	2.6	2.4	3.4	3.3	2.6	2.5	2.4	3.2	3.2
	<i>Unweighted count</i>															
Royal Marines	Not ticked	11.9	10.4	10.1	12.3	15.1	2.1	2.2	1.9	2.2	2.1	2.1	2.1	1.9	2.2	2.2
	Ticked	11.9	10.4	10.1	12.3	15.1	2.1	2.2	1.9	2.2	2.1	2.1	2.1	1.9	2.2	2.2
	<i>Unweighted count</i>															
Army	Not ticked	6.2	6.7	6.0	7.1	6.6	2.6	3.1	2.4	2.9	2.3	2.5	2.9	2.2	2.7	2.2
	Ticked	6.2	6.7	6.0	7.1	6.6	2.6	3.1	2.4	2.9	2.3	2.5	2.9	2.2	2.7	2.2
	<i>Unweighted count</i>															
RAF	Not ticked	8.1	7.5	8.9	8.0	9.1	3.1	3.4	3.7	3.8	3.9	2.9	3.2	3.5	3.5	3.6
	Ticked	8.1	7.5	8.9	8.0	9.1	3.1	3.4	3.7	3.8	3.9	2.9	3.2	3.5	3.5	3.6
	<i>Unweighted count</i>															

Key

	Margin of error less than 3%
	Margin of error 3% - 5%
	Margin of error 5% +

Margin of error is half the width of a 99% confidence interval. Darker colours indicate a greater degree of uncertainty in the estimate.

AFCAS 2016 Section 19 - Your Accommodation

Source: Defence Statistics (Surveys)

Table B19.24 Please indicate whether each of the following is a reason why you do not own your own home. I want to be able to move about/move my family with me when I am posted.

		Officers: Margin of error +/-%					Other Ranks: Margin of error +/-%					Total: Margin of error +/-%				
		2012	2013	2014	2015	2016	2012	2013	2014	2015	2016	2012	2013	2014	2015	2016
Tri-Service	Not ticked	4.2	4.7	4.3	4.5	4.5	1.7	2.0	1.7	1.8	1.5	1.6	1.9	1.6	1.7	1.4
	Ticked	4.2	4.7	4.3	4.5	4.5	1.7	2.0	1.7	1.8	1.5	1.6	1.9	1.6	1.7	1.4
	<i>Unweighted count</i>															
Royal Navy	Not ticked	8.4	9.1	8.5	9.6	8.6	1.8	2.1	1.7	2.3	2.5	1.8	2.1	1.7	2.3	2.4
	Ticked	8.4	9.1	8.5	9.6	8.6	1.8	2.1	1.7	2.3	2.5	1.8	2.1	1.7	2.3	2.4
	<i>Unweighted count</i>															
Royal Marines	Not ticked	9.7	7.8	7.6	9.2	11.9	1.6	1.7	1.5	1.8	1.6	1.6	1.6	1.5	1.8	1.6
	Ticked	9.7	7.8	7.6	9.2	11.9	1.6	1.7	1.5	1.8	1.6	1.6	1.6	1.5	1.8	1.6
	<i>Unweighted count</i>															
Army	Not ticked	5.9	7.0	5.8	6.4	6.2	2.4	2.8	2.2	2.4	2.0	2.3	2.6	2.1	2.3	1.9
	Ticked	5.9	7.0	5.8	6.4	6.2	2.4	2.8	2.2	2.4	2.0	2.3	2.6	2.1	2.3	1.9
	<i>Unweighted count</i>															
RAF	Not ticked	7.5	7.6	9.0	8.1	8.5	3.0	3.4	3.7	3.6	3.5	2.8	3.1	3.5	3.3	3.3
	Ticked	7.5	7.6	9.0	8.1	8.5	3.0	3.4	3.7	3.6	3.5	2.8	3.1	3.5	3.3	3.3
	<i>Unweighted count</i>															

Key

	Margin of error less than 3%
	Margin of error 3% - 5%
	Margin of error 5% +

Margin of error is half the width of a 99% confidence interval. Darker colours indicate a greater degree of uncertainty in the estimate.

AFCAS 2016 Section 19 - Your Accommodation

Source: Defence Statistics (Surveys)

Table B19.25 Please indicate whether each of the following is a reason why you do not own your own home. I don't want to buy a home where I am currently located.

		Officers: Margin of error +/-%					Other Ranks: Margin of error +/-%					Total: Margin of error +/-%				
		2012	2013	2014	2015	2016	2012	2013	2014	2015	2016	2012	2013	2014	2015	2016
Tri-Service	Not ticked	4.5	4.7	4.5	4.9	4.8	2.4	2.8	2.2	2.8	2.1	2.2	2.6	2.1	2.6	2.0
	Ticked	4.5	4.7	4.5	4.9	4.8	2.4	2.8	2.2	2.8	2.1	2.2	2.6	2.1	2.6	2.0
	<i>Unweighted count</i>															
Royal Navy	Not ticked	9.4	9.4	10.1	10.4	10.5	3.6	3.5	3.4	4.5	4.7	3.4	3.3	3.2	4.2	4.4
	Ticked	9.4	9.4	10.1	10.4	10.5	3.6	3.5	3.4	4.5	4.7	3.4	3.3	3.2	4.2	4.4
	<i>Unweighted count</i>															
Royal Marines	Not ticked	11.1	12.1	9.6	12.6	15.5	2.6	2.8	2.4	2.8	2.6	2.5	2.7	2.3	2.7	2.5
	Ticked	11.1	12.1	9.6	12.6	15.5	2.6	2.8	2.4	2.8	2.6	2.5	2.7	2.3	2.7	2.5
	<i>Unweighted count</i>															
Army	Not ticked	6.4	7.0	6.2	7.0	6.5	3.3	3.9	3.0	3.9	2.8	3.1	3.7	2.8	3.6	2.7
	Ticked	6.4	7.0	6.2	7.0	6.5	3.3	3.9	3.0	3.9	2.8	3.1	3.7	2.8	3.6	2.7
	<i>Unweighted count</i>															
RAF	Not ticked	8.0	7.8	9.2	8.2	9.4	3.3	4.1	4.4	4.4	4.7	3.1	3.7	4.0	4.0	4.3
	Ticked	8.0	7.8	9.2	8.2	9.4	3.3	4.1	4.4	4.4	4.7	3.1	3.7	4.0	4.0	4.3
	<i>Unweighted count</i>															

Key

	Margin of error less than 3%
	Margin of error 3% - 5%
	Margin of error 5% +

Margin of error is half the width of a 99% confidence interval. Darker colours indicate a greater degree of uncertainty in the estimate.

AFCAS 2016 Section 19 - Your Accommodation

Source: Defence Statistics (Surveys)

Table B19.26 Please indicate whether each of the following is a reason why you do not own your own home. I can't afford to buy a suitable home at the moment.

		Officers: Margin of error +/-%					Other Ranks: Margin of error +/-%					Total: Margin of error +/-%				
		2012	2013	2014	2015	2016	2012	2013	2014	2015	2016	2012	2013	2014	2015	2016
Tri-Service	Not ticked	4.9	5.1	5.0	5.3	5.1	2.9	3.2	2.5	3.1	2.4	2.7	2.9	2.3	2.9	2.3
	Ticked	4.9	5.1	5.0	5.3	5.1	2.9	3.2	2.5	3.1	2.4	2.7	2.9	2.3	2.9	2.3
	<i>Unweighted count</i>															
Royal Navy	Not ticked	10.5	10.2	10.4	11.2	11.0	4.0	3.8	3.8	5.0	4.9	3.8	3.6	3.6	4.7	4.6
	Ticked	10.5	10.2	10.4	11.2	11.0	4.0	3.8	3.8	5.0	4.9	3.8	3.6	3.6	4.7	4.6
	<i>Unweighted count</i>															
Royal Marines	Not ticked	13.9	15.0	13.0	14.5	16.8	3.0	3.4	2.8	3.3	3.1	3.0	3.3	2.8	3.2	3.1
	Ticked	13.9	15.0	13.0	14.5	16.8	3.0	3.4	2.8	3.3	3.1	3.0	3.3	2.8	3.2	3.1
	<i>Unweighted count</i>															
Army	Not ticked	7.0	7.6	6.9	7.7	7.0	4.1	4.5	3.4	4.3	3.3	3.8	4.2	3.2	4.1	3.1
	Ticked	7.0	7.6	6.9	7.7	7.0	4.1	4.5	3.4	4.3	3.3	3.8	4.2	3.2	4.1	3.1
	<i>Unweighted count</i>															
RAF	Not ticked	8.2	8.1	9.5	8.6	10.0	3.6	3.9	4.2	4.3	4.5	3.3	3.6	3.9	3.9	4.2
	Ticked	8.2	8.1	9.5	8.6	10.0	3.6	3.9	4.2	4.3	4.5	3.3	3.6	3.9	3.9	4.2
	<i>Unweighted count</i>															

Key

- Margin of error less than 3%
- Margin of error 3% - 5%
- Margin of error 5% +

Margin of error is half the width of a 99% confidence interval. Darker colours indicate a greater degree of uncertainty in the estimate.

AFCAS 2016 Section 19 - Your Accommodation

Source: Defence Statistics (Surveys)

Table B19.27 Please indicate whether each of the following is a reason why you do not own your own home. I don't want to risk losing money.

		Officers: Margin of error +/-%					Other Ranks: Margin of error +/-%					Total: Margin of error +/-%				
		2012	2013	2014	2015	2016	2012	2013	2014	2015	2016	2012	2013	2014	2015	2016
Tri-Service	Not ticked	2.9	3.3	2.5	2.4	2.6	1.8	1.9	1.4	1.6	1.3	1.7	1.8	1.3	1.5	1.2
	Ticked	2.9	3.3	2.5	2.4	2.6	1.8	1.9	1.4	1.6	1.3	1.7	1.8	1.3	1.5	1.2
	<i>Unweighted count</i>															
Royal Navy	Not ticked	5.3	6.4	5.9	4.7	5.1	2.3	2.1	2.2	2.6	2.5	2.2	2.0	2.1	2.4	2.3
	Ticked	5.3	6.4	5.9	4.7	5.1	2.3	2.1	2.2	2.6	2.5	2.2	2.0	2.1	2.4	2.3
	<i>Unweighted count</i>															
Royal Marines	Not ticked	5.9	7.7	5.4	6.8	8.2	1.8	1.9	1.6	1.8	1.6	1.7	1.9	1.6	1.7	1.6
	Ticked	5.9	7.7	5.4	6.8	8.2	1.8	1.9	1.6	1.8	1.6	1.7	1.9	1.6	1.7	1.6
	<i>Unweighted count</i>															
Army	Not ticked	4.2	5.0	3.3	3.3	3.6	2.5	2.7	1.9	2.3	1.7	2.4	2.6	1.8	2.1	1.6
	Ticked	4.2	5.0	3.3	3.3	3.6	2.5	2.7	1.9	2.3	1.7	2.4	2.6	1.8	2.1	1.6
	<i>Unweighted count</i>															
RAF	Not ticked	5.0	4.9	5.5	4.6	5.3	2.0	2.7	2.4	2.7	2.3	1.9	2.5	2.3	2.5	2.1
	Ticked	5.0	4.9	5.5	4.6	5.3	2.0	2.7	2.4	2.7	2.3	1.9	2.5	2.3	2.5	2.1
	<i>Unweighted count</i>															

Key

	Margin of error less than 3%
	Margin of error 3% - 5%
	Margin of error 5% +

Margin of error is half the width of a 99% confidence interval. Darker colours indicate a greater degree of uncertainty in the estimate.

AFCAS 2016 Section 19 - Your Accommodation

Source: Defence Statistics (Surveys)

Table B19.28 Please indicate whether each of the following is a reason why you do not own your own home. I wouldn't be able to live in the home.

		Officers: Margin of error +/-%					Other Ranks: Margin of error +/-%					Total: Margin of error +/-%				
		2012	2013	2014	2015	2016	2012	2013	2014	2015	2016	2012	2013	2014	2015	2016
Tri-Service	Not ticked	4.6	4.7	4.7	5.1	4.8	2.1	2.6	2.1	2.6	2.1	2.0	2.5	2.0	2.5	1.9
	Ticked	4.6	4.7	4.7	5.1	4.8	2.1	2.6	2.1	2.6	2.1	2.0	2.5	2.0	2.5	1.9
	<i>Unweighted count</i>															
Royal Navy	Not ticked	8.7	8.5	9.7	9.9	10.1	2.9	3.2	3.4	4.5	4.4	2.8	3.0	3.2	4.2	4.1
	Ticked	8.7	8.5	9.7	9.9	10.1	2.9	3.2	3.4	4.5	4.4	2.8	3.0	3.2	4.2	4.1
	<i>Unweighted count</i>															
Royal Marines	Not ticked	11.1	12.8	11.1	11.3	13.8	2.4	2.6	2.3	2.7	2.5	2.4	2.6	2.2	2.6	2.5
	Ticked	11.1	12.8	11.1	11.3	13.8	2.4	2.6	2.3	2.7	2.5	2.4	2.6	2.2	2.6	2.5
	<i>Unweighted count</i>															
Army	Not ticked	6.7	7.2	6.4	7.5	6.7	3.0	3.7	2.9	3.7	2.8	2.9	3.5	2.7	3.5	2.6
	Ticked	6.7	7.2	6.4	7.5	6.7	3.0	3.7	2.9	3.7	2.8	2.9	3.5	2.7	3.5	2.6
	<i>Unweighted count</i>															
RAF	Not ticked	7.8	7.4	9.4	8.3	9.1	2.6	3.5	4.0	4.1	4.3	2.5	3.3	3.7	3.7	4.0
	Ticked	7.8	7.4	9.4	8.3	9.1	2.6	3.5	4.0	4.1	4.3	2.5	3.3	3.7	3.7	4.0
	<i>Unweighted count</i>															

Key

- Margin of error less than 3%
- Margin of error 3% - 5%
- Margin of error 5% +

Margin of error is half the width of a 99% confidence interval. Darker colours indicate a greater degree of uncertainty in the estimate.

AFCAS 2016 Section 19 - Your Accommodation

Source: Defence Statistics (Surveys)

Table B19.29 Please indicate whether each of the following is a reason why you do not own your own home. Other.

		Officers: Margin of error +/-%					Other Ranks: Margin of error +/-%					Total: Margin of error +/-%				
		2012	2013	2014	2015	2016	2012	2013	2014	2015	2016	2012	2013	2014	2015	2016
Tri-Service	Not ticked	2.6	2.7	3.2	3.0	3.1	1.4	1.6	1.3	1.3	1.3	1.3	1.5	1.2	1.2	1.2
	Ticked	2.6	2.7	3.2	3.0	3.1	1.4	1.6	1.3	1.3	1.3	1.3	1.5	1.2	1.2	1.2
	<i>Unweighted count</i>															
Royal Navy	Not ticked	6.6	5.9	5.9	8.1	7.9	2.3	2.1	2.2	2.8	2.7	2.2	2.0	2.0	2.7	2.6
	Ticked	6.6	5.9	5.9	8.1	7.9	2.3	2.1	2.2	2.8	2.7	2.2	2.0	2.0	2.7	2.6
	<i>Unweighted count</i>															
Royal Marines	Not ticked	8.5	11.5	7.0	4.8	9.5	1.4	1.6	1.4	1.5	1.5	1.4	1.7	1.4	1.4	1.5
	Ticked	8.5	11.5	7.0	4.8	9.5	1.4	1.6	1.4	1.5	1.5	1.4	1.7	1.4	1.4	1.5
	<i>Unweighted count</i>															
Army	Not ticked	3.8	4.0	4.5	4.3	4.1	1.9	2.2	1.8	1.8	1.8	1.8	2.1	1.7	1.7	1.7
	Ticked	3.8	4.0	4.5	4.3	4.1	1.9	2.2	1.8	1.8	1.8	1.8	2.1	1.7	1.7	1.7
	<i>Unweighted count</i>															
RAF	Not ticked	3.5	4.4	6.3	5.0	6.8	1.9	2.1	2.2	2.2	2.4	1.7	1.9	2.0	2.0	2.3
	Ticked	3.5	4.4	6.3	5.0	6.8	1.9	2.1	2.2	2.2	2.4	1.7	1.9	2.0	2.0	2.3
	<i>Unweighted count</i>															

Key

	Margin of error less than 3%
	Margin of error 3% - 5%
	Margin of error 5% +

Margin of error is half the width of a 99% confidence interval. Darker colours indicate a greater degree of uncertainty in the estimate.

AFCAS 2016 Section 19 - Your Accommodation

Source: Defence Statistics (Surveys)

Table B19.30 Please indicate whether each of the following was a reason why you bought your own home. To give stability for myself and my family.

		Officers: Margin of error +/-%					Other Ranks: Margin of error +/-%					Total: Margin of error +/-%				
		2012	2013	2014	2015	2016	2012	2013	2014	2015	2016	2012	2013	2014	2015	2016
Tri-Service	Not ticked	2.4	2.6	2.5	2.5	2.4	2.5	2.7	2.3	2.4	2.1	1.9	2.1	1.8	1.9	1.7
	Ticked	2.4	2.6	2.5	2.5	2.4	2.5	2.7	2.3	2.4	2.1	1.9	2.1	1.8	1.9	1.7
	<i>Unweighted count</i>															
Royal Navy	Not ticked	2.8	3.2	3.2	3.4	3.1	2.8	2.8	2.6	3.2	3.0	2.1	2.2	2.1	2.4	2.3
	Ticked	2.8	3.2	3.2	3.4	3.1	2.8	2.8	2.6	3.2	3.0	2.1	2.2	2.1	2.4	2.3
	<i>Unweighted count</i>															
Royal Marines	Not ticked	5.4	5.4	4.5	5.3	5.4	3.1	2.9	2.4	2.2	2.6	2.7	2.6	2.1	2.1	2.4
	Ticked	5.4	5.4	4.5	5.3	5.4	3.1	2.9	2.4	2.2	2.6	2.7	2.6	2.1	2.1	2.4
	<i>Unweighted count</i>															
Army	Not ticked	4.5	4.8	4.5	4.7	4.2	4.9	5.4	4.3	4.6	3.9	3.7	4.0	3.3	3.6	3.0
	Ticked	4.5	4.8	4.5	4.7	4.2	4.9	5.4	4.3	4.6	3.9	3.7	4.0	3.3	3.6	3.0
	<i>Unweighted count</i>															
RAF	Not ticked	4.0	4.1	4.1	4.1	4.4	3.3	3.5	3.7	3.6	3.5	2.6	2.7	2.8	2.8	2.8
	Ticked	4.0	4.1	4.1	4.1	4.4	3.3	3.5	3.7	3.6	3.5	2.6	2.7	2.8	2.8	2.8
	<i>Unweighted count</i>															

Key

	Margin of error less than 3%
	Margin of error 3% - 5%
	Margin of error 5% +

Margin of error is half the width of a 99% confidence interval. Darker colours indicate a greater degree of uncertainty in the estimate.

AFCAS 2016 Section 19 - Your Accommodation

Source: Defence Statistics (Surveys)

Table B19.31 Please indicate whether each of the following was a reason why you bought your own home. The allowances for living in my own home.

		Officers: Margin of error +/-%					Other Ranks: Margin of error +/-%					Total: Margin of error +/-%				
		2012	2013	2014	2015	2016	2012	2013	2014	2015	2016	2012	2013	2014	2015	2016
Tri-Service	Not ticked	0.4	0.7	0.6	0.7	0.8	1.3	1.4	1.2	1.4	1.2	0.9	1.0	0.9	1.0	0.9
	Ticked	0.4	0.7	0.6	0.7	0.8	1.3	1.4	1.2	1.4	1.2	0.9	1.0	0.9	1.0	0.9
	<i>Unweighted count</i>															
Royal Navy	Not ticked	1.0	0.9	1.3	1.3	1.2	1.9	1.7	1.9	2.5	2.4	1.3	1.2	1.4	1.7	1.6
	Ticked	1.0	0.9	1.3	1.3	1.2	1.9	1.7	1.9	2.5	2.4	1.3	1.2	1.4	1.7	1.6
	<i>Unweighted count</i>															
Royal Marines	Not ticked	2.3	2.6	1.9	1.9	2.5	2.6	1.9	2.0	1.7	2.0	2.2	1.6	1.7	1.4	1.7
	Ticked	2.3	2.6	1.9	1.9	2.5	2.6	1.9	2.0	1.7	2.0	2.2	1.6	1.7	1.4	1.7
	<i>Unweighted count</i>															
Army	Not ticked	0.5	1.4	1.0	1.1	1.5	2.7	2.8	2.2	2.8	2.2	1.9	2.1	1.6	2.0	1.6
	Ticked	0.5	1.4	1.0	1.1	1.5	2.7	2.8	2.2	2.8	2.2	1.9	2.1	1.6	2.0	1.6
	<i>Unweighted count</i>															
RAF	Not ticked	1.0	0.6	0.9	1.2	1.0	1.3	1.8	1.9	1.7	1.9	1.0	1.2	1.4	1.3	1.3
	Ticked	1.0	0.6	0.9	1.2	1.0	1.3	1.8	1.9	1.7	1.9	1.0	1.2	1.4	1.3	1.3
	<i>Unweighted count</i>															

Key

	Margin of error less than 3%
	Margin of error 3% - 5%
	Margin of error 5% +

Margin of error is half the width of a 99% confidence interval. Darker colours indicate a greater degree of uncertainty in the estimate.

AFCAS 2016 Section 19 - Your Accommodation

Source: Defence Statistics (Surveys)

Table B19.32 Please indicate whether each of the following was a reason why you bought your own home. To rent it out.

		Officers: Margin of error +/-%					Other Ranks: Margin of error +/-%					Total: Margin of error +/-%				
		2012	2013	2014	2015	2016	2012	2013	2014	2015	2016	2012	2013	2014	2015	2016
Tri-Service	Not ticked	2.1	2.3	2.2	2.3	2.0	2.0	2.4	1.9	1.9	1.7	1.5	1.8	1.5	1.5	1.3
	Ticked	2.1	2.3	2.2	2.3	2.0	2.0	2.4	1.9	1.9	1.7	1.5	1.8	1.5	1.5	1.3
	<i>Unweighted count</i>															
Royal Navy	Not ticked	1.9	1.8	2.1	2.3	2.0	1.5	1.4	1.4	1.9	1.6	1.2	1.1	1.2	1.5	1.3
	Ticked	1.9	1.8	2.1	2.3	2.0	1.5	1.4	1.4	1.9	1.6	1.2	1.1	1.2	1.5	1.3
	<i>Unweighted count</i>															
Royal Marines	Not ticked	4.5	4.4	4.1	4.9	4.8	2.0	1.9	1.7	1.5	1.8	1.8	1.7	1.6	1.5	1.7
	Ticked	4.5	4.4	4.1	4.9	4.8	2.0	1.9	1.7	1.5	1.8	1.8	1.7	1.6	1.5	1.7
	<i>Unweighted count</i>															
Army	Not ticked	4.3	4.6	4.3	4.4	3.8	4.1	4.9	3.8	3.8	3.3	3.2	3.7	3.0	3.0	2.6
	Ticked	4.3	4.6	4.3	4.4	3.8	4.1	4.9	3.8	3.8	3.3	3.2	3.7	3.0	3.0	2.6
	<i>Unweighted count</i>															
RAF	Not ticked	3.1	3.3	3.3	3.4	3.4	2.2	2.4	2.7	2.7	2.4	1.8	1.9	2.1	2.2	1.9
	Ticked	3.1	3.3	3.3	3.4	3.4	2.2	2.4	2.7	2.7	2.4	1.8	1.9	2.1	2.2	1.9
	<i>Unweighted count</i>															

Key

	Margin of error less than 3%
	Margin of error 3% - 5%
	Margin of error 5% +

Margin of error is half the width of a 99% confidence interval. Darker colours indicate a greater degree of uncertainty in the estimate.

AFCAS 2016 Section 19 - Your Accommodation

Source: Defence Statistics (Surveys)

Table B19.33 Please indicate whether each of the following was a reason why you bought your own home. Poor standards of SLA or SFA.

		Officers: Margin of error +/-%					Other Ranks: Margin of error +/-%					Total: Margin of error +/-%				
		2012	2013	2014	2015	2016	2012	2013	2014	2015	2016	2012	2013	2014	2015	2016
Tri-Service	Not ticked	2.1	2.2	2.1	2.1	2.0	1.8	1.8	1.7	1.8	1.7	1.4	1.4	1.4	1.4	1.3
	Ticked	2.1	2.2	2.1	2.1	2.0	1.8	1.8	1.7	1.8	1.7	1.4	1.4	1.4	1.4	1.3
	<i>Unweighted count</i>															
Royal Navy	Not ticked	2.6	2.8	2.9	2.8	3.1	2.2	2.4	2.4	2.9	2.7	1.7	1.9	1.9	2.1	2.1
	Ticked	2.6	2.8	2.9	2.8	3.1	2.2	2.4	2.4	2.9	2.7	1.7	1.9	1.9	2.1	2.1
	<i>Unweighted count</i>															
Royal Marines	Not ticked	4.9	5.2	3.7	4.8	5.3	2.6	2.3	2.1	1.8	2.0	2.3	2.1	1.8	1.7	1.9
	Ticked	4.9	5.2	3.7	4.8	5.3	2.6	2.3	2.1	1.8	2.0	2.3	2.1	1.8	1.7	1.9
	<i>Unweighted count</i>															
Army	Not ticked	3.7	3.9	3.6	3.7	3.3	3.4	3.2	2.9	3.2	2.8	2.6	2.5	2.3	2.5	2.2
	Ticked	3.7	3.9	3.6	3.7	3.3	3.4	3.2	2.9	3.2	2.8	2.6	2.5	2.3	2.5	2.2
	<i>Unweighted count</i>															
RAF	Not ticked	3.8	3.8	4.1	3.8	4.1	3.3	3.4	3.6	3.4	3.6	2.5	2.6	2.8	2.6	2.8
	Ticked	3.8	3.8	4.1	3.8	4.1	3.3	3.4	3.6	3.4	3.6	2.5	2.6	2.8	2.6	2.8
	<i>Unweighted count</i>															

Key

	Margin of error less than 3%
	Margin of error 3% - 5%
	Margin of error 5% +

Margin of error is half the width of a 99% confidence interval. Darker colours indicate a greater degree of uncertainty in the estimate.

AFCAS 2016 Section 19 - Your Accommodation

Source: Defence Statistics (Surveys)

Table B19.34 Please indicate whether each of the following was a reason why you bought your own home. Poor location of SLA or SFA.

		Officers: Margin of error +/-%					Other Ranks: Margin of error +/-%					Total: Margin of error +/-%				
		2012	2013	2014	2015	2016	2012	2013	2014	2015	2016	2012	2013	2014	2015	2016
Tri-Service	Not ticked	1.5	1.6	1.5	1.6	1.5	1.3	1.4	1.3	1.4	1.2	1.0	1.1	1.0	1.1	0.9
	Ticked	1.5	1.6	1.5	1.6	1.5	1.3	1.4	1.3	1.4	1.2	1.0	1.1	1.0	1.1	0.9
	<i>Unweighted count</i>															
Royal Navy	Not ticked	1.9	2.0	2.1	2.1	2.2	1.6	1.6	1.8	2.1	1.8	1.2	1.3	1.4	1.6	1.4
	Ticked	1.9	2.0	2.1	2.1	2.2	1.6	1.6	1.8	2.1	1.8	1.2	1.3	1.4	1.6	1.4
	<i>Unweighted count</i>															
Royal Marines	Not ticked	3.0	4.1	2.4	3.4	3.7	1.6	1.5	1.4	1.2	1.4	1.4	1.5	1.2	1.1	1.3
	Ticked	3.0	4.1	2.4	3.4	3.7	1.6	1.5	1.4	1.2	1.4	1.4	1.5	1.2	1.1	1.3
	<i>Unweighted count</i>															
Army	Not ticked	2.9	2.9	2.6	2.9	2.6	2.5	2.6	2.2	2.6	2.0	2.0	2.1	1.7	2.0	1.6
	Ticked	2.9	2.9	2.6	2.9	2.6	2.5	2.6	2.2	2.6	2.0	2.0	2.1	1.7	2.0	1.6
	<i>Unweighted count</i>															
RAF	Not ticked	2.6	2.7	2.9	2.5	2.8	2.2	2.4	2.4	2.3	2.4	1.7	1.8	1.9	1.8	1.9
	Ticked	2.6	2.7	2.9	2.5	2.8	2.2	2.4	2.4	2.3	2.4	1.7	1.8	1.9	1.8	1.9
	<i>Unweighted count</i>															

Key

	Margin of error less than 3%
	Margin of error 3% - 5%
	Margin of error 5% +

Margin of error is half the width of a 99% confidence interval. Darker colours indicate a greater degree of uncertainty in the estimate.

AFCAS 2016 Section 19 - Your Accommodation

Source: Defence Statistics (Surveys)

Table B19.35 Please indicate whether each of the following was a reason why you bought your own home. The cost of SLA or SFA.

		Officers: Margin of error +/-%					Other Ranks: Margin of error +/-%					Total: Margin of error +/-%				
		2012	2013	2014	2015	2016	2012	2013	2014	2015	2016	2012	2013	2014	2015	2016
Tri-Service	Not ticked	1.0	1.1	1.0	1.1	1.1	0.6	1.0	0.8	0.7	0.8	0.5	0.8	0.6	0.6	0.6
	Ticked	1.0	1.1	1.0	1.1	1.1	0.6	1.0	0.8	0.7	0.8	0.5	0.8	0.6	0.6	0.6
	<i>Unweighted count</i>															
Royal Navy	Not ticked	1.2	1.3	1.6	1.1	1.6	0.8	0.9	1.1	1.3	1.0	0.6	0.7	0.9	0.9	0.9
	Ticked	1.2	1.3	1.6	1.1	1.6	0.8	0.9	1.1	1.3	1.0	0.6	0.7	0.9	0.9	0.9
	<i>Unweighted count</i>															
Royal Marines	Not ticked	1.7	1.9	1.8	2.7	2.5	0.7	0.7	0.8	0.7	0.9	0.7	0.7	0.7	0.7	0.9
	Ticked	1.7	1.9	1.8	2.7	2.5	0.7	0.7	0.8	0.7	0.9	0.7	0.7	0.7	0.7	0.9
	<i>Unweighted count</i>															
Army	Not ticked	1.8	2.1	1.8	2.1	1.9	1.0	2.0	1.4	1.3	1.3	0.9	1.6	1.1	1.1	1.1
	Ticked	1.8	2.1	1.8	2.1	1.9	1.0	2.0	1.4	1.3	1.3	0.9	1.6	1.1	1.1	1.1
	<i>Unweighted count</i>															
RAF	Not ticked	2.0	2.0	1.9	2.1	1.9	1.1	1.2	1.3	1.2	1.7	1.0	1.0	1.1	1.1	1.3
	Ticked	2.0	2.0	1.9	2.1	1.9	1.1	1.2	1.3	1.2	1.7	1.0	1.0	1.1	1.1	1.3
	<i>Unweighted count</i>															

Key

	Margin of error less than 3%
	Margin of error 3% - 5%
	Margin of error 5% +

Margin of error is half the width of a 99% confidence interval. Darker colours indicate a greater degree of uncertainty in the estimate.

AFCAS 2016 Section 19 - Your Accommodation

Source: Defence Statistics (Surveys)

Table B19.36 Please indicate whether each of the following was a reason why you bought your own home. I wanted to live with my partner.

		Officers: Margin of error +/-%					Other Ranks: Margin of error +/-%					Total: Margin of error +/-%				
		2012	2013	2014	2015	2016	2012	2013	2014	2015	2016	2012	2013	2014	2015	2016
Tri-Service	Not ticked	1.9	2.0	2.0	2.1	2.0	2.5	2.6	2.2	2.4	2.1	1.8	1.9	1.6	1.8	1.6
	Ticked	1.9	2.0	2.0	2.1	2.0	2.5	2.6	2.2	2.4	2.1	1.8	1.9	1.6	1.8	1.6
	<i>Unweighted count</i>															
Royal Navy	Not ticked	3.3	3.6	3.7	3.8	3.8	3.5	3.2	3.4	4.1	4.0	2.6	2.5	2.6	3.0	2.9
	Ticked	3.3	3.6	3.7	3.8	3.8	3.5	3.2	3.4	4.1	4.0	2.6	2.5	2.6	3.0	2.9
	<i>Unweighted count</i>															
Royal Marines	Not ticked	5.7	5.5	4.9	5.7	6.1	3.8	3.3	2.9	2.9	3.1	3.3	2.9	2.6	2.6	2.7
	Ticked	5.7	5.5	4.9	5.7	6.1	3.8	3.3	2.9	2.9	3.1	3.3	2.9	2.6	2.6	2.7
	<i>Unweighted count</i>															
Army	Not ticked	2.9	3.3	3.2	3.7	3.1	4.8	4.9	3.8	4.3	3.7	3.5	3.6	2.9	3.2	2.8
	Ticked	2.9	3.3	3.2	3.7	3.1	4.8	4.9	3.8	4.3	3.7	3.5	3.6	2.9	3.2	2.8
	<i>Unweighted count</i>															
RAF	Not ticked	3.6	3.4	3.6	3.4	3.8	3.2	3.5	3.7	3.7	3.8	2.5	2.6	2.8	2.8	2.9
	Ticked	3.6	3.4	3.6	3.4	3.8	3.2	3.5	3.7	3.7	3.8	2.5	2.6	2.8	2.8	2.9
	<i>Unweighted count</i>															

Key

- Margin of error less than 3%
- Margin of error 3% - 5%
- Margin of error 5% +

Margin of error is half the width of a 99% confidence interval. Darker colours indicate a greater degree of uncertainty in the estimate.

AFCAS 2016 Section 19 - Your Accommodation

Source: Defence Statistics (Surveys)

Table B19.37 Please indicate whether each of the following was a reason why you bought your own home. Other

		Officers: Margin of error +/-%					Other Ranks: Margin of error +/-%					Total: Margin of error +/-%				
		2012	2013	2014	2015	2016	2012	2013	2014	2015	2016	2012	2013	2014	2015	2016
Tri-Service	Not ticked	1.9	2.0	2.0	1.9	2.0	1.7	2.0	1.7	1.8	1.6	1.4	1.5	1.3	1.4	1.3
	Ticked	1.9	2.0	2.0	1.9	2.0	1.7	2.0	1.7	1.8	1.6	1.4	1.5	1.3	1.4	1.3
	<i>Unweighted count</i>															
Royal Navy	Not ticked	2.3	2.9	2.9	2.9	3.1	2.1	2.1	2.1	2.4	2.7	1.6	1.7	1.7	1.8	2.1
	Ticked	2.3	2.9	2.9	2.9	3.1	2.1	2.1	2.1	2.4	2.7	1.6	1.7	1.7	1.8	2.1
	<i>Unweighted count</i>															
Royal Marines	Not ticked	3.5	4.1	3.3	3.5	3.7	2.1	1.7	1.6	1.3	1.8	1.8	1.6	1.4	1.3	1.6
	Ticked	3.5	4.1	3.3	3.5	3.7	2.1	1.7	1.6	1.3	1.8	1.8	1.6	1.4	1.3	1.6
	<i>Unweighted count</i>															
Army	Not ticked	3.5	3.7	3.4	3.5	3.4	3.4	4.0	3.1	3.5	2.9	2.6	3.0	2.4	2.7	2.3
	Ticked	3.5	3.7	3.4	3.5	3.4	3.4	4.0	3.1	3.5	2.9	2.6	3.0	2.4	2.7	2.3
	<i>Unweighted count</i>															
RAF	Not ticked	3.3	3.3	3.4	3.2	3.6	2.5	2.7	3.0	2.7	2.6	2.0	2.1	2.3	2.1	2.1
	Ticked	3.3	3.3	3.4	3.2	3.6	2.5	2.7	3.0	2.7	2.6	2.0	2.1	2.3	2.1	2.1
	<i>Unweighted count</i>															

Key

	Margin of error less than 3%
	Margin of error 3% - 5%
	Margin of error 5% +

Margin of error is half the width of a 99% confidence interval. Darker colours indicate a greater degree of uncertainty in the estimate.

AFCAS 2016 Section 19 - Your Accommodation

Source: Defence Statistics (Surveys)

Table B19.38 If you currently own a home, how satisfied are you with the following? The opportunity to live in my own home.

		Officers: Margin of error +/-%					Other Ranks: Margin of error +/-%					Total: Margin of error +/-%				
		2012	2013	2014	2015	2016	2012	2013	2014	2015	2016	2012	2013	2014	2015	2016
Tri-Service	Satisfied	2.5	2.7	2.6	2.7	2.7	2.8	2.8	2.5	2.7	2.4	2.1	2.1	1.9	2.1	1.9
	Neutral	2.3	2.5	2.4	2.4	2.3	2.4	2.7	2.2	2.3	2.0	1.8	2.0	1.7	1.8	1.6
	Dissatisfied	2.5	2.7	2.6	2.7	2.6	2.6	2.8	2.5	2.5	2.4	2.0	2.1	1.9	1.9	1.8
	<i>Unweighted count</i>															
Royal Navy	Satisfied	3.9	4.3	4.2	4.5	4.4	3.6	3.4	3.6	4.2	4.1	2.8	2.7	2.8	3.2	3.1
	Neutral	3.3	3.7	3.4	3.6	3.4	2.9	2.8	2.8	3.3	3.2	2.2	2.2	2.2	2.5	2.4
	Dissatisfied	3.6	4.1	4.1	4.2	4.1	3.3	3.2	3.4	4.0	3.8	2.5	2.6	2.7	3.0	2.9
	<i>Unweighted count</i>															
Royal Marines	Satisfied	6.6	6.7	5.7	6.9	6.9	4.0	3.4	3.0	3.4	3.2	3.5	3.1	2.7	3.0	2.9
	Neutral	5.7	6.2	4.9	5.6	5.6	3.4	2.9	2.5	2.9	2.6	3.0	2.7	2.2	2.6	2.4
	Dissatisfied	6.5	6.6	5.6	6.7	6.9	3.9	3.3	3.0	3.3	3.1	3.4	3.0	2.7	3.0	2.8
	<i>Unweighted count</i>															
Army	Satisfied	4.6	4.8	4.5	4.9	4.5	5.8	5.7	4.5	5.2	4.4	4.3	4.3	3.5	4.0	3.4
	Neutral	4.5	4.7	4.5	4.5	4.0	5.0	5.7	4.2	4.7	3.8	3.8	4.2	3.3	3.6	2.9
	Dissatisfied	4.8	5.1	4.8	5.0	4.5	5.3	5.7	4.8	4.8	4.4	4.0	4.3	3.7	3.7	3.4
	<i>Unweighted count</i>															
RAF	Satisfied	4.4	4.3	4.5	4.5	4.9	3.7	4.0	4.2	4.1	4.1	2.9	3.1	3.2	3.2	3.2
	Neutral	3.7	4.0	3.8	3.9	4.1	3.0	3.1	3.2	3.1	3.0	2.4	2.5	2.5	2.4	2.4
	Dissatisfied	4.2	4.1	4.4	4.4	4.6	3.2	3.6	4.0	3.7	3.7	2.6	2.8	3.1	2.9	2.9
	<i>Unweighted count</i>															

Key

	Margin of error less than 3%
	Margin of error 3% - 5%
	Margin of error 5% +

Margin of error is half the width of a 99% confidence interval. Darker colours indicate a greater degree of uncertainty in the estimate.

AFCAS 2016 Section 19 - Your Accommodation

Source: Defence Statistics (Surveys)

Table B19.39 If you currently own a home, how satisfied are you with the following? The allowances for living in my own home.

		Officers: Margin of error +/-%					Other Ranks: Margin of error +/-%					Total: Margin of error +/-%				
		2012	2013	2014	2015	2016	2012	2013	2014	2015	2016	2012	2013	2014	2015	2016
Tri-Service	Satisfied	1.8	2.2	2.0	2.4	2.4	2.8	2.9	2.4	2.8	2.5	2.1	2.1	1.8	2.1	1.9
	Neutral	2.8	2.9	2.9	3.0	2.9	2.8	3.0	2.5	2.7	2.4	2.1	2.3	2.0	2.1	1.9
	Dissatisfied	2.8	3.0	2.9	3.1	2.9	2.9	2.9	2.7	2.7	2.5	2.2	2.2	2.1	2.1	2.0
	<i>Unweighted count</i>															
Royal Navy	Satisfied	3.2	3.5	3.3	4.1	4.1	3.4	3.1	3.3	4.1	4.3	2.6	2.4	2.5	3.1	3.2
	Neutral	4.1	4.6	4.5	4.7	4.6	3.5	3.5	3.6	4.3	4.1	2.7	2.8	2.9	3.3	3.2
	Dissatisfied	4.1	4.7	4.6	4.8	4.7	3.8	3.7	3.8	4.5	4.4	2.9	2.9	3.0	3.4	3.4
	<i>Unweighted count</i>															
Royal Marines	Satisfied	5.6	5.1	4.7	6.1	6.2	3.5	3.2	2.9	3.3	3.2	3.1	2.8	2.5	2.9	2.8
	Neutral	6.1	6.7	5.6	6.6	7.2	3.7	3.2	2.9	3.2	3.0	3.2	2.9	2.6	2.9	2.8
	Dissatisfied	7.1	7.2	6.1	7.5	7.6	4.1	3.6	3.2	3.5	3.3	3.6	3.2	2.8	3.2	3.0
	<i>Unweighted count</i>															
Army	Satisfied	3.1	4.1	3.7	4.5	4.1	5.8	5.9	4.6	5.5	4.5	4.3	4.4	3.5	4.2	3.5
	Neutral	5.1	5.5	5.2	5.5	4.9	5.7	6.3	4.8	5.2	4.3	4.3	4.8	3.8	4.1	3.4
	Dissatisfied	5.3	5.7	5.4	5.7	5.0	5.8	5.7	5.1	5.0	4.5	4.4	4.4	4.0	3.9	3.6
	<i>Unweighted count</i>															
RAF	Satisfied	3.3	3.3	3.6	4.0	4.2	3.3	3.7	4.1	4.1	4.2	2.5	2.8	3.0	3.1	3.2
	Neutral	4.7	4.7	4.9	4.9	5.3	3.6	4.0	4.0	4.1	4.2	2.9	3.1	3.1	3.2	3.4
	Dissatisfied	4.8	4.7	5.0	5.0	5.3	4.0	4.2	4.5	4.2	4.3	3.1	3.2	3.5	3.3	3.4
	<i>Unweighted count</i>															

Key

	Margin of error less than 3%
	Margin of error 3% - 5%
	Margin of error 5% +

Margin of error is half the width of a 99% confidence interval. Darker colours indicate a greater degree of uncertainty in the estimate.

AFCAS 2016 Section 19 - Your Accommodation

Source: Defence Statistics (Surveys)

Table B19.40 Which of the following statements apply to you? In the last year, I have used Forces Help to Buy (FHTB) for my home purchase.

		Officers: Margin of error +/-%					Other Ranks: Margin of error +/-%					Total: Margin of error +/-%				
		2012	2013	2014	2015	2016	2012	2013	2014	2015	2016	2012	2013	2014	2015	2016
Tri-Service	Not ticked	0.9	0.7	0.6
	Ticked	0.9	0.7	0.6
	<i>Unweighted count</i>															
Royal Navy	Not ticked	1.6	1.5	1.2
	Ticked	1.6	1.5	1.2
	<i>Unweighted count</i>															
Royal Marines	Not ticked	3.2	1.1	1.0
	Ticked	3.2	1.1	1.0
	<i>Unweighted count</i>															
Army	Not ticked	1.5	1.1	0.9
	Ticked	1.5	1.1	0.9
	<i>Unweighted count</i>															
RAF	Not ticked	1.5	1.5	1.2
	Ticked	1.5	1.5	1.2
	<i>Unweighted count</i>															

Key

	Margin of error less than 3%
	Margin of error 3% - 5%
	Margin of error 5% +

Margin of error is half the width of a 99% confidence interval. Darker colours indicate a greater degree of uncertainty in the estimate.

AFCAS 2016 Section 19 - Your Accommodation

Source: Defence Statistics (Surveys)

Table B19.41 Which of the following statements apply to you? In the last year, I have used Forces Help to Buy (FHTB) to extend my home.

		Officers: Margin of error +/-%					Other Ranks: Margin of error +/-%					Total: Margin of error +/-%				
		2012	2013	2014	2015	2016	2012	2013	2014	2015	2016	2012	2013	2014	2015	2016
Tri-Service	Not ticked	0.2	0.2	0.2
	Ticked	0.2	0.2	0.2
	<i>Unweighted count</i>															
Royal Navy	Not ticked	0.1	0.1
	Ticked	0.1	0.1
	<i>Unweighted count</i>															
Royal Marines	Not ticked	0.4	0.4
	Ticked	0.4	0.4
	<i>Unweighted count</i>															
Army	Not ticked	0.3	0.4	0.3
	Ticked	0.3	0.4	0.3
	<i>Unweighted count</i>															
RAF	Not ticked	0.4	0.1	0.1
	Ticked	0.4	0.1	0.1
	<i>Unweighted count</i>															

Key

	Margin of error less than 3%
	Margin of error 3% - 5%
	Margin of error 5% +

Margin of error is half the width of a 99% confidence interval. Darker colours indicate a greater degree of uncertainty in the estimate.

AFCAS 2016 Section 19 - Your Accommodation

Source: Defence Statistics (Surveys)

Table B19.42 Which of the following statements apply to you? I am considering using Forces Help to Buy (FHTB) for a future home purchase.

		Officers: Margin of error +/-%					Other Ranks: Margin of error +/-%					Total: Margin of error +/-%				
		2012	2013	2014	2015	2016	2012	2013	2014	2015	2016	2012	2013	2014	2015	2016
Tri-Service	Not ticked	1.6	1.5	1.3
	Ticked	1.6	1.5	1.3
	<i>Unweighted count</i>															
Royal Navy	Not ticked	2.3	2.6	2.1
	Ticked	2.3	2.6	2.1
	<i>Unweighted count</i>															
Royal Marines	Not ticked	3.2	1.7	1.5
	Ticked	3.2	1.7	1.5
	<i>Unweighted count</i>															
Army	Not ticked	2.7	2.3	2.0
	Ticked	2.7	2.3	2.0
	<i>Unweighted count</i>															
RAF	Not ticked	2.5	2.6	2.1
	Ticked	2.5	2.6	2.1
	<i>Unweighted count</i>															

Key

	Margin of error less than 3%
	Margin of error 3% - 5%
	Margin of error 5% +

Margin of error is half the width of a 99% confidence interval. Darker colours indicate a greater degree of uncertainty in the estimate.

AFCAS 2016 Section 19 - Your Accommodation

Source: Defence Statistics (Surveys)

Table B19.43 Which of the following statements apply to you? In the last year, I purchased my own home without the use of LSAP, FHTB or the Government Affordable Housing Schemes.

		Officers: Margin of error +/-%					Other Ranks: Margin of error +/-%					Total: Margin of error +/-%				
		2012	2013	2014	2015	2016	2012	2013	2014	2015	2016	2012	2013	2014	2015	2016
Tri-Service	Not ticked	1.4	0.8	0.7
	Ticked	1.4	0.8	0.7
	<i>Unweighted count</i>															
Royal Navy	Not ticked	3.4	2.1	1.8
	Ticked	3.4	2.1	1.8
	<i>Unweighted count</i>															
Royal Marines	Not ticked	4.6	1.3	1.3
	Ticked	4.6	1.3	1.3
	<i>Unweighted count</i>															
Army	Not ticked	2.0	1.2	1.0
	Ticked	2.0	1.2	1.0
	<i>Unweighted count</i>															
RAF	Not ticked	2.3	1.5	1.3
	Ticked	2.3	1.5	1.3
	<i>Unweighted count</i>															

Key

	Margin of error less than 3%
	Margin of error 3% - 5%
	Margin of error 5% +

Margin of error is half the width of a 99% confidence interval. Darker colours indicate a greater degree of uncertainty in the estimate.

AFCAS 2016 Section 19 - Your Accommodation

Source: Defence Statistics (Surveys)

Table B19.44 Which of the following statements apply to you? In the last year, I used a Government Affordable Housing Scheme (e.g. Help to Buy: Equity Loan / Mortgage Guarantee / New Buy / Shared Ownership Schemes).

		Officers: Margin of error +/-%					Other Ranks: Margin of error +/-%					Total: Margin of error +/-%				
		2012	2013	2014	2015	2016	2012	2013	2014	2015	2016	2012	2013	2014	2015	2016
Tri-Service	Not ticked	0.5	0.4	0.4
	Ticked	0.5	0.4	0.4
	<i>Unweighted count</i>															
Royal Navy	Not ticked	0.9	1.0	0.8
	Ticked	0.9	1.0	0.8
	<i>Unweighted count</i>															
Royal Marines	Not ticked	0.7	0.5	0.5
	Ticked	0.7	0.5	0.5
	<i>Unweighted count</i>															
Army	Not ticked	0.9	0.7	0.6
	Ticked	0.9	0.7	0.6
	<i>Unweighted count</i>															
RAF	Not ticked	0.7	0.8	0.6
	Ticked	0.7	0.8	0.6
	<i>Unweighted count</i>															

Key

	Margin of error less than 3%
	Margin of error 3% - 5%
	Margin of error 5% +

Margin of error is half the width of a 99% confidence interval. Darker colours indicate a greater degree of uncertainty in the estimate.

AFCAS 2016 Section 19 - Your Accommodation

Source: Defence Statistics (Surveys)

Table B19.45 Which of the following statements apply to you? None of the above. (i.e. not purchasing a home independently or using LSAP, FHTB or Government Affordable Housing Schemes.)

		Officers: Margin of error +/-%					Other Ranks: Margin of error +/-%					Total: Margin of error +/-%				
		2012	2013	2014	2015	2016	2012	2013	2014	2015	2016	2012	2013	2014	2015	2016
Tri-Service	Not ticked	2.1	1.7	1.4
	Ticked	2.1	1.7	1.4
	<i>Unweighted count</i>															
Royal Navy	Not ticked	3.8	3.2	2.6
	Ticked	3.8	3.2	2.6
	<i>Unweighted count</i>															
Royal Marines	Not ticked	5.5	2.0	1.9
	Ticked	5.5	2.0	1.9
	<i>Unweighted count</i>															
Army	Not ticked	3.3	2.5	2.2
	Ticked	3.3	2.5	2.2
	<i>Unweighted count</i>															
RAF	Not ticked	3.4	3.0	2.4
	Ticked	3.4	3.0	2.4
	<i>Unweighted count</i>															

Key

- Margin of error less than 3%
- Margin of error 3% - 5%
- Margin of error 5% +

Margin of error is half the width of a 99% confidence interval. Darker colours indicate a greater degree of uncertainty in the estimate.

AFCAS 2016 Section 19 - Your Accommodation

Source: Defence Statistics (Surveys)

Table B19.1 What kind of accommodation do you live in at present during the working week?

		Officers					Other Ranks					Total				
		2012	2013	2014	2015 r	2016	2012	2013	2014	2015 r	2016	2012	2013	2014	2015 r	2016
Tri-Service	Service Family Accommodation	34	39	36	37	37	29	33	32	32	31	30	34	33	33	32
	Substitute Service Family Accommodation	3	3 **	3 **	3	2	2	2	2	1	1	2	2 **	2	1	1
	Single Living Accommodation	25	21	23	25	23	44	42	43	45	44	41	38	39	41	40
	Substitute Single Living Accommodation	6	6	6	5	5	2	3	3	2	2	3	3	4 **	3	3
	Property I own	27	25	25	25	27	14	13 **	13 **	13	15	16	15 **	15 **	15 **	17
	Privately rented accommodation	3	3 **	2	2	2	4	4	3	4	3	4	4	3	3	3
	Relative's home	0	0	0	0	0	1	0	1	0	0	1	0	0	0	0
	Other	1 **	1	1	1 **	1	1	1	1	1	1	1	1	1	1	1
	Onboard a ship or submarine	1	1	2 **	1	1	3 **	3 **	3 **	2	2	3 **	2 **	3 **	2	2
<i>Unweighted count</i>					3 305					8 671					11 976	
Royal Navy	Service Family Accommodation	18	23	20	22	21	14	15	15	16	16	14 **	17	16	17	17
	Substitute Service Family Accommodation	2	3	3	2	3	1	2	1	2	2	2	2	2	2	2
	Single Living Accommodation	21	20	21	22	22	25 **	28 **	24 **	30	32	24 **	26 **	23 **	28	30
	Substitute Single Living Accommodation	9	9	8	7	8	4	3	3	3	3	5	4	4	4	4
	Property I own	39	36	35	38	37	24	27	26	26	25	27	29	28	28	28
	Privately rented accommodation	3	3	2	2	2	6	6	4	5	5	5	5	4	4	4
	Relative's home	0	0	1	1	0	2	1	2	1	1	2	1	2	1	1
	Other	1 **	1	1	1 **	3	2	2	2	2	3	2	2	2	1 **	3
	Onboard a ship or submarine	7 **	4	8 **	6	5	21 **	17 **	22 **	16	13	18 **	14 **	19 **	14	11
<i>Unweighted count</i>					944					1 681					2 625	
Royal Marines	Service Family Accommodation	22	22	22	23	25	13	13	13	14	14	14	14	14	15	15
	Substitute Service Family Accommodation	3	3	3	3	2	2	2	2	2	2	2	2	2	2	2
	Single Living Accommodation	34	33	36	35	35	53	48 **	52	54	52	51	46 **	50	52	50
	Substitute Single Living Accommodation	4	3	3	4	4	5	5	5	3	4	5	5	5	3	4
	Property I own	33	31	29	30	30	18	20	18	19	19	19	22	19	20	21
	Privately rented accommodation	2	5 **	4 **	3	2	4	5	3	3	4	4	5 **	3	3	3
	Relative's home	0	0	0	1	1 **	1	1	0	1	1	1	1	0
	Other	1	2 **	2 **	0	0	3	3	5 **	3	3	3	3	4 **	3	2
	Onboard a ship or submarine	1	1	1	1	1	2	2	2	2	2	2	2	2	2	2
<i>Unweighted count</i>					293					2 525					2 818	
Army	Service Family Accommodation	43	49	45	45	45	34	39	37	36	36	35	41	38	37	38
	Substitute Service Family Accommodation	3	3	3	3	2	2	2	2	1	1	2	2	2	1	1
	Single Living Accommodation	28	22	25	28	26	51	46	49	51	49	48	43	45	47	45
	Substitute Single Living Accommodation	5	5	6	5	5	2	3	3	2	2	2	3	4 **	2	3
	Property I own	19	18	17	17	20	7	6	6	7	7	9	8	8 **	8	9
	Privately rented accommodation	2	3	2	1	2	3	3	3	3	2	3	3	3	3	2
Relative's home	..	0	0	0	0	1	0	0	0	0	1	0	0	0	0	

Percentages

	Other	1	2	1	0	1	2	1	1	1	1	1	1	1	1	
	Onboard a ship or subma	
	<i>Unweighted count</i>					1 184					2 627				3 811	
RAF	Service Family Accommo	33	36	34	36	37	32	30	34 **	34 **	30	32	32	34	35	32
	Substitute Service Family	3	4 **	4 **	3	2	2 **	1	1	1	1	2 **	2 **	2 **	1	1
	Single Living Accommoda	22	20	20	22	19	35	37	36	36	37	32	33	32	33	33
	Substitute Single Living A	5	5	6	5	5	2	2	2	2	2	3	3	3	2	2
	Property I own	32	30	32	28	33	24	23 **	21 **	22 **	27	26	25 **	24 **	24 **	28
	Privately rented accomm	4	4	4	4	3	5	5	4	5	4	5	5	4	4	4
	Relative's home	..	0	0	0	0	0 **	0	0	0	0	0	0	0	0	0
	Other	1	0	1	1	1	0	1	0	0	0	0	0	1	0	0
	Onboard a ship or subma
	<i>Unweighted count</i>					884					1 838					2 722

** denotes the estimate is significantly different to the 2016 estimate (99% confidence level).

(1) RN/RM ONLY ASKED 'ONBOARD A SHIP OR SUBMARINE' OPTION. (2) OPTIONS CHANGED IN 2012.

r 2015 figures have been revised due to an error in data processing

AFCAS 2016 Section 19 - Your Accommodation

Source: Defence Statistics (Surveys)

Table B19.2 If you have moved from your own home into Service Accommodation in the last 12 months, what was/were the reason(s) for this? Posting requirement.

Percentages

		Officers					Other Ranks					Total				
		2012	2013	2014	2015 r	2016	2012	2013	2014	2015 r	2016	2012	2013	2014	2015 r	2016
Tri-Service	Not ticked	16	19	20	16	17	36	29	39	31	33	32	27	35	29	31
	Ticked	84	81	80	84	83	64	71	61	69	67	68	73	65	71	69
	<i>Unweighted count</i>					716					2 128					2 844
Royal Navy	Not ticked	12	18	17	13	12	31	29	42 **	27	24	26	25	35 **	24	21
	Ticked	88	82	83	87	88	69	71	58 **	73	76	74	75	65 **	76	79
	<i>Unweighted count</i>					241					413					654
Royal Marines	Not ticked	23	15	18	16	22	31	32	30	27 **	34	30	30	28	26 **	33
	Ticked	77	85	82	84	78	69	68	70	73 **	66	70	70	72	74 **	67
	<i>Unweighted count</i>					71					645					716
Army	Not ticked	18	20	22	18	19	45	27	44	30	37	41	25	40	29	35
	Ticked	82	80	78	82	81	55	73	56	70	63	59	75	60	71	65
	<i>Unweighted count</i>					225					738					963
RAF	Not ticked	17	18	18	16	18	24	32	29	36	29	22	29	26	32	27
	Ticked	83	82	82	84	82	76	68	71	64	71	78	71	74	68	73
	<i>Unweighted count</i>					179					332					511

** denotes the estimate is significantly different to the 2016 estimate (99% confidence level).

(1) NEW QUESTION IN 2012. (2) MINOR WORDING CHANGE IN 2015.

r 2015 figures have been revised due to an error in data processing

AFCAS 2016 Section 19 - Your Accommodation

Source: Defence Statistics (Surveys)

Table B19.3 If you have moved from your own home into Service Accommodation in the last 12 months, what was/were the reason(s) for this? Economy.

		Officers					Other Ranks					Total				
		2012	2013	2014	2015 r	2016	2012	2013	2014	2015 r	2016	2012	2013	2014	2015 r	2016
Tri-Service	Not ticked	90 **	91 **	88 **	97	96	81 **	83 **	81 **	93	92	83 **	85 **	82 **	94	93
	Ticked	10 **	9 **	12 **	3	4	19 **	17 **	19 **	7	8	17 **	15 **	18 **	6	7
	<i>Unweighted count</i>					716					2 128					2 844
Royal Navy	Not ticked	94	85 **	87 **	96	96	82 **	82 **	78 **	93	94	85 **	83 **	81 **	93	94
	Ticked	6	15 **	13 **	4	4	18 **	18 **	22 **	7	6	15 **	17 **	19 **	7	6
	<i>Unweighted count</i>					241					413					654
Royal Marines	Not ticked	93	96	91	92	94	69 **	79	75 **	89	86	73 **	81	78 **	89	87
	Ticked	7	4	9	8	6	31 **	21	25 **	11	14	27 **	19	22 **	11	13
	<i>Unweighted count</i>					71					645					716
Army	Not ticked	89	97	88	99 **	95	78 **	85	81 **	94	92	80 **	87	82 **	95	93
	Ticked	11	3	12	1 **	5	22 **	15	19 **	6	8	20 **	13	18 **	5	7
	<i>Unweighted count</i>					225					738					963
RAF	Not ticked	88 **	89 **	89	97	97	88	81 **	85	93	92	88	83 **	86 **	94	93
	Ticked	12 **	11 **	11	3	3	12	19 **	15	7	8	12	17 **	14 **	6	7
	<i>Unweighted count</i>					179					332					511

** denotes the estimate is significantly different to the 2016 estimate (99% confidence level).

(1) NEW QUESTION IN 2012. (2) MINOR WORDING CHANGE IN 2015.

r 2015 figures have been revised due to an error in data processing

AFCAS 2016 Section 19 - Your Accommodation

Source: Defence Statistics (Surveys)

Table B19.4 If you have moved from your own home into Service Accommodation in the last 12 months, what was/were the reason(s) for this? Personal circumstance e.g. marriage, separation, divorce.

Percentages

		Officers					Other Ranks					Total				
		2012	2013	2014	2015 r	2016	2012	2013	2014	2015 r	2016	2012	2013	2014	2015 r	2016
Tri-Service	Not ticked	87	84	78	78	79	79
	Ticked	13	16	22	22	21	21
	<i>Unweighted count</i>					716					2 128					2 844
Royal Navy	Not ticked	90	91	82	84	83	85
	Ticked	10	9	18	16	17	15
	<i>Unweighted count</i>					241					413					654
Royal Marines	Not ticked	90	86	80	82	81	82
	Ticked	10	14	20	18	19	18
	<i>Unweighted count</i>					71					645					716
Army	Not ticked	85	81	78	76	79	76
	Ticked	15	19	22	24	21	24
	<i>Unweighted count</i>					225					738					963
RAF	Not ticked	87	84	73	77	76	79
	Ticked	13	16	27	23	24	21
	<i>Unweighted count</i>					179					332					511

** denotes the estimate is significantly different to the 2016 estimate (99% confidence level).

NEW QUESTION IN 2015

r 2015 figures have been revised due to an error in data processing

AFCAS 2016 Section 19 - Your Accommodation

Source: Defence Statistics (Surveys)

Table B19.5 If you have moved from your own home into Service Accommodation in the last 12 months, what was/were the reason(s) for this? Other.

		Officers					Other Ranks					Total				
		2012	2013	2014	2015 r	2016	2012	2013	2014	2015 r	2016	2012	2013	2014	2015 r	2016
Tri-Service	Not ticked	85 **	85 **	87 **	94	95	77 **	82 **	75 **	92	92	79 **	82 **	77 **	92	92
	Ticked	15 **	15 **	13 **	6	5	23 **	18 **	25 **	8	8	21 **	18 **	23 **	8	8
	<i>Unweighted count</i>					716					2 128					2 844
Royal Navy	Not ticked	89	90	89	96	95	80 **	83 **	77 **	94	92	82 **	85 **	80 **	94	93
	Ticked	11	10	11	4	5	20 **	17 **	23 **	6	8	18 **	15 **	20 **	6	7
	<i>Unweighted count</i>					241					413					654
Royal Marines	Not ticked	77	86	85	98	91	89	79 **	87	95	93	87	80 **	87 **	95	93
	Ticked	23	14	15	2	9	11	21 **	13	5	7	13	20 **	13 **	5	7
	<i>Unweighted count</i>					71					645					716
Army	Not ticked	86	81 **	84	94	94	71 **	83	71 **	91	91	74 **	83 **	73 **	91	91
	Ticked	14	19 **	16	6	6	29 **	17	29 **	9	9	26 **	17 **	27 **	9	9
	<i>Unweighted count</i>					225					738					963
RAF	Not ticked	83 **	84 **	90	92	96	83 **	79 **	80 **	92	94	83 **	80 **	82 **	92	94
	Ticked	17 **	16 **	10	8	4	17 **	21 **	20 **	8	6	17 **	20 **	18 **	8	6
	<i>Unweighted count</i>					179					332					511

** denotes the estimate is significantly different to the 2016 estimate (99% confidence level).

(1) NEW QUESTION IN 2012. (2) MINOR WORDING CHANGE IN 2015.

r 2015 figures have been revised due to an error in data processing

AFCAS 2016 Section 19 - Your Accommodation

Source: Defence Statistics (Surveys)

Table B19.6 With regard to your current Service Accommodation, how satisfied are you with the following? The overall standard.

		Officers					Other Ranks					Total				
		2012	2013	2014	2015 r	2016	2012	2013	2014	2015 r	2016	2012	2013	2014	2015 r	2016
Tri-Service	Satisfied	62	62 **	63 **	64 **	58	55	56 **	57 **	57 **	52	56 **	57 **	58 **	58 **	53
	Neutral	12	12 **	13	12	14	16	13 **	15	15	16	15	13 **	15	14	16
	Dissatisfied	26	26	24 **	24	28	29 **	30	28 **	29 **	32	29 **	30	27 **	28 **	31
	<i>Unweighted count</i>	2 185					6 247					8 432				
Royal Navy	Satisfied	68 **	68 **	65	63	61	55	58 **	53	55	52	58	60 **	56	57	54
	Neutral	12	11	15	14	12	18	17	19	17	15	17	16	18	17	15
	Dissatisfied	20 **	21 **	20 **	23	27	27 **	26 **	28	28	33	25 **	25 **	26 **	27 **	31
	<i>Unweighted count</i>	535					988					1 523				
Royal Marines	Satisfied	69 **	61	63	62	56	45	49 **	46	49 **	44	48	50 **	48	50 **	46
	Neutral	11	10	12	12	14	16	18	17	15	16	15	17	16	14	16
	Dissatisfied	20 **	29	25	26	30	39	34 **	37	37	39	37	33 **	36	36	39
	<i>Unweighted count</i>	197					1 806					2 003				
Army	Satisfied	60	62	62 **	67 **	56	54	56	58 **	57 **	52	55	57	58 **	58 **	52
	Neutral	11	12	13	11	15	16	13 **	15	14	17	16	12 **	15	14	16
	Dissatisfied	28	27	25	23 **	30	29	32	27 **	29	31	29	31	27 **	28	31
	<i>Unweighted count</i>	898					2 274					3 172				
RAF	Satisfied	59	60	63	59	61	59	57	58	58	54	59	58	59	59	55
	Neutral	15	12	14	13	15	14	14	14	15	15	14	14	14	14	15
	Dissatisfied	26	28	23	28	23	28	29	29	27	31	27	28	28	27	30
	<i>Unweighted count</i>	555					1 179					1 734				

** denotes the estimate is significantly different to the 2016 estimate (99% confidence level).

(1) MINOR WORDING CHANGE IN 2011, 2012, 2013 AND 2015. (2) "N/A / DON'T KNOW" OPTION ADDED IN 2011.

r 2015 figures have been revised due to an error in data processing

AFCAS 2016 Section 19 - Your Accommodation

Source: Defence Statistics (Surveys)

Table B19.9 With regard to your current Service Accommodation, how satisfied are you with the following? The value for money.

		Officers					Other Ranks					Total				
		2012	2013	2014	2015 r	2016	2012	2013	2014	2015 r	2016	2012	2013	2014	2015 r	2016
Tri-Service	Satisfied	69 **	71 **	73 **	70 **	65	66 **	67 **	66 **	66 **	60	67 **	68 **	67 **	67 **	61
	Neutral	16	15 **	14 **	16	18	18	18	18	17	19	18	18	17	17 **	19
	Dissatisfied	15	14	13 **	14 **	17	15 **	15 **	16 **	17 **	20	15 **	15 **	15 **	17 **	20
	<i>Unweighted count</i>	2 115					6 120					8 235				
Royal Navy	Satisfied	72	73	71	70	66	64	64	61	62	62	65	66	64	64	63
	Neutral	18	15	16	18	19	22	21	21	18	20	22	20	19	18	20
	Dissatisfied	10	12	13	12	14	14 **	15	18	20	18	13 **	14	17	18	17
	<i>Unweighted count</i>	504					933					1 437				
Royal Marines	Satisfied	74 **	63	69	67	63	53	55	54	55	52	55	56	56	56 **	53
	Neutral	18	19	16	12	17	23	23	22	21 **	24	22	23	22	20 **	24
	Dissatisfied	8 **	18	16	20	20	24	22	23	24	24	23	21	23	24	24
	<i>Unweighted count</i>	187					1 773					1 960				
Army	Satisfied	67	72 **	72 **	72 **	62	66 **	66 **	66 **	66 **	59	66 **	67 **	67 **	67 **	59
	Neutral	16	14	14	15	18	19	18	18	17	19	18	17	18	16	19
	Dissatisfied	17	15 **	14 **	14 **	20	16 **	16 **	16 **	18 **	22	16 **	15 **	16 **	17 **	22
	<i>Unweighted count</i>	883					2 255					3 138				
RAF	Satisfied	73	69	75	67	70	75 **	73 **	75 **	73 **	68	74 **	72	75 **	72	69
	Neutral	15	16	14	18	17	15	15	15	15	16	15	15	15	16	16
	Dissatisfied	13	15	11	14	12	11 **	11 **	10 **	12 **	16	11 **	12	10 **	12	15
	<i>Unweighted count</i>	541					1 159					1 700				

** denotes the estimate is significantly different to the 2016 estimate (99% confidence level).

(1) MINOR WORDING CHANGE IN 2011, 2012, 2013 AND 2015. (2) "N/A / DON'T KNOW" OPTION ADDED IN 2011.

r 2015 figures have been revised due to an error in data processing

AFCAS 2016 Section 19 - Your Accommodation

Source: Defence Statistics (Surveys)

Table B19.12 With regard to your current Service Accommodation, how satisfied are you with the following? The response to requests for maintenance/repair to my current accommodation.

		Officers					Other Ranks					Total				
		2012	2013	2014	2015 r	2016	2012	2013	2014	2015 r	2016	2012	2013	2014	2015 r	2016
Tri-Service	Satisfied	45 **	43 **	42 **	41 **	34	42 **	41 **	41 **	40 **	34	42 **	41 **	41 **	40 **	34
	Neutral	15	17	19 **	18 **	15	21 **	20	19	21	18	21 **	19	19	20 **	18
	Dissatisfied	40 **	40 **	39 **	41 **	51	37 **	40 **	40 **	40 **	48	37 **	40 **	40 **	40 **	49
	<i>Unweighted count</i>	2 031					5 998					8 029				
Royal Navy	Satisfied	50 **	49 **	47 **	42	38	40 **	41 **	37	38	33	42 **	43 **	39 **	39	34
	Neutral	20 **	22 **	22 **	18	14	26 **	25 **	26 **	21	18	25 **	24 **	25 **	20	17
	Dissatisfied	30 **	29 **	31 **	40	48	33 **	34 **	37 **	41 **	49	33 **	33 **	36 **	41 **	49
	<i>Unweighted count</i>	477					910					1 387				
Royal Marines	Satisfied	46 **	37	41 **	41	30	33 **	35 **	32 **	30 **	27	34 **	35 **	33 **	31 **	27
	Neutral	18	13	18	13	14	23 **	21	21	18	19	23 **	20	21	18	19
	Dissatisfied	36 **	50	41 **	47	55	44 **	44 **	47 **	52	54	43 **	45 **	46 **	51	54
	<i>Unweighted count</i>	185					1 748					1 933				
Army	Satisfied	43 **	42 **	39	40 **	34	41 **	40 **	41 **	39 **	34	41 **	40 **	41 **	39 **	34
	Neutral	13	16	17	19 **	14	21	19	19	22	18	20	19	18	21 **	18
	Dissatisfied	44 **	43 **	44 **	41 **	52	38 **	41 **	41 **	39 **	47	39 **	41 **	41 **	39 **	48
	<i>Unweighted count</i>	851					2 213					3 064				
RAF	Satisfied	44 **	42 **	46 **	41 **	34	46 **	45 **	45 **	45 **	33	46 **	45 **	45 **	44 **	33
	Neutral	18	19	19	17	16	20	17	18	17	17	19	18	18	17	17
	Dissatisfied	38 **	39 **	35 **	42 **	50	34 **	37 **	37 **	38 **	50	35 **	38 **	37 **	38 **	50
	<i>Unweighted count</i>	518					1 127					1 645				

** denotes the estimate is significantly different to the 2016 estimate (99% confidence level).

(1) NEW QUESTION IN 2011. (2) MINOR WORDING CHANGE IN 2012 AND 2013.

r 2015 figures have been revised due to an error in data processing

AFCAS 2016 Section 19 - Your Accommodation

Source: Defence Statistics (Surveys)

Table B19.15 With regard to your current Service Accommodation, how satisfied are you with the following? The quality of maintenance/repair work to my current accommodation.

		Officers					Other Ranks					Total						
		2012	2013	2014	r	2016	2012	2013	2014	2015	r	2016	2012	2013	2014	2015	r	2016
Tri-Service	Satisfied	40 **	37 **	38 **	39 **	31	39 **	40 **	39 **	40 **	33	39 **	40 **	39 **	40 **	33		
	Neutral	21	20	22	21	19	25	22	22	23	22	24 **	22	22	23	22		
	Dissatisfied	40 **	43 **	39 **	40 **	49	36 **	38 **	38 **	37 **	44	37 **	38 **	38 **	38 **	45		
	<i>Unweighted count</i>						2 056						6 002					
Royal Navy	Satisfied	44	43	42	40	38	40 **	39 **	36	37	32	40 **	40 **	37	38	33		
	Neutral	25 **	23	26 **	22	17	29 **	26	28 **	24	23	28 **	26	27 **	23	22		
	Dissatisfied	30 **	33 **	32 **	39	45	32 **	34 **	36 **	39 **	45	32 **	34 **	35 **	39 **	45		
	<i>Unweighted count</i>						486						914					
Royal Marines	Satisfied	39	34	40 **	37	29	33 **	35 **	33 **	31 **	28	34 **	35 **	34 **	32 **	28		
	Neutral	27	19	22	19	19	28 **	24	24	23	24	28 **	23	24	23	23		
	Dissatisfied	34 **	48	38 **	45	52	39 **	41 **	43 **	45	48	39 **	42 **	42 **	45	49		
	<i>Unweighted count</i>						187						1 750					
Army	Satisfied	40 **	35 **	36 **	39 **	29	39	40 **	40 **	40 **	35	39 **	39 **	40 **	40 **	34		
	Neutral	18	19	22	20	18	25	22	22	24	22	24	22	22	24	21		
	Dissatisfied	42 **	46	42 **	41 **	52	37 **	38 **	38 **	36 **	43	37 **	39 **	38 **	36 **	45		
	<i>Unweighted count</i>						859						2 209					
RAF	Satisfied	37	37	40 **	38	32	41 **	42 **	39 **	41 **	32	40 **	41 **	39 **	40 **	32		
	Neutral	22	20	22	23	23	23	20	21	20	22	23	20	21	21	23		
	Dissatisfied	41	43	38 **	40	45	36 **	38 **	40 **	39 **	46	37 **	39 **	39 **	39 **	46		
	<i>Unweighted count</i>						524						1 129					

** denotes the estimate is significantly different to the 2016 estimate (99% confidence level).

(1) NEW QUESTION IN 2011. (2) MINOR WORDING CHANGE IN 2012 AND 2013.

r 2015 figures have been revised due to an error in data processing

AFCAS 2016 Section 19 - Your Accommodation

Source: Defence Statistics (Surveys)

Table B19.18 With regard to your current Service Accommodation, how satisfied are you with the following? How fairly Service Accommodation is allocated.

		Officers					Other Ranks					Total				
		2012	2013	2014	2015 r	2016	2012	2013	2014	2015 r	2016	2012	2013	2014	2015 r	2016
Tri-Service	Satisfied	42 **	45	42 **	51	48	41 **	45	44	47	45	41 **	45	44	47	45
	Neutral	31	28	31	28	30	32	29	31	29	29	32 **	28	31	29	29
	Dissatisfied	27 **	27 **	26 **	21	22	27	27	25	24	26	27	27	25	24	25
	<i>Unweighted count</i>					2 024					5 899					7 923
Royal Navy	Satisfied	47	46	42	47	44	39	42	38	40	43	40	43	39 **	42	43
	Neutral	32	33	36	30	29	35	33	37	32	32	35	33	37 **	31	32
	Dissatisfied	21	21	22	23	27	26	24	26	28	25	25	23	25	27	25
	<i>Unweighted count</i>					470					888					1 358
Royal Marines	Satisfied	43	40	40	44	40	31 **	38	38	41	37	32 **	38	38	41 **	37
	Neutral	34	34	33	27	37	36	36	36	33 **	38	36	36	36	32 **	37
	Dissatisfied	24	26	27	30	23	33 **	26	26	26	25	32 **	26	27	27	25
	<i>Unweighted count</i>					175					1 697					1 872
Army	Satisfied	42 **	45	42	52	48	42	46	46	48	45	42	46	46	49	46
	Neutral	29	26	29	27	30	32	27	30	28	29	32	27	30	28	29
	Dissatisfied	29 **	29 **	28 **	20	21	26	27	24	24	26	26	27	24	23	25
	<i>Unweighted count</i>					846					2 184					3 030
RAF	Satisfied	40 **	44	43	50	50	40 **	43	43	46	46	40 **	43	43	47	47
	Neutral	35	30	33	28	29	30	30	30	29	26	31 **	30	30	29	26
	Dissatisfied	25	26	24	21	21	31	27	28	24	28	29	27	27	24	26
	<i>Unweighted count</i>					533					1 130					1 663

** denotes the estimate is significantly different to the 2016 estimate (99% confidence level).

(1) MINOR WORDING CHANGE IN 2011 AND 2012. (2) "N/A / DON'T KNOW" OPTION ADDED IN 2011.

r 2015 figures have been revised due to an error in data processing

AFCAS 2016 Section 19 - Your Accommodation

Source: Defence Statistics (Surveys)

Table B19.21 Do you currently own your own home? Please answer this question whether you live in this property or not.

		Officers					Other Ranks					Total						
		2012	2013	2014	2015 r	2016	2012	2013	2014	2015 r	2016	2012	2013	2014	2015 r	2016		
Tri-Service	Yes	75	74	74	75	76	36 **	37 **	37 **	39	40	43 **	43 **	44 **	45	47		
	No	13	12	13	13	12	42 **	39 **	38 **	36	34	37 **	35 **	34 **	32 **	30		
	No, but saving to buy in t	12	13	13	12	12	22 **	24	25	25	26	20 **	22	23	23	24		
	<i>Unweighted count</i>						3 293						8 605					
Royal Navy	Yes	86	83	84	85	84	51	53	54	54	54	59	59	61	61	61		
	No	8	9	8	7	8	32 **	28 **	28 **	25	23	27 **	24 **	24 **	21	19		
	No, but saving to buy in t	6	8	8	8	8	17 **	19 **	18 **	21	24	15 **	17 **	16 **	18	20		
	<i>Unweighted count</i>						941						1 659					
Royal Marines	Yes	75	76	77	77	81	43 **	47	47	48	49	46 **	50 **	50 **	51	52		
	No	15	12	13	13	11	44 **	35 **	38 **	34 **	31	40 **	32 **	35 **	31 **	29		
	No, but saving to buy in t	10	11	10	10	8	14 **	18	16 **	18	20	13 **	18	15 **	17	19		
	<i>Unweighted count</i>						292						2 517					
Army	Yes	69	69	67	69	70	27 **	28	28 **	30	32	33 **	34 **	34 **	36	38		
	No	17	15	16	16	14	49 **	46 **	44 **	43	41	45 **	42 **	40 **	39	37		
	No, but saving to buy in t	14	16	16	15	16	24	25	27	27	28	23 **	24	26	25	26		
	<i>Unweighted count</i>						1 179						2 598					
RAF	Yes	78	77 **	80	77	81	48 **	48 **	49	51	52	55 **	54 **	56	57	59		
	No	10	11	10	12	9	31 **	28 **	26	26	23	26 **	24 **	23 **	23 **	20		
	No, but saving to buy in t	12	13	11	11	10	21 **	24	24	23	25	19	22	21	20	22		
	<i>Unweighted count</i>						881						1 831					

** denotes the estimate is significantly different to the 2016 estimate (99% confidence level).

(1) "NO" OPTIONS CHANGED IN 2010. (2) MINOR WORDING CHANGE IN 2011 TO OPTION 3 IN 2011. (3) A213 IS AMENDED TO INCLUDE THOSE RESPONDENTS WHO STATED THEY
r 2015 figures have been revised due to an error in data processing

AFCAS 2016 Section 19 - Your Accommodation

Source: Defence Statistics (Surveys)

Table B19.22 Please indicate whether each of the following is a reason why you do not own your own home. I don't want to own a home at this stage in my life/career.

Percentages

		Officers					Other Ranks					Total				
		2012	2013	2014	2015	2016	2012	2013	2014	2015	2016	2012	2013	2014	2015	2016
Tri-Service	Not ticked	82	83	84	86	85	78 **	83	81	82	82	79 **	83	82	82	82
	Ticked	18	17	16	14	15	22 **	17	19	18	18	21 **	17	18	18	18
	<i>Unweighted count</i>					685					4 090					4 775
Royal Navy	Not ticked	85	84	86	93 **	81	83	85	84	87	82	83	85	84	87 **	82
	Ticked	15	16	14	7 **	19	17	15	16	13	18	17	15	16	13 **	18
	<i>Unweighted count</i>					135					623					758
Royal Marines	Not ticked	75	89	80	83	77	76	78	78	80	78	76	78	78	80	78
	Ticked	25	11	20	17	23	24	22	22	20	22	24	22	22	20	22
	<i>Unweighted count</i>					52					1 185					1 237
Army	Not ticked	81	83	84	86	86	77 **	82	81	80	82	77 **	82	81	81	82
	Ticked	19	17	16	14	14	23 **	18	19	20	18	23 **	18	19	19	18
	<i>Unweighted count</i>					331					1 548					1 879
RAF	Not ticked	84	84	85	83	88	83	83	83	86	84	83	83	83	86	85
	Ticked	16	16	15	17	12	17	17	17	14	16	17	17	17	14	15
	<i>Unweighted count</i>					167					734					901

** denotes the estimate is significantly different to the 2016 estimate (99% confidence level).

(1) FORMAT CHANGED FROM "YES/NO" TO "NOT TICKED / TICKED" IN 2012. (2) FORMAT CHANGED FROM "5PT AGREE WITH N/A" TO "YES/NO" IN 2010. (3) NOT ASKED 2007-2008.

AFCAS 2016 Section 19 - Your Accommodation

Source: Defence Statistics (Surveys)

Table B19.23 Please indicate whether each of the following is a reason why you do not own your own home. Living in Service Accommodation is better suited to my/my family's needs at present than home ownership is.

Percentages

		Officers					Other Ranks					Total				
		2012	2013	2014	2015	2016	2012	2013	2014	2015	2016	2012	2013	2014	2015	2016
Tri-Service	Not ticked	72	72	73	69	69	87	86	85	85	85	86	85	84	83	83
	Ticked	28	28	27	31	31	13	14	15	15	15	14	15	16	17	17
	<i>Unweighted count</i>					685					4 090					4 775
Royal Navy	Not ticked	71	68	71	71	70	88	88	90	88	87	86	86	88	86	86
	Ticked	29	32	29	29	30	12	12	10	12	13	14	14	12	14	14
	<i>Unweighted count</i>					135					623					758
Royal Marines	Not ticked	74	85	82	74	73	89	89	89	88	88	88	89	89	87	87
	Ticked	26	15	18	26	27	11	11	11	12	12	12	11	11	13	13
	<i>Unweighted count</i>					52					1 185					1 237
Army	Not ticked	74	73	75	68	68	88	87	86	86	86	87	86	85	85	84
	Ticked	26	27	25	32	32	12	13	14	14	14	13	14	15	15	16
	<i>Unweighted count</i>					331					1 548					1 879
RAF	Not ticked	68	69	68	70	70	81	80	79	78	78	79	79	78	77	77
	Ticked	32	31	32	30	30	19	20	21	22	22	21	21	22	23	23
	<i>Unweighted count</i>					167					734					901

** denotes the estimate is significantly different to the 2016 estimate (99% confidence level).

(1) FORMAT CHANGED FROM "YES/NO" TO "NOT TICKED / TICKED" IN 2012. (2) FORMAT CHANGED FROM "5PT AGREE WITH N/A" TO "YES/NO" IN 2010. (3) NOT ASKED 2007-2008.

AFCAS 2016 Section 19 - Your Accommodation

Source: Defence Statistics (Surveys)

Table B19.24 Please indicate whether each of the following is a reason why you do not own your own home. I want to be able to move about/move my family with me when I am posted.

Percentages

		Officers					Other Ranks					Total				
		2012	2013	2014	2015	2016	2012	2013	2014	2015	2016	2012	2013	2014	2015	2016
Tri-Service	Not ticked	77	71	75	75	75	89	87	87	88	88	88	86	86	87	87
	Ticked	23	29	25	25	25	11	13	13	12	12	12	14	14	13	13
	<i>Unweighted count</i>	685					4 090					4 775				
Royal Navy	Not ticked	80	72	78	75	79	95	93	95	95	93	94	91	94	93	92
	Ticked	20	28	22	25	21	5	7	5	5	7	6	9	6	7	8
	<i>Unweighted count</i>	135					623					758				
Royal Marines	Not ticked	84	93	90	89	86	95	94	94	93	94	94	94	93	92	93
	Ticked	16	7	10	11	14	5	6	6	7	6	6	6	7	8	7
	<i>Unweighted count</i>	52					1 185					1 237				
Army	Not ticked	77	70	77	77	72	89	88	88	89	88	88	86	87	88	87
	Ticked	23	30	23	23	28	11	12	12	11	12	12	14	13	12	13
	<i>Unweighted count</i>	331					1 548					1 879				
RAF	Not ticked	74	69	67	69	76	82	80	78 **	80	83	81	79	77 **	78	82
	Ticked	26	31	33	31	24	18	20	22 **	20	17	19	21	23 **	22	18
	<i>Unweighted count</i>	167					734					901				

** denotes the estimate is significantly different to the 2016 estimate (99% confidence level).

(1) FORMAT CHANGED FROM "YES/NO" TO "NOT TICKED / TICKED" IN 2012. (2) FORMAT CHANGED FROM "5PT AGREE WITH N/A" TO "YES/NO" IN 2010. (3) NOT ASKED 2007-2008.

AFCAS 2016 Section 19 - Your Accommodation

Source: Defence Statistics (Surveys)

Table B19.25 Please indicate whether each of the following is a reason why you do not own your own home. I don't want to buy a home where I am currently located.

		Officers					Other Ranks					Total						
		2012	2013	2014	2015	2016	2012	2013	2014	2015	2016	2012	2013	2014	2015	2016		
Tri-Service	Not ticked	71	69	71	70	69	79 **	76	76	74	75	79 **	76	75	74	75		
	Ticked	29	31	29	30	31	21 **	24	24	26	25	21 **	24	25	26	25		
	<i>Unweighted count</i>						685						4 090					
Royal Navy	Not ticked	73	69	63	70	66	78	77	77	77	72	77	76	76	76	72		
	Ticked	27	31	37	30	34	22	23	23	23	28	23	24	24	24	28		
	<i>Unweighted count</i>						135						623					
Royal Marines	Not ticked	80	81	84	76	71	82	80	81	80	81	82	80	81	80	81		
	Ticked	20	19	16	24	29	18	20	19	20	19	18	20	19	20	19		
	<i>Unweighted count</i>						52						1 185					
Army	Not ticked	72	70	74	71	70	80	78	77	75	77	80	78	77	75	77		
	Ticked	28	30	26	29	30	20	22	23	25	23	20	22	23	25	23		
	<i>Unweighted count</i>						331						1 548					
RAF	Not ticked	69	66	64	67	68	77 **	68	68	67	67	76 **	68	68	67	67		
	Ticked	31	34	36	33	32	23 **	32	32	33	33	24 **	32	32	33	33		
	<i>Unweighted count</i>						167						734					

** denotes the estimate is significantly different to the 2016 estimate (99% confidence level).

(1) FORMAT CHANGED FROM "YES/NO" TO "NOT TICKED / TICKED" IN 2012. (2) FORMAT CHANGED FROM "5PT AGREE WITH N/A" TO "YES/NO" IN 2010. (3) NOT ASKED 2007-2008.

AFCAS 2016 Section 19 - Your Accommodation

Source: Defence Statistics (Surveys)

Table B19.26 Please indicate whether each of the following is a reason why you do not own your own home. I can't afford to buy a suitable home at the moment.

		Officers					Other Ranks					Total				
		2012	2013	2014	2015	2016	2012	2013	2014	2015	2016	2012	2013	2014	2015	2016
Tri-Service	Not ticked	41 **	43	43	45	50	35	32 **	34	35	37	35	33 **	34 **	36	38
	Ticked	59 **	57	57	55	50	65	68 **	66	65	63	65	67 **	66 **	64	62
	<i>Unweighted count</i>					685					4 090					4 775
Royal Navy	Not ticked	45	45	44	54	53	32	29	32	33	33	33	31	34	35	35
	Ticked	55	55	56	46	47	68	71	68	67	67	67	69	66	65	65
	<i>Unweighted count</i>					135					623					758
Royal Marines	Not ticked	47	39	44	43	50	28 **	35	31 **	32	35	29 **	35	32 **	32	36
	Ticked	53	61	56	57	50	72 **	65	69 **	68	65	71 **	65	68 **	68	64
	<i>Unweighted count</i>					52					1 185					1 237
Army	Not ticked	40	43	43	44	50	37	33 **	35	38	39	37	34 **	36	38	40
	Ticked	60	57	57	56	50	63	67 **	65	62	61	63	66 **	64	62	60
	<i>Unweighted count</i>					331					1 548					1 879
RAF	Not ticked	42	41	45	44	47	29	28	28	30	31	30	30	30	31	33
	Ticked	58	59	55	56	53	71	72	72	70	69	70	70	70	69	67
	<i>Unweighted count</i>					167					734					901

** denotes the estimate is significantly different to the 2016 estimate (99% confidence level).

(1) FORMAT CHANGED FROM "YES/NO" TO "NOT TICKED / TICKED" IN 2012. (2) FORMAT CHANGED FROM "5PT AGREE WITH N/A" TO "YES/NO" IN 2010. (3) NOT ASKED 2007-2008.

AFCAS 2016 Section 19 - Your Accommodation

Source: Defence Statistics (Surveys)

Table B19.27 Please indicate whether each of the following is a reason why you do not own your own home. I don't want to risk losing money.

		Officers					Other Ranks					Total						
		2012	2013	2014	2015	2016	2012	2013	2014	2015	2016	2012	2013	2014	2015	2016		
Tri-Service	Not ticked	91	89 **	93	94	93	91 **	91 **	92	93	94	91 **	91 **	92	93	94		
	Ticked	9	11 **	7	6	7	9 **	9 **	8	7	6	9 **	9 **	8	7	6		
	<i>Unweighted count</i>						685						4 090					
Royal Navy	Not ticked	93	88	91	95	94	92	93	92	94	94	92	93	92	94	94		
	Ticked	7	12	9	5	6	8	7	8	6	6	8	7	8	6	6		
	<i>Unweighted count</i>						135						623					
Royal Marines	Not ticked	95	92	95	94	94	93	92	92	93	94	93	92	93	93	94		
	Ticked	5	8	5	6	6	7	8	8	7	6	7	8	7	7	6		
	<i>Unweighted count</i>						52						1 185					
Army	Not ticked	91	88	94	95	93	90 **	91	92	94	93	90 **	91	92	94	93		
	Ticked	9	12	6	5	7	10 **	9	8	6	7	10 **	9	8	6	7		
	<i>Unweighted count</i>						331						1 548					
RAF	Not ticked	90	90	91	92	93	93	89 **	92	91 **	94	93	89 **	92	91 **	94		
	Ticked	10	10	9	8	7	7	11 **	8	9 **	6	7	11 **	8	9 **	6		
	<i>Unweighted count</i>						167						734					

** denotes the estimate is significantly different to the 2016 estimate (99% confidence level).

(1) FORMAT CHANGED FROM "YES/NO" TO "NOT TICKED / TICKED" IN 2012. (2) FORMAT CHANGED FROM "5PT AGREE WITH N/A" TO "YES/NO" IN 2010. (3) NOT ASKED 2007-2008.

AFCAS 2016 Section 19 - Your Accommodation

Source: Defence Statistics (Surveys)

Table B19.28 Please indicate whether each of the following is a reason why you do not own your own home. I wouldn't be able to live in the home.

		Officers					Other Ranks					Total						
		2012	2013	2014	2015	2016	2012	2013	2014	2015	2016	2012	2013	2014	2015	2016		
Tri-Service	Not ticked	70	70	67	65	68	85 **	80	79	77	78	84 **	79	78	76	77		
	Ticked	30	30	33	35	32	15 **	20	21	23	22	16 **	21	22	24	23		
	<i>Unweighted count</i>						685						4 090					
Royal Navy	Not ticked	78	78	67	74	71	86 **	82	78	78	78	86 **	81	77	78	77		
	Ticked	22	22	33	26	29	14 **	18	22	22	22	14 **	19	23	22	23		
	<i>Unweighted count</i>						135						623					
Royal Marines	Not ticked	80	78	77	81	77	85	84	84	82	82	85	83	84	82	82		
	Ticked	20	22	23	19	23	15	16	16	18	18	15	17	16	18	18		
	<i>Unweighted count</i>						52						1 185					
Army	Not ticked	68	67	71	62	67	84 **	80	79	77	78	83 **	79	79	76	77		
	Ticked	32	33	29	38	33	16 **	20	21	23	22	17 **	21	21	24	23		
	<i>Unweighted count</i>						331						1 548					
RAF	Not ticked	72	72	58	65	71	87 **	79	76	75	75	85 **	78	74	74	74		
	Ticked	28	28	42	35	29	13 **	21	24	25	25	15 **	22	26	26	26		
	<i>Unweighted count</i>						167						734					

** denotes the estimate is significantly different to the 2016 estimate (99% confidence level).

(1) FORMAT CHANGED FROM "YES/NO" TO "NOT TICKED / TICKED" IN 2012. (2) FORMAT CHANGED FROM "5PT AGREE WITH N/A" TO "YES/NO" IN 2010. (3) NOT ASKED 2007-2008.

AFCAS 2016 Section 19 - Your Accommodation

Source: Defence Statistics (Surveys)

Table B19.29 Please indicate whether each of the following is a reason why you do not own your own home. Other.

		Officers					Other Ranks					Total				
		2012	2013	2014	2015	2016	2012	2013	2014	2015	2016	2012	2013	2014	2015	2016
Tri-Service	Not ticked	93	92	89	91	89	94	94	93	95 **	92	94	94	93	94 **	92
	Ticked	7	8	11	9	11	6	6	7	5 **	8	6	6	7	6 **	8
	<i>Unweighted count</i>	685					4 090					4 775				
Royal Navy	Not ticked	89	91	91	85	85	92	93	92	92	92	92	93	92	91	91
	Ticked	11	9	9	15	15	8	7	8	8	8	8	7	8	9	9
	<i>Unweighted count</i>	135					623					758				
Royal Marines	Not ticked	89	83	92	97	92	96	94	95	95	95	96	94	95	95	95
	Ticked	11	17	8	3	8	4	6	5	5	5	4	6	5	5	5
	<i>Unweighted count</i>	52					1 185					1 237				
Army	Not ticked	92	93	88	92	90	94	94	93	95 **	92	94	94	93	95 **	92
	Ticked	8	7	12	8	10	6	6	7	5 **	8	6	6	7	5 **	8
	<i>Unweighted count</i>	331					1 548					1 879				
RAF	Not ticked	96 **	92	88	90	86	94	93	94	94	93	94	93	93	94	92
	Ticked	4 **	8	12	10	14	6	7	6	6	7	6	7	7	6	8
	<i>Unweighted count</i>	167					734					901				

** denotes the estimate is significantly different to the 2016 estimate (99% confidence level).

(1) FORMAT CHANGED FROM "YES/NO" TO "NOT TICKED / TICKED" IN 2012. (2) FORMAT CHANGED FROM "5PT AGREE WITH N/A" TO "YES/NO" IN 2010. (3) NOT ASKED 2007-2008.

AFCAS 2016 Section 19 - Your Accommodation

Source: Defence Statistics (Surveys)

Table B19.30 Please indicate whether each of the following was a reason why you bought your own home. To give stability for myself and my family.

		Officers					Other Ranks					Total					Percentages	
		2012	2013	2014	2015	2016	2012	2013	2014	2015	2016	2012	2013	2014	2015	2016		
Tri-Service	Not ticked	32	33	32	30	30	25	27	26	24	24	27	29 **	28 **	26	26		
	Ticked	68	67	68	70	70	75	73	74	76	76	73	71 **	72 **	74	74		
	<i>Unweighted count</i>						2 563						4 359					
Royal Navy	Not ticked	16	17	18	18	15	17	19 **	16	16	15	17	18 **	17	17	15		
	Ticked	84	83	82	82	85	83	81 **	84	84	85	83	82 **	83	83	85		
	<i>Unweighted count</i>						796						1 020					
Royal Marines	Not ticked	21	21	19	17	19	18	20	18	11 **	21	18	20	18	12 **	20		
	Ticked	79	79	81	83	81	82	80	82	89 **	79	82	80	82	88 **	80		
	<i>Unweighted count</i>						236						1 268					
Army	Not ticked	41	41	42	36	37	29	32	31	27	29	32	35	34	30	31		
	Ticked	59	59	58	64	63	71	68	69	73	71	68	65	66	70	69		
	<i>Unweighted count</i>						832						994					
RAF	Not ticked	32	36	31	31	31	27	26	27	28	23	29	29	28	29	26		
	Ticked	68	64	69	69	69	73	74	73	72	77	71	71	72	71	74		
	<i>Unweighted count</i>						699						1 077					

** denotes the estimate is significantly different to the 2016 estimate (99% confidence level).

(1) FORMAT CHANGED FROM "YES/NO" TO "NOT TICKED / TICKED" IN 2012. (2) IN 2007-2009, RESPONDENT ASKED TO TICK ONLY ONE OPTION FROM A224 TO A231 (EXCLUDING

AFCAS 2016 Section 19 - Your Accommodation

Source: Defence Statistics (Surveys)

Table B19.31 Please indicate whether each of the following was a reason why you bought your own home. The allowances for living in my own home.

		Officers					Other Ranks					Total					Percentages
		2012	2013	2014	2015	2016	2012	2013	2014	2015	2016	2012	2013	2014	2015	2016	
Tri-Service	Not ticked	99 **	99	99	98	98	95	95	94	94	94	96	96	95	95	95	
	Ticked	1 **	1	1	2	2	5	5	6	6	6	4	4	5	5	5	
	<i>Unweighted count</i>					2 563					4 359					6 922	
Royal Navy	Not ticked	98	99	98	98	98	94	94	92	92	93	95	96	94	94	94	
	Ticked	2	1	2	2	2	6	6	8	8	7	5	4	6	6	6	
	<i>Unweighted count</i>					796					1 020					1 816	
Royal Marines	Not ticked	97	97	97	98	97	89	93	90	94 **	90	91	94	91	95 **	91	
	Ticked	3	3	3	2	3	11	7	10	6 **	10	9	6	9	5 **	9	
	<i>Unweighted count</i>					236					1 268					1 504	
Army	Not ticked	100 **	98	99	99	97	95	96	95	94	94	97	97	96	95	95	
	Ticked	0 **	2	1	1	3	5	4	5	6	6	3	3	4	5	5	
	<i>Unweighted count</i>					832					994					1 826	
RAF	Not ticked	99	100	99	98	99	97	96	95	96	95	97	97	96	97	96	
	Ticked	1	0	1	2	1	3	4	5	4	5	3	3	4	3	4	
	<i>Unweighted count</i>					699					1 077					1 776	

** denotes the estimate is significantly different to the 2016 estimate (99% confidence level).

(1) NOT ASKED 2007-2009. (2) MINOR WORDING CHANGE IN 2011. (3) FORMAT CHANGED FROM "YES/NO" TO "NOT TICKED / TICKED" IN 2012.

AFCAS 2016 Section 19 - Your Accommodation

Source: Defence Statistics (Surveys)

Table B19.32 Please indicate whether each of the following was a reason why you bought your own home. To rent it out.

		Officers					Other Ranks					Total					Percentages	
		2012	2013	2014	2015	2016	2012	2013	2014	2015	2016	2012	2013	2014	2015	2016		
Tri-Service	Not ticked	80	79 **	78 **	80	82	88	85	86	87	88	85	83 **	83 **	85	86		
	Ticked	20	21 **	22 **	20	18	12	15	14	13	12	15	17 **	17 **	15	14		
	<i>Unweighted count</i>						2 563						4 359					
Royal Navy	Not ticked	94	95	93	92	94	96	96	96	95	96	95	96	95	94	96		
	Ticked	6	5	7	8	6	4	4	4	5	4	5	4	5	6	4		
	<i>Unweighted count</i>						796						1 020					
Royal Marines	Not ticked	87	87	85	86	86	94	93	93	95 **	92	93	92	91	94 **	91		
	Ticked	13	13	15	14	14	6	7	7	5 **	8	7	8	9	6 **	9		
	<i>Unweighted count</i>						236						1 268					
Army	Not ticked	69 **	67 **	66 **	72	75	82	76	79	82	81	78	73 **	75 **	79	79		
	Ticked	31 **	33 **	34 **	28	25	18	24	21	18	19	22	27 **	25 **	21	21		
	<i>Unweighted count</i>						832						994					
RAF	Not ticked	85	82	83	82	85	90	91	88	88	91	88	88	87	86	89		
	Ticked	15	18	17	18	15	10	9	12	12	9	12	12	13	14	11		
	<i>Unweighted count</i>						699						1 077					

** denotes the estimate is significantly different to the 2016 estimate (99% confidence level).

(1) FORMAT CHANGED FROM "YES/NO" TO "NOT TICKED / TICKED" IN 2012. (2) IN 2007-2009, RESPONDENT ASKED TO TICK ONLY ONE OPTION FROM A224 TO A231 (EXCLUDING

AFCAS 2016 Section 19 - Your Accommodation

Source: Defence Statistics (Surveys)

Table B19.33 Please indicate whether each of the following was a reason why you bought your own home. Poor standards of SLA or SFA.

		Officers					Other Ranks					Total						
		2012	2013	2014	2015	2016	2012	2013	2014	2015	2016	2012	2013	2014	2015	2016		
Tri-Service	Not ticked	78	79	78	82	80	82	83	83	84	83	81	82	82	83	82		
	Ticked	22	21	22	18	20	18	17	17	16	17	19	18	18	17	18		
	<i>Unweighted count</i>						2 563						4 359					
Royal Navy	Not ticked	86	88	86	89 **	84	89	86	86	88	88	88	87	86	88	86		
	Ticked	14	12	14	11 **	16	11	14	14	12	12	12	13	14	12	14		
	<i>Unweighted count</i>						796						1 020					
Royal Marines	Not ticked	83	81	87	86	82	88	86	86	91 **	88	87	85	86	90 **	87		
	Ticked	17	19	13	14	18	12	14	14	9 **	12	13	15	14	10 **	13		
	<i>Unweighted count</i>						236						1 268					
Army	Not ticked	78	80	80	82	82	85	89	87	87	87	83	86	85	86	86		
	Ticked	22	20	20	18	18	15	11	13	13	13	17	14	15	14	14		
	<i>Unweighted count</i>						832						994					
RAF	Not ticked	73	72	70	77	75	70	71	72	74	71	71	72	71	75	72		
	Ticked	27	28	30	23	25	30	29	28	26	29	29	28	29	25	28		
	<i>Unweighted count</i>						699						1 077					

** denotes the estimate is significantly different to the 2016 estimate (99% confidence level).

(1) FORMAT CHANGED FROM "YES/NO" TO "NOT TICKED / TICKED" IN 2012. (2) IN 2007-2009, RESPONDENT ASKED TO TICK ONLY ONE OPTION FROM A224 TO A231 (EXCLUDING

AFCAS 2016 Section 19 - Your Accommodation

Source: Defence Statistics (Surveys)

Table B19.34 Please indicate whether each of the following was a reason why you bought your own home. Poor location of SLA or SFA.

		Officers					Other Ranks					Total					Percentages	
		2012	2013	2014	2015	2016	2012	2013	2014	2015	2016	2012	2013	2014	2015	2016		
Tri-Service	Not ticked	91	90	91	91	91	92	93	93	92	93	92	92	92	92	92		
	Ticked	9	10	9	9	9	8	7	7	8	7	8	8	8	8	8		
	<i>Unweighted count</i>						2 563						4 359					
Royal Navy	Not ticked	94	94	93	94	93	95	94	93	94	95	94	94	93	94	94		
	Ticked	6	6	7	6	7	5	6	7	6	5	6	6	7	6	6		
	<i>Unweighted count</i>						796						1 020					
Royal Marines	Not ticked	94	90	95	93	92	95	94	94	96	95	95	94	94	96	94		
	Ticked	6	10	5	7	8	5	6	6	4	5	5	6	6	4	6		
	<i>Unweighted count</i>						236						1 268					
Army	Not ticked	89	90	91	90	90	93	95	94	93	94	92	93	93	92	93		
	Ticked	11	10	9	10	10	7	5	6	7	6	8	7	7	8	7		
	<i>Unweighted count</i>						832						994					
RAF	Not ticked	90	88	88	91	91	89	89	90	90	90	90	89	89	90	90		
	Ticked	10	12	12	9	9	11	11	10	10	10	10	11	11	10	10		
	<i>Unweighted count</i>						699						1 077					

** denotes the estimate is significantly different to the 2016 estimate (99% confidence level).

(1) FORMAT CHANGED FROM "YES/NO" TO "NOT TICKED / TICKED" IN 2012. (2) IN 2007-2009, RESPONDENT ASKED TO TICK ONLY ONE OPTION FROM A224 TO A231 (EXCLUDING

AFCAS 2016 Section 19 - Your Accommodation

Source: Defence Statistics (Surveys)

Table B19.35 Please indicate whether each of the following was a reason why you bought your own home. The cost of SLA or SFA.

		Officers					Other Ranks					Total						
		2012	2013	2014	2015	2016	2012	2013	2014	2015	2016	2012	2013	2014	2015	2016		
Tri-Service	Not ticked	96	95	96	95	96	98 **	98	98	98	97	98 **	97	97	97	97		
	Ticked	4	5	4	5	4	2 **	2	2	2	3	2 **	3	3	3	3		
	<i>Unweighted count</i>						2 563						4 359					
Royal Navy	Not ticked	97	97	96	98 **	96	99	98	98	98	99	98	98	97	98	98		
	Ticked	3	3	4	2 **	4	1	2	2	2	1	2	2	3	2	2		
	<i>Unweighted count</i>						796						1 020					
Royal Marines	Not ticked	98	98	97	96	97	99	99	98	99	98	99	99	98	98	98		
	Ticked	2	2	3	4	3	1	1	2	1	2	1	1	2	2	2		
	<i>Unweighted count</i>						236						1 268					
Army	Not ticked	96	95	96	95	95	99	97	98	98	97	98	97	97	97	97		
	Ticked	4	5	4	5	5	1	3	2	2	3	2	3	3	3	3		
	<i>Unweighted count</i>						832						994					
RAF	Not ticked	94	94	95	94	96	98 **	97	97	97	96	97	96	96	96	96		
	Ticked	6	6	5	6	4	2 **	3	3	3	4	3	4	4	4	4		
	<i>Unweighted count</i>						699						1 077					

** denotes the estimate is significantly different to the 2016 estimate (99% confidence level).

(1) FORMAT CHANGED FROM "YES/NO" TO "NOT TICKED / TICKED" IN 2012. (2) IN 2007-2009, RESPONDENT ASKED TO TICK ONLY ONE OPTION FROM A224 TO A231 (EXCLUDING

AFCAS 2016 Section 19 - Your Accommodation

Source: Defence Statistics (Surveys)

Table B19.36 Please indicate whether each of the following was a reason why you bought your own home. I wanted to live with my partner.

		Officers					Other Ranks					Total					Percentages	
		2012	2013	2014	2015	2016	2012	2013	2014	2015	2016	2012	2013	2014	2015	2016		
Tri-Service	Not ticked	82	82 **	81	81	79	73	74 **	73 **	73 **	70	75 **	76 **	76 **	76 **	73		
	Ticked	18	18 **	19	19	21	27	26 **	27 **	27 **	30	25 **	24 **	24 **	24 **	27		
	<i>Unweighted count</i>						2 563						4 359					
Royal Navy	Not ticked	75	77	74	75	71	64	68	66	63	65	68	71	68	67	67		
	Ticked	25	23	26	25	29	36	32	34	37	35	32	29	32	33	33		
	<i>Unweighted count</i>						796						1 020					
Royal Marines	Not ticked	77	80	75	78	73	66	67	67	78 **	64	68	69 **	68	78 **	65		
	Ticked	23	20	25	22	27	34	33	33	22 **	36	32	31 **	32	22 **	35		
	<i>Unweighted count</i>						236						1 268					
Army	Not ticked	89	87	87	83	85	78	78	80	79	76	81	80	82	80	78		
	Ticked	11	13	13	17	15	22	22	20	21	24	19	20	18	20	22		
	<i>Unweighted count</i>						832						994					
RAF	Not ticked	77	80	79	82	78	72 **	73 **	70	70	66	74 **	75 **	73	74	70		
	Ticked	23	20	21	18	22	28 **	27 **	30	30	34	26 **	25 **	27	26	30		
	<i>Unweighted count</i>						699						1 077					

** denotes the estimate is significantly different to the 2016 estimate (99% confidence level).

(1) FORMAT CHANGED FROM "YES/NO" TO "NOT TICKED / TICKED" IN 2012. (2) IN 2007-2009, RESPONDENT ASKED TO TICK ONLY ONE OPTION FROM A224 TO A231 (EXCLUDING

AFCAS 2016 Section 19 - Your Accommodation

Source: Defence Statistics (Surveys)

Table B19.37 Please indicate whether each of the following was a reason why you bought your own home. Other

		Officers					Other Ranks					Total					
		2012	2013	2014	2015	2016	2012	2013	2014	2015	2016	2012	2013	2014	2015	2016	
Tri-Service	Not ticked	84	83	84	86 **	83	88	88	87	88	88	87	86	86	88	86	
	Ticked	16	17	16	14 **	17	12	12	13	12	12	13	14	14	12	14	
	<i>Unweighted count</i>						2 563						4 359				
Royal Navy	Not ticked	90 **	87	87	88 **	84	91	90	91	92	89	91 **	89	89	91 **	87	
	Ticked	10 **	13	13	12 **	16	9	10	9	8	11	9 **	11	11	9 **	13	
	<i>Unweighted count</i>						796						1 020				
Royal Marines	Not ticked	93	88	91	93	92	93	94	93	96 **	92	93	93	93	95 **	92	
	Ticked	7	12	9	7	8	7	6	7	4 **	8	7	7	7	5 **	8	
	<i>Unweighted count</i>						236						1 268				
Army	Not ticked	83	83	83	85	82	88	86	86	86	86	86	85	85	86	85	
	Ticked	17	17	17	15	18	12	14	14	14	14	14	15	15	14	15	
	<i>Unweighted count</i>						832						994				
RAF	Not ticked	81	82	82	85	82	86	87	85	88	89	85	85	84	87	87	
	Ticked	19	18	18	15	18	14	13	15	12	11	15	15	16	13	13	
	<i>Unweighted count</i>						699						1 077				

** denotes the estimate is significantly different to the 2016 estimate (99% confidence level).

(1) FORMAT CHANGED FROM "YES/NO" TO "NOT TICKED / TICKED" IN 2012. (2) IN 2007-2009, RESPONDENT ASKED TO TICK ONLY ONE OPTION FROM A224 TO A231 (EXCLUDING

AFCAS 2016 Section 19 - Your Accommodation

Source: Defence Statistics (Surveys)

Table B19.38 If you currently own a home, how satisfied are you with the following? The opportunity to live in my own home.

		Officers					Other Ranks					Total						
		2012	2013	2014	2015	2016	2012	2013	2014	2015	2016	2012	2013	2014	2015	2016		
Tri-Service	Satisfied	39 **	37 **	38 **	40 **	44	48	45	41 **	46	48	46	42 **	40 **	44	47		
	Neutral	26 **	27 **	25	24	22	22	24 **	22	22	20	23 **	25 **	23	22	21		
	Dissatisfied	35	36	37	36	34	29	31	37 **	32	32	31	33	37 **	33	33		
	<i>Unweighted count</i>						2 349						4 114					
Royal Navy	Satisfied	46	43 **	43 **	46	49	52	50 **	48 **	51	56	50	48 **	46 **	50	54		
	Neutral	23	23	20	21	19	20	20	18	18	18	21	21	19	19	18		
	Dissatisfied	31	34	37	33	31	28	30	34 **	31	27	29	32	35 **	31	28		
	<i>Unweighted count</i>						754						990					
Royal Marines	Satisfied	39	36	39	42	42	42	44	42	43	44	41	43	42	43	44		
	Neutral	23	28	23	21	20	24	23	21	22	22	24	24	21	22	21		
	Dissatisfied	38	36	38	38	38	34	33	37	34	34	35	33	37	35	35		
	<i>Unweighted count</i>						222						1 226					
Army	Satisfied	33	32	31 **	34	38	42	36	32	39	38	39	34	32 **	38	38		
	Neutral	29	29	31	26	24	25	30	27	26	23	26	30 **	28	26	24		
	Dissatisfied	38	39	38	40	37	33	35	41	35	38	34	36	40	36	38		
	<i>Unweighted count</i>						735						887					
RAF	Satisfied	42	41 **	42	42	47	56	55	48 **	53	58	52	50	46 **	50 **	55		
	Neutral	23	28 **	22	24	21	20 **	18	17	18	15	21 **	21 **	19	20	17		
	Dissatisfied	35	32	36	34	32	24	27	34 **	29	27	27	28	35 **	30	28		
	<i>Unweighted count</i>						638						1 011					

** denotes the estimate is significantly different to the 2016 estimate (99% confidence level).

(1) NOT ASKED IN 2007-2009. (2) MINOR WORDING CHANGE IN 2011.

AFCAS 2016 Section 19 - Your Accommodation

Source: Defence Statistics (Surveys)

Table B19.39 If you currently own a home, how satisfied are you with the following? The allowances for living in my own home.

		Officers					Other Ranks					Total						
		2012	2013	2014	2015	2016	2012	2013	2014	2015	2016	2012	2013	2014	2015	2016		
Tri-Service	Satisfied	13 **	15 **	14 **	20	21	26 **	25 **	25 **	31	32	22 **	22 **	22 **	28	29		
	Neutral	38	39	38	37	37	30	35 **	32	31	31	32	36 **	34	33	33		
	Dissatisfied	49 **	46	47 **	43	42	44 **	40	43 **	38	37	45 **	42 **	44 **	39	38		
	<i>Unweighted count</i>						1 956						3 613					
Royal Navy	Satisfied	18 **	17 **	15 **	22	23	27	23 **	24 **	26	31	24 **	21 **	21 **	25	29		
	Neutral	42	41	41	38	37	30	34	35	34	30	34	36	37 **	35	32		
	Dissatisfied	40	42	44	40	40	44	43	42	40	39	42	43	42	40	39		
	<i>Unweighted count</i>						615						835					
Royal Marines	Satisfied	18	13	17	22	21	22 **	26 **	27 **	29	32	21 **	24 **	25 **	28	30		
	Neutral	24 **	36	32	28	36	27	28	28	28	28	26	30	28	28	29		
	Dissatisfied	57 **	50	51	50	43	51 **	46 **	46 **	43	41	52 **	47 **	47 **	44	41		
	<i>Unweighted count</i>						193						1 125					
Army	Satisfied	9 **	15	13 **	18	19	30	27	24 **	35	34	24 **	24 **	21 **	30	30		
	Neutral	35	35	38	37	36	31	37	33	29	30	32	36	35	31	31		
	Dissatisfied	55 **	50	49	45	45	39	36	42	36	36	44	40	44	38	39		
	<i>Unweighted count</i>						614						791					
RAF	Satisfied	14 **	14 **	14 **	19	20	21 **	24 **	26	29	31	19 **	21 **	22 **	26	27		
	Neutral	38	44	38	38	41	30	33	30	34	34	32	37	32	35	36		
	Dissatisfied	48 **	43	48 **	43	39	49 **	43 **	44 **	37	36	49 **	43 **	45 **	39	37		
	<i>Unweighted count</i>						534						862					

** denotes the estimate is significantly different to the 2016 estimate (99% confidence level).

(1) NOT ASKED IN 2007-2009. (2) MINOR WORDING CHANGE IN 2011.

AFCAS 2016 Section 19 - Your Accommodation

Source: Defence Statistics (Surveys)

Table B19.40 Which of the following statements apply to you? In the last year, I have used Forces Help to Buy (FHTB) for my home purchase.

		Officers					Other Ranks					Total				
		2012	2013	2014	2015	2016	2012	2013	2014	2015	2016	2012	2013	2014	2015	2016
Tri-Service	Not ticked	96	95	95
	Ticked	4	5	5
	<i>Unweighted count</i>					3 166					8 163					11 329
Royal Navy	Not ticked	96	95	95
	Ticked	4	5	5
	<i>Unweighted count</i>					902					1 617					2 519
Royal Marines	Not ticked	91	93	93
	Ticked	9	7	7
	<i>Unweighted count</i>					271					2 302					2 573
Army	Not ticked	96	95	95
	Ticked	4	5	5
	<i>Unweighted count</i>					1 143					2 482					3 625
RAF	Not ticked	96	95	95
	Ticked	4	5	5
	<i>Unweighted count</i>					850					1 762					2 612

** denotes the estimate is significantly different to the 2016 estimate (99% confidence level).

(1) NEW QUESTION IN 2016 (2) IN PREVIOUS YEARS, QUESTION COVERED BY THE GENERIC A235

AFCAS 2016 Section 19 - Your Accommodation

Source: Defence Statistics (Surveys)

Table B19.41 Which of the following statements apply to you? In the last year, I have used Forces Help to Buy (FHTB) to extend my home.

		Officers					Other Ranks					Total				
		2012	2013	2014	2015	2016	2012	2013	2014	2015	2016	2012	2013	2014	2015	2016
Tri-Service	Not ticked	100	100	100
	Ticked	0	0	0
	<i>Unweighted count</i>					3 166					8 163					11 329
Royal Navy	Not ticked	100	100	100
	Ticked	0	0
	<i>Unweighted count</i>					902					1 617					2 519
Royal Marines	Not ticked	100	99	99
	Ticked	1	1
	<i>Unweighted count</i>					271					2 302					2 573
Army	Not ticked	100	100	100
	Ticked	0	0	0
	<i>Unweighted count</i>					1 143					2 482					3 625
RAF	Not ticked	100	100	100
	Ticked	0	0	0
	<i>Unweighted count</i>					850					1 762					2 612

** denotes the estimate is significantly different to the 2016 estimate (99% confidence level).

(1) NEW QUESTION IN 2016 (2) IN PREVIOUS YEARS, QUESTION COVERED BY THE GENERIC A235

AFCAS 2016 Section 19 - Your Accommodation

Source: Defence Statistics (Surveys)

Table B19.42 Which of the following statements apply to you? I am considering using Forces Help to Buy (FHTB) for a future home purchase.

		Officers					Other Ranks					Total				
		2012	2013	2014	2015	2016	2012	2013	2014	2015	2016	2012	2013	2014	2015	2016
Tri-Service	Not ticked	87	77	79
	Ticked	13	23	21
	<i>Unweighted count</i>					3 166					8 163					11 329
Royal Navy	Not ticked	91	81	83
	Ticked	9	19	17
	<i>Unweighted count</i>					902					1 617					2 519
Royal Marines	Not ticked	92	79	81
	Ticked	8	21	19
	<i>Unweighted count</i>					271					2 302					2 573
Army	Not ticked	84	76	77
	Ticked	16	24	23
	<i>Unweighted count</i>					1 143					2 482					3 625
RAF	Not ticked	89	80	82
	Ticked	11	20	18
	<i>Unweighted count</i>					850					1 762					2 612

** denotes the estimate is significantly different to the 2016 estimate (99% confidence level).

(1) NEW QUESTION IN 2016 (2) IN PREVIOUS YEARS, QUESTION COVERED BY THE GENERIC A235

AFCAS 2016 Section 19 - Your Accommodation

Source: Defence Statistics (Surveys)

Table B19.43 Which of the following statements apply to you? In the last year, I purchased my own home without the use of LSAP, FHTB or the Government Affordable Housing Schemes.

		Officers					Other Ranks					Total				
		2012	2013	2014	2015	2016	2012	2013	2014	2015	2016	2012	2013	2014	2015	2016
Tri-Service	Not ticked	88	93	92
	Ticked	12	7	8
	<i>Unweighted count</i>					3 166					8 163					11 329
Royal Navy	Not ticked	74	85	82
	Ticked	26	15	18
	<i>Unweighted count</i>					902					1 617					2 519
Royal Marines	Not ticked	83	87	87
	Ticked	17	13	13
	<i>Unweighted count</i>					271					2 302					2 573
Army	Not ticked	91	94	94
	Ticked	9	6	6
	<i>Unweighted count</i>					1 143					2 482					3 625
RAF	Not ticked	91	94	94
	Ticked	9	6	6
	<i>Unweighted count</i>					850					1 762					2 612

** denotes the estimate is significantly different to the 2016 estimate (99% confidence level).

(1) NEW QUESTION IN 2016 (2) IN PREVIOUS YEARS, QUESTION COVERED BY THE GENERIC A235

AFCAS 2016 Section 19 - Your Accommodation

Source: Defence Statistics (Surveys)

Table B19.44 Which of the following statements apply to you? In the last year, I used a Government Affordable Housing Scheme (e.g. Help to Buy: Equity Loan / Mortgage Guarantee / New Buy / Shared Ownership Schemes).

Percentages

		Officers					Other Ranks					Total				
		2012	2013	2014	2015	2016	2012	2013	2014	2015	2016	2012	2013	2014	2015	2016
Tri-Service	Not ticked	99	98	98
	Ticked	1	2	2
	<i>Unweighted count</i>					3 166					8 163					11 329
Royal Navy	Not ticked	99	98	98
	Ticked	1	2	2
	<i>Unweighted count</i>					902					1 617					2 519
Royal Marines	Not ticked	100	98	99
	Ticked	0	2	1
	<i>Unweighted count</i>					271					2 302					2 573
Army	Not ticked	98	98	98
	Ticked	2	2	2
	<i>Unweighted count</i>					1 143					2 482					3 625
RAF	Not ticked	99	99	99
	Ticked	1	1	1
	<i>Unweighted count</i>					850					1 762					2 612

** denotes the estimate is significantly different to the 2016 estimate (99% confidence level).

(1) NEW QUESTION IN 2016 (2) IN PREVIOUS YEARS, QUESTION COVERED BY THE GENERIC A235

AFCAS 2016 Section 19 - Your Accommodation

Source: Defence Statistics (Surveys)

Table B19.45 Which of the following statements apply to you? None of the above. (i.e. not purchasing a home independently or using LSAP, FHTB or Government Affordable Housing Schemes.)

		Officers					Other Ranks					Total				
		2012	2013	2014	2015	2016	2012	2013	2014	2015	2016	2012	2013	2014	2015	2016
Tri-Service	Not ticked	30	35	34
	Ticked	70	65	66
	<i>Unweighted count</i>					3 166					8 163					11 329
Royal Navy	Not ticked	39	40	40
	Ticked	61	60	60
	<i>Unweighted count</i>					902					1 617					2 519
Royal Marines	Not ticked	34	41	40
	Ticked	66	59	60
	<i>Unweighted count</i>					271					2 302					2 573
Army	Not ticked	30	35	34
	Ticked	70	65	66
	<i>Unweighted count</i>					1 143					2 482					3 625
RAF	Not ticked	24	32	30
	Ticked	76	68	70
	<i>Unweighted count</i>					850					1 762					2 612

** denotes the estimate is significantly different to the 2016 estimate (99% confidence level).

(1) NEW QUESTION IN 2016 (2) IN PREVIOUS YEARS, QUESTION COVERED BY THE GENERIC A235

AFCAS 2016 Section 20 - Catering, Retail and Leisure

Source: Defence Statistics (Surveys)

Table B20.1 Thinking specifically about food and drink supplied on your unit, when considering where to eat which of these factors are important to you? Price.

		Officers					Other Ranks					Total					Percentages				
		2012	2013	2014	2015	2016	2012	2013	2014	2015	2016	2012	2013	2014	2015	2016	2012	2013	2014	2015	2016
Tri-Service	Not ticked	47 **	50	35	38	37 **	40	37 **	40
	Ticked	53 **	50	65	62	63 **	60	63 **	60
	<i>Unweighted count</i>					3 240					8 487					11 727					
Royal Navy	Not ticked	51	50	48	45	49	46	49	46
	Ticked	49	50	52	55	51	54	51	54
	<i>Unweighted count</i>					921					1 624					2 545					
Royal Marines	Not ticked	46	47	33 **	37	34 **	38	34 **	38
	Ticked	54	53	67 **	63	66 **	62	66 **	62
	<i>Unweighted count</i>					290					2 495					2 785					
Army	Not ticked	50	52	33	36	36	39	36	39
	Ticked	50	48	67	64	64	61	64	61
	<i>Unweighted count</i>					1 160					2 585					3 745					
RAF	Not ticked	40 **	49	31 **	35	33 **	38	33 **	38
	Ticked	60 **	51	69 **	65	67 **	62	67 **	62
	<i>Unweighted count</i>					869					1 783					2 652					

** denotes the estimate is significantly different to the 2016 estimate (99% confidence level).

new question in 2015

AFCAS 2016 Section 20 - Catering, Retail and Leisure

Source: Defence Statistics (Surveys)

**Table B20.2 Thinking specifically about food and drink supplied on your unit, when considering where to eat which of these factors are important to you?
Value for money.**

		Officers					Other Ranks					Total				
		2012	2013	2014	2015	2016	2012	2013	2014	2015	2016	2012	2013	2014	2015	2016
Tri-Service	Not ticked	27	24	29	29	29	28
	Ticked	73	76	71	71	71	72
	<i>Unweighted count</i>					3 240					8 487					11 727
Royal Navy	Not ticked	30	28	38 **	32	36 **	31
	Ticked	70	72	62 **	68	64 **	69
	<i>Unweighted count</i>					921					1 624					2 545
Royal Marines	Not ticked	25	19	26 **	30	26 **	29
	Ticked	75	81	74 **	70	74 **	71
	<i>Unweighted count</i>					290					2 495					2 785
Army	Not ticked	25	24	28	30	27	29
	Ticked	75	76	72	70	73	71
	<i>Unweighted count</i>					1 160					2 585					3 745
RAF	Not ticked	27	24	27 **	22	27 **	22
	Ticked	73	76	73 **	78	73 **	78
	<i>Unweighted count</i>					869					1 783					2 652

** denotes the estimate is significantly different to the 2016 estimate (99% confidence level).

new question in 2015

AFCAS 2016 Section 20 - Catering, Retail and Leisure

Source: Defence Statistics (Surveys)

Table B20.3 Thinking specifically about food and drink supplied on your unit, when considering where to eat which of these factors are important to you? Choice.

		Officers					Other Ranks					Total				
		2012	2013	2014	2015	2016	2012	2013	2014	2015	2016	2012	2013	2014	2015	2016
Tri-Service	Not ticked	37	38	31 **	35	32 **	36
	Ticked	63	62	69 **	65	68 **	64
	<i>Unweighted count</i>					3 240					8 487					11 727
Royal Navy	Not ticked	40	38	38	37	38	37
	Ticked	60	62	62	63	62	63
	<i>Unweighted count</i>					921					1 624					2 545
Royal Marines	Not ticked	41	46	35 **	38	36 **	39
	Ticked	59	54	65 **	62	64 **	61
	<i>Unweighted count</i>					290					2 495					2 785
Army	Not ticked	41	41	33	36	34	37
	Ticked	59	59	67	64	66	63
	<i>Unweighted count</i>					1 160					2 585					3 745
RAF	Not ticked	27 **	33	23 **	29	24 **	30
	Ticked	73 **	67	77 **	71	76 **	70
	<i>Unweighted count</i>					869					1 783					2 652

** denotes the estimate is significantly different to the 2016 estimate (99% confidence level).

new question in 2015

AFCAS 2016 Section 20 - Catering, Retail and Leisure

Source: Defence Statistics (Surveys)

Table B20.4 Thinking specifically about food and drink supplied on your unit, when considering where to eat which of these factors are important to you? Quality.

		Officers					Other Ranks					Total				
		2012	2013	2014	2015	2016	2012	2013	2014	2015	2016	2012	2013	2014	2015	2016
Tri-Service	Not ticked	19 **	12	20 **	17	20 **	16
	Ticked	81 **	88	80 **	83	80 **	84
	<i>Unweighted count</i>					3 240					8 487					11 727
Royal Navy	Not ticked	15	13	19 **	15	18 **	14
	Ticked	85	87	81 **	85	82 **	86
	<i>Unweighted count</i>					921					1 624					2 545
Royal Marines	Not ticked	13	15	16	16	15	16
	Ticked	87	85	84	84	85	84
	<i>Unweighted count</i>					290					2 495					2 785
Army	Not ticked	13	13	18	20	17	19
	Ticked	87	87	82	80	83	81
	<i>Unweighted count</i>					1 160					2 585					3 745
RAF	Not ticked	35 **	8	30 **	13	31 **	12
	Ticked	65 **	92	70 **	87	69 **	88
	<i>Unweighted count</i>					869					1 783					2 652

** denotes the estimate is significantly different to the 2016 estimate (99% confidence level).

new question in 2015

AFCAS 2016 Section 20 - Catering, Retail and Leisure

Source: Defence Statistics (Surveys)

Table B20.5 Thinking specifically about food and drink supplied on your unit, when considering where to eat which of these factors are important to you?
Quantity.

		Officers					Other Ranks					Total				
		2012	2013	2014	2015	2016	2012	2013	2014	2015	2016	2012	2013	2014	2015	2016
Tri-Service	Not ticked	77	74	60	59	63	62
	Ticked	23	26	40	41	37	38
	<i>Unweighted count</i>					3 240					8 487					11 727
Royal Navy	Not ticked	73 **	79	64	62	66	66
	Ticked	27 **	21	36	38	34	34
	<i>Unweighted count</i>					921					1 624					2 545
Royal Marines	Not ticked	65	62	47	48	49	50
	Ticked	35	38	53	52	51	50
	<i>Unweighted count</i>					290					2 495					2 785
Army	Not ticked	74	72	56	58	58	60
	Ticked	26	28	44	42	42	40
	<i>Unweighted count</i>					1 160					2 585					3 745
RAF	Not ticked	85 **	76	74 **	62	77 **	65
	Ticked	15 **	24	26 **	38	23 **	35
	<i>Unweighted count</i>					869					1 783					2 652

** denotes the estimate is significantly different to the 2016 estimate (99% confidence level).

new question in 2015

AFCAS 2016 Section 20 - Catering, Retail and Leisure

Source: Defence Statistics (Surveys)

**Table B20.6 Thinking specifically about food and drink supplied on your unit, when considering where to eat which of these factors are important to you?
Well-known brand.**

		Officers					Other Ranks					Total				
		2012	2013	2014	2015	2016	2012	2013	2014	2015	2016	2012	2013	2014	2015	2016
Tri-Service	Not ticked	96 **	97	92 **	94	93 **	95
	Ticked	4 **	3	8 **	6	7 **	5
	<i>Unweighted count</i>					3 240					8 487					11 727
Royal Navy	Not ticked	98	98	93 **	95	94 **	96
	Ticked	2	2	7 **	5	6 **	4
	<i>Unweighted count</i>					921					1 624					2 545
Royal Marines	Not ticked	98	97	94	94	94	94
	Ticked	2	3	6	6	6	6
	<i>Unweighted count</i>					290					2 495					2 785
Army	Not ticked	96	97	92 **	94	92 **	95
	Ticked	4	3	8 **	6	8 **	5
	<i>Unweighted count</i>					1 160					2 585					3 745
RAF	Not ticked	93 **	96	92 **	95	92 **	95
	Ticked	7 **	4	8 **	5	8 **	5
	<i>Unweighted count</i>					869					1 783					2 652

** denotes the estimate is significantly different to the 2016 estimate (99% confidence level).

new question in 2015

AFCAS 2016 Section 20 - Catering, Retail and Leisure

Source: Defence Statistics (Surveys)

Table B20.7 Thinking specifically about food and drink supplied on your unit, when considering where to eat which of these factors are important to you? Where it is sourced from (e.g. Fairtrade, locally produced).

		Officers					Other Ranks					Total				
		2012	2013	2014	2015	2016	2012	2013	2014	2015	2016	2012	2013	2014	2015	2016
Tri-Service	Not ticked	87	85	89	88	89	87
	Ticked	13	15	11	12	11	13
	<i>Unweighted count</i>					3 240					8 487					11 727
Royal Navy	Not ticked	87	84	86	88	87	87
	Ticked	13	16	14	12	13	13
	<i>Unweighted count</i>					921					1 624					2 545
Royal Marines	Not ticked	89	84	86	88	86	87
	Ticked	11	16	14	12	14	13
	<i>Unweighted count</i>					290					2 495					2 785
Army	Not ticked	86	85	89	87	89	87
	Ticked	14	15	11	13	11	13
	<i>Unweighted count</i>					1 160					2 585					3 745
RAF	Not ticked	89	87	91 **	87	90 **	87
	Ticked	11	13	9 **	13	10 **	13
	<i>Unweighted count</i>					869					1 783					2 652

** denotes the estimate is significantly different to the 2016 estimate (99% confidence level).

(1) new question in 2015 (2) minor wording change in 2016

AFCAS 2016 Section 20 - Catering, Retail and Leisure

Source: Defence Statistics (Surveys)

**Table B20.8 Thinking specifically about food and drink supplied on your unit, when considering where to eat which of these factors are important to you?
Other.**

		Officers					Other Ranks					Total				
		2012	2013	2014	2015	2016	2012	2013	2014	2015	2016	2012	2013	2014	2015	2016
Tri-Service	Not ticked	94 **	92	96	95	95	95
	Ticked	6 **	8	4	5	5	5
	<i>Unweighted count</i>					3 240					8 487					11 727
Royal Navy	Not ticked	91	90	95	95	94	94
	Ticked	9	10	5	5	6	6
	<i>Unweighted count</i>					921					1 624					2 545
Royal Marines	Not ticked	96	95	97	96	97	96
	Ticked	4	5	3	4	3	4
	<i>Unweighted count</i>					290					2 495					2 785
Army	Not ticked	96 **	93	96	95	96	95
	Ticked	4 **	7	4	5	4	5
	<i>Unweighted count</i>					1 160					2 585					3 745
RAF	Not ticked	94	93	94	95	94	95
	Ticked	6	7	6	5	6	5
	<i>Unweighted count</i>					869					1 783					2 652

** denotes the estimate is significantly different to the 2016 estimate (99% confidence level).

new question in 2015

AFCAS 2016 Section 20 - Catering, Retail and Leisure

Source: Defence Statistics (Surveys)

Table B20.9 How often do you use Service-provided catering facilities...? For eating at breakfast.

		Officers					Other Ranks					Total					Percentages				
		2012	2013	2014	2015	2016	2012	2013	2014	2015	2016	2012	2013	2014	2015	2016	2012	2013	2014	2015	2016
Tri-Service	Always	6	5	6	7	6	6	6	6
	Often	6	6	8	8	7	8	7	8
	Sometimes	12	10	12	13	12	13	12	13
	Rarely	35	37	27	26	28	28	28	28
	Never	41	42	48	45	46	45	46	45
	<i>Unweighted count</i>					2 936					7 874					10 810					
Royal Navy	Always	10 **	6	12	10	11	9	11	9
	Often	6	7	12 **	9	11	8	11	8
	Sometimes	14	10	12	12	13	11	13	11
	Rarely	33	36	22 **	27	25 **	29	25 **	29
	Never	37	41	41	42	40	42	40	42
	<i>Unweighted count</i>					840					1 505					2 345					
Royal Marines	Always	8	7	5	5	5	5	5	5
	Often	14	12	5	6	6	7	6	7
	Sometimes	17	15	12	12	12	12	12	12
	Rarely	30	36	24	23	25	24	25	24
	Never	31	29	53	55	51	52	51	52
	<i>Unweighted count</i>					270					2 344					2 614					
Army	Always	6	6	5	7	5	7	5	7
	Often	6	8	8	10	8	9	8	9
	Sometimes	12	11	14	16	14	16	14	16
	Rarely	35	37	30	27	30	29	30	29
	Never	41	38	43	39	43	39	43	39
	<i>Unweighted count</i>					1 042					2 359					3 401					
RAF	Always	2	3	3	3	3	3	3	3
	Often	4	3	4	4	4	3	4	3
	Sometimes	11 **	7	8	7	8	7	8	7
	Rarely	37	36	23	24	26	27	26	27
	Never	46	51	63	62	60	60	60	60
	<i>Unweighted count</i>					784					1 666					2 450					

** denotes the estimate is significantly different to the 2016 estimate (99% confidence level).

(1) new question in 2015. (2) n/a option excluded from the analysis.

AFCAS 2016 Section 20 - Catering, Retail and Leisure

Source: Defence Statistics (Surveys)

Table B20.10 How often do you use Service-provided catering facilities...? For eating at lunchtime.

		Officers					Other Ranks					Total					Percentages
		2012	2013	2014	2015	2016	2012	2013	2014	2015	2016	2012	2013	2014	2015	2016	
Tri-Service	Always	13	13	14	14	14	14	
	Often	24	25	20	22	21	23	
	Sometimes	28	27	22	23	23	24	
	Rarely	24	24	23	22	23	22	
	Never	11	11	21	20	19	18	
	<i>Unweighted count</i>					3 119					8 248					11 367	
Royal Navy	Always	17	14	16	16	16	16	
	Often	24	27	22	21	23	22	
	Sometimes	27	23	20	21	21	21	
	Rarely	23	25	21	23	21	23	
	Never	9	11	21	20	18	17	
	<i>Unweighted count</i>					881					1 567					2 448	
Royal Marines	Always	21	25	15	15	15	16	
	Often	39 **	31	27 **	24	28 **	24	
	Sometimes	22	26	23	23	23	23	
	Rarely	12	13	19	18	18	18	
	Never	7	5	16 **	21	15 **	19	
	<i>Unweighted count</i>					286					2 464					2 750	
Army	Always	15	15	16	15	16	15	
	Often	24	25	21	24	21	25	
	Sometimes	27	26	22	24	23	24	
	Rarely	22	24	21	20	21	20	
	Never	12	10	19	17	18	16	
	<i>Unweighted count</i>					1 119					2 465					3 584	
RAF	Always	6	7	8	9	8	8	
	Often	23	22	16	18	18	19	
	Sometimes	30	33	22	21	23	23	
	Rarely	29	26	28	27	28	27	
	Never	12	12	26	27	23	23	
	<i>Unweighted count</i>					833					1 752					2 585	

** denotes the estimate is significantly different to the 2016 estimate (99% confidence level).

(1) new question in 2015. (2) n/a option excluded from the analysis.

AFCAS 2016 Section 20 - Catering, Retail and Leisure

Source: Defence Statistics (Surveys)

Table B20.11 How often do you use Service-provided catering facilities...? For eating in the evening.

		Officers					Other Ranks					Total					Percentages
		2012	2013	2014	2015	2016	2012	2013	2014	2015	2016	2012	2013	2014	2015	2016	
Tri-Service	Always	9 **	7	10	10	10	10	
	Often	12	12	16	16	15	15	
	Sometimes	13	13	14	15	14	15	
	Rarely	34	36	23	23	25	26	
	Never	32	33	37	35	36	35	
	<i>Unweighted count</i>					2 982					7 997					10 979	
Royal Navy	Always	11 **	7	13	12	13	11	
	Often	14	15	19	17	17	16	
	Sometimes	13	12	16	15	15	14	
	Rarely	34	35	22	25	25	27	
	Never	29	31	30	31	30	31	
	<i>Unweighted count</i>					847					1 527					2 374	
Royal Marines	Always	11	11	12	11	12	11	
	Often	19	18	17	15	17	15	
	Sometimes	16	18	19	18	18	18	
	Rarely	31	31	24	23	25	24	
	Never	23	21	29 **	33	28 **	32	
	<i>Unweighted count</i>					276					2 410					2 686	
Army	Always	10	7	11	11	11	11	
	Often	12	13	17	18	17	17	
	Sometimes	13	14	14	17	14	16	
	Rarely	32	36	23	23	25	25	
	Never	33	31	34	31	34	31	
	<i>Unweighted count</i>					1 062					2 381					3 443	
RAF	Always	5	5	6	7	6	6	
	Often	10	9	9	10	10	10	
	Sometimes	14	11	10	10	11	10	
	Rarely	36	37	22	23	25	26	
	Never	35	38	52	50	48	48	
	<i>Unweighted count</i>					797					1 679					2 476	

** denotes the estimate is significantly different to the 2016 estimate (99% confidence level).

(1) new question in 2015. (2) n/a option excluded from the analysis.

AFCAS 2016 Section 20 - Catering, Retail and Leisure

Source: Defence Statistics (Surveys)

Table B20.12 How often do you use Service-provided catering facilities...? For drinking, socialising in the bar.

		Officers					Other Ranks					Total					Percentages				
		2012	2013	2014	2015	2016	2012	2013	2014	2015	2016	2012	2013	2014	2015	2016	2012	2013	2014	2015	2016
Tri-Service	Always	3	2	2	2	2	2	2	2
	Often	14	14	9	8	10	9	10	9
	Sometimes	36	35	24	25	26	27	26	27
	Rarely	33	34	29	30	30	30	30	30
	Never	13	14	36	35	32	31	32	31
	<i>Unweighted count</i>					3 010					7 822					10 832					
Royal Navy	Always	4 **	2	3	2	3 **	2	3 **	2
	Often	14	15	6	6	8	8	8	8
	Sometimes	32	31	22	22	24	24	24	24
	Rarely	37	36	35	33	35	34	35	34
	Never	13	16	35	37	29	32	29	32
	<i>Unweighted count</i>					851					1 494					2 345					
Royal Marines	Always	4	4	2	2	2	2	2	2
	Often	17	14	7	7	8	8	8	8
	Sometimes	44	47	22	23	24	26	24	26
	Rarely	25	25	27	25	27	25	27	25
	Never	10	9	42	43	38	40	38	40
	<i>Unweighted count</i>					275					2 274					2 549					
Army	Always	4	3	2	2	2	2	2	2
	Often	13	13	10	9	10	10	10	10
	Sometimes	35	35	22	25	24	26	24	26
	Rarely	32	34	26	27	27	28	27	28
	Never	16	16	40	37	36	33	36	33
	<i>Unweighted count</i>					1 075					2 325					3 400					
RAF	Always	2	2	1	1	1	2	1	2
	Often	16	15	8	9	10	10	10	10
	Sometimes	38	39	32	30	33	32	33	32
	Rarely	34	34	34	35	34	34	34	34
	Never	10	11	25	25	22	22	22	22
	<i>Unweighted count</i>					809					1 729					2 538					

** denotes the estimate is significantly different to the 2016 estimate (99% confidence level).

(1) new question in 2015. (2) n/a option excluded from the analysis.

AFCAS 2016 Section 20 - Catering, Retail and Leisure

Source: Defence Statistics (Surveys)

Table B20.13 How often do you use Service-provided catering facilities...? For informal functions.

		Officers					Other Ranks					Total					Percentages
		2012	2013	2014	2015	2016	2012	2013	2014	2015	2016	2012	2013	2014	2015	2016	
Tri-Service	Always	2	2	2	2	2	2	
	Often	10	11	7	7	8	8	
	Sometimes	36	35	25	27	27	28	
	Rarely	35	35	31	31	32	32	
	Never	16	17	35	33	31	30	
	<i>Unweighted count</i>					2 993					7 731					10 724	
Royal Navy	Always	2	1	1	1	2	1	
	Often	8	11	3	4	4	6	
	Sometimes	31	34	18	19	21	23	
	Rarely	39	35	32	33	33	33	
	Never	20	18	46	44	40	37	
	<i>Unweighted count</i>					849					1 459					2 308	
Royal Marines	Always	2	3	2	2	2	2	
	Often	13	11	6	6	6	7	
	Sometimes	43	43	21	21	24	23	
	Rarely	29	31	28	25	28	26	
	Never	13	12	44	46	40	42	
	<i>Unweighted count</i>					273					2 236					2 509	
Army	Always	3	3	2	2	2	2	
	Often	12	12	9	8	9	9	
	Sometimes	36	35	26	28	28	29	
	Rarely	34	33	30	30	30	31	
	Never	16	17	33	31	30	29	
	<i>Unweighted count</i>					1 065					2 318					3 383	
RAF	Always	1	2	1	1	1	1	
	Often	10	8	6	7	7	7	
	Sometimes	40	35	28	29	31	30	
	Rarely	34	39	34	34	34	35	
	Never	15	16	30	29	27	26	
	<i>Unweighted count</i>					806					1 718					2 524	

** denotes the estimate is significantly different to the 2016 estimate (99% confidence level).

(1) new question in 2015. (2) n/a option excluded from the analysis.

AFCAS 2016 Section 20 - Catering, Retail and Leisure

Source: Defence Statistics (Surveys)

Table B20.14 How often do you use Service-provided catering facilities...? For formal functions (Officers/SNCOs/WOs only).

		Officers					Other Ranks					Total					Percentages				
		2012	2013	2014	2015	2016	2012	2013	2014	2015	2016	2012	2013	2014	2015	2016	2012	2013	2014	2015	2016
Tri-Service	Always	12	10	12 **	8	12 **	8	12 **	8
	Often	26	28	26 **	19	26 **	21	26 **	21
	Sometimes	41	40	37 **	31	39 **	33	39 **	33
	Rarely	17	17	18	19	18	18	18	18
	Never	4	4	7 **	24	6 **	18	6 **	18
	<i>Unweighted count</i>						3 101					5 357									
Royal Navy	Always	6	5	4	3	5	4	5	4
	Often	20	22	11	9	15	14	15	14
	Sometimes	45	45	38 **	28	41 **	34	41 **	34
	Rarely	23	22	31 **	25	28 **	24	28 **	24
	Never	5	6	16 **	35	11 **	25	11 **	25
	<i>Unweighted count</i>						869					1 083									
Royal Marines	Always	12	10	13 **	6	12 **	7	12 **	7
	Often	29	28	30 **	15	29 **	17	29 **	17
	Sometimes	41	44	41 **	26	41 **	29	41 **	29
	Rarely	16	16	14	17	15	17	15	17
	Never	3	2	3 **	36	3 **	31	3 **	31
	<i>Unweighted count</i>						284					1 520									
Army	Always	16	14	17 **	11	16 **	11	16 **	11
	Often	29	32	35 **	23	32 **	25	32 **	25
	Sometimes	39	36	35	32	36	33	36	33
	Rarely	12	14	11 **	15	12 **	15	12 **	15
	Never	3	3	3 **	19	3 **	15	3 **	15
	<i>Unweighted count</i>						1 120					1 572									
RAF	Always	8	7	7 **	4	7 **	5	7 **	5
	Often	25	25	20 **	14	22 **	18	22 **	18
	Sometimes	42	44	41 **	31	41 **	36	41 **	36
	Rarely	20	19	24	25	22	23	22	23
	Never	4	5	8 **	26	7 **	19	7 **	19
	<i>Unweighted count</i>						828					1 182									

** denotes the estimate is significantly different to the 2016 estimate (99% confidence level).

(1) new question in 2015. (2) n/a option excluded from the analysis.

AFCAS 2016 Section 20 - Catering, Retail and Leisure

Source: Defence Statistics (Surveys)

Table B20.15 How satisfied are you with the following? The availability of food during the week on my unit e.g. opening hours.

		Officers					Other Ranks					Total				
		2012	2013	2014	2015	2016	2012	2013	2014	2015	2016	2012	2013	2014	2015	2016
Tri-Service	Satisfied	68	65	49	49	52	52
	Neutral	22	24	31	30	29	29
	Dissatisfied	11	11	20	21	18	19
	<i>Unweighted count</i>					2 950					7 680					10 630
Royal Navy	Satisfied	68	70	50	53	54	57
	Neutral	24	22	31	30	30	28
	Dissatisfied	8	9	19	18	16	15
	<i>Unweighted count</i>					833					1 431					2 264
Royal Marines	Satisfied	73	72	46	44	49	47
	Neutral	19	20	32	35	30	33
	Dissatisfied	9	9	22	22	21	20
	<i>Unweighted count</i>					275					2 344					2 619
Army	Satisfied	68	63	50	49	53	51
	Neutral	20 **	25	30	30	28	29
	Dissatisfied	12	12	20	21	19	20
	<i>Unweighted count</i>					1 047					2 336					3 383
RAF	Satisfied	66	65	46	47	51	51
	Neutral	24	24	33	31	31	29
	Dissatisfied	10	11	21	23	19	20
	<i>Unweighted count</i>					795					1 569					2 364

** denotes the estimate is significantly different to the 2016 estimate (99% confidence level).

(1) similar to A241 prior to 2015 but substantial wording change required new question. (2) n/a option excluded from the analysis.

AFCAS 2016 Section 20 - Catering, Retail and Leisure

Source: Defence Statistics (Surveys)

Table B20.16 How satisfied are you with the following? The number of functions during the year.

		Officers					Other Ranks					Total					Percentages
		2012	2013	2014	2015	2016	2012	2013	2014	2015	2016	2012	2013	2014	2015	2016	
Tri-Service	Satisfied	63 **	60	34	36	39	40	
	Neutral	28 **	32	43	43	40	41	
	Dissatisfied	8	8	23	22	20	19	
	<i>Unweighted count</i>					3 014					7 408					10 422	
Royal Navy	Satisfied	63	63	27 **	32	37 **	40	
	Neutral	29	32	51	48	45	43	
	Dissatisfied	8	5	23	20	19	16	
	<i>Unweighted count</i>					846					1 296					2 142	
Royal Marines	Satisfied	65	67	30	28	34	33	
	Neutral	30	27	51	52	48	49	
	Dissatisfied	5	6	19	20	18	18	
	<i>Unweighted count</i>					276					2 150					2 426	
Army	Satisfied	63	59	36	37	40	40	
	Neutral	28	31	41	40	39	39	
	Dissatisfied	9	10	23	23	21	21	
	<i>Unweighted count</i>					1 097					2 381					3 478	
RAF	Satisfied	64 **	58	33	36	41	42	
	Neutral	28 **	35	44	44	41	42	
	Dissatisfied	7	7	23	20	19	17	
	<i>Unweighted count</i>					795					1 581					2 376	

** denotes the estimate is significantly different to the 2016 estimate (99% confidence level).

(1) new question in 2015. (2) n/a option excluded from the analysis.

AFCAS 2016 Section 20 - Catering, Retail and Leisure

Source: Defence Statistics (Surveys)

Table B20.17 How satisfied are you with the following? The standard of service from catering contractors on my unit.

		Officers					Other Ranks					Total				
		2012	2013	2014	2015	2016	2012	2013	2014	2015	2016	2012	2013	2014	2015	2016
Tri-Service	Satisfied	47	46	29	29	33	32
	Neutral	27	28	33	32	32	31
	Dissatisfied	26	27	37	39	35	37
	<i>Unweighted count</i>					2 999					7 767					10 766
Royal Navy	Satisfied	48	48	26	31	32	35
	Neutral	29	27	39	34	36	33
	Dissatisfied	23	24	35	35	32	32
	<i>Unweighted count</i>					831					1 377					2 208
Royal Marines	Satisfied	49	49	24	25	27	27
	Neutral	23	26	34	36	33	35
	Dissatisfied	28	25	42	39	40	38
	<i>Unweighted count</i>					280					2 368					2 648
Army	Satisfied	49	44	31	28	33	31
	Neutral	26	28	32	31	31	31
	Dissatisfied	26	28	37	40	35	38
	<i>Unweighted count</i>					1 087					2 430					3 517
RAF	Satisfied	44	46	29	30	32	34
	Neutral	27	28	32	32	31	31
	Dissatisfied	29	26	39	38	37	35
	<i>Unweighted count</i>					801					1 592					2 393

** denotes the estimate is significantly different to the 2016 estimate (99% confidence level).

(1) new question in 2015. (2) n/a option excluded from the analysis.

AFCAS 2016 Section 20 - Catering, Retail and Leisure

Source: Defence Statistics (Surveys)

Table B20.1 Thinking specifically about food and drink supplied on your unit, when considering where to eat which of these factors are important to you? Price.

		Officers: Margin of error +/-%					Other Ranks: Margin of error +/-%					Total: Margin of error +/-%				
		2012	2013	2014	2015	2016	2012	2013	2014	2015	2016	2012	2013	2014	2015	2016
Tri-Service	Not ticked	2.4	2.3	2.0	1.7	1.7	1.4
	Ticked	2.4	2.3	2.0	1.7	1.7	1.4
	<i>Unweighted count</i>															
Royal Navy	Not ticked	4.0	3.9	3.3	3.2	2.7	2.6
	Ticked	4.0	3.9	3.3	3.2	2.7	2.6
	<i>Unweighted count</i>															
Royal Marines	Not ticked	5.4	5.8	2.0	1.9	1.9	1.8
	Ticked	5.4	5.8	2.0	1.9	1.9	1.8
	<i>Unweighted count</i>															
Army	Not ticked	4.0	3.6	3.2	2.5	2.8	2.2
	Ticked	4.0	3.6	3.2	2.5	2.8	2.2
	<i>Unweighted count</i>															
RAF	Not ticked	3.7	4.1	2.8	3.0	2.3	2.5
	Ticked	3.7	4.1	2.8	3.0	2.3	2.5
	<i>Unweighted count</i>															

Key

- Margin of error less than 3%
- Margin of error 3% - 5%
- Margin of error 5% +

Margin of error is half the width of a 99% confidence interval. Darker colours indicate a greater degree of uncertainty in the estimate.

**Table B20.2 Thinking specifically about food and drink supplied on your unit, when considering where to eat which of these factors are important to you?
Value for money.**

		Officers: Margin of error +/-%					Other Ranks: Margin of error +/-%					Total: Margin of error +/-%				
		2012	2013	2014	2015	2016	2012	2013	2014	2015	2016	2012	2013	2014	2015	2016
Tri-Service	Not ticked	2.1	1.9	2.0	1.6	1.7	1.4
	Ticked	2.1	1.9	2.0	1.6	1.7	1.4
	<i>Unweighted count</i>															
Royal Navy	Not ticked	3.7	3.5	3.2	3.0	2.6	2.5
	Ticked	3.7	3.5	3.2	3.0	2.6	2.5
	<i>Unweighted count</i>															
Royal Marines	Not ticked	4.8	4.6	1.9	1.8	1.8	1.7
	Ticked	4.8	4.6	1.9	1.8	1.8	1.7
	<i>Unweighted count</i>															
Army	Not ticked	3.5	3.1	3.1	2.4	2.7	2.1
	Ticked	3.5	3.1	3.1	2.4	2.7	2.1
	<i>Unweighted count</i>															
RAF	Not ticked	3.4	3.5	2.7	2.6	2.2	2.2
	Ticked	3.4	3.5	2.7	2.6	2.2	2.2
	<i>Unweighted count</i>															

Key

- Margin of error less than 3%
- Margin of error 3% - 5%
- Margin of error 5% +

Margin of error is half the width of a 99% confidence interval. Darker colours indicate a greater degree of uncertainty in the estimate.

Table B20.3 Thinking specifically about food and drink supplied on your unit, when considering where to eat which of these factors are important to you? Choice.

		Officers: Margin of error +/-%					Other Ranks: Margin of error +/-%					Total: Margin of error +/-%				
		2012	2013	2014	2015	2016	2012	2013	2014	2015	2016	2012	2013	2014	2015	2016
Tri-Service	Not ticked	2.3	2.2	2.0	1.7	1.7	1.4
	Ticked	2.3	2.2	2.0	1.7	1.7	1.4
	<i>Unweighted count</i>															
Royal Navy	Not ticked	4.0	3.8	3.2	3.1	2.6	2.5
	Ticked	4.0	3.8	3.2	3.1	2.6	2.5
	<i>Unweighted count</i>															
Royal Marines	Not ticked	5.4	5.8	2.0	1.9	1.9	1.8
	Ticked	5.4	5.8	2.0	1.9	1.9	1.8
	<i>Unweighted count</i>															
Army	Not ticked	4.0	3.6	3.2	2.6	2.8	2.2
	Ticked	4.0	3.6	3.2	2.6	2.8	2.2
	<i>Unweighted count</i>															
RAF	Not ticked	3.4	3.9	2.4	2.8	2.0	2.4
	Ticked	3.4	3.9	2.4	2.8	2.0	2.4
	<i>Unweighted count</i>															

Key

- Margin of error less than 3%
- Margin of error 3% - 5%
- Margin of error 5% +

Margin of error is half the width of a 99% confidence interval. Darker colours indicate a greater degree of uncertainty in the estimate.

Table B20.4 Thinking specifically about food and drink supplied on your unit, when considering where to eat which of these factors are important to you? Quality.

		Officers: Margin of error +/-%					Other Ranks: Margin of error +/-%					Total: Margin of error +/-%				
		2012	2013	2014	2015	2016	2012	2013	2014	2015	2016	2012	2013	2014	2015	2016
Tri-Service	Not ticked	1.8	1.5	1.7	1.4	1.4	1.2
	Ticked	1.8	1.5	1.7	1.4	1.4	1.2
	<i>Unweighted count</i>															
Royal Navy	Not ticked	2.9	2.5	2.6	2.2	2.1	1.8
	Ticked	2.9	2.5	2.6	2.2	2.1	1.8
	<i>Unweighted count</i>															
Royal Marines	Not ticked	3.7	4.1	1.6	1.4	1.4	1.3
	Ticked	3.7	4.1	1.6	1.4	1.4	1.3
	<i>Unweighted count</i>															
Army	Not ticked	2.6	2.5	2.6	2.1	2.3	1.8
	Ticked	2.6	2.5	2.6	2.1	2.3	1.8
	<i>Unweighted count</i>															
RAF	Not ticked	3.7	2.3	2.7	2.1	2.3	1.7
	Ticked	3.7	2.3	2.7	2.1	2.3	1.7
	<i>Unweighted count</i>															

Key

- Margin of error less than 3%
- Margin of error 3% - 5%
- Margin of error 5% +

Margin of error is half the width of a 99% confidence interval. Darker colours indicate a greater degree of uncertainty in the estimate.

**Table B20.5 Thinking specifically about food and drink supplied on your unit, when considering where to eat which of these factors are important to you?
Quantity.**

		Officers: Margin of error +/-%					Other Ranks: Margin of error +/-%					Total: Margin of error +/-%				
		2012	2013	2014	2015	2016	2012	2013	2014	2015	2016	2012	2013	2014	2015	2016
Tri-Service	Not ticked	2.0	2.0	2.1	1.7	1.8	1.5
	Ticked	2.0	2.0	2.1	1.7	1.8	1.5
	<i>Unweighted count</i>															
Royal Navy	Not ticked	3.6	3.2	3.2	3.2	2.6	2.5
	Ticked	3.6	3.2	3.2	3.2	2.6	2.5
	<i>Unweighted count</i>															
Royal Marines	Not ticked	5.2	5.6	2.1	2.0	2.0	1.9
	Ticked	5.2	5.6	2.1	2.0	2.0	1.9
	<i>Unweighted count</i>															
Army	Not ticked	3.5	3.3	3.4	2.6	2.9	2.3
	Ticked	3.5	3.3	3.4	2.6	2.9	2.3
	<i>Unweighted count</i>															
RAF	Not ticked	2.8	3.5	2.7	3.1	2.2	2.5
	Ticked	2.8	3.5	2.7	3.1	2.2	2.5
	<i>Unweighted count</i>															

Key

	Margin of error less than 3%
	Margin of error 3% - 5%
	Margin of error 5% +

Margin of error is half the width of a 99% confidence interval. Darker colours indicate a greater degree of uncertainty in the estimate.

Table B20.6 Thinking specifically about food and drink supplied on your unit, when considering where to eat which of these factors are important to you? Well-known brand.

		Officers: Margin of error +/-%					Other Ranks: Margin of error +/-%					Total: Margin of error +/-%				
		2012	2013	2014	2015	2016	2012	2013	2014	2015	2016	2012	2013	2014	2015	2016
Tri-Service	Not ticked	1.0	0.8	1.3	0.8	1.0	0.7
	Ticked	1.0	0.8	1.3	0.8	1.0	0.7
	<i>Unweighted count</i>															
Royal Navy	Not ticked	1.3	1.1	1.8	1.4	1.4	1.1
	Ticked	1.3	1.1	1.8	1.4	1.4	1.1
	<i>Unweighted count</i>															
Royal Marines	Not ticked	1.5	2.0	1.1	0.9	1.0	0.9
	Ticked	1.5	2.0	1.1	0.9	1.0	0.9
	<i>Unweighted count</i>															
Army	Not ticked	1.6	1.3	2.0	1.3	1.7	1.1
	Ticked	1.6	1.3	2.0	1.3	1.7	1.1
	<i>Unweighted count</i>															
RAF	Not ticked	1.9	1.7	1.7	1.5	1.4	1.2
	Ticked	1.9	1.7	1.7	1.5	1.4	1.2
	<i>Unweighted count</i>															

Key

	Margin of error less than 3%
	Margin of error 3% - 5%
	Margin of error 5% +

Margin of error is half the width of a 99% confidence interval. Darker colours indicate a greater degree of uncertainty in the estimate.

AFCAS 2016 Section 20 - Catering, Retail and Leisure

Source: Defence Statistics (Surveys)

Table B20.7 Thinking specifically about food and drink supplied on your unit, when considering where to eat which of these factors are important to you? Where it is sourced from (e.g. Fairtrade, locally produced).

		Officers: Margin of error +/-%					Other Ranks: Margin of error +/-%					Total: Margin of error +/-%				
		2012	2013	2014	2015	2016	2012	2013	2014	2015	2016	2012	2013	2014	2015	2016
Tri-Service	Not ticked	1.6	1.6	1.4	1.2	1.2	1.0
	Ticked	1.6	1.6	1.4	1.2	1.2	1.0
	<i>Unweighted count</i>															
Royal Navy	Not ticked	2.7	2.9	2.3	2.1	1.9	1.8
	Ticked	2.7	2.9	2.3	2.1	1.9	1.8
	<i>Unweighted count</i>															
Royal Marines	Not ticked	3.5	4.3	1.5	1.3	1.4	1.3
	Ticked	3.5	4.3	1.5	1.3	1.4	1.3
	<i>Unweighted count</i>															
Army	Not ticked	2.8	2.6	2.2	1.8	1.9	1.6
	Ticked	2.8	2.6	2.2	1.8	1.9	1.6
	<i>Unweighted count</i>															
RAF	Not ticked	2.4	2.8	1.8	2.1	1.5	1.7
	Ticked	2.4	2.8	1.8	2.1	1.5	1.7
	<i>Unweighted count</i>															

Key

- Margin of error less than 3%
- Margin of error 3% - 5%
- Margin of error 5% +

Margin of error is half the width of a 99% confidence interval. Darker colours indicate a greater degree of uncertainty in the estimate.

Table B20.8 Thinking specifically about food and drink supplied on your unit, when considering where to eat which of these factors are important to you? Other.

		Officers: Margin of error +/-%					Other Ranks: Margin of error +/-%					Total: Margin of error +/-%				
		2012	2013	2014	2015	2016	2012	2013	2014	2015	2016	2012	2013	2014	2015	2016
Tri-Service	Not ticked	1.0	1.2	0.8	0.8	0.7	0.7
	Ticked	1.0	1.2	0.8	0.8	0.7	0.7
	<i>Unweighted count</i>															
Royal Navy	Not ticked	2.3	2.3	1.5	1.4	1.2	1.2
	Ticked	2.3	2.3	1.5	1.4	1.2	1.2
	<i>Unweighted count</i>															
Royal Marines	Not ticked	2.0	2.5	0.8	0.8	0.7	0.7
	Ticked	2.0	2.5	0.8	0.8	0.7	0.7
	<i>Unweighted count</i>															
Army	Not ticked	1.6	1.8	1.2	1.1	1.1	1.0
	Ticked	1.6	1.8	1.2	1.1	1.1	1.0
	<i>Unweighted count</i>															
RAF	Not ticked	1.8	2.2	1.4	1.3	1.2	1.1
	Ticked	1.8	2.2	1.4	1.3	1.2	1.1
	<i>Unweighted count</i>															

Key

	Margin of error less than 3%
	Margin of error 3% - 5%
	Margin of error 5% +

Margin of error is half the width of a 99% confidence interval. Darker colours indicate a greater degree of uncertainty in the estimate.

AFCAS 2016 Section 20 - Catering, Retail and Leisure

Source: Defence Statistics (Surveys)

Table B20.9 How often do you use Service-provided catering facilities...? For eating at breakfast.

		Officers: Margin of error +/-%					Other Ranks: Margin of error +/-%					Total: Margin of error +/-%				
		2012	2013	2014	2015	2016	2012	2013	2014	2015	2016	2012	2013	2014	2015	2016
Tri-Service	Always	1.2	1.1	1.1	1.0	0.9	0.8
	Often	1.2	1.2	1.3	1.1	1.1	0.9
	Sometimes	1.6	1.4	1.6	1.3	1.4	1.1
	Rarely	2.4	2.3	2.0	1.6	1.7	1.4
	Never	2.4	2.3	2.2	1.8	1.9	1.5
	<i>Unweighted count</i>															
Royal Navy	Always	2.5	2.0	2.3	2.1	1.9	1.7
	Often	2.1	2.1	2.3	2.0	1.8	1.6
	Sometimes	2.8	2.4	2.2	2.1	1.8	1.7
	Rarely	3.9	3.9	2.7	2.9	2.3	2.4
	Never	4.0	4.0	3.3	3.3	2.7	2.7
	<i>Unweighted count</i>															
Royal Marines	Always	3.1	3.0	1.0	0.8	0.9	0.8
	Often	4.0	3.9	1.0	1.0	1.0	0.9
	Sometimes	4.3	4.3	1.4	1.3	1.3	1.2
	Rarely	5.3	5.8	1.9	1.7	1.8	1.6
	Never	5.3	5.5	2.2	2.0	2.0	1.9
	<i>Unweighted count</i>															
Army	Always	2.1	1.9	1.6	1.5	1.4	1.3
	Often	2.1	2.1	2.1	1.7	1.8	1.5
	Sometimes	2.8	2.4	2.6	2.1	2.2	1.8
	Rarely	4.0	3.7	3.2	2.4	2.8	2.1
	Never	4.2	3.7	3.5	2.7	3.1	2.3
	<i>Unweighted count</i>															
RAF	Always	1.2	1.5	1.1	1.1	0.9	1.0
	Often	1.5	1.4	1.3	1.2	1.0	1.0
	Sometimes	2.5	2.3	1.6	1.6	1.4	1.4
	Rarely	3.9	4.2	2.5	2.7	2.1	2.3
	Never	4.0	4.4	3.0	3.1	2.5	2.6
	<i>Unweighted count</i>															

Key

	Margin of error less than 3%
	Margin of error 3% - 5%

 Margin of error 5% +

Margin of error is half the width of a 99% confidence interval. Darker colours indicate a greater degree of uncertainty in the estimate.

AFCAS 2016 Section 20 - Catering, Retail and Leisure

Source: Defence Statistics (Surveys)

Table B20.10 How often do you use Service-provided catering facilities...? For eating at lunchtime.

		Officers: Margin of error +/-%					Other Ranks: Margin of error +/-%					Total: Margin of error +/-%				
		2012	2013	2014	2015	2016	2012	2013	2014	2015	2016	2012	2013	2014	2015	2016
Tri-Service	Always	1.7	1.6	1.7	1.3	1.5	1.1
	Often	2.1	2.0	1.8	1.5	1.5	1.3
	Sometimes	2.1	2.0	1.8	1.5	1.5	1.3
	Rarely	2.0	1.9	1.8	1.4	1.5	1.2
	Never	1.6	1.4	1.7	1.4	1.5	1.2
	<i>Unweighted count</i>															
Royal Navy	Always	3.1	2.8	2.5	2.5	2.0	2.0
	Often	3.5	3.5	2.8	2.7	2.3	2.2
	Sometimes	3.6	3.3	2.6	2.6	2.1	2.1
	Rarely	3.4	3.4	2.7	2.6	2.2	2.2
	Never	2.3	2.4	2.7	2.6	2.2	2.1
	<i>Unweighted count</i>															
Royal Marines	Always	4.5	5.0	1.6	1.4	1.5	1.4
	Often	5.4	5.4	1.9	1.7	1.8	1.6
	Sometimes	4.5	5.1	1.8	1.7	1.7	1.6
	Rarely	3.7	4.0	1.7	1.5	1.6	1.4
	Never	2.8	2.4	1.6	1.6	1.5	1.5
	<i>Unweighted count</i>															
Army	Always	3.0	2.7	2.8	2.0	2.4	1.7
	Often	3.5	3.2	2.9	2.4	2.5	2.1
	Sometimes	3.6	3.2	2.9	2.3	2.5	2.0
	Rarely	3.3	3.1	2.8	2.1	2.4	1.8
	Never	2.7	2.3	2.7	2.0	2.3	1.7
	<i>Unweighted count</i>															
RAF	Always	1.9	2.1	1.7	1.9	1.4	1.5
	Often	3.3	3.5	2.3	2.5	1.9	2.1
	Sometimes	3.6	4.0	2.4	2.5	2.0	2.1
	Rarely	3.5	3.7	2.7	2.7	2.2	2.3
	Never	2.5	2.8	2.7	2.8	2.2	2.3
	<i>Unweighted count</i>															

Key

	Margin of error less than 3%
	Margin of error 3% - 5%

 Margin of error 5% +

Margin of error is half the width of a 99% confidence interval. Darker colours indicate a greater degree of uncertainty in the estimate.

AFCAS 2016 Section 20 - Catering, Retail and Leisure

Source: Defence Statistics (Surveys)

Table B20.11 How often do you use Service-provided catering facilities...? For eating in the evening.

		Officers: Margin of error +/-%					Other Ranks: Margin of error +/-%					Total: Margin of error +/-%				
		2012	2013	2014	2015	2016	2012	2013	2014	2015	2016	2012	2013	2014	2015	2016
Tri-Service	Always	1.4	1.2	1.5	1.2	1.2	1.0
	Often	1.6	1.5	1.8	1.4	1.5	1.2
	Sometimes	1.7	1.6	1.6	1.3	1.3	1.1
	Rarely	2.3	2.2	1.8	1.5	1.5	1.3
	Never	2.3	2.2	2.1	1.7	1.8	1.4
	<i>Unweighted count</i>															
Royal Navy	Always	2.6	2.0	2.4	2.3	1.9	1.8
	Often	2.9	2.9	2.7	2.6	2.1	2.1
	Sometimes	2.8	2.6	2.5	2.4	2.0	1.9
	Rarely	3.9	3.8	2.7	2.8	2.3	2.3
	Never	3.7	3.7	3.1	3.0	2.5	2.5
	<i>Unweighted count</i>															
Royal Marines	Always	3.5	3.6	1.4	1.3	1.3	1.2
	Often	4.4	4.5	1.7	1.4	1.6	1.4
	Sometimes	4.1	4.6	1.7	1.6	1.6	1.5
	Rarely	5.2	5.5	1.8	1.6	1.7	1.6
	Never	4.7	4.8	2.0	1.9	1.9	1.8
	<i>Unweighted count</i>															
Army	Always	2.6	2.0	2.4	1.8	2.1	1.6
	Often	2.8	2.6	2.9	2.2	2.5	1.9
	Sometimes	2.8	2.7	2.6	2.1	2.2	1.8
	Rarely	3.8	3.6	2.8	2.3	2.5	2.0
	Never	3.9	3.5	3.4	2.5	2.9	2.2
	<i>Unweighted count</i>															
RAF	Always	1.7	1.9	1.6	1.8	1.3	1.4
	Often	2.5	2.4	1.9	2.0	1.6	1.7
	Sometimes	2.8	2.7	1.9	2.0	1.6	1.7
	Rarely	3.8	4.2	2.5	2.6	2.1	2.2
	Never	3.8	4.2	3.1	3.2	2.5	2.7
	<i>Unweighted count</i>															

Key

	Margin of error less than 3%
	Margin of error 3% - 5%

 Margin of error 5% +

Margin of error is half the width of a 99% confidence interval. Darker colours indicate a greater degree of uncertainty in the estimate.

AFCAS 2016 Section 20 - Catering, Retail and Leisure

Source: Defence Statistics (Surveys)

Table B20.12 How often do you use Service-provided catering facilities...? For drinking, socialising in the bar.

		Officers: Margin of error +/-%					Other Ranks: Margin of error +/-%					Total: Margin of error +/-%				
		2012	2013	2014	2015	2016	2012	2013	2014	2015	2016	2012	2013	2014	2015	2016
Tri-Service	Always	0.9	0.8	0.6	0.5	0.5	0.5
	Often	1.7	1.6	1.3	1.0	1.1	0.9
	Sometimes	2.4	2.2	1.8	1.6	1.5	1.3
	Rarely	2.3	2.2	2.0	1.6	1.7	1.4
	Never	1.7	1.6	2.2	1.7	1.8	1.5
	<i>Unweighted count</i>															
Royal Navy	Always	1.7	1.1	1.1	0.8	1.0	0.6
	Often	2.9	2.9	1.6	1.6	1.4	1.4
	Sometimes	3.9	3.7	2.7	2.7	2.3	2.2
	Rarely	4.0	3.8	3.3	3.1	2.7	2.5
	Never	2.8	2.9	3.3	3.3	2.6	2.6
	<i>Unweighted count</i>															
Royal Marines	Always	2.3	2.4	0.6	0.6	0.6	0.6
	Often	4.2	4.1	1.1	1.0	1.1	1.0
	Sometimes	5.6	6.0	1.8	1.6	1.7	1.6
	Rarely	4.8	5.2	2.0	1.8	1.9	1.7
	Never	3.3	3.4	2.2	2.0	2.0	1.8
	<i>Unweighted count</i>															
Army	Always	1.7	1.3	1.0	0.8	0.9	0.7
	Often	2.9	2.6	2.1	1.6	1.9	1.4
	Sometimes	4.0	3.6	2.8	2.3	2.4	2.1
	Rarely	3.8	3.5	3.1	2.5	2.7	2.1
	Never	3.0	2.7	3.5	2.7	3.0	2.3
	<i>Unweighted count</i>															
RAF	Always	1.0	1.2	0.7	0.9	0.6	0.7
	Often	2.9	2.9	1.7	1.9	1.5	1.6
	Sometimes	3.8	4.2	2.8	2.9	2.4	2.4
	Rarely	3.7	4.1	2.9	3.0	2.4	2.5
	Never	2.3	2.7	2.6	2.8	2.1	2.3
	<i>Unweighted count</i>															

Key

	Margin of error less than 3%
	Margin of error 3% - 5%

 Margin of error 5% +

Margin of error is half the width of a 99% confidence interval. Darker colours indicate a greater degree of uncertainty in the estimate.

AFCAS 2016 Section 20 - Catering, Retail and Leisure

Source: Defence Statistics (Surveys)

Table B20.13 How often do you use Service-provided catering facilities...? For informal functions.

		Officers: Margin of error +/-%					Other Ranks: Margin of error +/-%					Total: Margin of error +/-%				
		2012	2013	2014	2015	2016	2012	2013	2014	2015	2016	2012	2013	2014	2015	2016
Tri-Service	Always	0.8	0.8	0.6	0.5	0.5	0.4
	Often	1.6	1.5	1.2	0.9	1.0	0.8
	Sometimes	2.4	2.3	1.9	1.6	1.6	1.4
	Rarely	2.3	2.2	2.1	1.7	1.7	1.4
	Never	1.8	1.8	2.2	1.7	1.8	1.4
	<i>Unweighted count</i>															
Royal Navy	Always	1.3	1.0	0.8	0.7	0.7	0.5
	Often	2.3	2.6	1.1	1.2	1.0	1.1
	Sometimes	3.9	3.8	2.5	2.5	2.1	2.1
	Rarely	4.1	3.8	3.2	3.1	2.6	2.6
	Never	3.3	3.1	3.4	3.3	2.7	2.6
	<i>Unweighted count</i>															
Royal Marines	Always	1.7	1.9	0.6	0.5	0.5	0.5
	Often	3.7	3.7	0.9	0.9	0.9	0.9
	Sometimes	5.6	5.9	1.8	1.6	1.7	1.6
	Rarely	5.1	5.5	2.1	1.8	1.9	1.7
	Never	3.8	3.9	2.2	2.0	2.0	1.8
	<i>Unweighted count</i>															
Army	Always	1.5	1.3	0.9	0.8	0.8	0.7
	Often	2.8	2.5	2.0	1.5	1.7	1.3
	Sometimes	4.0	3.6	3.0	2.5	2.6	2.2
	Rarely	3.9	3.6	3.2	2.6	2.8	2.2
	Never	3.0	2.8	3.5	2.6	3.0	2.2
	<i>Unweighted count</i>															
RAF	Always	0.8	1.1	0.6	0.6	0.5	0.5
	Often	2.4	2.3	1.4	1.6	1.2	1.4
	Sometimes	3.9	4.1	2.7	2.8	2.2	2.4
	Rarely	3.8	4.2	2.9	3.0	2.4	2.5
	Never	2.9	3.2	2.8	2.9	2.3	2.4
	<i>Unweighted count</i>															

Key

	Margin of error less than 3%
	Margin of error 3% - 5%

 Margin of error 5% +

Margin of error is half the width of a 99% confidence interval. Darker colours indicate a greater degree of uncertainty in the estimate.

AFCAS 2016 Section 20 - Catering, Retail and Leisure

Source: Defence Statistics (Surveys)

Table B20.14 How often do you use Service-provided catering facilities...? For formal functions (Officers/SNCOs/WOs only).

		Officers: Margin of error +/-%					Other Ranks: Margin of error +/-%					Total: Margin of error +/-%				
		2012	2013	2014	2015	2016	2012	2013	2014	2015	2016	2012	2013	2014	2015	2016
Tri-Service	Always	1.7	1.5	1.7	1.1	1.2	0.9
	Often	2.2	2.1	2.2	1.6	1.6	1.3
	Sometimes	2.4	2.3	2.3	2.0	1.7	1.6
	Rarely	1.7	1.7	1.7	1.7	1.2	1.3
	Never	0.9	0.9	1.1	1.9	0.7	1.4
	<i>Unweighted count</i>															
Royal Navy	Always	2.0	1.7	1.7	1.2	1.3	1.0
	Often	3.3	3.3	2.6	2.0	2.1	1.8
	Sometimes	4.1	3.9	4.0	3.1	2.9	2.5
	Rarely	3.5	3.3	3.8	3.2	2.6	2.4
	Never	1.8	1.9	3.0	3.7	1.8	2.7
	<i>Unweighted count</i>															
Royal Marines	Always	3.5	3.5	2.4	1.0	2.0	1.0
	Often	5.1	5.3	3.2	1.6	2.8	1.6
	Sometimes	5.5	5.8	3.5	2.1	3.0	2.0
	Rarely	4.0	4.3	2.5	1.9	2.2	1.7
	Never	1.8	1.8	1.2	2.3	1.0	2.0
	<i>Unweighted count</i>															
Army	Always	3.1	2.6	3.0	1.8	2.2	1.5
	Often	3.8	3.5	3.8	2.6	2.7	2.1
	Sometimes	4.0	3.5	3.8	3.1	2.8	2.5
	Rarely	2.6	2.5	2.5	2.5	1.8	2.0
	Never	1.4	1.3	1.4	2.9	1.0	2.2
	<i>Unweighted count</i>															
RAF	Always	2.2	2.2	1.9	1.3	1.4	1.1
	Often	3.4	3.7	3.1	2.3	2.3	2.0
	Sometimes	3.9	4.2	3.8	3.3	2.7	2.6
	Rarely	3.1	3.3	3.3	3.3	2.3	2.4
	Never	1.6	2.0	2.2	3.5	1.4	2.5
	<i>Unweighted count</i>															

Key

	Margin of error less than 3%
	Margin of error 3% - 5%

 Margin of error 5% +

Margin of error is half the width of a 99% confidence interval. Darker colours indicate a greater degree of uncertainty in the estimate.

AFCAS 2016 Section 20 - Catering, Retail and Leisure

Source: Defence Statistics (Surveys)

Table B20.15 How satisfied are you with the following? The availability of food during the week on my unit e.g. opening hours.

		Officers: Margin of error +/-%					Other Ranks: Margin of error +/-%					Total: Margin of error +/-%				
		2012	2013	2014	2015	2016	2012	2013	2014	2015	2016	2012	2013	2014	2015	2016
Tri-Service	Satisfied	2.3	2.3	2.3	1.9	2.0	1.6
	Neutral	2.0	2.0	2.1	1.7	1.8	1.4
	Dissatisfied	1.6	1.5	1.9	1.6	1.6	1.3
	<i>Unweighted count</i>															
Royal Navy	Satisfied	3.9	3.7	3.5	3.4	2.8	2.8
	Neutral	3.6	3.3	3.2	3.1	2.6	2.5
	Dissatisfied	2.3	2.3	2.8	2.7	2.2	2.1
	<i>Unweighted count</i>															
Royal Marines	Satisfied	5.1	5.4	2.2	2.0	2.0	1.9
	Neutral	4.4	4.7	2.1	1.9	1.9	1.8
	Dissatisfied	3.2	3.4	1.9	1.7	1.7	1.6
	<i>Unweighted count</i>															
Army	Satisfied	3.9	3.7	3.6	2.8	3.1	2.4
	Neutral	3.3	3.3	3.2	2.5	2.8	2.2
	Dissatisfied	2.7	2.4	3.0	2.3	2.6	2.0
	<i>Unweighted count</i>															
RAF	Satisfied	3.8	4.1	3.2	3.3	2.6	2.7
	Neutral	3.4	3.7	3.0	3.1	2.4	2.5
	Dissatisfied	2.4	2.6	2.7	2.9	2.2	2.3
	<i>Unweighted count</i>															

Key

	Margin of error less than 3%
	Margin of error 3% - 5%
	Margin of error 5% +

Margin of error is half the width of a 99% confidence interval. Darker colours indicate a greater degree of uncertainty in the estimate.

AFCAS 2016 Section 20 - Catering, Retail and Leisure

Source: Defence Statistics (Surveys)

Table B20.16 How satisfied are you with the following? The number of functions during the year.

		Officers: Margin of error +/-%					Other Ranks: Margin of error +/-%					Total: Margin of error +/-%				
		2012	2013	2014	2015	2016	2012	2013	2014	2015	2016	2012	2013	2014	2015	2016
Tri-Service	Satisfied	2.4	2.3	2.2	1.7	1.8	1.5
	Neutral	2.2	2.2	2.3	1.9	1.9	1.6
	Dissatisfied	1.4	1.3	2.1	1.6	1.7	1.3
	<i>Unweighted count</i>															
Royal Navy	Satisfied	4.1	3.9	3.0	3.2	2.5	2.6
	Neutral	3.8	3.8	3.7	3.6	2.9	2.8
	Dissatisfied	2.2	1.8	3.2	3.1	2.5	2.3
	<i>Unweighted count</i>															
Royal Marines	Satisfied	5.3	5.6	2.0	1.7	1.9	1.7
	Neutral	5.1	5.3	2.3	2.1	2.1	2.0
	Dissatisfied	2.5	2.9	1.9	1.7	1.7	1.5
	<i>Unweighted count</i>															
Army	Satisfied	4.0	3.7	3.3	2.6	2.9	2.2
	Neutral	3.7	3.4	3.5	2.7	3.0	2.3
	Dissatisfied	2.4	2.2	3.1	2.4	2.7	2.0
	<i>Unweighted count</i>															
RAF	Satisfied	3.8	4.3	2.8	3.0	2.3	2.5
	Neutral	3.6	4.1	3.2	3.3	2.6	2.7
	Dissatisfied	2.1	2.2	2.8	2.8	2.2	2.2
	<i>Unweighted count</i>															

Key

	Margin of error less than 3%
	Margin of error 3% - 5%
	Margin of error 5% +

Margin of error is half the width of a 99% confidence interval. Darker colours indicate a greater degree of uncertainty in the estimate.

AFCAS 2016 Section 20 - Catering, Retail and Leisure

Source: Defence Statistics (Surveys)

Table B20.17 How satisfied are you with the following? The standard of service from catering contractors on my unit.

		Officers: Margin of error +/-%					Other Ranks: Margin of error +/-%					Total: Margin of error +/-%				
		2012	2013	2014	2015	2016	2012	2013	2014	2015	2016	2012	2013	2014	2015	2016
Tri-Service	Satisfied	2.5	2.3	2.1	1.7	1.8	1.4
	Neutral	2.2	2.1	2.2	1.7	1.8	1.5
	Dissatisfied	2.2	2.1	2.2	1.8	1.9	1.5
	<i>Unweighted count</i>															
Royal Navy	Satisfied	4.3	4.0	3.1	3.2	2.6	2.6
	Neutral	3.9	3.6	3.5	3.3	2.8	2.6
	Dissatisfied	3.6	3.5	3.4	3.4	2.7	2.7
	<i>Unweighted count</i>															
Royal Marines	Satisfied	5.6	5.9	1.8	1.7	1.8	1.6
	Neutral	4.7	5.2	2.1	1.9	1.9	1.8
	Dissatisfied	5.1	5.0	2.2	2.0	2.0	1.8
	<i>Unweighted count</i>															
Army	Satisfied	4.1	3.8	3.2	2.4	2.8	2.1
	Neutral	3.6	3.4	3.3	2.5	2.9	2.2
	Dissatisfied	3.6	3.4	3.4	2.7	3.0	2.3
	<i>Unweighted count</i>															
RAF	Satisfied	4.0	4.3	2.8	3.0	2.3	2.5
	Neutral	3.6	3.9	2.9	3.1	2.4	2.5
	Dissatisfied	3.6	3.8	3.1	3.3	2.5	2.6
	<i>Unweighted count</i>															

Key

	Margin of error less than 3%
	Margin of error 3% - 5%
	Margin of error 5% +

Margin of error is half the width of a 99% confidence interval. Darker colours indicate a greater degree of uncertainty in the estimate.

AFCAS 2016 Section 21 - Family Life

Source: Defence Statistics (Surveys)

Table B21.1 What is your current personal status?

		Officers					Other Ranks					Total					Percentages
		2012	2013	2014	2015	2016	2012	2013	2014	2015	2016	2012	2013	2014	2015	2016	
Tri-Service	Single (never married or formed a civil partnership)	11	11	11	10	10	25 **	23	22	23	21	23 **	21	20	21	19	
	Long term/established relationship (but not married or in a civil partnership)	14 **	12	12	13	12	22	22	23	23	24	21	21	21	22	22	
	Married/in a civil partnership	70 **	72	71	71	73	45	48	47	47	48	49 **	52	51	51	52	
	Separated but still legally married/in a civil partnership	2	2	2	2	2	4	3	3	3	3	3	3	3	3	3	
	Divorced/Formerly in a civil partnership which is now legally dissolved	3	3	3	3	3	3	3	2	2	3	3	3	3	2	2	
	Widowed/The surviving partner from a civil partnership	0	0	0	0	0	0	0	0	0	0	0	0	0	0	0	
	Prefer not to say	0	0	0	0	0	1	1	2	1	1	1	1	1	1	1	
<i>Unweighted count</i>		3 299					8 696					11 995					
Royal Navy	Single/never married	10	9	10	8	8	25 **	23	22	20	21	22 **	20	20	17	18	
	Long term/established relationship (but not married or in a civil partnership)	13	12	14	15	12	26	29	28	29	29	24	25	25	26	25	
	Married/in a civil partnership	71	74	70	72	74	41	43	42	45	44	48 **	50	49	51	51	
	Separated but still legally married/in a civil partnership	2	1	2	2	2	3	2	3	2	2	3	2	3	2	2	
	Divorced/Formerly in a civil partnership which is now legally dissolved	3	3	3	3	3	3	3	3	3	3	3	3	3	3	3	
	Widowed/The surviving partner from a civil partnership	1	0	0	0	0	0	0	0	0	0	0	0	0	0	0	
	Prefer not to say	0	0	0	0	0	1	1	1	0	1	1	1	1	0	1	
<i>Unweighted count</i>		940					1 674					2 614					
Royal Marines	Single/never married	12	12	11	12	9	31 **	26	28 **	28	26	29 **	24	26 **	26 **	24	
	Long term/established relationship (but not married or in a civil partnership)	16	17	17	18	16	30 **	33	31	31	33	28 **	31	30	30	31	
	Married/in a civil partnership	66	67	67	66	68	34	36	34	36	36	38	39	38	39	40	
	Separated but still legally married/in a civil partnership	2	2	2	1	1	2	2	2	2	2	2	2	2	2	2	
	Divorced/Formerly in a civil partnership which is now legally dissolved	3	3	3	2	3	2	2	2	2	2	2	2	2	2	2	
	Widowed/The surviving partner from a civil partnership	0	0	0	0	1	0	0	0	0	..	0	0	0	0	0	
	Prefer not to say	1	0	0	..	1	1	2	2	1	1	1	1	2	1	1	
<i>Unweighted count</i>		295					2 547					2 842					
Army	Single/never married	13	12	12	12	11	27 **	24	23	26	23	25 **	22	22	24	21	
	Long term/established relationship (but not married or in a civil partnership)	13	12	12	12	11	21	20	22	22	23	20	18	20	20	21	
	Married/in a civil partnership	69	72	71	71	73	44	49	47	46	48	48 **	52	51	50	51	
	Separated but still legally married/in a civil partnership	2	2	2	2	2	4	4	3	3	3	3	4	3	3	3	
	Divorced/Formerly in a civil partnership which is now legally dissolved	1	2	2	3	3	2	2	2	2	2	2	2	2	2	2	
	Widowed/The surviving partner from a civil partnership	0	0	0	0	0	0	0	0	0	0	0	0	0	0	0	
	Prefer not to say	0	0	0	0	1	1	1	2	1	1	1	1	2	1	1	
<i>Unweighted count</i>		1 185					2 635					3 820					
RAF	Single/never married	8	9	10	9	9	17	18	18	15	16	15	16	16	14	14	
	Long term/established relationship (but not married or in a civil partnership)	15	14	11	13	12	21	23	21	23	24	19	21	19	21	21	
	Married/in a civil partnership	70	71	73	72	74	54	52	53	54	54	58	56	57	58	58	
	Separated but still legally married/in a civil partnership	2	3	2	2	3	4	2	3	3	3	3	3	3	3	3	
	Divorced/Formerly in a civil partnership which is now legally dissolved	4 **	3	4	3	2	3	3	3	4	3	3	3	3	3	3	
	Widowed/The surviving partner from a civil partnership	0	0	0	0	0	0	0	0	0	0	0	0	0	0	0	
	Prefer not to say	0	0	0	0	1	1	1	1	1	1	1	1	1	0	1	
<i>Unweighted count</i>		879					1 840					2 719					

** denotes the estimate is significantly different to the 2016 estimate (99% confidence level).

"prefer not to say" option added in 2010

AFCAS 2016 Section 21 - Family Life

Source: Defence Statistics (Surveys)

Table B21.2 What is your spouse/partner's current employment situation?

		Officers					Other Ranks					Total					Percentages
		2012	2013	2014	2015	2016	2012	2013	2014	2015	2016	2012	2013	2014	2015	2016	
Tri-Service	In the Armed Forces	13	12	12	13	11	11	10	11	10	10	12 **	11	12 **	11	10	
	In full-time employment/self-employment (other than Armed Forces)	38 **	39 **	40 **	42	44	38 **	39 **	41 **	43	45	38 **	39 **	41 **	43	45	
	In part-time employment/self-employment	25	24	23	24	24	21	21	21	20 **	22	22	22	22	20	22	
	In voluntary (unpaid) employment	2	2	2	1	1	1	1	1	1	1	1	1	1	1	1	
	Not employed (for any reason)	20	21 **	21	18	18	24 **	23 **	21	21	19	23 **	23 **	21 **	21	19	
	In full-time or part-time education	3	2	2	2	2	5	5 **	4	5 **	3	4 **	4 **	3	4 **	3	
	<i>Unweighted count</i>					2 798					6 376					9 174	
Royal Navy	In the Armed Forces	11	12	13	12	11	13	13	14	13	13	13	13	14	12	12	
	In full-time employment/self-employment (other than Armed Forces)	38	40	40	42	42	42 **	46	46	47	48	41 **	44	44	46	46	
	In part-time employment/self-employment	29	26	26	26	28	22	21	23	20	23	24	23	23	22	24	
	In voluntary (unpaid) employment	3	1	1	2	2	1	1	0	1	1	2 **	1	1	1	1	
	Not employed	17	18	19	17	15	17 **	14	13	16	13	17 **	15	15	16	13	
	In full-time or part-time education	3	2	2	2	2	5	5	4	4	3	4	4	4	4	3	
	<i>Unweighted count</i>					812					1 273					2 085	
Royal Marines	In the Armed Forces	7	6	6	6	5	5	7	6	6	6	6	7	6	6	6	
	In full-time employment/self-employment (other than Armed Forces)	38 **	43	47	45	48	47 **	50	52	51	52	46 **	49	51	51	52	
	In part-time employment/self-employment	28	29	23	25	30	23	21	23	22	21	24	22	23	22	22	
	In voluntary (unpaid) employment	1	1	1	1	1	1	1	1	1	1	1	1	1	1	1	
	Not employed	24 **	20	20	20	15	15	15	14	15	14	17	16	14	15	14	
	In full-time or part-time education	3	2	3	3	2	8 **	6	5	5	6	7 **	6	5	4	5	
	<i>Unweighted count</i>					244					1 745					1 989	
Army	In the Armed Forces	12 **	9	9	10	8	10	9	10	8	8	10	9	10	9	8	
	In full-time employment/self-employment (other than Armed Forces)	38 **	40	42	45	45	34 **	35 **	39	40	42	35 **	36 **	39	41	43	
	In part-time employment/self-employment	24	24	22	22	23	22	21	21	20	22	22	22	21	20	22	
	In voluntary (unpaid) employment	2	2	2	1	2	1	1	1	1	1	1	1	2	1	1	
	Not employed	22	24	22	19	21	29 **	28	26	25	23	27 **	27 **	25	24	23	
	In full-time or part-time education	3	2	2	3	2	5	6	3	6 **	3	4	5	3	6 **	3	
	<i>Unweighted count</i>					990					1 894					2 884	
RAF	In the Armed Forces	18	19	18	18	18	15	13	15 **	13	12	15	14	16 **	14	13	
	In full-time employment/self-employment (other than Armed Forces)	36 **	36 **	37	39	43	43 **	45	44	48	49	41 **	43 **	42 **	46	48	
	In part-time employment/self-employment	22	22	21	25	23	21	21	21	18 **	22	21	21	21	20	22	
	In voluntary (unpaid) employment	2	2	1	1	1	1	1	0	1	0	1	1	1	1	0	
	Not employed	19 **	19 **	20 **	17	14	18 **	18 **	16	17	14	18 **	18 **	17	17	14	
	In full-time or part-time education	2	2	2	1	2	4	3	3	3	2	3	3	3	2	2	
	<i>Unweighted count</i>					752					1 464					2 216	

** denotes the estimate is significantly different to the 2016 estimate (99% confidence level).

(1) filtered by those who are married/in a long-term relationship [A247 refers]. (2) minor wording change in 2011 to option 4. (3) wording change in 2012 to options 2 & 3 i.e. self-employment added.

AFCAS 2016 Section 21 - Family Life

Source: Defence Statistics (Surveys)

Table B21.3 Do you have any children whom you support financially?

		Officers					Other Ranks					Total					Percentages
		2012	2013	2014	2015	2016	2012	2013	2014	2015	2016	2012	2013	2014	2015	2016	
Tri-Service	Yes	57 **	59	58	60	60	47	49	48	49	49	49	50	50	51	51	
	No	43 **	41	42	40	40	53	51	52	51	51	51	50	50	49	49	
	<i>Unweighted count</i>					3 319					8 725					12 044	
Royal Navy	Yes	61	60	58	60	62	45	47	47	47	45	48	50	49	50	49	
	No	39	40	42	40	38	55	53	53	53	55	52	50	51	50	51	
	<i>Unweighted count</i>					947					1 683					2 630	
Royal Marines	Yes	59	58	59	56	60	37	39	39	41	39	39	41	41	42	41	
	No	41	42	41	44	40	63	61	61	59	61	61	59	59	58	59	
	<i>Unweighted count</i>					297					2 552					2 849	
Army	Yes	55 **	58	59	60	61	47	51	49	49	49	48	52	50	50	51	
	No	45 **	42	41	40	39	53	49	51	51	51	52	48	50	50	49	
	<i>Unweighted count</i>					1 192					2 644					3 836	
RAF	Yes	56	60	58	60	58	50	47	48	51	51	51	50	50	53	53	
	No	44	40	42	40	42	50	53	52	49	49	49	50	50	47	47	
	<i>Unweighted count</i>					883					1 846					2 729	

** denotes the estimate is significantly different to the 2016 estimate (99% confidence level).

AFCAS 2016 Section 21 - Family Life

Source: Defence Statistics (Surveys)

Table B21.4 If you have any children whom you support financially, how many children do you have UNDER 5 YEARS...

		Officers					Other Ranks					Total					Percentages
		2012	2013	2014	2015	2016	2012	2013	2014	2015	2016	2012	2013	2014	2015	2016	
Tri-Service	0 children	79 **	77	79 **	77	76	73	71	72	71	71	74	72	73	72	72	
	1 child	15	15	15	15	16	20	21	20	20	20	19	20	19	20	19	
	2 children	6 **	7	6 **	7	8	7	7	7	8	8	7	7	7	8	8	
	3 children	1	1	0	0 **	1	1	1	1	1	1	1	1	1	1	1	
	4 or more children	0	0	0	0	0	0	0	0	0	0	0	0	0	
	<i>Unweighted count</i>					3 297					8 571					11 868	
Royal Navy	0 children	78	78	78	75	77	77	76	76	74	76	77	76	76	74	76	
	1 child	15	14	15	17	16	17	18	18	19	17	17	17	17	19	17	
	2 children	6	7	6	7	7	5	6	6	7	7	6	6	6	7	7	
	3 children	1	1	0	0	0	0	0	0	0	0	1	0	0	0	0	
	4 or more children	..	0	0	0	0	0	0	0	0	0	0	0	
	<i>Unweighted count</i>					943					1 668					2 611	
Royal Marines	0 children	74	77	79	80	79	77	76	76	74	76	77	76	76	75	76	
	1 child	18	15	13	14	15	15	17	18	19	17	16	17	18	18	17	
	2 children	8	6	8	6	6	7	6	5 **	6	7	7	6	5 **	6	7	
	3 children	..	1	0	1	..	0	0	1	0	0	0	1	1	1	0	
	4 or more children	0	..	0	0	0	0	..	0	0	0	0	
	<i>Unweighted count</i>					292					2 498					2 790	
Army	0 children	79	78	79	80	76	71	67	70	70	69	72	69	71	71	70	
	1 child	15	15	14	13	14	21	23	22	21	21	20	22	20	20	20	
	2 children	5 **	6	6	7	9	7	9	8	8	8	7	8	8	8	8	
	3 children	1	1	1	..	1	1	1	1	1	1	1	1	1	1	1	
	4 or more children	0	0	0	0	..	0	0	0	0	..	0	
	<i>Unweighted count</i>					1 183					2 574					3 757	
RAF	0 children	79 **	75	78	74	74	74	76	75	72	73	75	76	76	73	73	
	1 child	15	18	15	18	17	19	18	18	20	20	18	18	18	19	19	
	2 children	6	7	6	7	8	6	6	6	8	6	6	6	6	8	7	
	3 children	0	0	0	1	1	0	0	0	0	1	0	0	0	0	1	
	4 or more children	0	0	..	0	..	0	0	..	0	..	0	
	<i>Unweighted count</i>					879					1 831					2 710	

** denotes the estimate is significantly different to the 2016 estimate (99% confidence level).

(1) although this question is filtered in the questionnaire, for the purposes of reporting the whole population is used rather than just those who support children financially. (2) minor wording change in 2012.

AFCAS 2016 Section 21 - Family Life

Source: Defence Statistics (Surveys)

Table B21.5 If you have any children whom you support financially, how many children do you have BETWEEN 5 AND 17 YEARS...

		Officers					Other Ranks					Total					Percentages	
		2012	2013	2014	2015	2016	2012	2013	2014	2015	2016	2012	2013	2014	2015	2016		
Tri-Service	0 children	61	62	71	71	69	69		
	1 child	17	16	16	15	16	15		
	2 children	17	18	10	11	12	12		
	3 children	4	3	2	3	2	3		
	4 or more children	1	1	1	1	1	1		
	<i>Unweighted count</i>						3 297						8 571					
Royal Navy	0 children	62	60	72	72	69	69		
	1 child	17	17	16	15	16	16		
	2 children	17	19	10	10	12	12		
	3 children	3	3	2	3	2	3		
	4 or more children	1	1	0	1	0	1		
	<i>Unweighted count</i>						943						1 668					
Royal Marines	0 children	60	59	79	79	77	77		
	1 child	17	14	11	11	12	11		
	2 children	17	21	8	8	9	9		
	3 children	5	5	2	1	2	2		
	4 or more children	1	1	1	1	1	1		
	<i>Unweighted count</i>						292						2 498					
Army	0 children	60	62	71	71	69	69		
	1 child	17	15	16	15	16	15		
	2 children	18	18	10	10	12	11		
	3 children	5	4	2	3	3	3		
	4 or more children	0	1	1	1	1	1		
	<i>Unweighted count</i>						1 183						2 574					
RAF	0 children	63	66	70	69	68	68		
	1 child	18	15	16	15	17	15		
	2 children	15	15	11	13	12	14		
	3 children	3	3	2	2	2	2		
	4 or more children	0	1	1	1	1	1		
	<i>Unweighted count</i>						879						1 831					

** denotes the estimate is significantly different to the 2016 estimate (99% confidence level).

(1) new question in 2015. (2) although this question is filtered in the questionnaire, for the purposes of reporting the whole population is used rather than just those who support children financially.

AFCAS 2016 Section 21 - Family Life

Source: Defence Statistics (Surveys)

Table B21.6 If you have any children whom you support financially, how many children do you have 18 YEARS AND OVER...

		Officers					Other Ranks					Total					Percentages
		2012	2013	2014	2015	2016	2012	2013	2014	2015	2016	2012	2013	2014	2015	2016	
Tri-Service	0 children	85	86	95	95	93	94	
	1 child	9	8	3	3	4	4	
	2 children	5	4	1	1	2	2	
	3 children	1	1	0	0	0	0	
	4 or more children	0	0	0	0	0	0	
	<i>Unweighted count</i>					3 297					8 571					11 868	
Royal Navy	0 children	86	86	94	94	92	92	
	1 child	8	8	4	4	5	5	
	2 children	4	5	2	2	2	3	
	3 children	1	1	0	0	0	1	
	4 or more children	0	0	0	0	0	0	
	<i>Unweighted count</i>					943					1 668					2 611	
Royal Marines	0 children	91	88	96	97	96	96	
	1 child	6	8	3	2	3	3	
	2 children	3	4	1	1	1	1	
	3 children	0	1	0	0	0	0	
	4 or more children	
	<i>Unweighted count</i>					292					2 498					2 790	
Army	0 children	84	85	96	96	94	95	
	1 child	10	9	3	2	4	3	
	2 children	5	5	1	1	2	2	
	3 children	1	1	0	0	0	0	
	4 or more children	0	0	0	0	0	0	
	<i>Unweighted count</i>					1 183					2 574					3 757	
RAF	0 children	86	88	93	93	92	92	
	1 child	7	7	4	4	5	5	
	2 children	6 **	3	2	2	3	2	
	3 children	1	2	0	0	0	1	
	4 or more children	0	0	0	0	0	0	
	<i>Unweighted count</i>					879					1 831					2 710	

** denotes the estimate is significantly different to the 2016 estimate (99% confidence level).

(1) new question in 2015. (2) although this question is filtered in the questionnaire, for the purposes of reporting the whole population is used rather than just those who support children financially.

AFCAS 2016 Section 21 - Family Life

Source: Defence Statistics (Surveys)

Table B21.7 Do any of your children live with you?

		Officers					Other Ranks					Total					Percentages
		2012	2013	2014	2015	2016	2012	2013	2014	2015	2016	2012	2013	2014	2015	2016	
Tri-Service	Yes	80	80	81	79 **	83	75	76	76	77	77	76 **	76	77	77	79	
	Shared access	1	1	1	1	1	3	2	2	2	2	2	2	2	2	2	
	Weekends / holidays only	11	12	12	12	9	8	8	8	8	8	9	9	9	9	9	
	No	7	7	6	7	6	14	13	13	12	12	13 **	12	12	11	10	
	N/A	0	0	0	0	0	1	1	1	1	1	1	1	1	1	1	
	<i>Unweighted count</i>					1 999					4 431					6 430	
Royal Navy	Yes	81	80	82	82	82	75	78	77	81	79	77	78	78	81	80	
	Shared access	1	1	2	3	2	3	3	3	2	3	2	3	2	3	2	
	Weekends / holidays only	11	10	10	10	10	9	9	9	8	9	10	9	10	9	9	
	No	5	8	5	5	5	12 **	9	10	8	8	10 **	9	9	7	7	
	N/A	0	1	1	0	0	1	1	0	1	1	1	1	0	1	1	
	<i>Unweighted count</i>					596					882					1 478	
Royal Marines	Yes	78	78	76	82	80	73	73 **	72 **	76	77	74	74 **	73 **	77	78	
	Shared access	0	1	0	1	1	3	2	3	2	3	2	2	3	2	2	
	Weekends / holidays only	13	9	14	13	12	8	9	10	8	8	9	9	11 **	9	8	
	No	8	10	8	5	7	15 **	14	13	13	11	14 **	13 **	12	11	10	
	N/A	0	0	1	1	1	1	1	1	1	1	1	1	1	1	1	
	<i>Unweighted count</i>					170					1 022					1 192	
Army	Yes	81	79	81	77	82	72	74	75	75	76	74	75	76	75	77	
	Shared access	1	1	2	1	2	3	2	2	2	2	2	2	2	2	2	
	Weekends / holidays only	11	14	12	13	9	9	8	8	8	8	9	9	8	9	8	
	No	7	7	5	9	7	16	15	15	14	14	14	14	14	13	12	
	N/A	0	0	0	0	0	0	1	1	1	1	0	0	1	1	1	
	<i>Unweighted count</i>					736					1 474					2 210	
RAF	Yes	78 **	81	81	81	86	80	79	78	79	80	79	79	79	79	82	
	Shared access	2	2	1	2	1	3	2	2	2	2	2	2	2	2	2	
	Weekends / holidays only	11	9	12	11	9	7	8	10	9	8	8	9	10	10	8	
	No	9 **	7 **	6	5	4	9	10	10	9	8	9	9	9	8	7	
	N/A	0	0	0	1	0	1	1	1	1	1	1	0	0	1	1	
	<i>Unweighted count</i>					497					1 053					1 550	

** denotes the estimate is significantly different to the 2016 estimate (99% confidence level).

(1) significance tests not possible where: a) RN/RM/RAF options different for 2007-2008, b) Army options differ for 2007-2009. (2) filtered by those who support any children financially [A253 refers].

AFCAS 2016 Section 21 - Family Life

Source: Defence Statistics (Surveys)

Table B21.8 If you have a child or children living with you, do you consider yourself to be a lone/single parent?

		Officers					Other Ranks					Total					Percentages	
		2012	2013	2014	2015	2016	2012	2013	2014	2015	2016	2012	2013	2014	2015	2016		
Tri-Service	Yes	3	3	3	3	3	4	5	6	7	6	4	5	5	6	5		
	No	93	94	94	92	92	89	89	88	83	83	90	91	89	85	85		
	N/A	4	3	3	5	5	6	5	6	10	11	6	4	5	9	9		
	<i>Unweighted count</i>						1 672						3 536					
Royal Navy	Yes	3	4	2	2	3	4	5	7	5	5	4	5	5	4	4		
	No	93	94	95	95	92	90 **	89 **	86	87	84	91 **	90 **	88	89	86		
	N/A	4	2 **	3	3	6	6 **	6 **	7 **	8	11	5 **	5 **	6 **	7	10		
	<i>Unweighted count</i>						500						722					
Royal Marines	Yes	2	2	3	1	3	3	4	4	3	3	3	4	4	3	3		
	No	94	95	94	96	94	89	90	91	88	88	90	91	91	89	89		
	N/A	4	3	3	3	3	8	5 **	5 **	9	9	7	5 **	5 **	8	8		
	<i>Unweighted count</i>						134						815					
Army	Yes	3	3	7	7	7	6		
	No	90	91	81	82	83	84		
	N/A	6	6	11	11	10	10		
	<i>Unweighted count</i>						609						1 130					
RAF	Yes	3	3	4	4	4	5	6	6	7	5	5	5	5	6	5		
	No	94	94	93	92	93	89	90	88	84	86	90	91	90	86	88		
	N/A	4	3	2	4	3	6	4 **	6	9	9	5	4 **	5	7	7		
	<i>Unweighted count</i>						429						869					

** denotes the estimate is significantly different to the 2016 estimate (99% confidence level).

(1) not asked prior to 2009. (2) not asked of Army prior to 2015. (3) filtered by those who indicated that their children live with them or that they have shared access [A260 refers].

AFCAS 2016 Section 21 - Family Life

Source: Defence Statistics (Surveys)

Table B21.9 If you require childcare, how satisfied are you with the locally provided childcare facilities?

												Percentages						
		Officers					Other Ranks					Total						
		2012	2013	2014	2015	2016	2012	2013	2014	2015	2016	2012	2013	2014	2015	2016		
Tri-Service	Satisfied	53	59	40 **	48	43 **	50		
	Neutral	23	20	28	25	27	24		
	Dissatisfied	24	21	32	28	30	26		
	<i>Unweighted count</i>						840						2 009					
Royal Navy	Satisfied	64	63	47	52	51	55		
	Neutral	19	18	27	27	25	25		
	Dissatisfied	17	18	26	22	24	21		
	<i>Unweighted count</i>						236						407					
Royal Marines	Satisfied	44	55	39	46	40 **	47		
	Neutral	22	24	31	28	30	28		
	Dissatisfied	34	21	30	25	30	25		
	<i>Unweighted count</i>						63						477					
Army	Satisfied	45 **	58	34 **	44	36 **	46		
	Neutral	26	22	31	26	30	25		
	Dissatisfied	29	19	35	30	34	29		
	<i>Unweighted count</i>						302						673					
RAF	Satisfied	56	56	51	56	52	56		
	Neutral	22	18	20	19	21	19		
	Dissatisfied	22	26	29	25	27	25		
	<i>Unweighted count</i>						239						452					

** denotes the estimate is significantly different to the 2016 estimate (99% confidence level).

(1) new question in 2015. (2) filtered by those who indicated that their children live with them or that they have shared access [A260 refers]. (2) n/a option excluded from the analysis.

AFCAS 2016 Section 21 - Family Life

Source: Defence Statistics (Surveys)

Table B21.10 Do you have caring responsibilities for infirm or elderly adults?

		Officers					Other Ranks					Total						
		2012	2013	2014	2015	2016	2012	2013	2014	2015	2016	2012	2013	2014	2015	2016		
Tri-Service	Yes	4	4	4	4	5	4 **	5	5 **	6	6	4 **	5	5 **	6	6		
	No	96	96	96	96	95	96 **	95	95 **	94	94	96 **	95	95 **	94	94		
	<i>Unweighted count</i>						3 286						8 605					
Royal Navy	Yes	5	3 **	4	4	6	3	3	4	4	5	3 **	3 **	4	4	5		
	No	95	97 **	96	96	94	97	97	96	96	95	97 **	97 **	96	96	95		
	<i>Unweighted count</i>						937						1 665					
Royal Marines	Yes	3	3	5	4	4	3	3	3	3	3	3	3	3	3	3		
	No	97	97	95	96	96	97	97	97	97	97	97	97	97	97	97		
	<i>Unweighted count</i>						294						2 503					
Army	Yes	5	5	3	4	5	5 **	7	6 **	8	8	5 **	6	6 **	7	8		
	No	95	95	97	96	95	95 **	93	94 **	92	92	95 **	94	94 **	93	92		
	<i>Unweighted count</i>						1 176						2 608					
RAF	Yes	4	4	5	5	5	3	3	2	3	3	3	3	3	3	4		
	No	96	96	95	95	95	97	97	98	97	97	97	97	97	97	96		
	<i>Unweighted count</i>						879						1 829					

** denotes the estimate is significantly different to the 2016 estimate (99% confidence level).

not asked prior to 2010

AFCAS 2016 Section 21 - Family Life

Source: Defence Statistics (Surveys)

Table B21.11 If you have been declined credit in the last 12 months, what was the reason for this?

		Officers					Other Ranks					Total					Percentages
		2012	2013	2014	2015	2016	2012	2013	2014	2015	2016	2012	2013	2014	2015	2016	
Tri-Service	Failed credit check	8	8	20	17	19	17	
	Lack of UK credit history	10	11	11	11	11	11	
	Too many address moves	39	41	19	20	21	22	
	Don't know	15	14	28	28	27	27	
	Prefer not to say	8	7	14	16	13	15	
	Other	19	19	8	9	9	9	
	<i>Unweighted count</i>					522					2 899					3 421	
Royal Navy	Failed credit check	10	10	24	18	23	17	
	Lack of UK credit history	6	12	6	7	6	8	
	Too many address moves	25	30	13	13	15	15	
	Don't know	23	15	28	28	27	27	
	Prefer not to say	14	9	17	17	17	16	
	Other	23	23	11	15	13	16	
	<i>Unweighted count</i>					124					469					593	
Royal Marines	Failed credit check	22	12	22	18	22	18	
	Lack of UK credit history	10	6	8	7	9	7	
	Too many address moves	22	31	15	15	15	16	
	Don't know	27	13	28 **	34	28 **	33	
	Prefer not to say	5	13	20	18	19	18	
	Other	14	25	7	7	7	8	
	<i>Unweighted count</i>					32					788					820	
Army	Failed credit check	6	8	18	17	17	16	
	Lack of UK credit history	14	13	13	13	13	13	
	Too many address moves	44	42	19	19	21	21	
	Don't know	16	14	29	28	28	27	
	Prefer not to say	5	6	13	15	13	15	
	Other	16	17	7	7	8	8	
	<i>Unweighted count</i>					231					1 159					1 390	
RAF	Failed credit check	10	9	22	18	20	17	
	Lack of UK credit history	6	5	8	5	8	5	
	Too many address moves	40	46	26	28	28	31	
	Don't know	9	13	21	25	19	23	
	Prefer not to say	11	9	11	14	11	13	
	Other	25	19	11	10	13	11	
	<i>Unweighted count</i>					135					483					618	

** denotes the estimate is significantly different to the 2016 estimate (99% confidence level).

similar to A546 prior to 2015 but substantial wording change required new question.

AFCAS 2016 Section 21 - Family Life

Source: Defence Statistics (Surveys)

Table B21.12 Do you currently have personal debt levels that concern you?

		Officers					Other Ranks					Total				
		2012	2013	2014	2015	2016	2012	2013	2014	2015	2016	2012	2013	2014	2015	2016
Tri-Service	Yes	7	6	12	11	11	10
	No	93	94	88	89	89	90
	<i>Unweighted count</i>					3 302					8 649					11 951
Royal Navy	Yes	7	7	10	9	10	9
	No	93	93	90	91	90	91
	<i>Unweighted count</i>					943					1 675					2 618
Royal Marines	Yes	8	7	14	12	13	12
	No	92	93	86	88	87	88
	<i>Unweighted count</i>					295					2 519					2 814
Army	Yes	7	6	13	12	12	11
	No	93	94	87	88	88	89
	<i>Unweighted count</i>					1 186					2 613					3 799
RAF	Yes	6	6	9	11	8	10
	No	94	94	91	89	92	90
	<i>Unweighted count</i>					878					1 842					2 720

** denotes the estimate is significantly different to the 2016 estimate (99% confidence level).

new question in 2015

AFCAS 2016 Section 21 - Family Life

Source: Defence Statistics (Surveys)

Table B21.1 What is your current personal status?

		Officers: Margin of error +/-%					Other Ranks: Margin of error +/-%					Total: Margin of error +/-%				
		2012	2013	2014	2015	2016	2012	2013	2014	2015	2016	2012	2013	2014	2015	2016
Tri-Service	Single (never married or formed a civil partnership)	1.4	1.5	1.4	1.5	1.4	1.9	2.1	1.6	1.9	1.5	1.6	1.8	1.3	1.6	1.2
	Long term/established relationship (but not married or in a civil partnership)	1.5	1.5	1.5	1.6	1.4	1.8	2.0	1.6	1.9	1.5	1.5	1.7	1.3	1.6	1.3
	Married/in a civil partnership	1.9	2.0	2.0	2.1	1.9	2.0	2.2	1.7	1.9	1.6	1.7	1.8	1.5	1.6	1.3
	Separated but still legally married/in a civil partnership	0.6	0.6	0.7	0.6	0.7	0.7	0.9	0.6	0.7	0.6	0.6	0.7	0.5	0.6	0.5
	Divorced/Formerly in a civil partnership which is now legally dissolved	0.7	0.7	0.7	0.8	0.7	0.5	0.5	0.5	0.5	0.5	0.4	0.5	0.4	0.4	0.4
	Widowed/The surviving partner from a civil partnership	0.2	0.2	0.2	0.2	0.2	0.1	0.1	0.1	0.1	0.2	0.1	0.1	0.1	0.1	0.2
	Prefer not to say	0.3	0.3	0.3	0.3	0.3	0.5	0.5	0.6	0.4	0.4	0.4	0.4	0.5	0.4	0.4
	<i>Unweighted count</i>															
Royal Navy	Single/never married	2.0	2.2	2.3	2.2	2.2	2.3	2.2	2.1	2.7	2.6	1.9	1.8	1.7	2.1	2.1
	Long term/established relationship (but not married or in a civil partnership)	2.3	2.4	2.5	2.8	2.5	2.4	2.3	2.3	3.0	2.9	2.0	1.9	1.9	2.4	2.3
	Married/in a civil partnership	3.0	3.2	3.2	3.4	3.2	2.4	2.3	2.3	2.9	2.7	2.0	1.9	1.9	2.4	2.2
	Separated but still legally married/in a civil partnership	1.0	0.9	1.1	1.0	1.0	0.8	0.7	0.8	0.9	0.9	0.7	0.6	0.7	0.8	0.7
	Divorced/Formerly in a civil partnership which is now legally dissolved	1.2	1.3	1.3	1.3	1.3	0.8	0.8	0.8	1.1	0.9	0.7	0.7	0.7	0.9	0.8
	Widowed/The surviving partner from a civil partnership	0.5	0.3	0.4	0.4	0.4	0.1	0.1	0.2	0.2	0.3	0.1	0.1	0.1	0.2	0.2
	Prefer not to say	0.4	0.2	..	0.5	0.4	0.6	0.5	0.6	0.5	0.6	0.5	0.4	0.5	0.4	0.5
	<i>Unweighted count</i>															
Royal Marines	Single/never married	3.4	3.8	2.7	3.4	3.2	2.1	1.9	1.6	1.9	1.6	1.9	1.8	1.5	1.7	1.5
	Long term/established relationship (but not married or in a civil partnership)	3.8	4.3	3.2	4.0	3.9	2.1	2.1	1.7	2.0	1.8	2.0	1.9	1.6	1.8	1.7
	Married/in a civil partnership	4.5	4.9	3.8	4.6	4.9	2.0	1.8	1.5	1.8	1.6	1.9	1.7	1.4	1.7	1.5
	Separated but still legally married/in a civil partnership	1.4	1.1	1.3	1.2	1.3	0.6	0.6	0.5	0.5	0.5	0.6	0.5	0.5	0.5	0.5
	Divorced/Formerly in a civil partnership which is now legally dissolved	1.9	1.8	1.5	1.7	2.0	0.6	0.6	0.4	0.5	0.4	0.6	0.6	0.4	0.5	0.4
	Widowed/The surviving partner from a civil partnership	0.6	..	0.5	0.6	1.2	0.2	0.1	0.1	0.1	..	0.2	0.1	0.1	0.1	0.1
	Prefer not to say	0.8	1.2	0.6	0.6	0.5	0.5	0.4	0.5	0.5	0.4	0.4	0.4
	<i>Unweighted count</i>															
Army	Single/never married	2.5	2.6	2.4	2.6	2.3	3.1	3.4	2.5	3.1	2.2	2.7	2.9	2.1	2.7	1.9
	Long term/established relationship (but not married or in a civil partnership)	2.5	2.6	2.4	2.7	2.3	2.9	3.1	2.4	2.9	2.2	2.5	2.7	2.1	2.5	1.9
	Married/in a civil partnership	3.2	3.5	3.3	3.5	3.1	3.1	3.4	2.6	3.0	2.4	2.7	3.0	2.3	2.6	2.1
	Separated but still legally married/in a civil partnership	1.0	1.0	1.1	1.1	1.1	1.2	1.4	0.9	1.1	0.9	1.0	1.2	0.8	1.0	0.8
	Divorced/Formerly in a civil partnership which is now legally dissolved	0.9	1.2	1.1	1.3	1.2	0.8	0.8	0.7	0.7	0.6	0.7	0.7	0.6	0.6	0.6
	Widowed/The surviving partner from a civil partnership	0.2	0.4	0.4	0.4	0.2	0.1	0.2	0.2	0.1	0.3	0.1	0.2	0.1	0.1	0.2
	Prefer not to say	0.5	0.5	0.5	0.5	0.5	0.8	0.8	0.9	0.7	0.7	0.7	0.7	0.8	0.6	0.6
	<i>Unweighted count</i>															
RAF	Single/never married	2.0	2.2	2.4	2.2	2.3	2.1	2.3	2.4	2.2	2.4	1.7	1.9	2.0	1.8	1.9
	Long term/established relationship (but not married or in a civil partnership)	2.6	2.5	2.4	2.6	2.5	2.2	2.5	2.6	2.5	2.7	1.8	2.0	2.1	2.1	2.2
	Married/in a civil partnership	3.3	3.3	3.4	3.3	3.5	2.4	2.7	2.8	2.8	2.8	2.0	2.2	2.3	2.3	2.3
	Separated but still legally married/in a civil partnership	1.1	1.2	1.1	1.1	1.3	1.0	0.8	1.0	1.0	1.0	0.8	0.7	0.8	0.8	0.8
	Divorced/Formerly in a civil partnership which is now legally dissolved	1.5	1.2	1.4	1.2	1.1	0.8	0.9	1.0	1.0	1.0	0.7	0.8	0.8	0.8	0.8
	Widowed/The surviving partner from a civil partnership	0.4	0.2	0.4	0.2	0.5	0.2	0.2	0.2	0.2	0.1	0.2	0.1	0.2	0.2	0.1
	Prefer not to say	0.3	0.5	0.4	0.4	0.6	0.4	0.5	0.7	0.4	0.6	0.4	0.4	0.5	0.4	0.5
	<i>Unweighted count</i>															

Key

Margin of error less than 3%

Margin of error 3% - 5%

Margin of error 5% +

Margin of error is half the width of a 99% confidence interval. Darker colours indicate a greater degree of uncertainty in the estimate.

AFCAS 2016 Section 21 - Family Life

Source: Defence Statistics (Surveys)

Table B21.2 What is your spouse/partner's current employment situation?

		Officers: Margin of error +/-%					Other Ranks: Margin of error +/-%					Total: Margin of error +/-%				
		2012	2013	2014	2015	2016	2012	2013	2014	2015	2016	2012	2013	2014	2015	2016
Tri-Service	In the Armed Forces	1.6	1.6	1.6	1.7	1.5	1.5	1.6	1.3	1.4	1.2	1.3	1.3	1.1	1.2	1.0
	In full-time employment/self-employment (other than Armed Forces)	2.4	2.5	2.4	2.5	2.4	2.3	2.5	2.1	2.4	2.0	1.9	2.1	1.7	2.0	1.7
	In part-time employment/self-employment	2.1	2.2	2.0	2.1	2.1	2.0	2.1	1.7	1.8	1.6	1.6	1.7	1.4	1.5	1.4
	In voluntary (unpaid) employment	0.6	0.7	0.7	0.6	0.6	0.4	0.5	0.5	0.4	0.4	0.3	0.4	0.4	0.4	0.3
	Not employed (for any reason)	1.9	2.1	2.0	2.0	1.9	2.2	2.3	1.8	2.1	1.7	1.8	1.9	1.5	1.7	1.4
	In full-time or part-time education	0.8	0.7	0.8	0.8	0.6	1.2	1.4	0.9	1.3	0.8	0.9	1.1	0.7	1.1	0.6
	<i>Unweighted count</i>															
Royal Navy	In the Armed Forces	2.4	2.8	2.8	2.8	2.7	2.3	2.1	2.2	2.6	2.6	1.8	1.7	1.8	2.0	2.0
	In full-time employment/self-employment (other than Armed Forces)	3.7	4.1	4.1	4.3	4.1	3.2	3.1	3.1	3.8	3.7	2.6	2.5	2.5	3.0	2.9
	In part-time employment/self-employment	3.4	3.6	3.5	3.7	3.6	2.6	2.4	2.5	2.9	2.9	2.1	2.0	2.1	2.3	2.4
	In voluntary (unpaid) employment	1.2	0.8	0.8	1.1	1.1	0.8	0.6	0.4	0.7	0.5	0.7	0.5	0.3	0.6	0.5
	Not employed	2.9	3.2	3.2	3.2	3.0	2.4	2.1	2.1	2.8	2.4	2.0	1.8	1.8	2.2	1.9
	In full-time or part-time education	1.3	1.1	1.2	1.2	1.1	1.5	1.4	1.3	1.6	1.5	1.1	1.1	1.0	1.2	1.1
	<i>Unweighted count</i>															
Royal Marines	In the Armed Forces	3.2	2.9	2.4	3.0	3.0	1.5	1.5	1.2	1.4	1.3	1.4	1.4	1.1	1.3	1.2
	In full-time employment/self-employment (other than Armed Forces)	6.1	6.1	5.1	6.1	6.5	3.2	2.9	2.5	2.8	2.6	2.9	2.6	2.3	2.6	2.4
	In part-time employment/self-employment	5.5	5.5	4.3	5.5	6.1	2.6	2.2	2.0	2.2	2.1	2.4	2.1	1.8	2.1	2.0
	In voluntary (unpaid) employment	0.9	0.8	1.0	1.1	1.2	0.5	0.5	0.4	0.5	0.5	0.4	0.5	0.3	0.5	0.4
	Not employed	5.3	4.8	4.1	4.9	4.7	2.3	2.0	1.7	2.0	1.8	2.1	1.9	1.6	1.8	1.7
	In full-time or part-time education	2.3	1.9	1.8	2.1	1.7	1.7	1.5	1.2	1.3	1.3	1.5	1.3	1.1	1.1	1.1
	<i>Unweighted count</i>															
Army	In the Armed Forces	2.7	2.5	2.4	2.7	2.1	2.4	2.5	1.9	2.2	1.7	2.1	2.2	1.6	1.9	1.5
	In full-time employment/self-employment (other than Armed Forces)	4.0	4.3	4.0	4.3	4.0	3.8	4.0	3.2	3.8	3.1	3.2	3.4	2.8	3.2	2.6
	In part-time employment/self-employment	3.5	3.7	3.4	3.6	3.3	3.2	3.4	2.6	3.0	2.5	2.7	2.9	2.3	2.5	2.1
	In voluntary (unpaid) employment	1.0	1.2	1.2	1.0	1.0	0.6	0.8	0.8	0.7	0.7	0.5	0.7	0.7	0.6	0.6
	Not employed	3.3	3.7	3.3	3.4	3.2	3.7	3.8	2.9	3.4	2.6	3.1	3.2	2.5	2.9	2.2
	In full-time or part-time education	1.4	1.2	1.3	1.6	1.0	1.9	2.3	1.3	2.2	1.2	1.6	1.9	1.1	1.8	1.0
	<i>Unweighted count</i>															
RAF	In the Armed Forces	3.1	3.1	3.3	3.2	3.3	2.2	2.3	2.5	2.3	2.3	1.8	1.9	2.1	1.9	1.9
	In full-time employment/self-employment (other than Armed Forces)	3.9	3.9	4.2	4.0	4.4	3.0	3.3	3.4	3.3	3.5	2.5	2.7	2.8	2.7	2.8
	In part-time employment/self-employment	3.3	3.3	3.5	3.5	3.8	2.3	2.6	2.7	2.5	2.8	1.9	2.1	2.2	2.1	2.3
	In voluntary (unpaid) employment	1.1	1.0	1.0	0.9	0.8	0.5	0.5	0.4	0.5	0.4	0.5	0.5	0.4	0.5	0.4
	Not employed	3.2	3.2	3.4	3.1	3.2	2.3	2.5	2.6	2.5	2.4	1.9	2.0	2.1	2.0	2.0
	In full-time or part-time education	1.2	1.1	1.3	0.7	1.2	1.3	1.2	1.4	1.2	1.2	1.0	0.9	1.1	1.0	1.0
	<i>Unweighted count</i>															

Key
 Margin of error less than 3%
 Margin of error 3% - 5%
 Margin of error 5% +

Margin of error is half the width of a 99% confidence interval. Darker colours indicate a greater degree of uncertainty in the estimate.

Table B21.3 Do you have any children whom you support financially?

		Officers: Margin of error +/-%					Other Ranks: Margin of error +/-%					Total: Margin of error +/-%				
		2012	2013	2014	2015	2016	2012	2013	2014	2015	2016	2012	2013	2014	2015	2016
Tri-Service	Yes	2.1	2.2	2.1	2.2	2.1	2.0	2.3	1.7	2.0	1.6	1.7	1.9	1.5	1.7	1.4
	No	2.1	2.2	2.1	2.2	2.1	2.0	2.3	1.7	2.0	1.6	1.7	1.9	1.5	1.7	1.4
	<i>Unweighted count</i>															
Royal Navy	Yes	3.2	3.5	3.5	3.7	3.5	2.5	2.4	2.3	3.0	2.8	2.1	2.0	2.0	2.5	2.3
	No	3.2	3.5	3.5	3.7	3.5	2.5	2.4	2.3	3.0	2.8	2.1	2.0	2.0	2.5	2.3
	<i>Unweighted count</i>															
Royal Marines	Yes	4.8	5.0	3.8	4.9	4.9	2.0	1.9	1.6	1.9	1.7	1.9	1.8	1.5	1.8	1.6
	No	4.8	5.0	3.8	4.9	4.9	2.0	1.9	1.6	1.9	1.7	1.9	1.8	1.5	1.8	1.6
	<i>Unweighted count</i>															
Army	Yes	3.5	3.8	3.5	3.8	3.4	3.2	3.6	2.6	3.1	2.4	2.8	3.1	2.3	2.7	2.1
	No	3.5	3.8	3.5	3.8	3.4	3.2	3.6	2.6	3.1	2.4	2.8	3.1	2.3	2.7	2.1
	<i>Unweighted count</i>															
RAF	Yes	3.6	3.4	3.7	3.5	3.8	2.5	2.7	2.9	2.8	2.8	2.1	2.2	2.4	2.3	2.4
	No	3.6	3.4	3.7	3.5	3.8	2.5	2.7	2.9	2.8	2.8	2.1	2.2	2.4	2.3	2.4
	<i>Unweighted count</i>															

Key

	Margin of error less than 3%
	Margin of error 3% - 5%
	Margin of error 5% +

Margin of error is half the width of a 99% confidence interval. Darker colours indicate a greater degree of uncertainty in the estimate.

AFCAS 2016 Section 21 - Family Life

Source: Defence Statistics (Surveys)

Table B21.4 If you have any children whom you support financially, how many children do you have UNDER 5 YEARS...

		Officers: Margin of error +/-%					Other Ranks: Margin of error +/-%					Total: Margin of error +/-%				
		2012	2013	2014	2015	2016	2012	2013	2014	2015	2016	2012	2013	2014	2015	2016
Tri-Service	0 children	1.8	1.9	1.8	1.9	1.9	1.9	2.2	1.7	1.9	1.5	1.6	1.8	1.4	1.6	1.3
	1 child	1.6	1.7	1.6	1.6	1.6	1.7	2.0	1.5	1.6	1.4	1.4	1.7	1.2	1.4	1.2
	2 children	1.0	1.1	1.1	1.2	1.2	1.1	1.3	1.0	1.1	0.9	0.9	1.1	0.8	1.0	0.8
	3 children	0.3	0.4	0.3	0.2	0.4	0.3	0.5	0.3	0.4	0.3	0.3	0.4	0.3	0.4	0.3
	4 or more children	0.1	0.0	0.1	0.2	0.0	0.2	0.0	0.1	0.1	0.0	0.1	0.0	0.1
	<i>Unweighted count</i>															
Royal Navy	0 children	2.9	3.1	3.1	3.4	3.2	2.2	2.2	2.2	2.8	2.6	1.9	1.8	1.8	2.3	2.1
	1 child	2.5	2.6	2.7	3.0	2.8	2.0	2.0	2.0	2.5	2.2	1.7	1.6	1.6	2.1	1.8
	2 children	1.7	2.0	1.8	2.0	1.9	1.2	1.2	1.2	1.6	1.6	1.0	1.0	1.0	1.3	1.3
	3 children	0.6	0.6	0.4	0.4	0.4	0.4	0.3	0.3	0.4	0.4	0.3	0.3	0.2	0.3	0.4
	4 or more children	..	0.2	0.1	0.1	0.2	0.1	0.1	0.1	0.1	0.1	0.1	0.1
	<i>Unweighted count</i>															
Royal Marines	0 children	4.6	4.3	3.4	4.2	4.5	2.0	1.8	1.5	1.8	1.6	1.8	1.7	1.4	1.7	1.5
	1 child	4.1	3.7	2.8	3.7	4.0	1.7	1.6	1.4	1.6	1.4	1.6	1.5	1.3	1.5	1.4
	2 children	2.8	2.6	2.3	2.5	2.7	1.3	1.1	0.8	1.0	1.0	1.2	1.0	0.7	0.9	0.9
	3 children	..	0.8	0.6	0.9	..	0.3	0.3	0.2	0.3	0.3	0.2	0.3	0.2	0.3	0.2
	4 or more children	0.7	..	0.1	0.1	0.1	0.1	..	0.1	0.1	0.1	0.1
	<i>Unweighted count</i>															
Army	0 children	3.0	3.2	2.9	3.1	3.0	3.0	3.5	2.5	3.0	2.4	2.6	3.0	2.2	2.6	2.0
	1 child	2.6	2.8	2.5	2.6	2.5	2.7	3.1	2.2	2.6	2.1	2.4	2.7	2.0	2.2	1.8
	2 children	1.7	1.9	1.7	2.1	1.9	1.7	2.1	1.5	1.8	1.4	1.5	1.8	1.3	1.5	1.2
	3 children	0.5	0.7	0.5	..	0.6	0.5	0.8	0.5	0.7	0.5	0.5	0.7	0.4	0.6	0.4
	4 or more children	0.3	0.3	0.1	0.2	..	0.2	0.2	0.1	0.2	..	0.2
	<i>Unweighted count</i>															
RAF	0 children	3.0	3.2	3.2	3.3	3.6	2.3	2.5	2.6	2.6	2.7	1.9	2.0	2.1	2.2	2.2
	1 child	2.7	2.8	2.8	2.9	3.1	2.1	2.2	2.3	2.4	2.4	1.7	1.9	1.9	1.9	2.0
	2 children	1.7	1.9	1.8	2.0	2.2	1.3	1.3	1.5	1.6	1.5	1.1	1.1	1.2	1.3	1.3
	3 children	0.5	0.5	0.5	0.5	0.8	0.4	0.3	0.4	0.3	0.5	0.3	0.3	0.3	0.3	0.4
	4 or more children	0.2	0.2	..	0.2	..	0.3	0.2	..	0.2	..	0.2
	<i>Unweighted count</i>															

Key

	Margin of error less than 3%
	Margin of error 3% - 5%
	Margin of error 5% +

Margin of error is half the width of a 99% confidence interval. Darker colours indicate a greater degree of uncertainty in the estimate.

AFCAS 2016 Section 21 - Family Life

Source: Defence Statistics (Surveys)

Table B21.5 If you have any children whom you support financially, how many children do you have BETWEEN 5 AND 17 YEARS...

		Officers: Margin of error +/-%					Other Ranks: Margin of error +/-%					Total: Margin of error +/-%				
		2012	2013	2014	2015	2016	2012	2013	2014	2015	2016	2012	2013	2014	2015	2016
Tri-Service	0 children	2.2	2.1	1.6	1.3	1.4	1.2
	1 child	1.8	1.6	1.3	1.1	1.1	1.0
	2 children	1.7	1.7	1.0	0.9	0.9	0.8
	3 children	0.9	0.8	0.5	0.5	0.4	0.4
	4 or more children	0.3	0.4	0.3	0.3	0.2	0.2
	<i>Unweighted count</i>															
Royal Navy	0 children	3.7	3.5	2.5	2.4	2.1	2.0
	1 child	2.9	2.8	2.1	2.0	1.8	1.7
	2 children	2.9	2.9	1.6	1.6	1.4	1.4
	3 children	1.3	1.3	0.8	0.8	0.7	0.7
	4 or more children	0.7	0.5	0.3	0.4	0.3	0.4
	<i>Unweighted count</i>															
Royal Marines	0 children	5.0	5.3	1.5	1.4	1.4	1.3
	1 child	4.0	4.0	1.2	1.1	1.2	1.1
	2 children	4.0	4.5	1.0	0.9	1.0	0.9
	3 children	2.2	2.6	0.5	0.4	0.5	0.5
	4 or more children	1.3	0.9	0.3	0.3	0.3	0.3
	<i>Unweighted count</i>															
Army	0 children	3.8	3.4	2.5	2.0	2.2	1.8
	1 child	3.0	2.6	2.1	1.7	1.8	1.5
	2 children	2.9	2.7	1.6	1.3	1.4	1.2
	3 children	1.6	1.4	0.7	0.8	0.7	0.7
	4 or more children	0.5	0.7	0.4	0.4	0.4	0.4
	<i>Unweighted count</i>															
RAF	0 children	3.5	3.8	2.3	2.5	2.0	2.1
	1 child	2.9	3.0	2.0	2.0	1.6	1.7
	2 children	2.7	3.0	1.6	1.8	1.4	1.5
	3 children	1.3	1.4	0.7	0.8	0.6	0.7
	4 or more children	0.5	0.6	0.5	0.5	0.4	0.4
	<i>Unweighted count</i>															

Key

	Margin of error less than 3%
	Margin of error 3% - 5%
	Margin of error 5% +

Margin of error is half the width of a 99% confidence interval. Darker colours indicate a greater degree of uncertainty in the estimate.

AFCAS 2016 Section 21 - Family Life

Source: Defence Statistics (Surveys)

Table B21.6 If you have any children whom you support financially, how many children do you have 18 YEARS AND OVER...

		Officers: Margin of error +/-%					Other Ranks: Margin of error +/-%					Total: Margin of error +/-%				
		2012	2013	2014	2015	2016	2012	2013	2014	2015	2016	2012	2013	2014	2015	2016
Tri-Service	0 children	1.6	1.5	0.6	0.5	0.6	0.5
	1 child	1.3	1.2	0.5	0.5	0.4	0.4
	2 children	1.0	0.9	0.3	0.3	0.3	0.3
	3 children	0.5	0.5	0.2	0.1	0.2	0.1
	4 or more children	0.2	0.2	0.1	0.1	0.1	0.1
	<i>Unweighted count</i>															
Royal Navy	0 children	2.6	2.5	1.3	1.2	1.1	1.1
	1 child	2.1	2.0	1.0	1.0	0.9	0.9
	2 children	1.5	1.5	0.7	0.6	0.6	0.6
	3 children	0.8	0.8	0.3	0.3	0.3	0.3
	4 or more children	0.4	0.4	0.2	0.2	0.2	0.2
	<i>Unweighted count</i>															
Royal Marines	0 children	3.1	3.8	0.6	0.6	0.6	0.6
	1 child	2.5	3.1	0.5	0.5	0.5	0.5
	2 children	1.9	2.2	0.3	0.3	0.3	0.3
	3 children	0.6	1.2	0.1	0.1	0.1	0.2
	4 or more children
	<i>Unweighted count</i>															
Army	0 children	2.8	2.5	0.9	0.8	0.9	0.8
	1 child	2.3	2.0	0.7	0.6	0.7	0.6
	2 children	1.6	1.5	0.5	0.4	0.5	0.4
	3 children	0.8	0.6	0.3	0.1	0.3	0.2
	4 or more children	0.3	0.4	0.2	0.1	0.1	0.1
	<i>Unweighted count</i>															
RAF	0 children	2.4	2.7	1.1	1.2	1.0	1.1
	1 child	1.8	2.1	0.9	1.0	0.8	0.9
	2 children	1.7	1.4	0.6	0.7	0.6	0.6
	3 children	0.7	1.1	0.2	0.3	0.2	0.3
	4 or more children	0.3	0.4	0.1	0.1	0.1	0.1
	<i>Unweighted count</i>															

Key

- Margin of error less than 3%
- Margin of error 3% - 5%
- Margin of error 5% +

Margin of error is half the width of a 99% confidence interval. Darker colours indicate a greater degree of uncertainty in the estimate.

AFCAS 2016 Section 21 - Family Life

Source: Defence Statistics (Surveys)

Table B21.7 Do any of your children live with you?

		Officers: Margin of error +/-%					Other Ranks: Margin of error +/-%					Total: Margin of error +/-%				
		2012	2013	2014	2015	2016	2012	2013	2014	2015	2016	2012	2013	2014	2015	2016
Tri-Service	Yes	2.4	2.5	2.3	2.4	2.2	2.6	2.9	2.2	2.5	2.0	2.1	2.3	1.8	2.0	1.6
	Shared access	0.6	0.6	0.7	0.7	0.7	0.9	0.9	0.7	0.9	0.6	0.7	0.8	0.6	0.7	0.5
	Weekends / holidays only	1.9	2.0	1.9	1.9	1.7	1.6	1.8	1.3	1.5	1.2	1.3	1.5	1.1	1.2	1.0
	No	1.6	1.6	1.4	1.6	1.4	2.1	2.4	1.9	2.1	1.6	1.7	2.0	1.5	1.7	1.3
	N/A	0.3	0.3	0.3	0.4	0.4	0.4	0.4	0.4	0.5	0.4	0.3	0.3	0.3	0.4	0.3
	<i>Unweighted count</i>															
Royal Navy	Yes	3.6	4.0	3.9	3.9	3.6	3.4	3.1	3.2	3.5	3.6	2.7	2.5	2.6	2.7	2.7
	Shared access	1.1	1.1	1.5	1.6	1.3	1.3	1.3	1.2	1.4	1.4	1.0	1.0	1.0	1.1	1.0
	Weekends / holidays only	2.9	3.0	3.0	3.0	2.8	2.3	2.2	2.2	2.3	2.5	1.9	1.8	1.8	1.9	1.9
	No	2.1	2.7	2.3	2.2	2.2	2.6	2.2	2.4	2.5	2.4	2.0	1.7	1.8	1.9	1.8
	N/A	0.7	0.7	0.7	0.4	0.5	0.8	0.8	0.5	0.7	1.0	0.6	0.6	0.4	0.5	0.7
	<i>Unweighted count</i>															
Royal Marines	Yes	6.3	6.4	5.7	5.6	6.1	3.8	3.4	3.0	2.7	2.6	3.3	3.0	2.7	2.5	2.4
	Shared access	1.0	1.5	0.8	1.1	1.1	1.4	1.1	1.2	0.9	1.0	1.2	1.0	1.0	0.8	0.9
	Weekends / holidays only	4.9	4.1	4.5	4.8	5.0	2.3	2.1	2.1	1.7	1.6	2.1	1.9	1.9	1.6	1.6
	No	4.3	5.0	3.8	3.1	3.8	3.1	2.7	2.3	2.2	2.0	2.6	2.4	2.0	1.9	1.8
	N/A	0.9	0.9	1.3	1.1	1.3	1.1	0.9	0.8	0.7	0.6	0.9	0.8	0.7	0.6	0.5
	<i>Unweighted count</i>															
Army	Yes	4.0	4.3	3.9	4.2	3.6	4.1	4.4	3.3	3.9	3.0	3.5	3.8	2.8	3.3	2.5
	Shared access	1.0	0.9	1.2	0.9	1.2	1.4	1.4	1.0	1.4	0.9	1.2	1.2	0.9	1.2	0.8
	Weekends / holidays only	3.2	3.6	3.1	3.3	2.7	2.5	2.7	1.9	2.3	1.8	2.2	2.4	1.7	2.0	1.6
	No	2.6	2.6	2.2	2.9	2.4	3.4	3.8	2.8	3.3	2.5	2.9	3.2	2.4	2.8	2.1
	N/A	0.4	0.4	0.5	0.6	0.6	0.6	0.6	0.6	0.7	0.5	0.5	0.5	0.5	0.6	0.4
	<i>Unweighted count</i>															
RAF	Yes	4.2	3.7	4.0	3.8	3.9	2.9	3.3	3.5	3.3	3.3	2.4	2.6	2.8	2.6	2.6
	Shared access	1.3	1.3	1.1	1.3	1.0	1.2	1.1	1.1	1.2	1.3	1.0	0.9	0.8	1.0	1.0
	Weekends / holidays only	3.2	2.8	3.3	3.0	3.2	1.8	2.2	2.6	2.3	2.2	1.6	1.8	2.1	1.9	1.8
	No	3.0	2.5	2.5	2.2	2.1	2.1	2.5	2.4	2.3	2.4	1.8	1.9	1.9	1.8	1.9
	N/A	0.5	0.5	..	0.8	0.4	0.7	0.6	0.7	0.8	0.5	0.5	0.5	0.6	0.6	0.4
	<i>Unweighted count</i>															

Key

- Margin of error less than 3%
- Margin of error 3% - 5%
- Margin of error 5% +

Margin of error is half the width of a 99% confidence interval. Darker colours indicate a greater degree of uncertainty in the estimate.

AFCAS 2016 Section 21 - Family Life

Source: Defence Statistics (Surveys)

Table B21.8 If you have a child or children living with you, do you consider yourself to be a lone/single parent?

		Officers: Margin of error +/-%					Other Ranks: Margin of error +/-%					Total: Margin of error +/-%				
		2012	2013	2014	2015	2016	2012	2013	2014	2015	2016	2012	2013	2014	2015	2016
Tri-Service	Yes	1.2	1.4	1.5	1.3	1.1	1.2	1.4	1.5	1.7	1.3	1.0	1.1	1.2	1.3	1.1
	No	1.9	1.8	1.9	2.0	1.8	1.8	1.8	2.0	2.4	2.0	1.4	1.4	1.6	1.9	1.6
	N/A	1.5	1.3	1.3	1.6	1.4	1.3	1.2	1.4	1.9	1.6	1.1	1.0	1.1	1.5	1.3
	<i>Unweighted count</i>															
Royal Navy	Yes	1.8	2.2	1.6	1.8	1.8	1.8	1.9	2.2	2.2	2.3	1.4	1.5	1.6	1.7	1.7
	No	2.6	2.7	2.6	2.6	3.0	2.7	2.7	3.0	3.4	3.7	2.1	2.1	2.3	2.6	2.7
	N/A	2.0	1.7	2.1	2.0	2.5	2.2	2.0	2.2	2.8	3.2	1.7	1.5	1.7	2.1	2.3
	<i>Unweighted count</i>															
Royal Marines	Yes	2.7	2.9	3.1	2.2	3.4	1.7	1.9	1.6	1.5	1.5	1.5	1.6	1.4	1.3	1.3
	No	4.5	4.0	4.0	3.8	4.6	3.2	2.6	2.3	2.8	2.7	2.8	2.3	2.0	2.4	2.4
	N/A	3.8	2.9	2.7	3.1	3.3	2.8	2.0	1.7	2.4	2.4	2.4	1.7	1.5	2.1	2.1
	<i>Unweighted count</i>															
Army	Yes	2.2	1.8	2.7	2.1	2.2	1.7
	No	3.5	2.9	3.8	3.1	3.2	2.5
	N/A	2.9	2.4	3.0	2.5	2.5	2.1
	<i>Unweighted count</i>															
RAF	Yes	1.9	1.9	2.5	2.2	2.3	1.9	2.2	2.3	2.4	2.1	1.5	1.7	1.8	1.9	1.7
	No	2.9	2.7	2.9	3.0	2.9	2.6	2.8	3.0	3.2	3.2	2.1	2.2	2.4	2.5	2.5
	N/A	2.3	2.0	1.7	2.1	1.9	1.9	1.8	2.2	2.4	2.5	1.5	1.4	1.7	1.9	1.9
	<i>Unweighted count</i>															

Key

	Margin of error less than 3%
	Margin of error 3% - 5%
	Margin of error 5% +

Margin of error is half the width of a 99% confidence interval. Darker colours indicate a greater degree of uncertainty in the estimate.

AFCAS 2016 Section 21 - Family Life

Source: Defence Statistics (Surveys)

Table B21.9 If you require childcare, how satisfied are you with the locally provided childcare facilities?

		Officers: Margin of error +/-%					Other Ranks: Margin of error +/-%					Total: Margin of error +/-%				
		2012	2013	2014	2015	2016	2012	2013	2014	2015	2016	2012	2013	2014	2015	2016
Tri-Service	Satisfied	4.9	4.5	4.0	3.5	3.4	3.0
	Neutral	4.3	3.7	3.9	3.1	3.2	2.6
	Dissatisfied	4.3	3.8	4.0	3.2	3.3	2.7
	<i>Unweighted count</i>															
Royal Navy	Satisfied	8.0	7.8	6.7	6.6	5.4	5.3
	Neutral	6.6	6.2	5.9	5.8	4.7	4.6
	Dissatisfied	6.3	6.3	6.0	5.4	4.8	4.3
	<i>Unweighted count</i>															
Royal Marines	Satisfied	14.0	14.5	5.5	5.4	5.1	5.0
	Neutral	11.8	12.5	5.2	4.9	4.8	4.5
	Dissatisfied	13.4	11.9	5.2	4.6	4.9	4.3
	<i>Unweighted count</i>															
Army	Satisfied	8.7	7.2	6.2	5.2	5.4	4.5
	Neutral	7.9	6.1	6.2	4.5	5.4	3.9
	Dissatisfied	8.1	5.9	6.3	4.8	5.5	4.1
	<i>Unweighted count</i>															
RAF	Satisfied	7.8	8.2	6.2	6.2	5.0	5.1
	Neutral	6.5	6.3	4.9	5.0	4.0	4.0
	Dissatisfied	6.5	7.3	5.6	5.5	4.6	4.5
	<i>Unweighted count</i>															

Key

	Margin of error less than 3%
	Margin of error 3% - 5%
	Margin of error 5% +

Margin of error is half the width of a 99% confidence interval. Darker colours indicate a greater degree of uncertainty in the estimate.

Table B21.10 Do you have caring responsibilities for infirm or elderly adults?

		Officers: Margin of error +/-%					Other Ranks: Margin of error +/-%					Total: Margin of error +/-%				
		2012	2013	2014	2015	2016	2012	2013	2014	2015	2016	2012	2013	2014	2015	2016
Tri-Service	Yes	0.9	0.9	0.8	0.9	1.0	1.0	1.2	0.9	1.2	1.0	0.8	1.0	0.7	1.0	0.8
	No	0.9	0.9	0.8	0.9	1.0	1.0	1.2	0.9	1.2	1.0	0.8	1.0	0.7	1.0	0.8
	<i>Unweighted count</i>															
Royal Navy	Yes	1.4	1.3	1.5	1.6	1.7	1.0	0.9	1.0	1.2	1.3	0.8	0.8	0.8	1.0	1.1
	No	1.4	1.3	1.5	1.6	1.7	1.0	0.9	1.0	1.2	1.3	0.8	0.8	0.8	1.0	1.1
	<i>Unweighted count</i>															
Royal Marines	Yes	1.9	2.0	1.8	2.2	2.2	0.8	0.7	0.6	0.7	0.7	0.7	0.7	0.6	0.7	0.7
	No	1.9	2.0	1.8	2.2	2.2	0.8	0.7	0.6	0.7	0.7	0.7	0.7	0.6	0.7	0.7
	<i>Unweighted count</i>															
Army	Yes	1.5	1.7	1.3	1.5	1.5	1.6	2.0	1.4	2.0	1.5	1.4	1.7	1.2	1.7	1.3
	No	1.5	1.7	1.3	1.5	1.5	1.6	2.0	1.4	2.0	1.5	1.4	1.7	1.2	1.7	1.3
	<i>Unweighted count</i>															
RAF	Yes	1.4	1.4	1.6	1.6	1.8	0.9	1.0	0.8	0.8	1.1	0.7	0.8	0.7	0.7	0.9
	No	1.4	1.4	1.6	1.6	1.8	0.9	1.0	0.8	0.8	1.1	0.7	0.8	0.7	0.7	0.9
	<i>Unweighted count</i>															

Key

	Margin of error less than 3%
	Margin of error 3% - 5%
	Margin of error 5% +

Margin of error is half the width of a 99% confidence interval. Darker colours indicate a greater degree of uncertainty in the estimate.

AFCAS 2016 Section 21 - Family Life

Source: Defence Statistics (Surveys)

Table B21.11 If you have been declined credit in the last 12 months, what was the reason for this?

		Officers: Margin of error +/-%					Other Ranks: Margin of error +/-%					Total: Margin of error +/-%				
		2012	2013	2014	2015	2016	2012	2013	2014	2015	2016	2012	2013	2014	2015	2016
Tri-Service	Failed credit check	3.1	3.1	3.1	2.3	2.8	2.1
	Lack of UK credit history	3.9	3.6	2.5	1.9	2.3	1.8
	Too many address moves	5.9	5.5	2.7	2.2	2.5	2.1
	Don't know	4.3	4.0	3.5	2.7	3.2	2.5
	Prefer not to say	3.0	2.8	2.5	2.1	2.3	2.0
	Other	4.7	4.3	1.9	1.6	1.8	1.5
	<i>Unweighted count</i>															
Royal Navy	Failed credit check	7.1	6.7	5.1	4.7	4.7	4.2
	Lack of UK credit history	5.2	6.7	2.9	3.3	2.7	3.0
	Too many address moves	10.1	9.8	3.9	3.8	3.7	3.6
	Don't know	9.8	7.4	5.4	5.5	4.9	4.9
	Prefer not to say	8.1	6.1	4.4	4.6	4.0	4.1
	Other	9.7	8.7	3.5	4.2	3.3	3.8
	<i>Unweighted count</i>															
Royal Marines	Failed credit check	12.6	11.2	3.4	2.7	3.3	2.7
	Lack of UK credit history	9.1	8.7	2.3	1.8	2.2	1.8
	Too many address moves	12.6	16.2	2.8	2.5	2.7	2.5
	Don't know	13.5	11.6	3.7	3.3	3.5	3.3
	Prefer not to say	6.7	11.6	3.2	2.7	3.1	2.6
	Other	10.6	15.2	1.9	1.8	1.9	1.8
	<i>Unweighted count</i>															
Army	Failed credit check	4.5	4.4	4.2	3.0	4.0	2.8
	Lack of UK credit history	6.4	5.6	3.5	2.6	3.3	2.5
	Too many address moves	9.2	8.1	3.7	3.0	3.5	2.8
	Don't know	6.7	5.9	4.8	3.6	4.5	3.4
	Prefer not to say	4.0	3.7	3.5	2.8	3.2	2.7
	Other	6.8	6.1	2.5	2.0	2.4	1.9
	<i>Unweighted count</i>															
RAF	Failed credit check	5.8	5.9	5.0	4.8	4.4	4.2
	Lack of UK credit history	4.5	4.3	3.3	2.7	2.9	2.4
	Too many address moves	9.3	10.4	5.0	5.3	4.5	4.8
	Don't know	5.5	7.0	4.8	5.3	4.2	4.7
	Prefer not to say	5.9	5.8	3.7	4.2	3.3	3.7
	Other	8.3	8.2	3.4	3.4	3.2	3.1
	<i>Unweighted count</i>															

Key

- Margin of error less than 3%
- Margin of error 3% - 5%
- Margin of error 5% +

Margin of error is half the width of a 99% confidence interval. Darker colours indicate a greater degree of uncertainty in the estimate.

AFCAS 2016 Section 21 - Family Life

Source: Defence Statistics (Surveys)

Table B21.12 Do you currently have personal debt levels that concern you?

		Officers: Margin of error +/-%					Other Ranks: Margin of error +/-%					Total: Margin of error +/-%				
		2012	2013	2014	2015	2016	2012	2013	2014	2015	2016	2012	2013	2014	2015	2016
Tri-Service	Yes	1.2	1.1	1.5	1.1	1.2	0.9
	No	1.2	1.1	1.5	1.1	1.2	0.9
	<i>Unweighted count</i>															
Royal Navy	Yes	2.1	2.0	2.1	1.9	1.6	1.5
	No	2.1	2.0	2.1	1.9	1.6	1.5
	<i>Unweighted count</i>															
Royal Marines	Yes	2.9	3.0	1.5	1.3	1.4	1.2
	No	2.9	3.0	1.5	1.3	1.4	1.2
	<i>Unweighted count</i>															
Army	Yes	2.0	1.7	2.4	1.7	2.0	1.5
	No	2.0	1.7	2.4	1.7	2.0	1.5
	<i>Unweighted count</i>															
RAF	Yes	1.8	1.9	1.7	2.0	1.4	1.6
	No	1.8	1.9	1.7	2.0	1.4	1.6
	<i>Unweighted count</i>															

Key

	Margin of error less than 3%
	Margin of error 3% - 5%
	Margin of error 5% +

Margin of error is half the width of a 99% confidence interval. Darker colours indicate a greater degree of uncertainty in the estimate.

-



—



—



—



—



—



—



—



-



—



—



—



AFCAS 2016 Section 22 - Being Part of Society

Source: Defence Statistics (Surveys)

Table B22.1 Are you currently registered to vote?

		Officers					Other Ranks					Total					Percentages
		2012	2013	2014	2015	2016	2012	2013	2014	2015	2016	2012	2013	2014	2015	2016	
Tri-Service	Yes	89 **	89 **	89 **	89 **	95	63 **	65 **	65 **	70 **	76	67 **	69 **	69 **	73 **	80	
	No	9 **	8 **	9 **	9 **	4	23 **	20 **	20 **	19 **	16	20 **	18 **	18 **	17 **	14	
	Don't know	2 **	3 **	3 **	2 **	1	15 **	14 **	15 **	12 **	8	13 **	12 **	13 **	10 **	7	
	<i>Unweighted count</i>					3 301					8 700					12 001	
Royal Navy	Yes	95	95	94	94	96	74 **	76 **	75 **	79 **	87	79 **	80 **	79 **	82 **	89	
	No	3	3	4	4	3	14 **	13 **	14 **	12 **	7	12 **	11 **	12 **	10 **	6	
	Don't know	2	2	2	2	1	12 **	11 **	11 **	9 **	6	10 **	9 **	9 **	8 **	5	
	<i>Unweighted count</i>					942					1 673					2 615	
Royal Marines	Yes	87 **	91 **	87 **	88 **	96	64 **	64 **	61 **	67 **	75	67 **	67 **	64 **	69 **	77	
	No	11 **	7	9 **	10 **	4	18	19 **	20 **	18 **	16	17 **	17 **	19 **	18 **	14	
	Don't know	3 **	2	3 **	2	1	18 **	18 **	19 **	15 **	9	16 **	16 **	17 **	13 **	8	
	<i>Unweighted count</i>					293					2 551					2 844	
Army	Yes	86 **	87 **	85 **	87 **	93	56 **	60 **	60 **	64 **	70	60 **	64 **	63 **	68 **	74	
	No	12 **	10 **	11 **	11 **	6	27 **	24 **	23	23	20	25 **	22 **	21 **	21 **	18	
	Don't know	3 **	3 **	4 **	3 **	1	17 **	16 **	18 **	13 **	10	15 **	14 **	16 **	11 **	8	
	<i>Unweighted count</i>					1 183					2 635					3 818	
RAF	Yes	91 **	89 **	90 **	89 **	97	72 **	73 **	74 **	78 **	86	76 **	76 **	77 **	81 **	88	
	No	7 **	8 **	8 **	9 **	3	17 **	16 **	15 **	13 **	9	15 **	14 **	14 **	12 **	8	
	Don't know	3 **	3 **	2 **	2 **	1	11 **	11 **	11 **	9 **	5	9 **	9 **	9 **	7 **	4	
	<i>Unweighted count</i>					883					1 841					2 724	

** denotes the estimate is significantly different to the 2016 estimate (99% confidence level).

new question in 2012

AFCAS 2016 Section 22 - Being Part of Society

Source: Defence Statistics (Surveys)

Table B22.2 If you are currently registered to vote, are you registered as...?

		Officers					Other Ranks					Total					Percentages
		2012	2013	2014	2015	2016	2012	2013	2014	2015	2016	2012	2013	2014	2015	2016	
Tri-Service	An ordinary residential voter	68 **	70	73	70	72	72	70 **	72	70 **	74	71	70 **	72	70 **	73	
	A Service voter	30 **	29	26	29	27	27	29 **	27	29 **	26	28	29 **	27	29 **	26	
	An overseas voter	1	1	1	1	1	1	1	1	1	1	1	1	1	1	1	
	<i>Unweighted count</i>					3 122					6 872					9 994	
Royal Navy	An ordinary residential voter	68	70	76	69	72	72	74	77	71	73	71	73	77 **	70	73	
	A Service voter	32	29	23	30	27	27	26	23	29	26	28	27	23 **	29	26	
	An overseas voter	0	1	1	1	1	0	0	0	1	1	0	0	0	1	1	
	<i>Unweighted count</i>					897					1 471					2 368	
Royal Marines	An ordinary residential voter	72	77	77	71	73	79	82 **	81	79	79	78	81 **	81 **	78	78	
	A Service voter	28	23	22	28	25	20	18 **	18	21	21	21	18 **	19 **	22	21	
	An overseas voter	0	1	0	1	2	1	0	0	0	0	0	0	0	0	0	
	<i>Unweighted count</i>					279					1 880					2 159	
Army	An ordinary residential voter	68	70	70	70	70	67	64 **	66	65	70	67	65 **	67	66	70	
	A Service voter	30	29	29	30	29	32	34 **	32	34 **	29	31	33 **	32	33 **	29	
	An overseas voter	2	1	1	1	1	1	2	1	1	1	1	2	1	1	1	
	<i>Unweighted count</i>					1 096					1 907					3 003	
RAF	An ordinary residential voter	68 **	71 **	75	72	77	81	78	80	79	81	77	76 **	79	77	80	
	A Service voter	31 **	29 **	24	27	23	19	22	19	21	18	22	24 **	21	22	20	
	An overseas voter	1	1	1	0	1	0	0	0	0	0	0	0	1	0	0	
	<i>Unweighted count</i>					850					1 614					2 464	

** denotes the estimate is significantly different to the 2016 estimate (99% confidence level).

(1) new question in 2012. (2) filtered by those who indicated that they are registered to vote [A453 refers].

AFCAS 2016 Section 22 - Being Part of Society

Source: Defence Statistics (Surveys)

Table B22.3 If you are not currently registered to vote, what is the main reason for this?

		Officers					Other Ranks					Total					Percentages
		2012	2013	2014	2015	2016	2012	2013	2014	2015	2016	2012	2013	2014	2015	2016	
Tri-Service	I did not receive an electo	13	16	15	14	9	11	12	11	14	10	11	13	12	14	10	
	I have not got around to i	41	33	34	52 **	28	22	22	24	25	19	23	22	25	27 **	20	
	I do not know how to regi	2	1	2	4	0	6	6	8	8	6	5	6	8	8	6	
	I am not interested in poli	9	9	10	5	8	28	27	23	27	27	27	25	22	25	26	
	I wish to remain impartial	15	13	15	9	17	15	16	13	11	12	15	15	13	11	12	
	Other	20 **	27	25	17 **	37	18 **	18 **	21	15 **	25	19 **	18 **	21	15 **	26	
	<i>Unweighted count</i>					124				1 032					1 156		
Royal Navy	I did not receive an electo	10	22	10	21	6	10	16	11	14	9	10	16	11	14	8	
	I have not got around to i	43	29	45	50	34	28	24	29	28	30	29	24	30	30	30	
	I do not know how to regi	3	6	5	6	3	9	9	6	6	3	9 **	9	6	6	3	
	I am not interested in poli	8	6	8	6	10	29	28	26	30	30	27	27	24	28	28	
	I wish to remain impartial	11	22	12	9	13	10	13	12	10	14	10	14	12	10	14	
	Other	25	16	20	9 **	35	14	10	16	12	14	15	10	16	12	17	
	<i>Unweighted count</i>					30				93					123		
Royal Marines	I did not receive an electo	14	~	20	25	~	14	15	16 **	15	10	14	15	16 **	16	10	
	I have not got around to i	46	~	45	38	~	26	26	25	33	28	27	27	26	33	29	
	I do not know how to regi	..	~	3	0	~	5	9	8	9	9	5	9	8	8	9	
	I am not interested in poli	9	~	9	6	~	25	24	22	20	23	23	24	21	20	22	
	I wish to remain impartial	8	~	14	19	~	11	10	14	10	11	11	10	14	11	11	
	Other	23	~	9	12	~	19	15	16	12	19	19	15	16	12 **	19	
	<i>Unweighted count</i>					9				356					365		
Army	I did not receive an electo	13	16	14	13	5	11	12	10	13	9	11	12	10	13	9	
	I have not got around to i	41 **	31	33	47 **	23	20	20	22	22	15	21	20	23 **	24 **	16	
	I do not know how to regi	2	1	2	5	..	5	5	9	9	7	5	5	9	8	7	
	I am not interested in poli	10	11	10	5	7	30	28	22	28	27	28	27	21	26	26	
	I wish to remain impartial	14	11	14	7	20	16	16	12	11	12	16	16	13	11	12	
	Other	20 **	30	27	22 **	46	20 **	19 **	24	17 **	29	20 **	20 **	24	17 **	30	
	<i>Unweighted count</i>					63				444					507		
RAF	I did not receive an electo	13	14	18	12	~	13	12	15	16	14	13	12	16	16	15	
	I have not got around to i	38	39	31	63	~	26	27	29	33	33	27	28	29	38	34	
	I do not know how to regi	5	..	1	1	~	5	10 **	5	7	2	5	8 **	4	6	2	
	I am not interested in poli	8	7	10	3	~	22	20	23	24	28	21	19	21	21	27	
	I wish to remain impartial	18	14	17	10	~	17	14	15	12	10	17	14	15	12	10	
	Other	18	26	22	10	~	16	17	13	8	13	16	18	14	8	13	
	<i>Unweighted count</i>					22				139					161		

** denotes the estimate is significantly different to the 2016 estimate (99% confidence level).

~ denotes that estimates were based on fewer than 30 respondents and therefore suppressed.
(1) new question in 2012. (2) filtered by those who indicated that they are not registered to vote [A453 refers].

AFCAS 2016 Section 22 - Being Part of Society

Source: Defence Statistics (Surveys)

Table B22.4 Which of these best sums up your awareness of the Armed Forces Covenant?

		Officers					Other Ranks					Total				
		2012	2013	2014	2015	2016	2012	2013	2014	2015	2016	2012	2013	2014	2015	2016
Tri-Service	I've never heard of it	3 **	3 **	2 **	2	1	35	33	33	35	33	29 **	28	28	29	27
	I've heard of it but know r	8	9	9	9	8	21	22	22	23	23	19	20	20	20	20
	I've heard of it and know	60	60	63	63	60	39	39	39	36	38	42	42	43	41	42
	I've heard of it and know	29	28	26 **	27 **	30	6 **	6	6	7	7	10 **	10	9 **	10	11
	<i>Unweighted count</i>	3 303					8 677					11 980				
Royal Navy	I've never heard of it	3 **	2	3 **	2	1	34 **	30 **	30 **	27 **	23	27 **	24 **	24 **	21 **	18
	I've heard of it but know r	10	11	10	11 **	8	20 **	21	20 **	23	24	18	19	18	20	20
	I've heard of it and know	68	69	69	67	69	40 **	43	44	43	44	46 **	49	49	49	50
	I've heard of it and know	19	18	17	20	22	6 **	6 **	6 **	7	9	9 **	8 **	9 **	10	12
	<i>Unweighted count</i>	943					1 677					2 620				
Royal Marines	I've never heard of it	5	3	2 **	3 **	6	53 **	39	40	40	39	48 **	35	36	36	35
	I've heard of it but know r	13	10	9	13	12	20	22	22	24	22	19	20	21	23	21
	I've heard of it and know	62	65 **	65 **	65 **	55	24 **	34	33	32	33	28 **	38 **	36	35	35
	I've heard of it and know	20 **	22	24	19 **	27	3 **	5 **	5 **	5 **	6	5 **	7 **	7 **	6 **	8
	<i>Unweighted count</i>	293					2 544					2 837				
Army	I've never heard of it	2 **	2 **	1 **	1	0	35	35	35	39	37	31	30	30	33	31
	I've heard of it but know r	4	5	6	5	6	21	22	21	22	21	18	20	19	20	19
	I've heard of it and know	52	53	56	58	54	38	36	37	32 **	35	40	39	40	35	38
	I've heard of it and know	42	39	37	36	40	6	7	6	7	7	11	12	11	12	12
	<i>Unweighted count</i>	1 185					2 614					3 799				
RAF	I've never heard of it	4	4	4	4	3	29	29	28	27	26	24 **	24	23	22	21
	I've heard of it but know r	13	14	13	12	12	22	23	24	24	25	20	21	21	21	22
	I've heard of it and know	67	66	70	68	65	45	43	43	44	43	50	48	49	49	48
	I've heard of it and know	16	16	14 **	17	20	4 **	5	5	5	6	7 **	7 **	7 **	8	9
	<i>Unweighted count</i>	882					1 842					2 724				

** denotes the estimate is significantly different to the 2016 estimate (99% confidence level).

new question in 2012

AFCAS 2016 Section 22 - Being Part of Society

Source: Defence Statistics (Surveys)

Table B22.5 Which, if any, of the following areas do you feel advantaged or disadvantaged as a Service person, compared to the general public? Family's access to NHS care.

		Officers					Other Ranks					Total				
		2012	2013	2014	2015	2016	2012	2013	2014	2015	2016	2012	2013	2014	2015	2016
Tri-Service	Advantaged	9	21	18
	Neutral	54	50	51
	Disadvantaged	22	10	12
	Don't know / N/A	15	20	19
	<i>Unweighted count</i>					3 283					8 587					11 870
Royal Navy	Advantaged	6	11	10
	Neutral	64	60	61
	Disadvantaged	15	10	11
	Don't know / N/A	15	20	19
	<i>Unweighted count</i>					939					1 654					2 593
Royal Marines	Advantaged	11	15	14
	Neutral	61	61	61
	Disadvantaged	17	7	8
	Don't know / N/A	11	18	17
	<i>Unweighted count</i>					291					2 518					2 809
Army	Advantaged	10	26	24
	Neutral	50	45	46
	Disadvantaged	25	9	12
	Don't know / N/A	15	19	19
	<i>Unweighted count</i>					1 176					2 586					3 762
RAF	Advantaged	9	13	12
	Neutral	52	55	54
	Disadvantaged	23	11	14
	Don't know / N/A	16	21	20
	<i>Unweighted count</i>					877					1 829					2 706

** denotes the estimate is significantly different to the 2016 estimate (99% confidence level).

new question in 2016

AFCAS 2016 Section 22 - Being Part of Society

Source: Defence Statistics (Surveys)

Table B22.6 Which, if any, of the following areas do you feel advantaged or disadvantaged as a Service person, compared to the general public? Children's Education.

		Officers					Other Ranks					Total				
		2012	2013	2014	2015	2016	2012	2013	2014	2015	2016	2012	2013	2014	2015	2016
Tri-Service	Advantaged	15	23	21
	Neutral	38	48	46
	Disadvantaged	42	23	27
	Don't know / N/A	5	7	7
	<i>Unweighted count</i>					2 010					4 430					6 440
Royal Navy	Advantaged	15	16	16
	Neutral	51	63	59
	Disadvantaged	29	14	19
	Don't know / N/A	6	6	6
	<i>Unweighted count</i>					599					877					1 476
Royal Marines	Advantaged	14	14	14
	Neutral	43	61	58
	Disadvantaged	40	19	22
	Don't know / N/A	3	6	5
	<i>Unweighted count</i>					172					1 033					1 205
Army	Advantaged	16	27	25
	Neutral	32	42	40
	Disadvantaged	47	23	27
	Don't know / N/A	6	7	7
	<i>Unweighted count</i>					740					1 470					2 210
RAF	Advantaged	12	15	14
	Neutral	40	50	48
	Disadvantaged	43	28	32
	Don't know / N/A	5	7	6
	<i>Unweighted count</i>					499					1 050					1 549

** denotes the estimate is significantly different to the 2016 estimate (99% confidence level).

new question in 2016

AFCAS 2016 Section 22 - Being Part of Society

Source: Defence Statistics (Surveys)

Table B22.7 Which, if any, of the following areas do you feel advantaged or disadvantaged as a Service person, compared to the general public? Housing.

		Officers					Other Ranks					Total					Percentages				
		2012	2013	2014	2015	2016	2012	2013	2014	2015	2016	2012	2013	2014	2015	2016	2012	2013	2014	2015	2016
Tri-Service	Advantaged	20	29	28	28
	Neutral	37	35	36	36
	Disadvantaged	28	17	19	19
	Don't know / N/A	15	18	17	17
	<i>Unweighted count</i>					3 283					8 581					11 864					11 864
Royal Navy	Advantaged	18	20	19	19
	Neutral	48	45	46	46
	Disadvantaged	19	15	16	16
	Don't know / N/A	15	20	19	19
	<i>Unweighted count</i>					934					1 656					2 590					2 590
Royal Marines	Advantaged	21	24	24	24
	Neutral	48	48	48	48
	Disadvantaged	19	13	14	14
	Don't know / N/A	11	15	15	15
	<i>Unweighted count</i>					291					2 515					2 806					2 806
Army	Advantaged	20	33	31	31
	Neutral	31	32	31	31
	Disadvantaged	32	17	19	19
	Don't know / N/A	17	18	18	18
	<i>Unweighted count</i>					1 179					2 580					3 759					3 759
RAF	Advantaged	21	26	25	25
	Neutral	39	36	37	37
	Disadvantaged	31	21	23	23
	Don't know / N/A	10	17	16	16
	<i>Unweighted count</i>					879					1 830					2 709					2 709

** denotes the estimate is significantly different to the 2016 estimate (99% confidence level).

new question in 2016

AFCAS 2016 Section 22 - Being Part of Society

Source: Defence Statistics (Surveys)

Table B22.8 Which, if any, of the following areas do you feel advantaged or disadvantaged as a Service person, compared to the general public? Family life.

		Officers					Other Ranks					Total				
		2012	2013	2014	2015	2016	2012	2013	2014	2015	2016	2012	2013	2014	2015	2016
Tri-Service	Advantaged	6	13	12
	Neutral	24	27	26
	Disadvantaged	63	48	50
	Don't know / N/A	7	12	11
	<i>Unweighted count</i>					3 296					8 592					11 888
Royal Navy	Advantaged	3	6	5
	Neutral	22	25	24
	Disadvantaged	69	59	62
	Don't know / N/A	5	10	9
	<i>Unweighted count</i>					939					1 663					2 602
Royal Marines	Advantaged	5	10	10
	Neutral	25	35	34
	Disadvantaged	64	44	46
	Don't know / N/A	6	10	10
	<i>Unweighted count</i>					293					2 520					2 813
Army	Advantaged	7	17	16
	Neutral	25	26	26
	Disadvantaged	59	44	47
	Don't know / N/A	9	13	12
	<i>Unweighted count</i>					1 183					2 580					3 763
RAF	Advantaged	5	9	8
	Neutral	24	29	27
	Disadvantaged	65	50	54
	Don't know / N/A	7	12	11
	<i>Unweighted count</i>					881					1 829					2 710

** denotes the estimate is significantly different to the 2016 estimate (99% confidence level).

new question in 2016

AFCAS 2016 Section 22 - Being Part of Society

Source: Defence Statistics (Surveys)

Table B22.9 Which, if any, of the following areas do you feel advantaged or disadvantaged as a Service person, compared to the general public? Benefits.

		Officers					Other Ranks					Total				
		2012	2013	2014	2015	2016	2012	2013	2014	2015	2016	2012	2013	2014	2015	2016
Tri-Service	Advantaged	13	19	18
	Neutral	50	42	44
	Disadvantaged	19	22	21
	Don't know / N/A	19	17	17
	<i>Unweighted count</i>					3 274					8 576					11 850
Royal Navy	Advantaged	14	13	13
	Neutral	52	46	47
	Disadvantaged	16	23	22
	Don't know / N/A	18	18	18
	<i>Unweighted count</i>					935					1 658					2 593
Royal Marines	Advantaged	15	17	17
	Neutral	55	49	50
	Disadvantaged	16	20	20
	Don't know / N/A	14	14	14
	<i>Unweighted count</i>					291					2 516					2 807
Army	Advantaged	13	21	20
	Neutral	46	40	41
	Disadvantaged	21	22	22
	Don't know / N/A	21	17	18
	<i>Unweighted count</i>					1 170					2 574					3 744
RAF	Advantaged	12	16	15
	Neutral	54	45	47
	Disadvantaged	18	21	21
	Don't know / N/A	17	17	17
	<i>Unweighted count</i>					878					1 828					2 706

** denotes the estimate is significantly different to the 2016 estimate (99% confidence level).

new question in 2016

AFCAS 2016 Section 22 - Being Part of Society

Source: Defence Statistics (Surveys)

Table B22.10 Which, if any, of the following areas do you feel advantaged or disadvantaged as a Service person, compared to the general public? Tax.

		Officers					Other Ranks					Total					Percentages				
		2012	2013	2014	2015	2016	2012	2013	2014	2015	2016	2012	2013	2014	2015	2016	2012	2013	2014	2015	2016
Tri-Service	Advantaged	3	10	9	9
	Neutral	65	53	55	55
	Disadvantaged	22	25	24	24
	Don't know / N/A	10	12	12	12
	<i>Unweighted count</i>					3 282					8 558					11 840					11 840
Royal Navy	Advantaged	2	5	4	4
	Neutral	65	49	53	53
	Disadvantaged	25	33	31	31
	Don't know / N/A	8	13	12	12
	<i>Unweighted count</i>					937					1 657					2 594					2 594
Royal Marines	Advantaged	4	9	9	9
	Neutral	60	56	57	57
	Disadvantaged	27	24	24	24
	Don't know / N/A	8	11	10	10
	<i>Unweighted count</i>					290					2 512					2 802					2 802
Army	Advantaged	4	13	12	12
	Neutral	61	49	51	51
	Disadvantaged	24	25	25	25
	Don't know / N/A	11	12	12	12
	<i>Unweighted count</i>					1 180					2 572					3 752					3 752
RAF	Advantaged	2	6	5	5
	Neutral	71	64	66	66
	Disadvantaged	16	17	17	17
	Don't know / N/A	10	12	12	12
	<i>Unweighted count</i>					875					1 817					2 692					2 692

** denotes the estimate is significantly different to the 2016 estimate (99% confidence level).

new question in 2016

AFCAS 2016 Section 22 - Being Part of Society

Source: Defence Statistics (Surveys)

Table B22.11 Which, if any, of the following areas do you feel advantaged or disadvantaged as a Service person, compared to the general public? Commercial Products and Services e.g. Money Force, Defence Discount Services and Defence Privilege Cards.

Percentages

		Officers					Other Ranks					Total				
		2012	2013	2014	2015	2016	2012	2013	2014	2015	2016	2012	2013	2014	2015	2016
Tri-Service	Advantaged	44	41	42
	Neutral	43	39	40
	Disadvantaged	5	9	8
	Don't know / N/A	7	11	10
	<i>Unweighted count</i>					3 282					8 560					11 842
Royal Navy	Advantaged	49	40	42
	Neutral	40	41	41
	Disadvantaged	5	9	8
	Don't know / N/A	6	10	9
	<i>Unweighted count</i>					933					1 657					2 590
Royal Marines	Advantaged	39	33	34
	Neutral	51	46	47
	Disadvantaged	4	10	9
	Don't know / N/A	6	11	10
	<i>Unweighted count</i>					292					2 505					2 797
Army	Advantaged	44	42	42
	Neutral	44	37	38
	Disadvantaged	5	9	9
	Don't know / N/A	8	11	11
	<i>Unweighted count</i>					1 179					2 568					3 747
RAF	Advantaged	44	42	42
	Neutral	43	41	41
	Disadvantaged	5	6	6
	Don't know / N/A	8	11	10
	<i>Unweighted count</i>					878					1 830					2 708

** denotes the estimate is significantly different to the 2016 estimate (99% confidence level).

new question in 2016

AFCAS 2016 Section 22 - Being Part of Society

Source: Defence Statistics (Surveys)

Table B22.12 Which, if any, of the following areas do you feel advantaged or disadvantaged as a Service person, compared to the general public? Participation as Citizens e.g. contacting a local councillor, MP or other public official, attending a public meeting, rally or signing a petition.

Percentages

		Officers					Other Ranks					Total				
		2012	2013	2014	2015	2016	2012	2013	2014	2015	2016	2012	2013	2014	2015	2016
Tri-Service	Advantaged	6	10	9
	Neutral	58	51	52
	Disadvantaged	23	16	17
	Don't know / N/A	13	23	21
	<i>Unweighted count</i>					3 280					8 562					11 842
Royal Navy	Advantaged	5	5	5
	Neutral	62	53	55
	Disadvantaged	21	17	18
	Don't know / N/A	11	24	21
	<i>Unweighted count</i>					937					1 657					2 594
Royal Marines	Advantaged	5	8	8
	Neutral	63	58	59
	Disadvantaged	23	14	15
	Don't know / N/A	9	19	18
	<i>Unweighted count</i>					290					2 517					2 807
Army	Advantaged	7	12	11
	Neutral	55	49	50
	Disadvantaged	25	17	18
	Don't know / N/A	14	22	21
	<i>Unweighted count</i>					1 177					2 562					3 739
RAF	Advantaged	5	6	6
	Neutral	58	55	56
	Disadvantaged	21	13	15
	Don't know / N/A	15	26	23
	<i>Unweighted count</i>					876					1 826					2 702

** denotes the estimate is significantly different to the 2016 estimate (99% confidence level).

new question in 2016

AFCAS 2016 Section 22 - Being Part of Society

Source: Defence Statistics (Surveys)

Table B22.13 Which, if any, of the following areas do you feel advantaged or disadvantaged as a Service person, compared to the general public? Other.

		Officers					Other Ranks					Total					Percentages				
		2012	2013	2014	2015	2016	2012	2013	2014	2015	2016	2012	2013	2014	2015	2016	2012	2013	2014	2015	2016
Tri-Service	Advantaged	2	8	7	7
	Neutral	22	28	27	27
	Disadvantaged	12	5	6	6
	Don't know / N/A	63	59	59	59
	<i>Unweighted count</i>					866					3 211					4 077					4 077
Royal Navy	Advantaged	1	1	1	1
	Neutral	23	27	27	27
	Disadvantaged	12	4	6	6
	Don't know / N/A	64	67	66	66
	<i>Unweighted count</i>					244					592					836					836
Royal Marines	Advantaged	7	8	7	7
	Neutral	35	46	45	45
	Disadvantaged	7	6	6	6
	Don't know / N/A	52	41	41	41
	<i>Unweighted count</i>					75					1 056					1 131					1 131
Army	Advantaged	2	12	11	11
	Neutral	24	29	28	28
	Disadvantaged	14	5	6	6
	Don't know / N/A	60	54	55	55
	<i>Unweighted count</i>					306					953					1 259					1 259
RAF	Advantaged	2	2	2	2
	Neutral	18	20	20	20
	Disadvantaged	10	4	5	5
	Don't know / N/A	69	74	73	73
	<i>Unweighted count</i>					241					610					851					851

** denotes the estimate is significantly different to the 2016 estimate (99% confidence level).

new question in 2016

AFCAS 2016 Section 22 - Being Part of Society

Source: Defence Statistics (Surveys)

Table B22.14 How strongly do you agree or disagree with the following? I offer an important service to the country.

		Officers					Other Ranks					Total					Percentages	
		2012	2013	2014	2015	2016	2012	2013	2014	2015	2016	2012	2013	2014	2015	2016		
Tri-Service	Agree	85 **	85 **	82 **	90	89	71	69	67 **	75 **	71	73	72 **	69 **	77 **	74		
	Neutral	11 **	11 **	13 **	8	9	20	20	22 **	17	20	18	18	21 **	16	18		
	Disagree	4 **	4 **	4 **	2	3	10	11 **	11 **	8	9	9	10 **	10 **	7	8		
	<i>Unweighted count</i>						3 301						8 660					
Royal Navy	Agree	85 **	83 **	81 **	89	89	63 **	63 **	59 **	71	68	68 **	68 **	64 **	75	73		
	Neutral	10	12 **	14 **	8	8	24 **	23 **	25 **	19	19	21 **	20 **	22 **	16	17		
	Disagree	5 **	5 **	5 **	4	3	13	14	16 **	10	12	11	12	13 **	8	10		
	<i>Unweighted count</i>						945						1 671					
Royal Marines	Agree	85	86	85	89	89	68	67	65	70 **	67	70	69	67 **	72 **	69		
	Neutral	13	12	11	9	8	21 **	22	23	21	23	20	21	21	20	21		
	Disagree	2	3	4	2	2	12	11	13 **	9	10	11	10	12 **	8	9		
	<i>Unweighted count</i>						291						2 543					
Army	Agree	85 **	86	82 **	90	89	73	70	68 **	75	72	75	72	70 **	77	75		
	Neutral	11	10	13 **	8	8	19	19	22	17	19	17	18	20	16	18		
	Disagree	4	4	5	2	3	9	11	10	8	9	8	10 **	10	7	8		
	<i>Unweighted count</i>						1 184						2 614					
RAF	Agree	83 **	83 **	83 **	90	88	71	71	67 **	77 **	71	74	74	71 **	80 **	75		
	Neutral	12	12	14 **	9	10	19	19	23 **	16	19	18	17	21 **	14	17		
	Disagree	5	5 **	4	2	3	10	10	10	7 **	10	9	9	9	6 **	8		
	<i>Unweighted count</i>						881						1 832					

** denotes the estimate is significantly different to the 2016 estimate (99% confidence level).

(1) not asked prior to 2010. (2) minor wording change in 2015. (3) don't know option added in 2015. (4) don't know option excluded from the analysis.

AFCAS 2016 Section 22 - Being Part of Society

Source: Defence Statistics (Surveys)

Table B22.15 How strongly do you agree or disagree with the following? Members of the Armed Forces are valued by society at large.

		Officers					Other Ranks					Total				
		2012	2013	2014	2015	2016	2012	2013	2014	2015	2016	2012	2013	2014	2015	2016
Tri-Service	Agree	..	68 **	68 **	68 **	64	..	47 **	48 **	46 **	41	..	50 **	51 **	50 **	45
	Neutral	..	20	20	18	18	..	25	24	22	23	..	24	23	22	22
	Disagree	..	12 **	13 **	14 **	18	..	28 **	28 **	31 **	36	..	26 **	25 **	28 **	32
	<i>Unweighted count</i>					3 293					8 619					11 912
Royal Navy	Agree	..	61	62	59	58	..	42 **	44 **	39 **	34	..	46 **	48 **	44 **	40
	Neutral	..	24 **	19	20	18	..	23	21	21	20	..	23 **	21	21	20
	Disagree	..	16 **	19 **	21	24	..	35 **	35 **	40 **	46	..	31 **	31 **	35 **	41
	<i>Unweighted count</i>					940					1 656					2 596
Royal Marines	Agree	..	66	69	69	66	..	45 **	41 **	42 **	38	..	47 **	44 **	45 **	41
	Neutral	..	23	21	18	19	..	27	28	24	26	..	26	28 **	23	25
	Disagree	..	11	9 **	13	15	..	29 **	30 **	34	36	..	27 **	28 **	32	34
	<i>Unweighted count</i>					290					2 531					2 821
Army	Agree	..	74	70	73	69	..	46	48 **	48 **	43	..	50	51 **	52 **	47
	Neutral	..	17	20	16	17	..	26	26	23	24	..	25	25	22	23
	Disagree	..	9 **	10 **	12	14	..	28 **	27 **	29	32	..	25 **	24 **	26	30
	<i>Unweighted count</i>					1 181					2 605					3 786
RAF	Agree	..	63	68 **	66 **	60	..	52 **	52 **	49 **	41	..	54 **	56 **	52 **	45
	Neutral	..	22	19	20	19	..	22	20	21	22	..	22	20	21	21
	Disagree	..	15 **	13 **	15 **	21	..	26 **	27 **	31 **	38	..	23 **	24 **	27 **	34
	<i>Unweighted count</i>					882					1 827					2 709

** denotes the estimate is significantly different to the 2016 estimate (99% confidence level).

(1) new question in 2013. (2) minor wording change in 2015. (3) don't know option excluded from the analysis.

AFCAS 2016 Section 22 - Being Part of Society

Source: Defence Statistics (Surveys)

Table B22.1 Are you currently registered to vote?

		Officers: Margin of error +/-%					Other Ranks: Margin of error +/-%					Total: Margin of error +/-%				
		2012	2013	2014	2015	2016	2012	2013	2014	2015	2016	2012	2013	2014	2015	2016
Tri-Service	Yes	1.4	1.5	1.5	1.5	1.0	2.0	2.2	1.7	2.1	1.5	1.7	1.9	1.5	1.7	1.3
	No	1.3	1.3	1.3	1.4	1.0	1.9	2.0	1.5	1.8	1.4	1.6	1.7	1.3	1.5	1.1
	Don't know	0.7	0.8	0.8	0.7	0.4	1.6	1.8	1.4	1.5	1.1	1.4	1.5	1.2	1.3	0.9
	<i>Unweighted count</i>															
Royal Navy	Yes	1.5	1.7	1.8	1.8	1.6	2.3	2.2	2.1	2.7	2.2	1.9	1.7	1.7	2.1	1.8
	No	1.2	1.4	1.5	1.6	1.4	1.9	1.8	1.8	2.2	1.7	1.5	1.4	1.4	1.7	1.3
	Don't know	1.0	1.0	1.0	1.0	0.7	1.8	1.6	1.6	2.0	1.6	1.4	1.3	1.3	1.6	1.3
	<i>Unweighted count</i>															
Royal Marines	Yes	3.6	3.1	3.0	3.6	2.3	2.1	2.1	1.7	2.0	1.7	2.0	1.9	1.6	1.8	1.5
	No	3.3	2.7	2.6	3.3	2.2	1.8	1.7	1.5	1.7	1.4	1.6	1.6	1.3	1.5	1.3
	Don't know	1.7	1.7	1.6	1.6	0.9	1.7	1.7	1.4	1.5	1.1	1.6	1.5	1.3	1.4	1.0
	<i>Unweighted count</i>															
Army	Yes	2.6	2.7	2.6	2.7	1.8	3.2	3.6	2.7	3.3	2.4	2.8	3.1	2.3	2.8	2.1
	No	2.4	2.4	2.3	2.5	1.7	3.0	3.2	2.3	2.9	2.1	2.6	2.7	2.0	2.5	1.8
	Don't know	1.2	1.4	1.4	1.3	0.7	2.7	2.9	2.2	2.5	1.7	2.3	2.5	1.9	2.1	1.4
	<i>Unweighted count</i>															
RAF	Yes	2.2	2.3	2.3	2.4	1.5	2.3	2.5	2.7	2.5	2.3	1.9	2.1	2.2	2.0	1.8
	No	1.9	2.0	2.1	2.2	1.4	2.0	2.2	2.2	2.1	1.9	1.6	1.7	1.8	1.7	1.5
	Don't know	1.2	1.2	1.1	1.0	0.6	1.7	1.9	2.0	1.8	1.5	1.4	1.5	1.6	1.4	1.2
	<i>Unweighted count</i>															

Key

	Margin of error less than 3%
	Margin of error 3% - 5%
	Margin of error 5% +

Margin of error is half the width of a 99% confidence interval. Darker colours indicate a greater degree of uncertainty in the estimate.

AFCAS 2016 Section 22 - Being Part of Society

Source: Defence Statistics (Surveys)

Table B22.2 If you are currently registered to vote, are you registered as...?

		Officers: Margin of error +/-%					Other Ranks: Margin of error +/-%					Total: Margin of error +/-%				
		2012	2013	2014	2015	2016	2012	2013	2014	2015	2016	2012	2013	2014	2015	2016
Tri-Service	An ordinary residential voter	2.2	2.3	2.2	2.3	2.1	2.2	2.5	2.0	2.3	1.7	1.8	2.0	1.6	1.9	1.4
	A Service voter	2.2	2.2	2.1	2.3	2.1	2.2	2.4	2.0	2.3	1.7	1.8	2.0	1.6	1.9	1.4
	An overseas voter	0.5	0.5	0.5	0.4	0.5	0.5	0.7	0.4	0.5	0.4	0.4	0.5	0.3	0.4	0.3
	<i>Unweighted count</i>															
Royal Navy	An ordinary residential voter	3.3	3.6	3.3	3.8	3.5	2.7	2.5	2.5	3.3	3.0	2.2	2.1	2.0	2.6	2.4
	A Service voter	3.3	3.5	3.3	3.8	3.5	2.7	2.5	2.5	3.3	3.0	2.2	2.1	2.0	2.6	2.4
	An overseas voter	0.4	0.6	0.8	0.8	0.8	0.3	0.3	0.2	0.6	0.5	0.3	0.2	0.3	0.5	0.5
	<i>Unweighted count</i>															
Royal Marines	An ordinary residential voter	5.4	5.0	4.3	5.6	5.4	2.5	2.2	2.0	2.3	2.0	2.3	2.1	1.8	2.1	1.9
	A Service voter	5.4	5.0	4.3	5.5	5.3	2.5	2.2	2.0	2.3	2.0	2.3	2.0	1.8	2.1	1.9
	An overseas voter	0.6	0.9	0.5	1.1	1.7	0.4	0.3	0.4	0.3	0.2	0.4	0.3	0.3	0.3	0.3
	<i>Unweighted count</i>															
Army	An ordinary residential voter	3.8	3.9	3.7	4.0	3.5	4.0	4.2	3.3	3.9	2.8	3.3	3.5	2.7	3.3	2.4
	A Service voter	3.7	3.9	3.7	3.9	3.4	4.0	4.2	3.3	3.9	2.8	3.2	3.5	2.7	3.2	2.3
	An overseas voter	1.1	0.9	0.8	0.6	0.9	1.0	1.2	0.7	0.9	0.7	0.8	1.0	0.6	0.7	0.6
	<i>Unweighted count</i>															
RAF	An ordinary residential voter	3.7	3.5	3.6	3.6	3.6	2.3	2.7	2.7	2.7	2.6	2.0	2.2	2.2	2.2	2.1
	A Service voter	3.6	3.5	3.5	3.6	3.5	2.3	2.7	2.7	2.6	2.6	2.0	2.2	2.2	2.2	2.1
	An overseas voter	0.7	0.5	0.8	0.4	0.7	0.3	0.3	0.5	0.3	0.3	0.3	0.3	0.4	0.3	0.3
	<i>Unweighted count</i>															

Key

	Margin of error less than 3%
	Margin of error 3% - 5%
	Margin of error 5% +

Margin of error is half the width of a 99% confidence interval. Darker colours indicate a greater degree of uncertainty in the estimate.




AFCAS 2016 Section 22 - Being Part of Society

Source: Defence Statistics (Surveys)

Table B22.3 If you are not currently registered to vote, what is the main reason for this?

		Officers: Margin of error +/-%					Other Ranks: Margin of error +/-%					Total: Margin of error +/-%				
		2012	2013	2014	2015	2016	2012	2013	2014	2015	2016	2012	2013	2014	2015	2016
Tri-Service	I did not receive an electo	5.7	6.6	6.0	6.1	6.7	3.0	3.9	2.8	3.6	3.0	2.9	3.6	2.6	3.3	2.9
	I have not got around to i	8.4	8.4	8.1	8.9	10.7	4.0	4.7	3.7	4.4	3.9	3.7	4.4	3.5	4.1	3.7
	I do not know how to regi	2.5	1.7	2.2	3.6	1.2	2.3	2.4	2.7	3.3	2.8	2.2	2.2	2.5	3.0	2.6
	I am not interested in poli	4.9	5.4	5.0	3.8	6.6	4.6	5.2	3.8	5.1	4.6	4.3	4.8	3.5	4.6	4.4
	I wish to remain impartial	6.0	5.8	5.9	4.9	9.3	3.5	3.9	2.9	3.0	3.2	3.3	3.6	2.7	2.8	3.1
	Other	6.9	7.9	7.5	6.6	11.7	3.9	3.8	3.7	3.9	4.5	3.7	3.6	3.4	3.6	4.3
<i>Unweighted count</i>																
Royal Navy	I did not receive an electo	12.2	19.5	12.2	18.6	10.8	4.9	5.8	4.7	7.5	7.9	4.7	5.6	4.5	7.0	7.0
	I have not got around to i	21.3	21.1	20.6	23.0	23.4	7.1	6.8	6.7	9.4	13.0	6.8	6.5	6.4	8.8	11.7
	I do not know how to regi	7.1	9.8	9.0	10.8	7.2	4.7	4.7	3.6	5.4	4.5	4.5	4.4	3.4	4.9	4.0
	I am not interested in poli	11.1	11.2	11.1	10.6	15.0	7.2	7.1	6.5	9.6	13.0	6.8	6.7	6.1	8.7	11.4
	I wish to remain impartial	13.0	18.4	13.8	12.9	15.8	4.8	5.4	4.9	6.0	9.7	4.5	5.2	4.6	5.6	8.7
	Other	16.4	17.1	16.8	12.7	22.9	5.3	4.6	5.4	6.4	9.3	5.0	4.5	5.2	5.9	8.6
<i>Unweighted count</i>																
Royal Marines	I did not receive an electo	15.4	..	17.5	20.1	..	4.6	4.5	4.0	4.5	3.9	4.4	4.4	3.9	4.4	3.9
	I have not got around to i	21.1	..	21.4	21.6	..	5.8	5.6	4.7	5.9	5.9	5.6	5.4	4.6	5.7	5.9
	I do not know how to regi	7.1	3.0	3.8	2.9	3.6	3.8	2.8	3.6	2.8	3.4	3.7
	I am not interested in poli	12.5	..	12.2	11.2	..	5.7	5.4	4.5	5.1	5.5	5.4	5.2	4.3	4.9	5.4
	I wish to remain impartial	9.3	..	13.5	17.0	..	4.2	3.8	3.7	3.8	4.2	4.0	3.6	3.6	3.7	4.2
	Other	18.6	..	12.2	14.5	..	5.3	4.6	4.0	4.2	5.2	5.1	4.4	3.8	4.0	5.1
<i>Unweighted count</i>																
Army	I did not receive an electo	7.6	9.5	8.1	9.1	6.9	4.1	5.3	3.7	4.8	3.7	3.8	5.0	3.4	4.5	3.6
	I have not got around to i	11.2	12.0	11.1	13.4	13.3	5.3	6.4	5.0	5.9	4.7	5.0	6.0	4.7	5.5	4.5
	I do not know how to regi	2.9	2.4	3.0	5.9	..	3.1	3.1	3.8	4.5	3.6	2.9	2.9	3.5	4.2	3.4
	I am not interested in poli	6.7	8.1	6.8	5.9	8.3	6.3	7.2	5.1	6.9	5.7	5.9	6.7	4.8	6.4	5.5
	I wish to remain impartial	7.9	8.1	8.2	7.0	13.6	4.7	5.4	3.9	4.1	4.0	4.4	5.0	3.6	3.8	3.8
	Other	9.3	11.5	10.5	10.7	16.4	5.3	5.2	5.1	5.5	5.7	5.0	4.9	4.8	5.1	5.5
<i>Unweighted count</i>																
RAF	I did not receive an electo	10.7	9.5	11.9	8.9	..	4.8	5.0	6.1	6.6	8.1	4.5	4.5	5.5	5.7	7.8
	I have not got around to i	15.2	13.2	14.2	13.1	..	6.1	7.0	7.5	8.4	11.0	5.7	6.3	6.8	7.3	10.4
	I do not know how to regi	6.5	..	3.1	2.9	..	3.3	4.8	3.8	4.8	3.7	3.0	4.1	3.4	4.0	3.4
	I am not interested in poli	8.3	6.9	9.3	4.7	..	5.8	6.2	7.1	7.6	10.6	5.3	5.5	6.3	6.3	9.9
	I wish to remain impartial	11.9	9.2	10.4	8.3	..	5.2	5.3	5.8	5.4	6.7	4.8	4.8	5.2	4.7	6.2
	Other	12.0	11.7	12.7	8.0	..	4.7	5.8	5.1	4.7	7.4	4.4	5.2	4.7	4.1	7.0
<i>Unweighted count</i>																

Key

	Margin of error less than 3%
	Margin of error 3% - 5%
	Margin of error 5% +

Margin of error is half the width of a 99% confidence interval. Darker colours indicate a greater degree of uncertainty in the estimate.

AFCAS 2016 Section 22 - Being Part of Society

Source: Defence Statistics (Surveys)

Table B22.4 Which of these best sums up your awareness of the Armed Forces Covenant?

		Officers: Margin of error +/-%					Other Ranks: Margin of error +/-%					Total: Margin of error +/-%				
		2012	2013	2014	2015	2016	2012	2013	2014	2015	2016	2012	2013	2014	2015	2016
Tri-Service	I've never heard of it	0.7	0.8	0.7	0.7	0.5	2.0	2.2	1.7	2.0	1.6	1.7	1.8	1.4	1.7	1.3
	I've heard of it but know r	1.1	1.2	1.2	1.2	1.2	1.7	2.0	1.5	1.8	1.5	1.5	1.6	1.3	1.5	1.2
	I've heard of it and know	2.2	2.3	2.2	2.3	2.2	1.9	2.0	1.6	1.8	1.5	1.6	1.7	1.4	1.5	1.3
	I've heard of it and know	2.0	2.1	2.0	2.1	2.0	0.8	0.9	0.8	0.9	0.7	0.7	0.9	0.7	0.8	0.7
	<i>Unweighted count</i>															
Royal Navy	I've never heard of it	1.2	1.1	1.4	1.2	1.0	2.4	2.3	2.2	2.9	2.7	1.9	1.8	1.7	2.2	2.1
	I've heard of it but know r	2.1	2.4	2.2	2.5	2.1	2.2	2.1	2.0	2.8	2.8	1.8	1.7	1.7	2.2	2.2
	I've heard of it and know	3.2	3.5	3.4	3.7	3.5	2.4	2.4	2.3	3.0	3.0	2.0	2.0	2.0	2.4	2.4
	I've heard of it and know	2.6	2.8	2.7	3.1	3.0	1.1	1.1	1.1	1.4	1.5	1.0	1.0	1.1	1.3	1.4
	<i>Unweighted count</i>															
Royal Marines	I've never heard of it	2.4	2.2	1.4	1.7	2.7	2.2	2.1	1.7	2.0	1.8	2.0	1.9	1.5	1.8	1.7
	I've heard of it but know r	3.6	3.4	2.6	3.6	3.6	1.9	1.8	1.5	1.8	1.6	1.7	1.7	1.4	1.7	1.5
	I've heard of it and know	5.1	5.2	4.3	5.2	5.7	1.9	2.0	1.6	1.9	1.7	1.7	1.9	1.5	1.8	1.6
	I've heard of it and know	3.9	4.2	3.7	4.2	5.1	0.7	0.8	0.6	0.7	0.8	0.8	0.9	0.7	0.8	0.9
	<i>Unweighted count</i>															
Army	I've never heard of it	1.1	1.2	0.9	0.9	0.4	3.2	3.5	2.6	3.2	2.5	2.7	3.0	2.2	2.8	2.1
	I've heard of it but know r	1.5	1.8	1.7	1.8	1.7	2.7	3.1	2.3	2.8	2.2	2.4	2.7	2.0	2.4	1.9
	I've heard of it and know	3.7	3.9	3.7	3.9	3.6	3.0	3.2	2.5	2.7	2.3	2.6	2.8	2.2	2.4	2.0
	I've heard of it and know	3.7	3.8	3.6	3.8	3.5	1.3	1.5	1.2	1.3	1.1	1.2	1.4	1.1	1.3	1.1
	<i>Unweighted count</i>															
RAF	I've never heard of it	1.5	1.5	1.5	1.4	1.3	2.3	2.6	2.7	2.6	2.7	1.9	2.0	2.1	2.1	2.1
	I've heard of it but know r	2.5	2.5	2.6	2.4	2.6	2.2	2.4	2.6	2.6	2.7	1.8	1.9	2.1	2.1	2.2
	I've heard of it and know	3.5	3.4	3.6	3.5	4.0	2.4	2.6	2.7	2.7	2.8	2.0	2.2	2.2	2.2	2.4
	I've heard of it and know	2.6	2.6	2.6	2.7	3.3	0.9	1.0	1.1	1.1	1.2	0.9	1.0	1.0	1.1	1.2
	<i>Unweighted count</i>															

Key

- Margin of error less than 3%
- Margin of error 3% - 5%
- Margin of error 5% +

Margin of error is half the width of a 99% confidence interval. Darker colours indicate a greater degree of uncertainty in the estimate.

Table B22.5 Which, if any, of the following areas do you feel advantaged or disadvantaged as a Service person, compared to the general public? Family's access to NHS care.

		Officers: Margin of error +/-%					Other Ranks: Margin of error +/-%					Total: Margin of error +/-%				
		2012	2013	2014	2015	2016	2012	2013	2014	2015	2016	2012	2013	2014	2015	2016
Tri-Service	Advantaged	1.3	1.5	1.2
	Neutral	2.2	1.7	1.5
	Disadvantaged	1.9	1.0	0.9
	Don't know / N/A	1.6	1.4	1.2
	<i>Unweighted count</i>															
Royal Navy	Advantaged	1.8	2.0	1.6
	Neutral	3.7	3.1	2.5
	Disadvantaged	2.7	1.8	1.5
	Don't know / N/A	2.8	2.6	2.1
	<i>Unweighted count</i>															
Royal Marines	Advantaged	3.6	1.4	1.3
	Neutral	5.7	1.9	1.8
	Disadvantaged	4.3	1.0	1.0
	Don't know / N/A	3.6	1.5	1.4
	<i>Unweighted count</i>															
Army	Advantaged	2.2	2.4	2.0
	Neutral	3.6	2.6	2.3
	Disadvantaged	3.1	1.4	1.3
	Don't know / N/A	2.6	2.2	1.9
	<i>Unweighted count</i>															
RAF	Advantaged	2.3	2.2	1.8
	Neutral	4.1	3.1	2.5
	Disadvantaged	3.5	1.8	1.6
	Don't know / N/A	2.9	2.6	2.1
	<i>Unweighted count</i>															

Key

- Margin of error less than 3%
- Margin of error 3% - 5%
- Margin of error 5% +

Margin of error is half the width of a 99% confidence interval. Darker colours indicate a greater degree of uncertainty in the estimate.

AFCAS 2016 Section 22 - Being Part of Society

Source: Defence Statistics (Surveys)

Table B22.6 Which, if any, of the following areas do you feel advantaged or disadvantaged as a Service person, compared to the general public? Children's Education.

		Officers: Margin of error +/-%					Other Ranks: Margin of error +/-%					Total: Margin of error +/-%				
		2012	2013	2014	2015	2016	2012	2013	2014	2015	2016	2012	2013	2014	2015	2016
Tri-Service	Advantaged	2.1	2.1	1.7
	Neutral	2.8	2.3	1.9
	Disadvantaged	2.9	1.9	1.6
	Don't know / N/A	1.4	1.3	1.0
	<i>Unweighted count</i>															
Royal Navy	Advantaged	3.5	3.3	2.5
	Neutral	5.0	4.3	3.4
	Disadvantaged	4.5	3.2	2.6
	Don't know / N/A	2.3	2.3	1.7
	<i>Unweighted count</i>															
Royal Marines	Advantaged	5.9	2.5	2.3
	Neutral	8.2	3.5	3.2
	Disadvantaged	8.1	2.8	2.7
	Don't know / N/A	2.7	1.7	1.5
	<i>Unweighted count</i>															
Army	Advantaged	3.5	3.2	2.7
	Neutral	4.4	3.5	2.9
	Disadvantaged	4.7	2.8	2.5
	Don't know / N/A	2.2	1.9	1.6
	<i>Unweighted count</i>															
RAF	Advantaged	3.8	2.9	2.4
	Neutral	5.5	4.1	3.4
	Disadvantaged	5.6	3.7	3.1
	Don't know / N/A	2.5	2.1	1.7
	<i>Unweighted count</i>															

Key

- Margin of error less than 3%
- Margin of error 3% - 5%
- Margin of error 5% +

Margin of error is half the width of a 99% confidence interval. Darker colours indicate a greater degree of uncertainty in the estimate.

AFCAS 2016 Section 22 - Being Part of Society

Source: Defence Statistics (Surveys)

Table B22.7 Which, if any, of the following areas do you feel advantaged or disadvantaged as a Service person, compared to the general public? Housing.

		Officers: Margin of error +/-%					Other Ranks: Margin of error +/-%					Total: Margin of error +/-%				
		2012	2013	2014	2015	2016	2012	2013	2014	2015	2016	2012	2013	2014	2015	2016
Tri-Service	Advantaged	1.8	1.6	1.4
	Neutral	2.1	1.6	1.4
	Disadvantaged	2.0	1.3	1.1
	Don't know / N/A	1.6	1.4	1.2
	<i>Unweighted count</i>															
Royal Navy	Advantaged	3.0	2.6	2.1
	Neutral	3.8	3.1	2.6
	Disadvantaged	3.0	2.3	1.9
	Don't know / N/A	2.7	2.6	2.1
	<i>Unweighted count</i>															
Royal Marines	Advantaged	4.7	1.7	1.6
	Neutral	5.8	1.9	1.8
	Disadvantaged	4.6	1.3	1.3
	Don't know / N/A	3.6	1.4	1.3
	<i>Unweighted count</i>															
Army	Advantaged	2.9	2.5	2.2
	Neutral	3.3	2.4	2.1
	Disadvantaged	3.4	1.9	1.7
	Don't know / N/A	2.8	2.1	1.8
	<i>Unweighted count</i>															
RAF	Advantaged	3.2	2.8	2.3
	Neutral	4.0	2.9	2.4
	Disadvantaged	3.8	2.4	2.1
	Don't know / N/A	2.5	2.4	1.9
	<i>Unweighted count</i>															

Key

- Margin of error less than 3%
- Margin of error 3% - 5%
- Margin of error 5% +

Margin of error is half the width of a 99% confidence interval. Darker colours indicate a greater degree of uncertainty in the estimate.

Table B22.8 Which, if any, of the following areas do you feel advantaged or disadvantaged as a Service person, compared to the general public? Family life.

		Officers: Margin of error +/-%					Other Ranks: Margin of error +/-%					Total: Margin of error +/-%				
		2012	2013	2014	2015	2016	2012	2013	2014	2015	2016	2012	2013	2014	2015	2016
Tri-Service	Advantaged	1.1	1.3	1.1
	Neutral	1.9	1.5	1.3
	Disadvantaged	2.2	1.7	1.5
	Don't know / N/A	1.2	1.2	1.0
	<i>Unweighted count</i>															
Royal Navy	Advantaged	1.4	1.5	1.2
	Neutral	3.2	2.7	2.2
	Disadvantaged	3.5	3.1	2.5
	Don't know / N/A	1.7	2.1	1.6
	<i>Unweighted count</i>															
Royal Marines	Advantaged	2.6	1.2	1.1
	Neutral	5.0	1.9	1.7
	Disadvantaged	5.5	1.9	1.8
	Don't know / N/A	2.6	1.2	1.1
	<i>Unweighted count</i>															
Army	Advantaged	1.9	2.0	1.7
	Neutral	3.2	2.3	2.0
	Disadvantaged	3.6	2.6	2.3
	Don't know / N/A	2.1	1.9	1.6
	<i>Unweighted count</i>															
RAF	Advantaged	1.8	1.8	1.4
	Neutral	3.5	2.7	2.2
	Disadvantaged	3.9	3.1	2.6
	Don't know / N/A	2.0	2.2	1.7
	<i>Unweighted count</i>															

Key

- Margin of error less than 3%
- Margin of error 3% - 5%
- Margin of error 5% +

Margin of error is half the width of a 99% confidence interval. Darker colours indicate a greater degree of uncertainty in the estimate.

Table B22.9 Which, if any, of the following areas do you feel advantaged or disadvantaged as a Service person, compared to the general public? Benefits.

		Officers: Margin of error +/-%					Other Ranks: Margin of error +/-%					Total: Margin of error +/-%				
		2012	2013	2014	2015	2016	2012	2013	2014	2015	2016	2012	2013	2014	2015	2016
Tri-Service	Advantaged	1.5	1.4	1.2
	Neutral	2.2	1.7	1.5
	Disadvantaged	1.8	1.4	1.2
	Don't know / N/A	1.8	1.4	1.2
	<i>Unweighted count</i>															
Royal Navy	Advantaged	2.7	2.3	1.8
	Neutral	3.8	3.2	2.6
	Disadvantaged	2.8	2.6	2.1
	Don't know / N/A	2.9	2.5	2.0
	<i>Unweighted count</i>															
Royal Marines	Advantaged	4.1	1.5	1.4
	Neutral	5.7	2.0	1.9
	Disadvantaged	4.2	1.6	1.5
	Don't know / N/A	4.0	1.4	1.3
	<i>Unweighted count</i>															
Army	Advantaged	2.4	2.2	1.9
	Neutral	3.6	2.6	2.3
	Disadvantaged	2.9	2.1	1.8
	Don't know / N/A	3.0	2.0	1.8
	<i>Unweighted count</i>															
RAF	Advantaged	2.6	2.4	1.9
	Neutral	4.1	3.1	2.5
	Disadvantaged	3.2	2.5	2.1
	Don't know / N/A	3.0	2.4	2.0
	<i>Unweighted count</i>															

Key

- Margin of error less than 3%
- Margin of error 3% - 5%
- Margin of error 5% +

Margin of error is half the width of a 99% confidence interval. Darker colours indicate a greater degree of uncertainty in the estimate.

Table B22.10 Which, if any, of the following areas do you feel advantaged or disadvantaged as a Service person, compared to the general public? Tax.

		Officers: Margin of error +/-%					Other Ranks: Margin of error +/-%					Total: Margin of error +/-%				
		2012	2013	2014	2015	2016	2012	2013	2014	2015	2016	2012	2013	2014	2015	2016
Tri-Service	Advantaged	0.8	1.2	1.0
	Neutral	2.2	1.7	1.5
	Disadvantaged	1.9	1.5	1.3
	Don't know / N/A	1.4	1.2	1.0
	<i>Unweighted count</i>															
Royal Navy	Advantaged	1.2	1.4	1.1
	Neutral	3.7	3.2	2.6
	Disadvantaged	3.3	3.0	2.4
	Don't know / N/A	2.0	2.3	1.8
	<i>Unweighted count</i>															
Royal Marines	Advantaged	2.3	1.1	1.1
	Neutral	5.7	1.9	1.8
	Disadvantaged	5.2	1.7	1.6
	Don't know / N/A	3.2	1.2	1.2
	<i>Unweighted count</i>															
Army	Advantaged	1.5	1.9	1.6
	Neutral	3.5	2.6	2.3
	Disadvantaged	3.1	2.2	2.0
	Don't know / N/A	2.2	1.8	1.6
	<i>Unweighted count</i>															
RAF	Advantaged	1.2	1.6	1.3
	Neutral	3.7	3.0	2.5
	Disadvantaged	3.0	2.3	1.9
	Don't know / N/A	2.5	2.1	1.7
	<i>Unweighted count</i>															

Key

- Margin of error less than 3%
- Margin of error 3% - 5%
- Margin of error 5% +

Margin of error is half the width of a 99% confidence interval. Darker colours indicate a greater degree of uncertainty in the estimate.

AFCAS 2016 Section 22 - Being Part of Society

Source: Defence Statistics (Surveys)

Table B22.11 Which, if any, of the following areas do you feel advantaged or disadvantaged as a Service person, compared to the general public? Commercial Products and Services e.g. Money Force, Defence Discount Services and Defence Privilege Cards.

		Officers: Margin of error +/-%					Other Ranks: Margin of error +/-%					Total: Margin of error +/-%				
		2012	2013	2014	2015	2016	2012	2013	2014	2015	2016	2012	2013	2014	2015	2016
Tri-Service	Advantaged	2.2	1.7	1.5
	Neutral	2.2	1.7	1.4
	Disadvantaged	1.0	1.0	0.9
	Don't know / N/A	1.2	1.1	1.0
	<i>Unweighted count</i>															
Royal Navy	Advantaged	3.8	3.1	2.6
	Neutral	3.8	3.1	2.5
	Disadvantaged	1.6	1.8	1.4
	Don't know / N/A	1.9	2.1	1.6
	<i>Unweighted count</i>															
Royal Marines	Advantaged	5.6	1.9	1.8
	Neutral	5.8	2.0	1.9
	Disadvantaged	2.3	1.2	1.1
	Don't know / N/A	2.8	1.2	1.1
	<i>Unweighted count</i>															
Army	Advantaged	3.6	2.6	2.3
	Neutral	3.6	2.5	2.2
	Disadvantaged	1.6	1.6	1.4
	Don't know / N/A	1.9	1.7	1.5
	<i>Unweighted count</i>															
RAF	Advantaged	4.1	3.1	2.5
	Neutral	4.1	3.0	2.5
	Disadvantaged	1.9	1.6	1.3
	Don't know / N/A	2.2	2.0	1.6
	<i>Unweighted count</i>															

Key

	Margin of error less than 3%
	Margin of error 3% - 5%
	Margin of error 5% +

Margin of error is half the width of a 99% confidence interval. Darker colours indicate a greater degree of uncertainty in the estimate.

AFCAS 2016 Section 22 - Being Part of Society

Source: Defence Statistics (Surveys)

Table B22.12 Which, if any, of the following areas do you feel advantaged or disadvantaged as a Service person, compared to the general public? Participation as Citizens e.g. contacting a local councillor, MP or other public official, attending a public meeting, rally or signing a petition.

		Officers: Margin of error +/-%					Other Ranks: Margin of error +/-%					Total: Margin of error +/-%				
		2012	2013	2014	2015	2016	2012	2013	2014	2015	2016	2012	2013	2014	2015	2016
Tri-Service	Advantaged	1.1	1.1	0.9
	Neutral	2.2	1.7	1.5
	Disadvantaged	1.9	1.3	1.1
	Don't know / N/A	1.5	1.5	1.3
	<i>Unweighted count</i>															
Royal Navy	Advantaged	1.8	1.4	1.2
	Neutral	3.7	3.2	2.6
	Disadvantaged	3.1	2.4	2.0
	Don't know / N/A	2.4	2.8	2.2
	<i>Unweighted count</i>															
Royal Marines	Advantaged	2.6	1.1	1.0
	Neutral	5.6	1.9	1.8
	Disadvantaged	4.9	1.4	1.3
	Don't know / N/A	3.2	1.6	1.4
	<i>Unweighted count</i>															
Army	Advantaged	1.8	1.8	1.5
	Neutral	3.6	2.6	2.3
	Disadvantaged	3.1	1.9	1.7
	Don't know / N/A	2.5	2.2	1.9
	<i>Unweighted count</i>															
RAF	Advantaged	1.8	1.6	1.3
	Neutral	4.1	3.1	2.5
	Disadvantaged	3.4	2.0	1.8
	Don't know / N/A	2.9	2.8	2.2
	<i>Unweighted count</i>															

Key

- Margin of error less than 3%
- Margin of error 3% - 5%
- Margin of error 5% +

Margin of error is half the width of a 99% confidence interval. Darker colours indicate a greater degree of uncertainty in the estimate.

AFCAS 2016 Section 22 - Being Part of Society

Source: Defence Statistics (Surveys)

Table B22.13 Which, if any, of the following areas do you feel advantaged or disadvantaged as a Service person, compared to the general public? Other.

		Officers: Margin of error +/-%					Other Ranks: Margin of error +/-%					Total: Margin of error +/-%				
		2012	2013	2014	2015	2016	2012	2013	2014	2015	2016	2012	2013	2014	2015	2016
Tri-Service	Advantaged	1.3	1.8	1.6
	Neutral	3.7	2.6	2.3
	Disadvantaged	2.9	1.2	1.1
	Don't know / N/A	4.2	2.9	2.6
	<i>Unweighted count</i>															
Royal Navy	Advantaged	1.1	1.3	1.1
	Neutral	6.4	4.7	4.0
	Disadvantaged	4.8	2.0	1.8
	Don't know / N/A	7.2	5.0	4.3
	<i>Unweighted count</i>															
Royal Marines	Advantaged	5.5	1.6	1.6
	Neutral	10.9	3.0	2.9
	Disadvantaged	5.7	1.4	1.4
	Don't know / N/A	11.4	3.0	2.9
	<i>Unweighted count</i>															
Army	Advantaged	2.1	2.9	2.6
	Neutral	6.0	4.0	3.6
	Disadvantaged	4.9	1.8	1.7
	Don't know / N/A	6.9	4.3	3.9
	<i>Unweighted count</i>															
RAF	Advantaged	2.6	1.4	1.2
	Neutral	6.2	4.3	3.7
	Disadvantaged	4.8	2.1	1.9
	Don't know / N/A	7.3	4.7	4.0
	<i>Unweighted count</i>															

Key

- Margin of error less than 3%
- Margin of error 3% - 5%
- Margin of error 5% +

Margin of error is half the width of a 99% confidence interval. Darker colours indicate a greater degree of uncertainty in the estimate.

AFCAS 2016 Section 22 - Being Part of Society

Source: Defence Statistics (Surveys)

Table B22.14 How strongly do you agree or disagree with the following? I offer an important service to the country.

		Officers: Margin of error +/-%					Other Ranks: Margin of error +/-%					Total: Margin of error +/-%				
		2012	2013	2014	2015	2016	2012	2013	2014	2015	2016	2012	2013	2014	2015	2016
Tri-Service	Agree	1.6	1.6	1.7	1.5	1.4	1.9	2.2	1.7	1.9	1.6	1.6	1.8	1.5	1.6	1.3
	Neutral	1.4	1.4	1.5	1.3	1.3	1.7	1.9	1.5	1.7	1.4	1.4	1.6	1.3	1.4	1.2
	Disagree	0.9	0.9	0.9	0.7	0.7	1.2	1.6	1.2	1.3	1.1	1.0	1.3	1.0	1.1	0.9
	<i>Unweighted count</i>															
Royal Navy	Agree	2.4	2.9	2.9	2.5	2.4	2.6	2.5	2.4	3.0	3.0	2.1	2.0	2.0	2.4	2.4
	Neutral	2.1	2.4	2.6	2.1	2.1	2.3	2.2	2.2	2.6	2.6	1.9	1.8	1.8	2.1	2.0
	Disagree	1.5	1.8	1.6	1.5	1.3	1.8	1.8	1.8	2.1	2.2	1.5	1.5	1.5	1.6	1.7
	<i>Unweighted count</i>															
Royal Marines	Agree	3.7	3.9	3.1	3.5	3.5	2.2	2.1	1.7	2.0	1.8	2.0	1.9	1.6	1.8	1.7
	Neutral	3.5	3.6	2.7	3.2	3.1	1.9	1.8	1.5	1.7	1.7	1.7	1.7	1.4	1.6	1.5
	Disagree	1.5	1.7	1.8	1.5	1.8	1.5	1.4	1.2	1.3	1.2	1.4	1.3	1.1	1.1	1.1
	<i>Unweighted count</i>															
Army	Agree	2.7	2.7	2.9	2.5	2.3	3.0	3.4	2.6	3.1	2.4	2.6	3.0	2.3	2.6	2.1
	Neutral	2.3	2.4	2.5	2.2	2.0	2.6	2.9	2.3	2.7	2.1	2.3	2.5	2.0	2.3	1.8
	Disagree	1.5	1.5	1.6	1.2	1.2	1.9	2.5	1.7	2.1	1.5	1.7	2.2	1.5	1.8	1.3
	<i>Unweighted count</i>															
RAF	Agree	2.8	2.7	3.0	2.3	2.6	2.4	2.6	2.8	2.5	2.9	2.0	2.1	2.3	2.0	2.3
	Neutral	2.4	2.3	2.7	2.2	2.4	2.1	2.3	2.5	2.2	2.5	1.7	1.8	2.1	1.8	2.0
	Disagree	1.6	1.6	1.5	1.0	1.3	1.6	1.8	1.9	1.6	2.0	1.3	1.4	1.5	1.3	1.6
	<i>Unweighted count</i>															

Key

- Margin of error less than 3%
- Margin of error 3% - 5%
- Margin of error 5% +

Margin of error is half the width of a 99% confidence interval. Darker colours indicate a greater degree of uncertainty in the estimate.

AFCAS 2016 Section 22 - Being Part of Society

Source: Defence Statistics (Surveys)

Table B22.15 How strongly do you agree or disagree with the following? Members of the Armed Forces are valued by society at large.

		Officers: Margin of error +/-%					Other Ranks: Margin of error +/-%					Total: Margin of error +/-%				
		2012	2013	2014	2015	2016	2012	2013	2014	2015	2016	2012	2013	2014	2015	2016
Tri-Service	Agree	..	2.1	2.1	2.2	2.1	..	2.3	1.8	2.1	1.7	..	1.9	1.5	1.8	1.5
	Neutral	..	1.8	1.8	1.8	1.7	..	2.0	1.6	1.8	1.5	..	1.7	1.3	1.5	1.3
	Disagree	..	1.5	1.5	1.6	1.7	..	2.1	1.6	2.0	1.7	..	1.8	1.4	1.7	1.4
	<i>Unweighted count</i>															
Royal Navy	Agree	..	3.7	3.6	3.9	3.8	..	2.5	2.5	3.1	3.0	..	2.1	2.1	2.5	2.4
	Neutral	..	3.2	2.9	3.2	2.9	..	2.2	2.1	2.7	2.6	..	1.8	1.7	2.2	2.1
	Disagree	..	2.8	2.9	3.2	3.3	..	2.4	2.4	3.2	3.2	..	2.0	2.0	2.5	2.5
	<i>Unweighted count</i>															
Royal Marines	Agree	..	5.2	4.1	5.0	5.5	..	2.2	1.8	2.1	1.9	..	2.0	1.6	1.9	1.8
	Neutral	..	4.7	3.6	4.2	4.5	..	1.9	1.6	1.8	1.7	..	1.8	1.5	1.7	1.6
	Disagree	..	3.4	2.6	3.7	4.1	..	2.0	1.7	2.0	1.9	..	1.8	1.5	1.9	1.7
	<i>Unweighted count</i>															
Army	Agree	..	3.5	3.4	3.6	3.4	..	3.6	2.7	3.4	2.6	..	3.1	2.4	2.9	2.3
	Neutral	..	3.0	3.0	2.9	2.7	..	3.2	2.4	2.9	2.3	..	2.8	2.1	2.5	2.0
	Disagree	..	2.3	2.3	2.6	2.5	..	3.3	2.4	3.1	2.5	..	2.9	2.1	2.7	2.1
	<i>Unweighted count</i>															
RAF	Agree	..	3.5	3.6	3.6	4.0	..	2.8	3.0	2.9	3.0	..	2.3	2.5	2.4	2.5
	Neutral	..	3.0	3.1	3.0	3.3	..	2.3	2.4	2.4	2.5	..	1.9	2.0	2.0	2.1
	Disagree	..	2.6	2.6	2.7	3.3	..	2.5	2.7	2.7	3.0	..	2.0	2.2	2.2	2.5
	<i>Unweighted count</i>															

Key

- Margin of error less than 3%
- Margin of error 3% - 5%
- Margin of error 5% +

Margin of error is half the width of a 99% confidence interval. Darker colours indicate a greater degree of uncertainty in the estimate.

AFCAS 2016 Section 23 - Taking action

Source: Defence Statistics (Surveys)

Table B23.1 How strongly do you agree or disagree with the following? I believe the leaders in the [Service] will take action on the results of AFCAS.

		Officers					Other Ranks					Total				
		2012	2013	2014	2015	2016	2012	2013	2014	2015	2016	2012	2013	2014	2015	2016
Tri-Service	Agree	31	33	23	23	25	25
	Neutral	31	28	34	33	34	32
	Disagree	38	39	42	44	42	43
	<i>Unweighted count</i>					3 186					7 803					10 989
Royal Navy	Agree	30	31	17	17	20	21
	Neutral	30	29	30	29	30	29
	Disagree	40	39	53	54	50	50
	<i>Unweighted count</i>					916					1 528					2 444
Royal Marines	Agree	51	53	26	25	29	28
	Neutral	24	24	36	35	35	34
	Disagree	26	23	38	40	36	38
	<i>Unweighted count</i>					280					2 296					2 576
Army	Agree	31	34	27	27	27	28
	Neutral	30	27	36	35	35	33
	Disagree	39	39	37	38	38	38
	<i>Unweighted count</i>					1 147					2 299					3 446
RAF	Agree	30	29	18	17	21	20
	Neutral	33	29	32 **	28	32 **	28
	Disagree	36	42	49 **	55	46 **	52
	<i>Unweighted count</i>					843					1 680					2 523

** denotes the estimate is significantly different to the 2016 estimate (99% confidence level).

(1) new question in 2015. (2) don't know option excluded from the analysis.

AFCAS 2016 Section 23 - Taking action

Source: Defence Statistics (Surveys)

Table B23.2 How strongly do you agree or disagree with the following? I think effective action has been taken in the [Service] on the results of AFCAS.

		Officers					Other Ranks					Total					Percentages				
		2012	2013	2014	2015	2016	2012	2013	2014	2015	2016	2012	2013	2014	2015	2016	2012	2013	2014	2015	2016
Tri-Service	Agree	23	25	20	20	21	21	21	21
	Neutral	38 **	34	41	38	40 **	37	40 **	37
	Disagree	39	41	39	42	39 **	41	39 **	41
	<i>Unweighted count</i>					3 018					7 399					10 417					
Royal Navy	Agree	21	23	15	15	16	17	16	17
	Neutral	37	35	34	34	35	35	35	35
	Disagree	42	43	51	51	49	49	49	49
	<i>Unweighted count</i>					885					1 461					2 346					
Royal Marines	Agree	42	41	22	21	25	23	25	23
	Neutral	30	33	43	40	41	39	41	39
	Disagree	27	26	35 **	39	34 **	38	34 **	38
	<i>Unweighted count</i>					262					2 193					2 455					
Army	Agree	23 **	28	23	24	23	25	23	25
	Neutral	38	33	44	41	43	39	43	39
	Disagree	39	38	33	35	34	36	34	36
	<i>Unweighted count</i>					1 085					2 179					3 264					
RAF	Agree	22	21	15	13	16	15	16	15
	Neutral	42 **	34	38 **	33	39 **	33	39 **	33
	Disagree	37 **	45	47 **	54	44 **	52	44 **	52
	<i>Unweighted count</i>					786					1 566					2 352					

** denotes the estimate is significantly different to the 2016 estimate (99% confidence level).

(1) new question in 2015. (2) don't know option excluded from the analysis.

AFCAS 2016 Section 23 - Taking action

Source: Defence Statistics (Surveys)

Table B23.3 This survey is?

		Officers					Other Ranks					Total					Percentages	
		2012	2013	2014	2015	2016	2012	2013	2014	2015	2016	2012	2013	2014	2015	2016		
Tri-Service	Too long	34 **	40 **	35 **	24	22	46 **	49 **	48 **	34 **	38	44 **	47 **	46 **	32 **	35		
	About right	66 **	59 **	64 **	75	77	52 **	50 **	51 **	64 **	60	55 **	52 **	53 **	66 **	63		
	Too short	1	1	1	1	1	2	1	1	2	2	1	1 **	1	2	2		
	<i>Unweighted count</i>						3 275						8 666					
Royal Navy	Too long	32 **	37 **	31 **	20	24	44 **	47 **	43 **	33 **	37	41 **	45 **	41 **	30 **	34		
	About right	68 **	62 **	69 **	78	75	55 **	52 **	55 **	65	61	58 **	54 **	58 **	68	64		
	Too short	0	1	1	1	1	1	1	2	3	2	1 **	1	1	2	2		
	<i>Unweighted count</i>						940						1 667					
Royal Marines	Too long	40 **	44 **	38 **	24	30	64 **	64 **	61 **	48 **	55	61 **	62 **	59 **	46 **	52		
	About right	59 **	56 **	61 **	75	69	36 **	35 **	38 **	50 **	44	38 **	37 **	41 **	53 **	47		
	Too short	1	..	1	1	1	1	1	1	1	1	1	1	1	1	1		
	<i>Unweighted count</i>						292						2 555					
Army	Too long	36 **	41 **	38 **	24	23	48 **	49 **	50 **	36 **	41	46 **	48 **	48 **	34 **	38		
	About right	64 **	58 **	62 **	74	76	50 **	50 **	48 **	62 **	57	52 **	51 **	50 **	64 **	60		
	Too short	0	1	0	1	1	2	1	1	2	1	2	1	1	2	1		
	<i>Unweighted count</i>						1 175						2 613					
RAF	Too long	31 **	40 **	33 **	25 **	20	37 **	45 **	41 **	27	26	36 **	44 **	39 **	27	25		
	About right	68 **	59 **	66 **	73 **	80	61 **	54 **	58 **	70	72	63 **	55 **	60 **	71	74		
	Too short	1	0	1	2	1	2	1 **	1 **	3	2	1	1 **	1 **	2	2		
	<i>Unweighted count</i>						868						1 831					

** denotes the estimate is significantly different to the 2016 estimate (99% confidence level).

new question in 2011

AFCAS 2016 Section 23 - Taking action

Source: Defence Statistics (Surveys)

Table B23.4 How long did it take you to complete this survey?

		Officers					Other Ranks					Total					Percentages
		2012	2013	2014	2015	2016	2012	2013	2014	2015	2016	2012	2013	2014	2015	2016	
Tri-Service	Less than 10 minutes	..	3	2 **	5 **	4	..	2 **	2 **	3	3	..	2 **	2 **	4	3	
	10-20 minutes	..	38 **	32 **	47 **	43	..	26 **	22 **	33 **	30	..	28 **	24 **	35 **	32	
	20-30 minutes	..	34	36	32 **	35	..	31	30	33	33	..	32	31	33	33	
	30-40 minutes	..	17 **	21 **	13	13	..	22 **	25 **	19	19	..	21 **	24 **	18	18	
	40-50 minutes	..	4 **	6 **	2	3	..	8 **	10 **	6	7	..	8 **	10 **	5	6	
	50-60 minutes	..	2	2	1	1	..	5	5	3 **	4	..	4	4	2 **	4	
	Over an hour	..	1	1	1	1	..	5	6 **	3	4	..	4	5 **	3 **	4	
	<i>Unweighted count</i>					3 299					8 695					11 994	
Royal Navy	Less than 10 minutes	..	3	2	4	3	..	3	2	3	2	..	3	2	3	2	
	10-20 minutes	..	40	31 **	47 **	38	..	26	21 **	33 **	28	..	29	23 **	36 **	30	
	20-30 minutes	..	34	37	31 **	39	..	33	33	35	34	..	33	34	34	35	
	30-40 minutes	..	16	21 **	13	14	..	21	24	18	22	..	20	23 **	17 **	20	
	40-50 minutes	..	4	7 **	3	2	..	9	11 **	6	7	..	8 **	10 **	5	6	
	50-60 minutes	..	2	1	1	2	..	4	5	3	4	..	4	4	2	4	
	Over an hour	..	1	1	1	1	..	4	5	3	3	..	4	4	3	3	
	<i>Unweighted count</i>					943					1 678					2 621	
Royal Marines	Less than 10 minutes	..	5	4	5	3	..	3	2 **	4	4	..	3	2 **	4	4	
	10-20 minutes	..	42 **	41 **	56	50	..	34	26 **	36 **	33	..	35	27 **	38 **	34	
	20-30 minutes	..	34	33	30	32	..	33	34	35	34	..	33	34	35	34	
	30-40 minutes	..	13	16 **	7	10	..	19 **	22 **	16	17	..	18 **	21 **	15	16	
	40-50 minutes	..	4	4	2	2	..	5	8 **	4	5	..	5	7 **	4	5	
	50-60 minutes	..	1	1	0	0	..	2	3	1 **	3	..	2	3	1 **	3	
	Over an hour	..	1	1	0 **	2	..	3 **	5	3 **	5	..	3 **	4	3 **	4	
	<i>Unweighted count</i>					294					2 560					2 854	
Army	Less than 10 minutes	..	4	2 **	7 **	4	..	2	2	3	3	..	2 **	2 **	4	4	
	10-20 minutes	..	39 **	33 **	48	45	..	25 **	22 **	32	30	..	27 **	24 **	34	32	
	20-30 minutes	..	32	36	31	35	..	30	29	32	31	..	30	30	31	32	
	30-40 minutes	..	18 **	21 **	12	12	..	23 **	25 **	20	19	..	22 **	24 **	19	18	
	40-50 minutes	..	4	5 **	2	3	..	8	11 **	7	7	..	8	10 **	6	6	
	50-60 minutes	..	2	2	1	1	..	5	5	3	5	..	5	4	3 **	4	
	Over an hour	..	1	1	0	1	..	6	6	4	5	..	5	6	3	4	
	<i>Unweighted count</i>					1 183					2 628					3 811	
RAF	Less than 10 minutes	..	3	2	4	3	..	2 **	1 **	2	3	..	2 **	2 **	3	3	
	10-20 minutes	..	34 **	30 **	45	43	..	28	21 **	34	31	..	30 **	23 **	36	34	
	20-30 minutes	..	37	35	33	34	..	32	33	35	36	..	33	33	35	35	
	30-40 minutes	..	18 **	22 **	15	14	..	21	25 **	19	18	..	20 **	25 **	18	17	

40-50 minutes	..	4	6 **	3	4	..	9 **	9 **	6	6	..	8 **	9 **	5	5
50-60 minutes	..	2	3	1	2	..	4	5 **	2	3	..	3	4 **	1 **	3
Over an hour	..	2	2	1	1	..	4	5	2	3	..	3	4	2	3
<i>Unweighted count</i>					879					1 829					2 708

** denotes the estimate is significantly different to the 2016 estimate (99% confidence level).

new question in 2013

AFCAS 2016 Section 23 - Taking action

Source: Defence Statistics (Surveys)

Table B23.1 How strongly do you agree or disagree with the following? I believe the leaders in the [Service] will take action on the results of AFCAS.

		Officers: Margin of error +/-%					Other Ranks: Margin of error +/-%					Total: Margin of error +/-%				
		2012	2013	2014	2015	2016	2012	2013	2014	2015	2016	2012	2013	2014	2015	2016
Tri-Service	Agree	2.2	2.1	2.0	1.6	1.6	1.4
	Neutral	2.2	2.0	2.1	1.7	1.8	1.4
	Disagree	2.3	2.2	2.1	1.8	1.8	1.5
	<i>Unweighted count</i>															
Royal Navy	Agree	3.7	3.5	2.5	2.5	2.1	2.1
	Neutral	3.7	3.5	3.0	3.0	2.5	2.4
	Disagree	4.0	3.8	3.3	3.3	2.7	2.7
	<i>Unweighted count</i>															
Royal Marines	Agree	5.6	5.9	1.9	1.7	1.8	1.7
	Neutral	4.7	5.0	2.2	2.0	2.0	1.8
	Disagree	4.9	5.0	2.2	2.0	2.0	1.9
	<i>Unweighted count</i>															
Army	Agree	3.7	3.5	3.2	2.5	2.8	2.2
	Neutral	3.7	3.3	3.4	2.7	2.9	2.3
	Disagree	4.0	3.6	3.4	2.7	2.9	2.3
	<i>Unweighted count</i>															
RAF	Agree	3.6	3.8	2.3	2.4	2.0	2.1
	Neutral	3.6	3.8	2.8	2.9	2.3	2.4
	Disagree	3.7	4.1	3.0	3.2	2.5	2.6
	<i>Unweighted count</i>															

Key

	Margin of error less than 3%
	Margin of error 3% - 5%
	Margin of error 5% +

Margin of error is half the width of a 99% confidence interval. Darker colours indicate a greater degree of uncertainty in the estimate.

AFCAS 2016 Section 23 - Taking action

Source: Defence Statistics (Surveys)

Table B23.2 How strongly do you agree or disagree with the following? I think effective action has been taken in the [Service] on the results of AFCAS.

		Officers: Margin of error +/-%					Other Ranks: Margin of error +/-%					Total: Margin of error +/-%				
		2012	2013	2014	2015	2016	2012	2013	2014	2015	2016	2012	2013	2014	2015	2016
Tri-Service	Agree	2.0	2.1	1.9	1.6	1.6	1.3
	Neutral	2.4	2.2	2.2	1.8	1.9	1.5
	Disagree	2.4	2.3	2.1	1.8	1.8	1.5
	<i>Unweighted count</i>															
Royal Navy	Agree	3.3	3.2	2.4	2.4	2.0	2.0
	Neutral	4.0	3.8	3.2	3.2	2.6	2.6
	Disagree	4.1	3.9	3.4	3.4	2.8	2.7
	<i>Unweighted count</i>															
Royal Marines	Agree	5.7	6.0	1.9	1.7	1.8	1.6
	Neutral	5.3	5.7	2.3	2.1	2.1	1.9
	Disagree	5.1	5.4	2.2	2.0	2.0	1.9
	<i>Unweighted count</i>															
Army	Agree	3.5	3.4	3.1	2.5	2.7	2.2
	Neutral	4.0	3.6	3.6	2.8	3.1	2.4
	Disagree	4.1	3.7	3.4	2.7	2.9	2.3
	<i>Unweighted count</i>															
RAF	Agree	3.3	3.6	2.2	2.2	1.9	1.9
	Neutral	3.9	4.2	3.0	3.1	2.5	2.6
	Disagree	3.8	4.3	3.1	3.3	2.6	2.7
	<i>Unweighted count</i>															

Key

	Margin of error less than 3%
	Margin of error 3% - 5%
	Margin of error 5% +

Margin of error is half the width of a 99% confidence interval. Darker colours indicate a greater degree of uncertainty in the estimate.

AFCAS 2016 Section 23 - Taking action

Source: Defence Statistics (Surveys)

Table B23.3 This survey is?

		Officers: Margin of error +/-%					Other Ranks: Margin of error +/-%					Total: Margin of error +/-%				
		2012	2013	2014	2015	2016	2012	2013	2014	2015	2016	2012	2013	2014	2015	2016
Tri-Service	Too long	2.1	2.3	2.2	2.0	1.9	2.1	2.4	1.8	2.1	1.7	1.8	2.0	1.6	1.7	1.4
	About right	2.1	2.3	2.2	2.1	1.9	2.1	2.4	1.8	2.1	1.7	1.8	2.0	1.6	1.8	1.4
	Too short	0.3	0.4	0.3	0.6	0.4	0.6	0.5	0.4	0.6	0.4	0.5	0.4	0.3	0.5	0.4
	<i>Unweighted count</i>															
Royal Navy	Too long	3.3	3.7	3.5	3.2	3.3	2.7	2.6	2.5	3.1	3.1	2.2	2.2	2.1	2.5	2.5
	About right	3.3	3.7	3.5	3.3	3.3	2.7	2.6	2.5	3.1	3.1	2.2	2.2	2.1	2.5	2.5
	Too short	0.4	0.7	0.6	0.9	0.8	0.5	0.5	0.7	1.1	0.9	0.4	0.4	0.5	0.8	0.7
	<i>Unweighted count</i>															
Royal Marines	Too long	5.3	5.4	4.3	4.7	5.2	2.2	2.1	1.8	2.1	1.9	2.1	2.0	1.7	2.0	1.8
	About right	5.3	5.4	4.4	4.7	5.2	2.2	2.1	1.8	2.1	1.9	2.1	1.9	1.6	2.0	1.8
	Too short	0.9	..	0.7	1.1	0.9	0.4	0.5	0.4	0.5	0.4	0.4	0.4	0.3	0.4	0.4
	<i>Unweighted count</i>															
Army	Too long	3.6	4.0	3.6	3.4	3.0	3.4	3.7	2.8	3.3	2.6	2.9	3.3	2.5	2.8	2.2
	About right	3.6	4.0	3.6	3.5	3.1	3.4	3.7	2.8	3.3	2.6	2.9	3.3	2.4	2.9	2.2
	Too short	0.5	0.6	0.4	0.9	0.7	1.0	0.9	0.6	0.8	0.6	0.8	0.7	0.5	0.7	0.5
	<i>Unweighted count</i>															
RAF	Too long	3.5	3.6	3.7	3.3	3.3	2.6	2.9	3.0	2.6	2.7	2.1	2.4	2.5	2.2	2.3
	About right	3.5	3.6	3.7	3.4	3.4	2.6	2.9	3.0	2.7	2.8	2.2	2.4	2.5	2.2	2.3
	Too short	0.7	0.5	0.7	0.9	0.7	0.7	0.5	0.6	1.0	0.9	0.5	0.4	0.5	0.8	0.7
	<i>Unweighted count</i>															

Key

	Margin of error less than 3%
	Margin of error 3% - 5%
	Margin of error 5% +

Margin of error is half the width of a 99% confidence interval. Darker colours indicate a greater degree of uncertainty in the estimate.

AFCAS 2016 Section 23 - Taking action

Source: Defence Statistics (Surveys)

Table B23.4 How long did it take you to complete this survey?

		Officers: Margin of error +/-%					Other Ranks: Margin of error +/-%					Total: Margin of error +/-%				
		2012	2013	2014	2015	2016	2012	2013	2014	2015	2016	2012	2013	2014	2015	2016
Tri-Service	Less than 10 minutes	..	0.8	0.7	1.1	0.8	..	0.6	0.5	0.8	0.6	..	0.5	0.5	0.7	0.5
	10-20 minutes	..	2.3	2.1	2.3	2.2	..	2.0	1.5	1.9	1.6	..	1.7	1.3	1.7	1.4
	20-30 minutes	..	2.2	2.2	2.2	2.2	..	2.2	1.7	2.0	1.6	..	1.8	1.4	1.7	1.4
	30-40 minutes	..	1.8	1.8	1.5	1.5	..	2.0	1.6	1.8	1.4	..	1.7	1.4	1.5	1.2
	40-50 minutes	..	1.0	1.1	0.7	0.8	..	1.3	1.2	1.1	0.9	..	1.1	1.0	0.9	0.7
	50-60 minutes	..	0.6	0.6	0.4	0.5	..	1.2	0.8	0.8	0.8	..	1.0	0.7	0.6	0.6
	Over an hour	..	0.5	0.5	0.4	0.4	..	1.2	0.9	0.8	0.7	..	1.0	0.8	0.7	0.6
<i>Unweighted count</i>																
Royal Navy	Less than 10 minutes	..	1.2	1.1	1.4	1.3	..	0.8	0.7	1.0	0.9	..	0.7	0.6	0.8	0.8
	10-20 minutes	..	3.7	3.5	4.0	3.7	..	2.3	2.1	3.0	2.9	..	1.9	1.8	2.5	2.4
	20-30 minutes	..	3.6	3.6	3.7	3.7	..	2.4	2.4	3.1	3.0	..	2.1	2.0	2.5	2.5
	30-40 minutes	..	2.8	3.1	2.6	2.7	..	2.1	2.2	2.5	2.6	..	1.8	1.8	2.0	2.1
	40-50 minutes	..	1.5	1.9	1.3	1.2	..	1.5	1.6	1.5	1.7	..	1.2	1.3	1.2	1.3
	50-60 minutes	..	1.0	0.8	0.9	1.1	..	1.0	1.1	1.1	1.3	..	0.8	0.9	0.9	1.0
	Over an hour	..	0.8	0.7	0.8	0.9	..	1.1	1.1	1.2	1.2	..	0.9	0.8	0.9	0.9
<i>Unweighted count</i>																
Royal Marines	Less than 10 minutes	..	2.2	1.8	2.3	2.0	..	0.7	0.5	0.8	0.7	..	0.7	0.5	0.8	0.7
	10-20 minutes	..	5.4	4.3	5.4	5.8	..	2.1	1.6	2.0	1.8	..	2.0	1.5	1.9	1.7
	20-30 minutes	..	5.2	4.2	5.0	5.4	..	2.1	1.7	2.0	1.8	..	2.0	1.6	1.9	1.7
	30-40 minutes	..	3.8	3.2	2.8	3.4	..	1.7	1.5	1.6	1.5	..	1.6	1.4	1.5	1.4
	40-50 minutes	..	2.0	1.8	1.6	1.7	..	1.0	1.0	0.9	0.9	..	0.9	0.9	0.8	0.8
	50-60 minutes	..	1.1	1.0	..	0.7	..	0.7	0.7	0.5	0.7	..	0.6	0.6	0.4	0.6
	Over an hour	..	1.3	0.7	0.6	1.7	..	0.8	0.8	0.7	0.8	..	0.7	0.7	0.7	0.8
<i>Unweighted count</i>																
Army	Less than 10 minutes	..	1.5	1.1	2.0	1.4	..	0.9	0.8	1.2	1.0	..	0.8	0.7	1.1	0.8
	10-20 minutes	..	3.9	3.5	4.0	3.6	..	3.1	2.3	3.0	2.4	..	2.7	2.0	2.7	2.1
	20-30 minutes	..	3.8	3.6	3.7	3.5	..	3.4	2.5	3.1	2.4	..	3.0	2.2	2.7	2.1
	30-40 minutes	..	3.1	3.0	2.6	2.3	..	3.2	2.4	2.8	2.1	..	2.8	2.1	2.4	1.8
	40-50 minutes	..	1.7	1.7	1.0	1.2	..	2.1	1.8	1.8	1.4	..	1.8	1.6	1.5	1.2
	50-60 minutes	..	1.1	1.0	0.7	0.8	..	1.9	1.3	1.2	1.2	..	1.6	1.1	1.0	1.0
	Over an hour	..	0.8	0.8	0.5	0.6	..	1.9	1.4	1.3	1.2	..	1.7	1.2	1.1	1.0
<i>Unweighted count</i>																
RAF	Less than 10 minutes	..	1.2	1.1	1.5	1.4	..	0.7	0.8	0.9	1.1	..	0.6	0.6	0.8	0.9
	10-20 minutes	..	3.5	3.6	3.8	4.1	..	2.6	2.4	2.8	2.9	..	2.2	2.1	2.3	2.4
	20-30 minutes	..	3.5	3.7	3.6	3.9	..	2.7	2.9	2.8	3.0	..	2.2	2.4	2.3	2.5
	30-40 minutes	..	2.8	3.2	2.7	2.9	..	2.4	2.6	2.3	2.4	..	1.9	2.2	1.9	2.0

40-50 minutes	..	1.5	1.9	1.2	1.6	..	1.7	1.8	1.4	1.5	..	1.3	1.4	1.1	1.2
50-60 minutes	..	1.0	1.3	0.6	1.0	..	1.1	1.3	0.8	1.1	..	0.9	1.1	0.6	0.8
Over an hour	..	1.0	1.0	0.6	0.8	..	1.1	1.4	0.9	1.1	..	0.9	1.1	0.7	0.9
<i>Unweighted count</i>															

Key

	Margin of error less than 3%
	Margin of error 3% - 5%
	Margin of error 5% +

Margin of error is half the width of a 99% confidence interval. Darker colours indicate a greater degree of uncertainty in the estimate.