

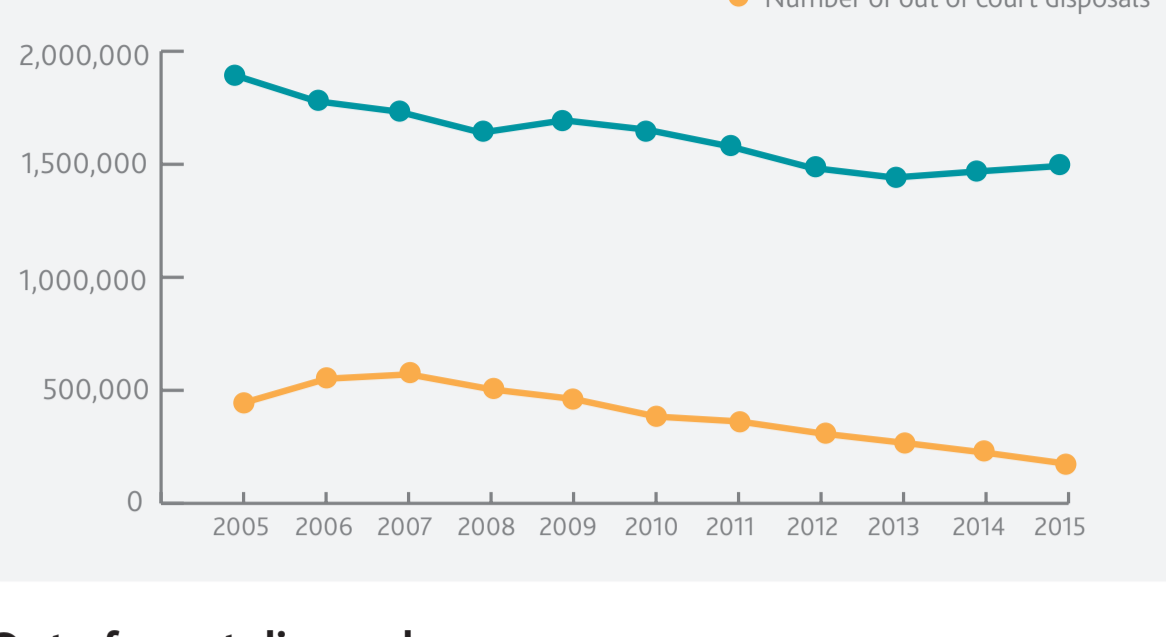
Criminal Justice Statistics

England and Wales, 2015



Overview

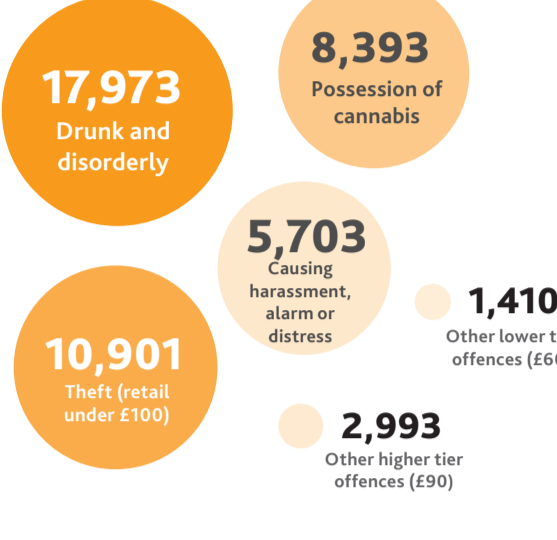
In the past decade, the total number of people and companies dealt with by the criminal justice system has decreased. The number of defendants prosecuted increased by 2% in the latest year, whereas the number given out of court disposals (excluding community resolutions) decreased by 23%.



Out of court disposals

The overall cautioning rate in 2015 was 15%, declining from a peak of 31% in 2007. The use of PND's has decreased year on year since their peak in 2007.

Number of offenders issued with Penalty Notices for Disorder (PND's), 2015



Number of offenders given cautions, 2015



Prosecutions and convictions

Over the past decade, the number of defendants prosecuted has decreased, and the composition of prosecutions at the magistrates' court has changed, with summary non-motoring decreasing less than other offence types:

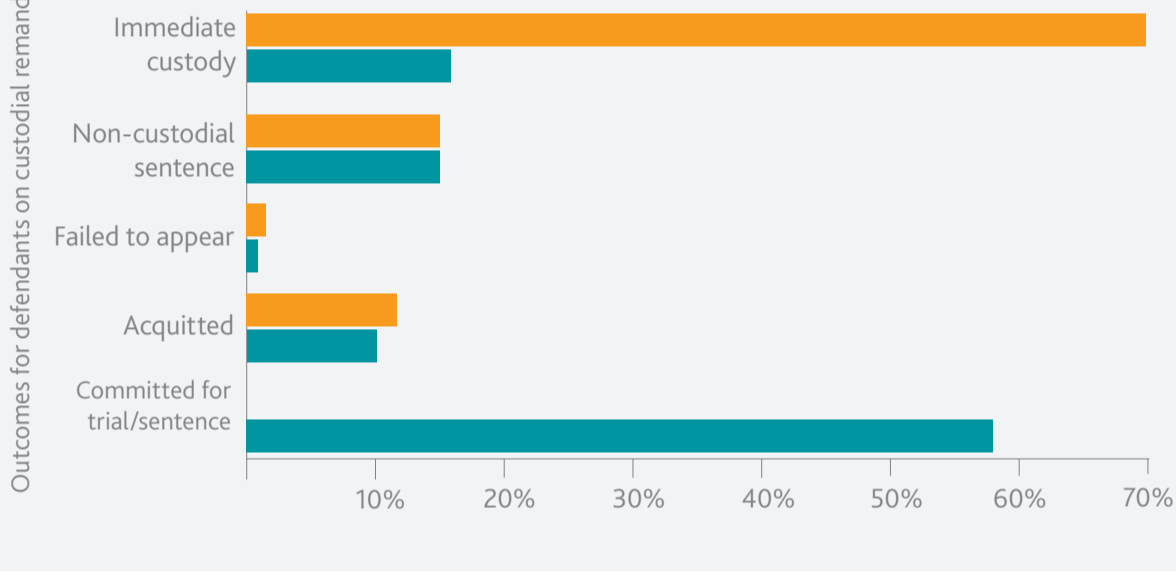
Change in the number of defendants prosecuted (2005-2015)



...and the number of juveniles convicted has fallen much more steeply than adults: **Juveniles 70%** **Adults 12%**

Remands

Most people remanded in custody at the Crown Court were later sentenced to immediate custody, and most remanded in custody at the magistrates' court were then committed for trial or sentence at the Crown Court:



Sentencing

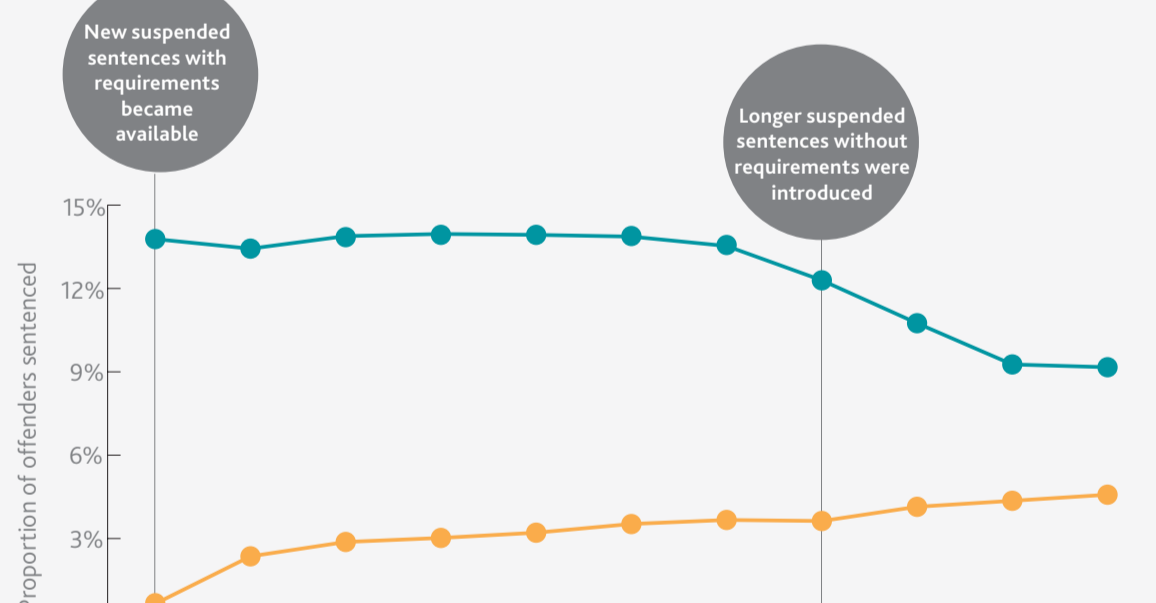
1.25 million offenders received sentences at courts in England and Wales in 2015. Most were fines:



Average custodial sentence length has increased by:



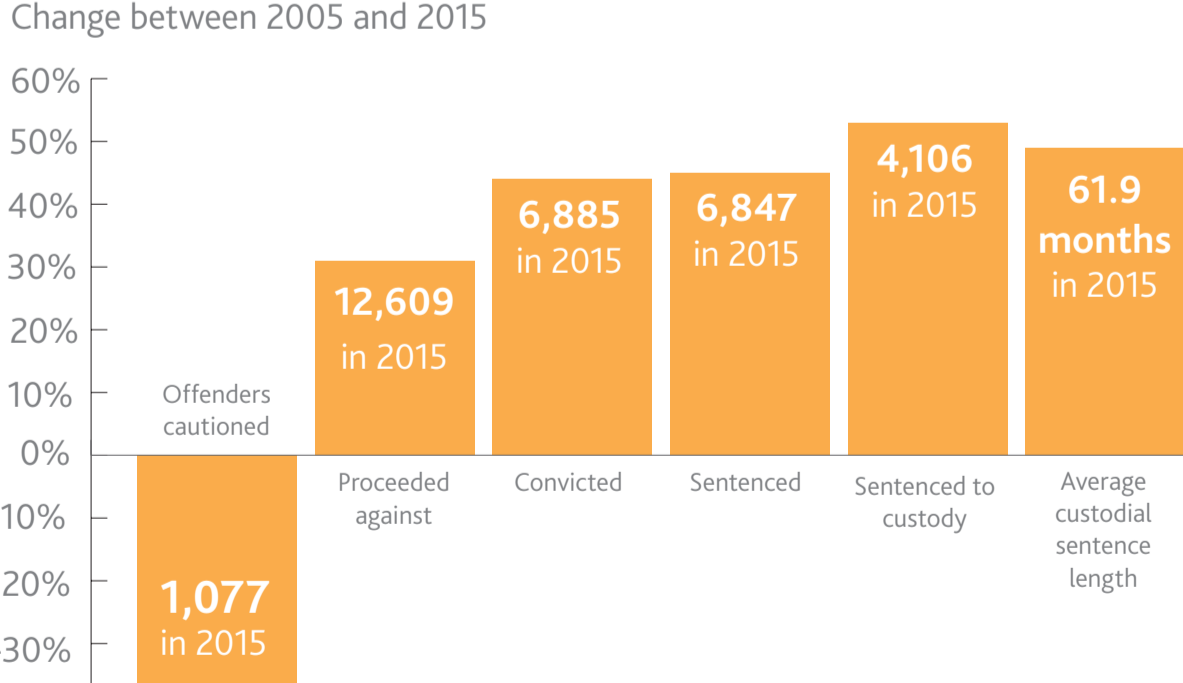
Use of community sentences has decreased and suspended sentences have become more prevalent:



Sexual offences

Cautions for sexual offences have been decreasing, but prosecutions, convictions, and custodial sentence lengths for sexual offences have increased since 2005.

Change between 2005 and 2015

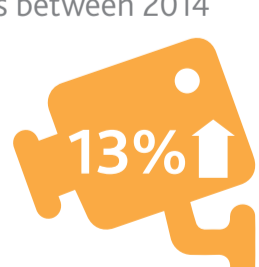


Motoring offences

The number of defendants prosecuted for motoring offences has increased by:



The largest increases between 2014 and 2015 were in:



Criminal histories

The number of first time entrants to the Criminal Justice System fell by 53% between 2005 and 2015.



The rate of decline in juvenile first time entrants has halved since 2013:

