

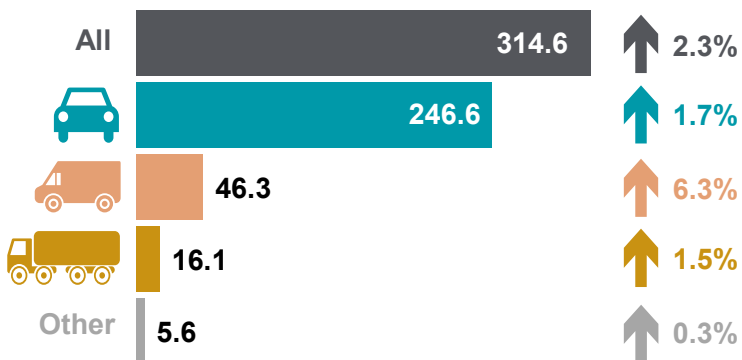
In the year to end June 2015 Motor Vehicle traffic in Great Britain was

314.6 billion vehicle miles

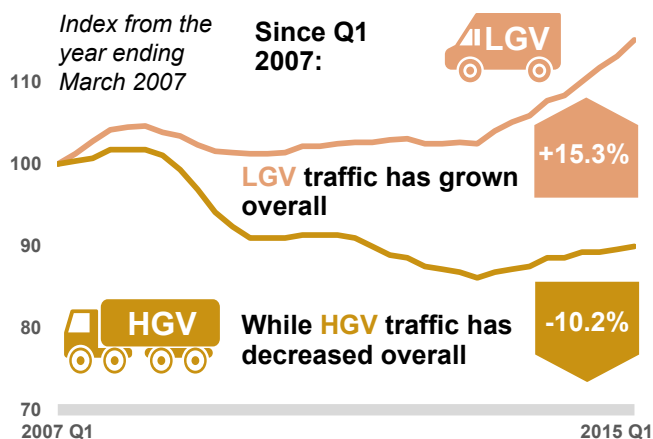
2.3% above the previous year

0.1% above the previous peak in 2007

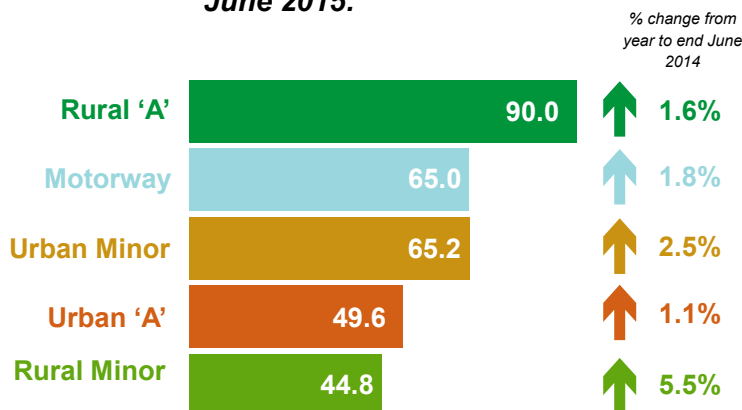
Vehicles *In the year ending June 2015:*



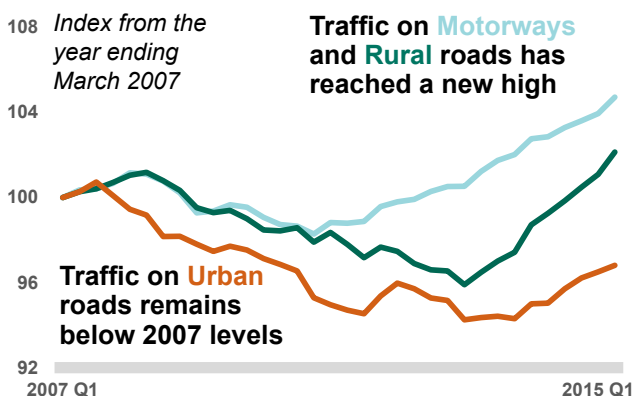
Longer term trends



Roads *In the year ending June 2015:*



Longer term trends



In context

Compared to the previous year:

GDP

+2.6%

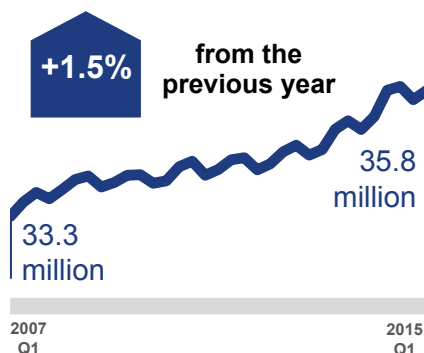


Premium unleaded

£ -12.6 p/litre

Licensed vehicles

In March 2015 there were 35.8 million vehicles licensed for use



Congestion

Average speed on local 'A' roads in England during the weekday morning peak:

23.8 mph

-0.6% from the year ending March 2015