



Taking Part focus on: art forms

Statistical Release

October 2016



Introduction

This report is one in a series of three *Taking Part, focus on* reports, presenting findings from the Taking Part survey. Taking Part is a continuous face to face household survey of adults aged 16 years and over and children aged 5 to 15 years old in England.

The *Taking Part, focus on* reports look at specific topics in more detail, with each report covering one of the following areas:

- 1) **Art forms**
- 2) Museums and galleries
- 3) Diversity

This *Taking Part focus on: art forms* report looks at adult engagement with the arts through attendance at and participation in arts events. It examines differences in arts engagement among different groups of the population, as well as the types of arts activities adults engage in, with a particular focus on live music events. Finally, it considers whether adults enjoyed and would recommend the arts activities that they attended or participated in.

Forthcoming statistical releases

Adult releases of Taking Part are usually published twice a year in July and December. However, the next biannual release will be January 2017 (to allow time for additional data processing following a change in contractors) and will present data covering the period October 2015 – September 2016. The next Child release of Taking Part will be in July 2017.

The next series of Taking Part, short stories will be published in April 2017.

You can find out about upcoming releases in our Official Statistics Release Calendar [here](#) or, if you would like further information on these releases or the Taking Part survey, please contact the Taking Part team on TakingPart@culture.gov.uk.

Developments to Taking Part survey

In March 2016 DCMS published a [strategy](#) outlining proposed developments to the Taking Part survey over the next five years, which will ensure the survey is fit for the future and supports the evidence needs of DCMS sectors.

To complement the statistical releases and to make Taking Part data more accessible, a suite of [online analysis tools was launched in July 2016](#). These tools are aimed at allowing more users to interrogate the Taking Part data themselves. These tools are still under development, we welcome your views and feedback via email to takingpart@culture.gov.uk.

Headline figures

76.1 per cent of adults asked between April 2015 and March 2016 **had attended or participated in the arts in the previous year**, a similar rate to 2005/06 and 2014/15 but a statistically significant decrease since 2012/13.

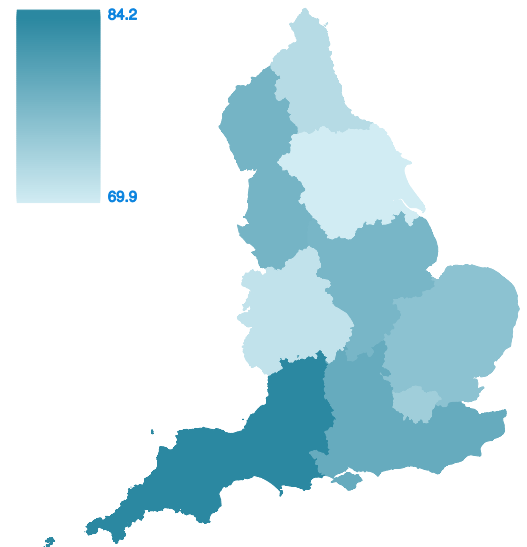
Since 2005/06, there has been a **statistically significant increase** in arts engagement in the **North West** (from 71.5 per cent to 77.8 per cent). Engagement in all other regions has remained at a similar rate to 2005/06.

Adults aged **65-74 years old** have seen a **significant increase** in engagement since 2005/06 (from 70.7 per cent to 77.8 per cent). Those aged **75 and over** continue to have a **significantly lower arts engagement rate than any other age group**.

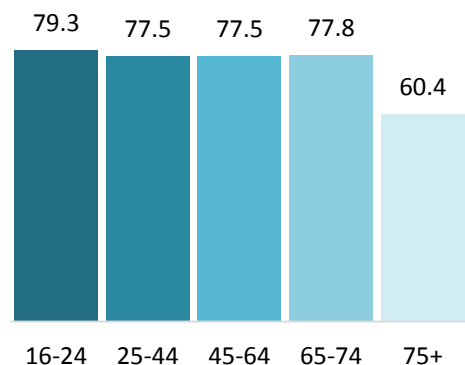
Between April 2015 and March 2016, significantly **more women than men** engaged with the arts (80.2 per cent of women and 71.8 per cent of men). For both men and women, the level of engagement has remained steady since 2005/06.

Those from the **white ethnic group** were **more likely** to engage in the arts than those from the **Black and minority ethnic group** (77.6 per cent and 65.5 per cent respectively).


Region



Age



Gender

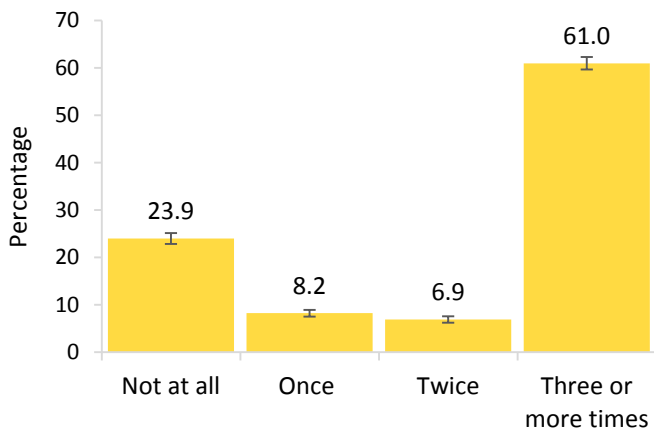


Arts Engagement

In 2015/16, 76.1 per cent of adults had **engaged in the arts** in the last year, a similar rate to 2005/06 and to 2014/15, but a significant decrease on the 2012/13 high of 78.4 per cent.

More than three in five adults (61.0 per cent) had engaged with the arts **three or more times** during this period, this is a significant decrease from 62.5 per cent in 2005/06. (Figure 1). 8.2 per cent of adults had **engaged only once** in the previous 12 months, a significant increase from 7.2 per cent in 2005/06, while 23.9 per cent had **not engaged with the arts at all**, a similar rate to 2005/06.

Figure 1: Frequency of engagement with the arts, April 2015 to March 2016



What is a confidence interval?

A confidence interval provides a range in which there is a specific probability that the true value will lie within. For this survey, 95% confidence intervals are used. This means, had the sampling been conducted 100 times, creating 100 confidence intervals, then 95 percent of these intervals would contain the true value.

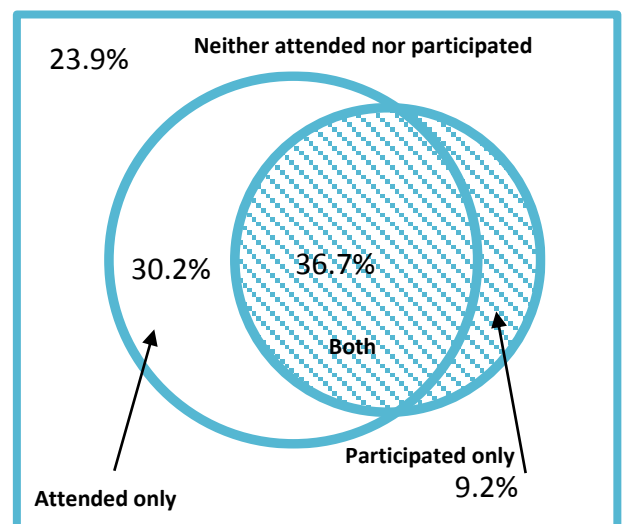
Notes

(1) Confidence intervals range between +/-0.7 and +/-1.3.

Attendance and Participation

The measure of engagement with the arts includes attendance at events and participation in activities. 76.1 per cent of adults had engaged with the arts at **least once in the 12 months** prior to interview, and over a third (36.7 per cent) had **both attended events and participated in activities**. Three in ten (30.2 per cent) had **only attended events** and 9.2 per cent had **only participated in activities** (Figure 2).

Figure 2: Proportion of adults engaging in the arts in the last 12 months, either through attendance or participation

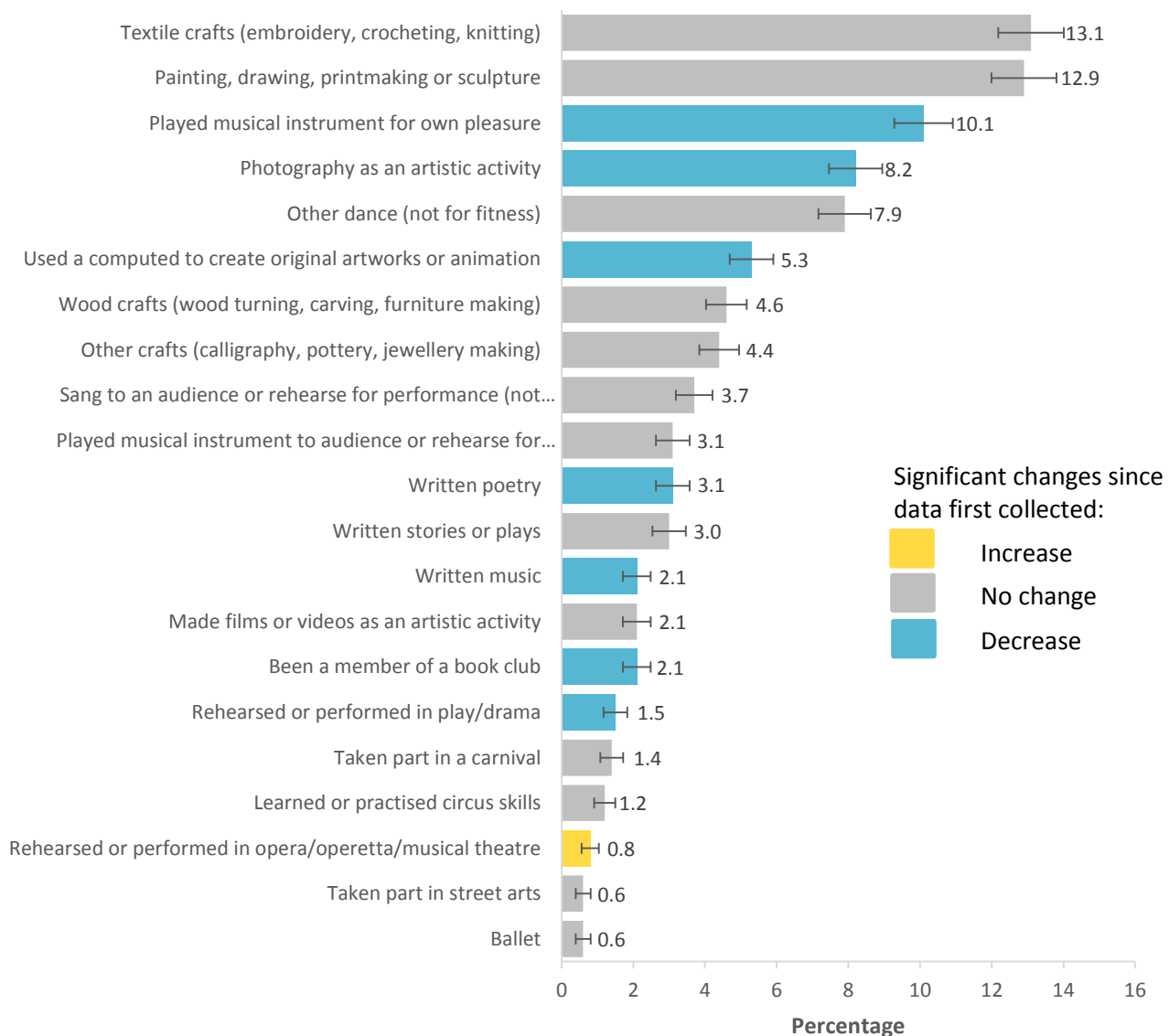


Art forms - participation

Respondents were asked which arts activities they had participated in during the 12 months prior to interview, selecting all activities that applied to them from a list (see Annex B). Between April 2015 and March 2016, 13.1 per cent of adults had participated in **textile crafts** and 12.9 per cent had taken part in **painting, drawing, printmaking or sculpture**, similar levels to 2005/06.

Since 2005/06, there has been a small but significant increase in the proportion of adults that rehearsed or performed in opera/operetta/musical theatre (from 0.5 per cent to 0.8 per cent).

Figure 3: Art forms participated in, 2015/16, showing significant changes since data first collected



Notes:

(1) Confidence intervals range between +/- 0.2 and +/- 1.3.

(2) Significant differences relate to the year 2005/06, apart from the following activities which were introduced into the questionnaire in 2008/09: taken part in a carnival, taken part in street arts and been a member of a book club.



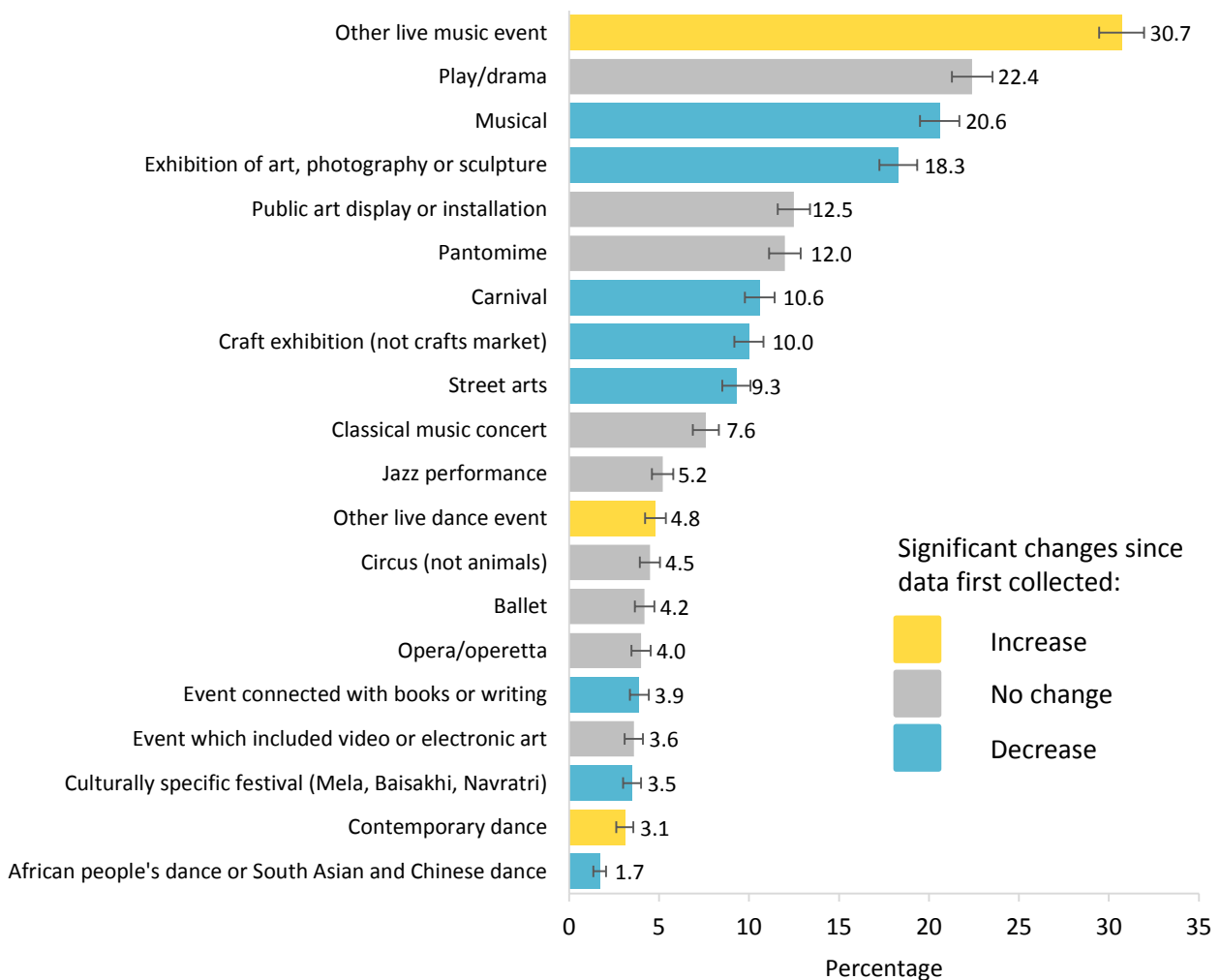
Art forms - attendance

Respondents were also asked to identify which arts events they had attended in the 12 months prior to interview, from a list (see Annex B). They were asked to identify all that applied to them. In 2015/16 three in ten (30.7 per cent) had attended a **live music event** classified as ‘other’ in the 12 months prior to interview, a significant increase from 24.4 per cent in 2005/06 (Figure 4).

Other events that have seen an increase in attendance since 2005/06 include:

- **‘other’ live dance event** (from 3.8 per cent to 4.8 per cent);
- **contemporary dance** (from 2.2 per cent to 3.1 per cent).

Figure 4: Art forms attended, 2015/16, showing significant changes since data first collected



Notes:

(1) Confidence intervals range between +/- 0.4 and +/- 1.3.

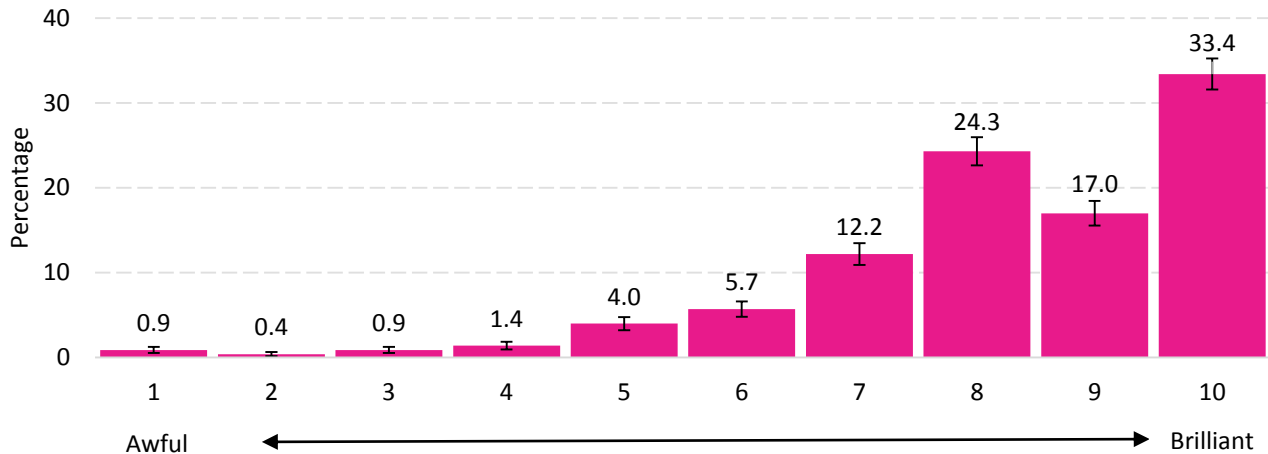
(2) Significant differences relate to the year 2005/06, apart from the following events which were introduced into the questionnaire in 2008/09: attended a pantomime, musical, circus and public art display or installation.

Enjoyment of arts engagement

Participation

Respondents were asked how much they had enjoyed doing an arts activity. 33.4 per cent of adults felt that the activity was **brilliant**, giving it 10 out of 10, a significant increase from 29.2 per cent when this question was first asked in 2006/07 (Figure 5). On average respondents gave an enjoyment rating of 8.3 out of 10 (mean score).

Figure 5: Enjoyment of arts participation, 2015/16




Notes:

(1) Confidence intervals range between +/- 0.2 and +/- 1.8.

Of those that had participated in the arts, almost all (96.0 per cent) said that they would **definitely or probably** do the activity again (Figure 6).

Figure 6: Likelihood of participating in the arts activity again, 2015/16



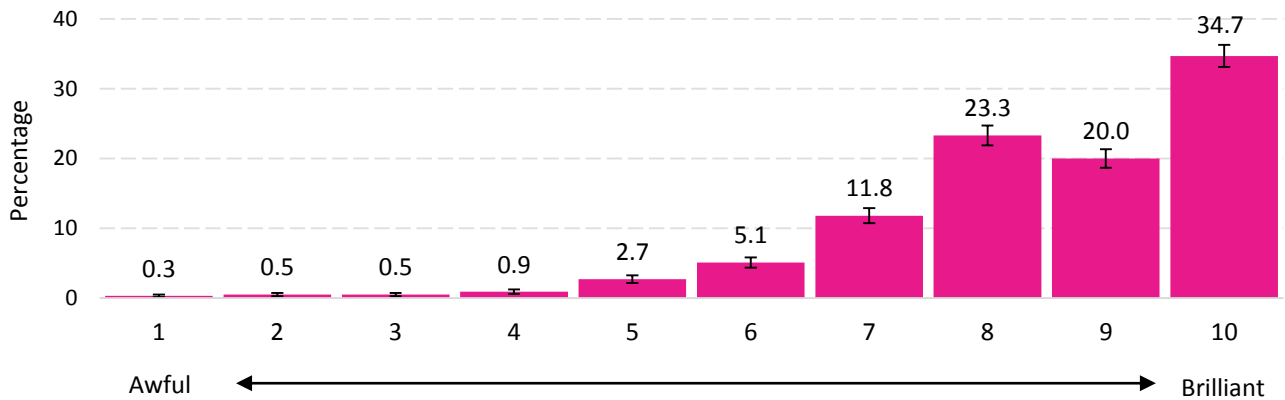
Significantly more adults said that they had **recommended the arts activity to a friend or family member** than those who said they had not (58.7 per cent had recommended compared to 41.3 per cent who had not).



Attendance

Respondents were asked how much they had enjoyed attending an arts event. Figure 7 shows that 34.7 per cent felt that the event was **brilliant**, giving it a top score of 10 out of 10, a significant increase from 27.0 per cent when this question was first asked in 2006/07. On average respondents gave an enjoyment rating of 8.5 out of 10 (mean score).

Figure 7: Enjoyment of arts attendance, 2015/16




Notes:

(1) Confidence intervals range between +/- 0.2 and +/- 1.6.

Of those that had attended an arts event, almost all (97.6 per cent) said that they would **definitely or probably** attend an arts event again (Figure 8).

Figure 8: Likelihood of attending the arts event again, 2015/16



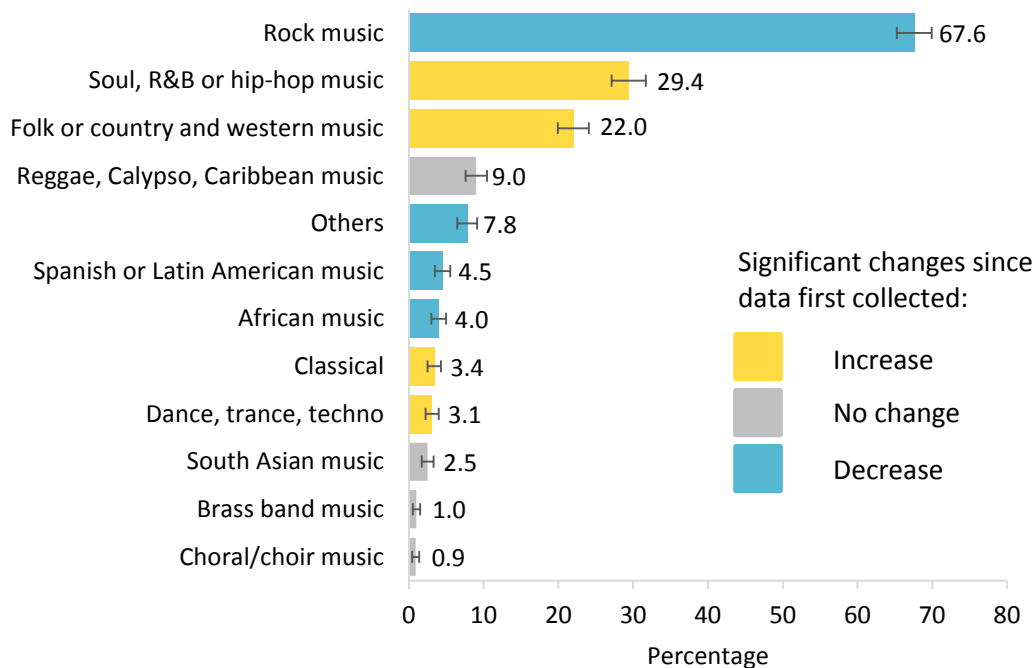
Significantly more adults said that they had **recommended the arts event to a friend or family member** than those who said they had not (77.1 per cent had recommended compared to 22.9 per cent who had not).

Live music events

In 2015/16, 30.7 per cent of adults had attended ‘other live music events’: live music events that were not musicals, operas/operettas, classical concerts or jazz performances. Respondents were then asked to identify the types of music event that they had attended, with over two thirds (67.6 per cent) selecting **rock music**, significantly fewer than had attended this type of event in 2005/06 (76.3 per cent). 29.4 per cent of adults that had been to ‘other live music events’ had attended **soul, R&B or hip-hop music events**, a significant increase from 20.8 per cent in 2005/06 (Figure 9).

While a similar proportion of **men** and **women** attended most types of live music events, significantly more men than women attended rock music events (72.7 per cent of men compared to 62.8 per cent of women) and significantly more women than men attended soul, R&B or hip-hop events (27.0 per cent of men compared to 31.7 per cent of women).

Figure 9: Types of live music attended, 2015/16, showing significant changes since data first collected



Notes:

(1) Confidence intervals range between +/- 0.5 and +/- 2.4.

(2) Significant differences relate to the year 2005/06, apart from classical which was introduced into the questionnaire in 2007/08 and choral/ choir music which was introduced in 2008/09.

Respondents were also asked what type of venue they had attended live music events in. More than three in five adults who had attended a live music event (63.7 per cent) had been to a **medium to large live music venue**, a significant increase since 2005/06 (60.2 per cent). 32.3 per cent had listened to live music in a **pub or bar**, a significant decrease from 35.4 per cent in 2005/06, and over a quarter of adults (28.6 per cent) had attended a live music event in a **park or field**, a significant increase from 24.7 per cent in 2005/06.



Annex A: Further details

1. The Taking Part survey is commissioned by the Department for Culture, Media and Sport (DCMS) and its partner Arm's Length Bodies (ALBs). For 2011 to 2016 these are Arts Council England, Historic England and Sport England.
2. Taking Part is a National Statistics output and as such has been produced to the high professional standards set out in the Code of Practice for Official Statistics. National Statistics undergo regular quality assurance reviews to ensure they meet customer needs and are produced free from any political interference. See the [Statistics Authority code of practice](#) for more information.

The UK Statistics Authority has designated these statistics as National Statistics, in accordance with the Statistics and Registration Service Act 2007 and signifying compliance with the Code of Practice for Official Statistics.

Designation can be broadly interpreted to mean that the statistics:

- meet identified user needs;
- are well explained and readily accessible;
- are produced according to sound methods; and
- are managed impartially and objectively in the public interest.

Once statistics have been designated as National Statistics it is a statutory requirement that the Code of Practice shall continue to be observed. See the [UK Statistics Authority assessment](#) for more information.

3. The latest results presented here are based on interviews issued between April 2015 and March 2016, unless otherwise stated. The total sample size for this period is 10,171.
4. Statistical significance tests have been run at the 95% level. A significant increase at the 95% level means that there is less than 5% (1 in 20) chance that the difference observed within the sampled respondents was not also observed in the English population as a whole.
5. For more information see the [Taking Part survey](#) webpages, including previous publications. Versions of the [questionnaires](#) from all years of the survey are also available.
6. The fieldwork for the survey was conducted by TNS-BMRB. For more information, see <http://www.tns-bmr.co.uk>.
7. Record level datasets for the Taking Part survey, from 2005/06 onwards, can be accessed via the [UK Data Service](#). Adult, child and longitudinal datasets are available.
8. The responsible statistician for this release is Mary Gregory. For enquiries on this report, please contact Eloise Poole on 01619344467.
9. For general enquiries telephone: 0207 211 6200 or email enquiries@culture.gov.uk.
10. To be kept informed about Taking Part publications and user events, please sign up to the Taking Part online [newsletter here](#). You can follow us on Twitter [@DCMSInsight](#).

Annex B: Sector definition

The following annex presents the definitions for adult participation in the arts sector.

The respondent is asked if they have participated in a given list of arts activities, or attended a given list of arts events. Eligible activities and events are as follows.

Participation:

- Dance – ballet or other dance (not for fitness)
- Singing – live performance or rehearsal/practice (not karaoke)
- Musical instrument – live performance, rehearsal/practice or played for own pleasure
- Written music
- Theatre – live performance or rehearsal/practice (e.g. play or drama)
- Opera/musical theatre – live performance or rehearsal/practice
- Carnival (e.g. as a musician, dancer or costume maker)
- Street arts (art in everyday surroundings like parks, streets, shopping centre)
- Circus skills (not animals) – learnt or practised
- Visual art – (e.g. painting, drawing, printmaking or sculpture)
- Photography – (as an artistic activity, not family or holiday ‘snaps’)
- Film or video – making as an artistic activity (not family or holidays)
- Digital art – producing original digital artwork or animation with a computer
- Craft – any craft activity (e.g. textiles, wood, metal work, pottery, calligraphy etc.)
- Creative writing – original literature (e.g. stories, poems or plays)
- Book club – being a member of one

Attendance:

- Visual art exhibition (e.g. paintings, photography or sculpture)
- Craft exhibition (not crafts market)
- Event which included video or digital art
- Event connected with books or writing
- Street arts (art in everyday surroundings like parks, streets or shopping centre)
- Public art display or installation (an art work such as sculpture that is outdoors or in a public place)
- Circus (not animals)
- Carnival
- Culturally specific festival (e.g. Mela, Baisakhi, Navratri)
- Theatre (e.g. play, drama, pantomime)
- Opera/musical theatre
- Live music performance (e.g. classical, jazz or other live music event but not karaoke)
- Live dance event (e.g. ballet, African People’s dance, South Asian, Chinese, contemporary or other live dance)

© Crown copyright 2016

You may re-use this information (not including logos) free of charge in any format or medium, under the terms of the Open Government Licence.

To view this licence, visit www.nationalarchives.gov.uk/doc/open-government-licence/ or write to the Information Policy Team, The National Archives, Kew, London TW9 4DU, or email: psi@nationalarchives.gsi.gov.uk.

