

# Royal Navy and Royal Marines Monthly Personnel Situation Report for June 2016



Ministry of Defence

(Published 14 July 2016)

## Statistical Release

Issued by:  
Defence Statistics

The statistician responsible for this report is the Defence Statistics (Navy) Head of Branch.

Email:  
[Defstrat-stat-navy-hd@mod.uk](mailto:Defstrat-stat-navy-hd@mod.uk)

If you would like to be informed by email of updates to this publication please subscribe via email:  
[Defstrat-stat-Navy@mod.uk](mailto:Defstrat-stat-Navy@mod.uk)

We welcome feedback, comments and queries on this report. Please contact us on the above email

The Background Quality Report for this publication can be found at:  
[Background Quality Report](#)

## Links to other publications which may be of interest

[UK Armed Forces Redundancy Programme Statistics](#) This publication contains information on the number of UK Armed Forces personnel either applying or being selected for redundancy in the various tranches. Please note that not all of those who applied were selected and not all of those that were selected had applied for redundancy.

[Royal Navy Quarterly Pocket Brief](#) This quarterly publication contains information on strengths, requirements, intakes and outflows from the Royal Navy service

This publication is a monthly report providing information on the number of Royal Navy and Royal Marine personnel joining and leaving the Regular service. It also shows the strengths of the Regular and Full Time Reserves Service (FTRS) Royal Navy and Royal Marines by rank and Length of Service. This publication is complemented by the [Royal Navy Quarterly Pocket Brief](#) which also shows breakdown of ethnicity in the RN/RM, Army and RAF.

**Information about some of the tables used in this report** The Royal Marine Aircrew-men are included with Warfare (Air); Royal Marine Medical Assistants are included with Medical. Where an RM/RN total split is given they are included with the RM. Warfare Officers include Royal Marine pilots. From August 2015 Communication and Information Specialists are now counted towards Engineer Technician (Weapon Engineer) having moved from Warfare branch. This has implications for tables 1a, 9b, 10b and 12b. FTRS are only included in table 1, unless otherwise stated.

**Voluntary Outflow (VO)** Voluntary Outflow exit rates are calculated using the 12 month total VO divided by the average strength, which is calculated using a 12 month centred rolling average. This centres the data and gets a midpoint month. 13 months of strengths are used, starting mid-way through one month and ending mid-way through the same month a year later. This way the moving average VO rate falls on a specific month rather than being in between months.

## The key points for June 2016

### Strengths

- The trained regular strength of the RN/RM including FTRS Regulars was 29,580 giving a deficit of 1.8% against the liability as shown in Table 1a.
- The trained regular strength excluding FTRS regulars was 29,270, a decrease of 90 from the previous month, also shown in Table 1a.

### Outflows

- The total outflow from the trained regular strength excluding FTRS, was 2,510 in the 12 months to 1 June 2016, made up of 2,120 Ratings and 390 Officers as shown in Tables 9a and 9b.

# Royal Navy and Royal Marines Monthly Personnel Situation Report - Contents List

[Summary of NATO Ranks](#)

[Glossary of Terms and Definitions used within this publication](#)

[Revisions](#)

[Data Sources](#)

[Data Issues - Strengths and Weaknesses](#)

[Rounding Policy](#)

[Liability](#)

[Feedback](#)

## **Current and Historic Trained Strengths**

- 1a. Trained strengths and liability
- 1b. Summary of RN/RM strengths by service and arm
- 1c. Graph of historic trained regular trained strengths and liability by Quarter
- 1d. Graph of historic trained regular trained strengths and liability by Month

## **Trained strengths by Branch, Specialisation and Arm**

- 2a. Trained regular Officer strengths and liability by Branch, Specialisation and Arm
- 2b. Trained regular Ratings strengths and liability by Branch, Specialisation and Arm
- 2c. FTRS Officers (regular and non-regular) strengths and liability by Branch, Specialisation and Arm
- 2d. FTRS Ratings (regular and non-regular) strengths and liability by Branch, Specialisation and Arm

## **Trained regular strengths by branch and paid rank**

- 3a. Trained regular Officer strengths and liability
- 3b. Trained regular Ratings strengths and liability
- 3c. Graphs of trained regular Officer surplus/deficit by paid rank
- 3d. Graphs of trained regular Ratings surplus/deficit by paid rank
- 3e. FTRS Officer strengths by branch and paid rank
- 3f. FTRS ratings strengths by branch and paid rank

## **Trained regular strengths by branch specialisation, arm and paid rank**

- 4a. (GS) Trained regular Officer General Service strengths by Branch, Specialisation, Arm and paid rank
- 4a. (SM) Trained regular Officer Submariner strengths by Branch, Specialisation, Arm and paid rank
- 4a. (FAA) Trained regular Officer Fleet Air Arm Branch, Specialisation, Arm and paid rank
- 4b. (GS) Trained regular Ratings General Service strengths by Branch, Specialisation, Arm and paid rank
- 4b. (SM) Trained regular Ratings Submariner strengths by Branch, Specialisation, Arm and paid rank
- 4b. (FAA) Trained regular Ratings Fleet Air Arm strengths by Branch, Specialisation, Arm and paid rank

**Untrained regular strengths by branch and Paid Rank**

- 5a. Untrained regular Officer strengths by Branch and paid rank
- 5b. Untrained regular Ratings strengths by Branch and paid rank

**Trained regular strengths by Top Level Budget (TLB) and paid rank**

- 6a. Trained regular strength by TLB and paid rank

**Trained regular length of service (LoS)**

- 7a. Trained regular length of service by rank
- 7b. Graph of trained regular Officer length of service by paid rank split by RN and RM
- 7c. Graph of regular Ratings and length of service by paid rank split by RN and RM

**Trained regular Officer and Rating due outflow over the next 12 months**

- This table was removed from the publication in July 2013

**Trained regular outflow**

- 9a. Trained regular Officer outflow
- 9b. Trained Regular Rating outflow

**Trained Regular Voluntary Outflow**

- 10a. Trained Regular Officer voluntary outflow exits by paid rank
- 10b. Trained Regular Rating voluntary outflow exits by paid rank

**Trained regular promotion to substantive rank**

- 11a. Trained regular Officer promotions to substantive rank
- 11b. Trained regular Ratings promotions to substantive rank

**Gains to the Trained Strength (GTS)**

- 12a. Gains to the Officer trained strength by Branch showing the last 4 full financial years and the last 12 months.
- 12b. Gains to the Ratings trained strength by Branch showing the last 4 full financial years and the last 12 months

**Trained Intake from 'Civil Life' or 'Another Service'**

- 13a. Trained intake to the regular service showing the last 4 full financial years, the last 12 months and the last month

## Summary of NATO Ranks

Officers				
NATO Rank	Royal Navy	Royal Marines	Army	RAF
OF10	Admiral of The Fleet	N/A	Field Marshal	Marshal of the RAF
OF9	Admiral of The Fleet	General	General	Air Chief Marshal
OF8	Vice Admiral	Lieutenant General	Lt – General	Air Marshal
OF7	Rear Admiral	Major General	Major General	Air Vice Marshal
OF6	Commodore	Brigadier	Brigadier	Air Commodore
OF5	Captain	Colonel	Colonel	Group Captain
OF4	Commander	Lt Colonel	Lt Colonel	Wing Commander
OF3	Lieutenant Commander	Major	Major	Squadron Leader
OF2	Lieutenant	Captain	Captain	Flight Lieutenant
OF1	Sub-Lieutenant	Lieutenant / 2 <sup>nd</sup> Lieutenant	Lieutenant / 2 <sup>nd</sup> Lieutenant	Flying Officer / Pilot Officer
OFD	Officer Designate	Officer Designate	N/A	N/A

Ratings				
NATO Rank	Royal Navy	Royal Marines	Army	RAF
OR9	Warrant Officer 1	Warrant Officer 1	Warrant Officer 1	Warrant Officer
OR8	Warrant Officer 2	Warrant Officer 2	Warrant Officer 2	N/A
OR7	Chief Petty Officer	Colour Sergeant	Staff Sergeant	Flight Sergeant
OR6	Petty Officer	Sergeant	Sergeant	Sergeant
OR5	N/A	N/A	N/A	N/A
OR4	Leading Rate	Corporal	Corporal	Corporal
OR3	N/A	Lance Corporal	Lance Corporal	N/A
OR2	Able Rate	Marine (1 <sup>st</sup> Class)	Private	JT/LAC/SAC/AC
OR1*	Ordinary Rate / Junior	Marine (2 <sup>nd</sup> Class) / Junior	N/A	N/A

\* Now obsolete

## Glossary of Terms and Specialisations used within this publication

Term	Definition
Officer	An officer is a member of the Armed Forces holding the Queen's Commission to lead and command elements of the forces. Officers form the middle and senior management of the Armed Forces. This includes ranks from Sub-Lt/2nd Lt/Pilot Officer up to Admiral of the Fleet/Field Marshal/Marshal of the Royal Air Force, but excludes Non-Commissioned Officers
Other Ranks / Ratings	Other Ranks are members of the Royal Marines who are not Officers (but Other Ranks do include Non-Commissioned Officers). The equivalent group in the Royal Navy is known as "Ratings".
Ministry of Defence	The Ministry of Defence (MOD) is the United Kingdom government department responsible for the development and implementation of government defence policy and is the headquarters of the British Armed Forces. The principal objective of the MOD is to defend the United Kingdom and its interests. The MOD also manages day to day running of the armed forces, contingency planning and defence procurement.
RNR	Royal Naval Reserve is the Volunteer Reserve element of the Royal Navy. Together with the Royal Marine Reserve they make up the <b>Maritime Reserve</b> .
RMR	Royal Marine Reserve is the Volunteer Reserve element of the Royal Marines. Together with the Royal Naval Reserve they make up the <b>Maritime Reserve</b> .
Maritime Reserve	Is the Volunteer Reserve element of the Naval Service that count towards the Future Reserve 2020 (FR20) programme. They comprise the Royal Naval Reserve and the Royal Marine Reserve and include mobilised and High Readiness Maritime Reserve personnel, plus Maritime Reserve personnel serving on FTRS and ADC contracts. The FR20 Trained Strength target for the Maritime Reserve is 3,100.
FTRS	<b>FTRS (Full-Time Reserve Service)</b> are personnel who fill Service posts for a set period on a full-time basis (this is different from mobilisation) while being a member of one of the Reserve Forces, either as an ex-regular or as a volunteer.  Each Service uses FTRS personnel differently. The Naval Service predominantly uses FTRS to backfill gapped regular posts. However, they do have a small number of FTRS personnel that are not deployable for operations overseas.
FTRS Regular	FTRS Personnel counted against the Regular Liability
FTRS Non Regular	FTRS Personnel not counted against the Regular Liability
Transfer Trainees	Trained Personnel undergoing further training in an alternative discipline
GS	General Service - Surface Fleet
SM	Submarine - Submarines

FAA	Fleet Air Arm – The Royal Navy’s Aviation branch.
VO	Voluntary Outflow - all voluntarily generated exits from trained personnel
TX	Time Expiry - personnel who leave service at the end of their engagement
OW	Other Wastage - outflow from trained strength due to a number of reasons, including (but not limited to) disciplinary, death, medical
JPA	Joint Personnel Administration: the system used by the Armed Forces to deal with matters of pay, leave and other personnel administrative tasks. JPA replaced the Naval Service IT system in November 2006
QARNNS	Queen Alexandra's Royal Naval Nursing Service - the Nursing branch of the Royal Navy which work alongside the Royal Navy Medical branch
Strength	the number of personnel (for each Service, strength is partially determined by its requirement)
Trained Strength	Comprises military personnel who have completed Phase 1 and Phase 2 training: Phase 1 training includes all new entry training to provide basic military skills Phase 2 training includes initial individual specialisation, sub-specialisation and technical training following Phase 1 training prior to joining the trained strength
Untrained Strength	Comprises military personnel who have yet to complete Phase 2 training

#### **Outflow Tables                      9a, 9b, 10a, 10b**

The outflow tables presented in this report give a true reflection of the number of service personnel who have left the Royal Navy or the Royal Marines from each of the branches .

The corresponding figures at the top of each of the tables show how many personnel have left the Royal Navy or the Royal Marines as a summation of the outflows of all of the branches.

The very top line of each table shows the sum of the exits from the Royal Navy and the Royal Marines. As a result, this total figure includes the number of people who have transferred between the Royal Navy and Royal Marines.

The UK Armed Forces Monthly Personnel Statistics, produced by Defence Statistics (Tri Service) reports on the total number of outflows from each of the three services (Royal Navy and Royal Marines are reported together as a single service) in tables 5c and 5d. Since the Tri Service report does not include transfers between the Royal Navy and Royal Marines, the figures reported will differ between the two publications, with the UK Armed Forces Monthly Personnel Statistics indicating a lower number of outflows.

## Background Information

### Revisions

Defence Statistics has undertaken a major review of all Armed Forces personnel data from the Joint Personnel Administration System (JPA). This has resulted in changes to the strengths, intake and outflow reported in this publication, the periods affected are: FLOWS – from period ending 31 March 2009 to the period ending 31 October 2011, changes to monthly outflow range from fewer than 10 to around 50. STRENGTHS – from 1 May 2009 to 1 November 2011 (inclusive), changes of around 20 per month have been made to the headline strengths. The revised data are considered finalised and are therefore no longer marked provisional. Data for 1 November 2011 and subsequent data are considered final.

The number of trained regular outflows (tables 9a, 9b, 10a and 10b) and promotions (table 11a) for financial years 2010/11, 2011/12 was reported incorrectly in previous situation reports dating from November 2012 to August 2014. Correct figures are reported in September 2014 and subsequent situation reports. No previous publications have been revised.

### Data Sources

Royal Navy/ Royal Marines statistics prior to March 2006 are compiled from pay records held by the Service Personnel and Veterans Agency (SPVA, formerly the Armed Forces Personnel Administration Agency). In March 2006 the transfer of all Regular Service personnel records to the Joint Personnel Administration (JPA) system began. Statistics are compiled from JPA for the Royal Navy/ Royal Marines from November 2006.

### Rounding Policy

All totals are rounded in accordance with the Defence Statistics rounding policy; therefore totals may not equal the sum of their parts. All numbers are rounded to the nearest 10 with numbers ending in 5 rounded to the nearest multiple of 20 to avoid bias. Numbers that would be rounded to 0 are represented by '~'.

### Liability

Liability is also known as requirement. The liability used in this publication is taken from the Planning Liability PL 2-15, scaled to DP15.

**Feedback**

At Defence Statistics we welcome feedback on our statistical products, if you have any comments or questions about this publication or about the statistics produced by Defence Statistics in general, please contact us as follows:

Contact: **Defence Statistics**

Email: [DefStrat-Stat-Navy@mod.uk](mailto:DefStrat-Stat-Navy@mod.uk)

Visit our website: [www.gov.uk/organisations/ministry-of-defence/about/statistics](http://www.gov.uk/organisations/ministry-of-defence/about/statistics)

## 1a

## Royal Navy and Royal Marines Trained Strengths and Liability

	Apr-12	Apr-13	Apr-14	Apr-15
RN/RM Regulars	33,190	31,280	30,310	29,800
FTRS "Regulars" *	100	150	200	250
FTRS "Non-Regulars" *	260	250	300	350

	Dec-15	Jan-16	Feb-16	Mar-16	Apr-16	May-16	Jun-16
	29,470	29,530	29,440	29,440	29,400	29,360	29,270
	270	270	270	300	310	300	310
	390	390	390	380	380	400	400

Total	<i>RN/RM Strength</i>	33,290	31,420	30,510	30,060
	Royal Navy	25,970	24,430	23,260	22,790
	Royal Marines	7,220	6,850	7,050	7,020
	FTRS "Regulars" *	100	150	200	250
	Liability	34,800	30,530	30,340	30,290
	Regular Surplus/Deficit	-1,610	750	-40	-480
	Regular Surplus/Deficit (%)	-4.6%	2.4%	-0.1%	-1.6%
	Total Surplus/Deficit	-1,510	890	160	-230
	Total Surplus/Deficit (%)	-4.3%	2.9%	0.5%	-0.7%

	29,740	29,800	29,720	29,730	29,700	29,650	29,580
	22,560	22,580	22,540	22,520	22,510	22,480	22,430
	6,910	6,950	6,910	6,920	6,880	6,870	6,840
	270	270	270	300	310	300	310
	30,240	30,230	30,220	30,220	30,210	30,110	30,120
	-770	-700	-780	-780	-820	-750	-850
	-2.5%	-2.3%	-2.6%	-2.6%	-2.7%	-2.5%	-2.8%
	-500	-430	-510	-480	-510	-450	-540
	-1.7%	-1.4%	-1.7%	-1.6%	-1.7%	-1.5%	-1.8%

Officers		6,410	6,240	6,100	6,000
	Royal Navy	5,560	5,400	5,250	5,150
	Royal Marines General Service	780	750	750	750
	Royal Marines Band Service	10	10	10	10
	Transfer Trainees	20	10	10	10
	FTRS "Regulars" *	40	60	80	80
	Liability	6,500	5,810	5,850	5,950
	Surplus/Deficit	-90	420	240	60
	Surplus/Deficit (%)	-1.4%	7.3%	4.1%	1.0%

	5,870	5,910	5,900	5,920	5,920	5,920	5,940
	5,060	5,050	5,040	5,040	5,040	5,050	5,070
	700	750	740	750	750	750	740
	10	10	10	10	10	10	10
	10	10	10	10	10	10	10
	90	90	90	100	100	100	100
	5,960	5,960	5,960	5,960	5,960	5,940	5,940
	-80	-50	-60	-30	-40	-20	~
	-1.4%	-0.8%	-1.0%	-0.6%	-0.6%	-0.3%	0.0%

Ratings		26,880	25,190	24,410	24,050
	Warfare (General Service)	5,140	4,720	4,480	4,450
	Warfare (Submarine)	830	790	760	780
	Warfare (Air)	790	730	690	690
	Engineering (General Service)	4,490	4,100	3,740	3,540
	Engineering (Submarine)	2,130	2,060	1,970	1,920
	Engineering (Air)	3,260	3,110	3,030	2,970
	Logistics	2,880	2,680	2,630	2,560
	Medical	950	920	900	890
	Royal Marines General Service	5,960	5,630	5,720	5,700
	Royal Marines Band Service	340	340	340	340
	FTRS "Regulars" *	60	90	120	170
	Unknown	-	-	-	-
	Transfer Trainees	50	30	30	40
	Liability	28,300	24,720	24,490	24,340
	Surplus/Deficit	-1,420	470	-80	-280
	Surplus/Deficit (%)	-5.0%	1.9%	-0.3%	-1.2%

	23,860	23,890	23,820	23,810	23,780	23,730	23,640
	3,810	3,810	3,800	3,820	3,840	3,810	3,800
	570	570	570	560	570	570	560
	650	650	650	650	660	660	660
	4,260	4,270	4,260	4,250	4,230	4,210	4,190
	2,070	2,060	2,080	2,080	2,070	2,080	2,070
	2,900	2,900	2,890	2,880	2,880	2,860	2,840
	2,510	2,520	2,510	2,490	2,480	2,490	2,490
	880	890	880	870	880	880	880
	5,660	5,660	5,620	5,630	5,590	5,590	5,560
	340	340	340	340	340	340	340
	180	180	180	190	210	200	210
	-	~	-	-	-	-	-
	40	40	40	40	40	40	40
	24,280	24,270	24,270	24,260	24,250	24,170	24,180
	-420	-380	-450	-450	-470	-440	-540
	-1.7%	-1.6%	-1.8%	-1.9%	-2.0%	-1.8%	-2.2%

## Jun-16 Edition.

From Jan 10 and elsewhere in this document, liability split by Officer/Rating, Branch & Spec is taken from the relevant Planning Liability (currently PL 1-16) scaled to DP16. Monthly liability figures are calculated using a straight line interpolation between the relevant PL April points (currently April 15 and April 16).

Current month liability figures are provisional pending an adjustment in scaling.

\* In this table only, the FTRS Strength has been split into those that are counted against the Regular liability (FTRS "Regulars"), and those that are not (FTRS "Non-Regulars").

1b

### Summary of Royal Navy and Royal Marines Strength by Service and Arm

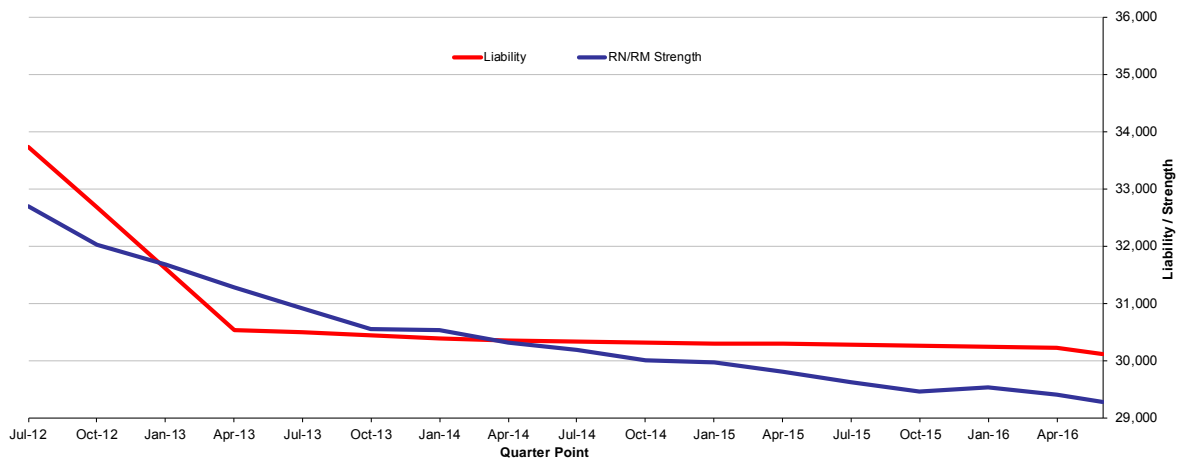
<b>Total</b>	<b>29,580</b>
Royal Navy	22,690
Royal Marines	6,880

	<b>Officers Ratings</b>	
<b>Total</b>	<b>5,940</b>	<b>23,640</b>
Royal Navy	5,170	17,520
Royal Marines	770	6,120

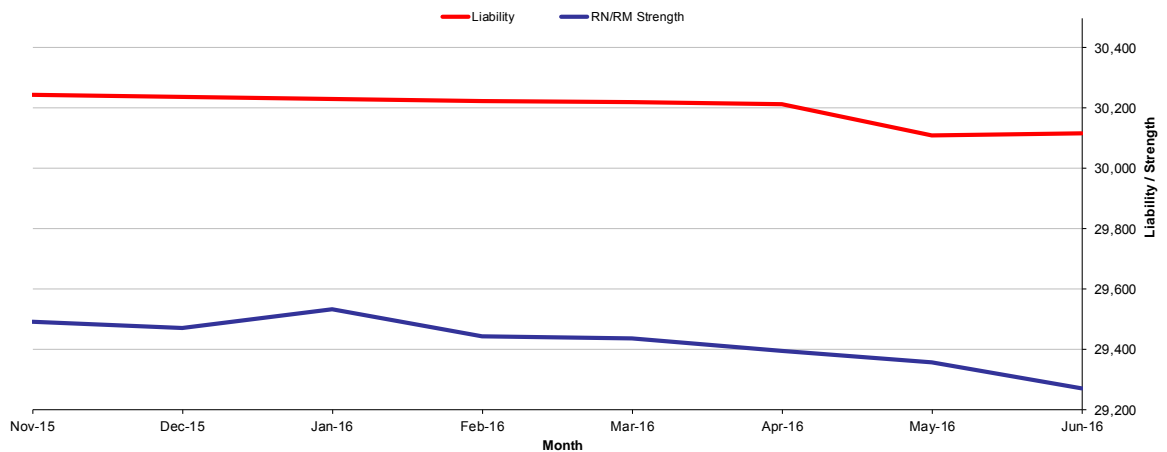
	<b>GS</b>	<b>SM</b>	<b>FAA</b>
<b>Total</b>	<b>20,770</b>	<b>4,040</b>	<b>4,770</b>
Royal Navy	13,960	4,040	4,700
Royal Marines	6,810	-	70

The strength shown is the total trained Regular and FTRS Regular Personnel  
RN/RM figures are the Royal Navy and Royal Marines combined

### 1c Historic Trained Regular Royal Navy and Royal Marines Strengths and Liability by Quarter



### 1d Recent Trained Regular Royal Navy and Royal Marines Strengths and Liability by Month



2a

## Trained Regular Royal Navy and Royal Marine Officer Strengths\* and Liability\*\* by Branch, Specialisation and Arm

Branch	Specialisation	GS	SM	FAA	Total	Liability	Surplus/Deficit
<b>Total</b>		<b>3,820</b>	<b>840</b>	<b>1,170</b>	<b>5,830</b>	<b>5,940</b>	<b>-110</b>
<b>Warfare</b>		<b>1,350</b>	<b>300</b>	<b>890</b>	<b>2,540</b>	<b>2,610</b>	<b>-70</b>
	Air Traffic Control	-	-	70	70		
	Aviation	-	-	40	40		
	Communications	20	-	-	20		
	Intelligence Officer	130	-	-	130		
	Fighter Controller	30	-	-	30		
	General Service Warfare	310	-	-	310		
	Hydrographic/Meteorological	170	-	-	170		
	Mine Clearance Diver	70	-	-	70		
	Mine Warfare	20	-	-	20		
	Observer	-	-	310	310		
	Pilot	-	-	440	440		
	RM Pilot	-	-	40	40		
	Principal Warfare Officer (PWO)	220	-	-	220		
	PWO (Above Water)	150	-	-	150		
	PWO (Communications)	60	-	-	60		
	PWO (Navigation)	70	-	-	70		
	PWO (Under Water)	80	-	-	80		
	Royal Navy Police	20	-	-	20		
	Submariner	-	300	-	300		
	Unspecified	-	-	-	-		
<b>Engineer</b>		<b>830</b>	<b>450</b>	<b>280</b>	<b>1,550</b>	<b>1,590</b>	<b>-40</b>
	Air Engineer	-	-	280	280		
	Engineer (Information Systems)	40	-	-	40		
	Engineer (Info Systems Submarines)	-	~	-	~		
	Engineer (Training Manager)	200	-	-	200		
	Eng (Training Manager Submarines)	-	20	-	20		
	Marine Engineer	250	-	-	250		
	Marine Engineer (Submarines)	-	230	-	230		
	Weapons Engineer	340	-	-	340		
	Weapons Engineer (Submarines)	-	190	-	190		
	Unspecified	-	-	-	-		
<b>Logistics</b>		<b>400</b>	<b>100</b>	<b>-</b>	<b>500</b>	<b>470</b>	<b>30</b>
	Barrister	40	~	-	40		
	Chartered Management Accountant	20	~	-	20		
	Logistics	350	90	-	440		
	Logistics Family Services	~	-	-	~		
<b>Medical</b>		<b>450</b>	<b>-</b>	<b>-</b>	<b>450</b>	<b>530</b>	<b>-80</b>
	Medical Officer	260	-	-	260		
	Medical Services	60	-	-	60		
	Dental Services	50	-	-	50		
	QARNNS	80	-	-	80		
<b>Chaplain</b>		<b>60</b>	<b>-</b>	<b>-</b>	<b>60</b>	<b>60</b>	<b>~</b>
<b>Royal Marines</b>		<b>720</b>	<b>-</b>	<b>-</b>	<b>720</b>	<b>680</b>	<b>40</b>
	Band Service	10	-	-	10		
	General Service	710	-	-	710		

\* The Trained Strength shown in this table does not include the Transfer Trainee Strength, hence the slightly lower figures.

\*\* Smoothed Planning Liability 1-16 has been used and scaled to the interpolated monthly DP16 total figure.

Jun-16 Edition.

Current month liability figures are provisional pending an adjustment in scaling.

2b

### Trained Regular Royal Navy and Royal Marines Rating Strengths\* and Liability\*\* by Branch, Specialisation and Arm

Branch	Specialisation	GS	SM	FAA	Total	Liability	Surplus/Deficit
<b>Total</b>		<b>16,720</b>	<b>3,110</b>	<b>3,560</b>	<b>23,390</b>	<b>24,180</b>	<b>-790</b>
<b>Warfare (General Service)</b>		<b>3,740</b>	-	<b>60</b>	<b>3,800</b>	<b>4,010</b>	<b>-210</b>
	Warfare Specialist (WS)	20	-	-	20		
	WS (Above Water Tactical)	530	-	-	530		
	WS (Above Water Warfare)	430	-	-	430		
	WS (Under Water)	250	-	-	250		
	WS (Electronic Warfare)	360	-	-	360		
	Hydrographic/Meteorological (H/M)	10	-	-	10		
	H/M (Hydrographic)	100	-	-	100		
	H/M (Meteorological)	80	-	20	100		
	Mine Warfare	340	-	-	340		
	Diver	360	-	-	360		
	Seaman Specialist	630	-	-	630		
	Naval Airman (Photographer)	-	-	40	40		
	Physical Training Instructor	190	-	-	190		
	Royal Navy Police	230	-	-	230		
	Communications Technician	220	-	-	220		
<b>Warfare (Submarine)</b>		-	<b>560</b>	-	<b>560</b>	<b>590</b>	<b>-30</b>
	Coxswain (Submarines)	-	30	-	30		
	Warfare Spec (Sensors Submarines)	-	310	-	310		
	Warfare Spec (Tactical Submarines)	-	220	-	220		
<b>Warfare (Air)</b>		-	-	<b>660</b>	<b>660</b>	<b>710</b>	<b>-60</b>
	Aircrewman	-	-	90	90		
	Naval Airman (Aircraft Control)	-	-	110	110		
	Naval Airman (Aircraft Handler)	-	-	420	420		
	Royal Marines Aircrewman	-	-	40	40		
<b>Engineer General Service</b>		<b>4,190</b>	-	-	<b>4,190</b>	<b>4,720</b>	<b>-530</b>
	Marine Engineer Mechanic	100	-	-	100		
	Weapon Engineer Mechanic	30	-	-	30		
	Eng Technician (Marine Engineers)	1,970	-	-	1,970		
	Eng Technician (Weapon Engineers)	2,090	-	-	2,090		
<b>Engineer Submariner</b>		-	<b>2,070</b>	-	<b>2,070</b>	<b>2,200</b>	<b>-130</b>
	Eng Tech (Marine Eng Submarines)	-	1,080	-	1,080		
	Eng Tech (Weapon Eng Submarines)	-	980	-	980		
	Marine Engineer Mechanic	-	~	-	~		
	Weapon Engineer Mechanic	-	~	-	~		
<b>Air Engineer</b>		-	-	<b>2,840</b>	<b>2,840</b>	<b>2,830</b>	<b>20</b>
	Air Engineer Artificer	-	-	50	50		
	Air Engineer Mechanic	-	-	70	70		
	Air Engineer Technician	-	-	2,580	2,580		
	Naval Airman (Survival Equipment)	-	-	140	140		
<b>Logistics</b>		<b>2,100</b>	<b>390</b>	-	<b>2,490</b>	<b>2,560</b>	<b>-70</b>
	Caterer	50	10	-	60		
	Chef	530	140	-	670		
	Family Service	30	-	-	30		
	Steward	300	70	-	370		
	Supply Chain	480	100	-	580		
	Writer	620	80	-	700		
	Royal Marines Chef	80	-	-	80		
<b>Medical</b>		<b>780</b>	<b>90</b>	-	<b>880</b>	<b>910</b>	<b>-40</b>
	Dental Hygienist	10	-	-	10		
	Dental Surgery Assistant	70	-	-	70		
	Medical Assistant	430	90	-	520		
	Medical Technician	50	-	-	50		
	Naval Nurse	150	-	-	150		
	Royal Marines Medical Assistant	60	-	-	60		
<b>Royal Marines (excl Chefs, Med Asst &amp; Aircrewmen)</b>		<b>5,900</b>	-	-	<b>5,900</b>	<b>5,630</b>	<b>270</b>
	Band Service	270	-	-	270		
	Bugler	70	-	-	70		
	General Service	5,560	-	-	5,560		

\* The Trained Strength shown in this table does not include the Transfer Trainee Strength, hence the slightly lower figures.

\*\* Smoothed Planning Liability 1-16 has been used and scaled to the interpolated monthly DP16 total figure.

Current month liability figures are provisional pending an adjustment in scaling.

Jun-16 Edition.

**Royal Navy and Royal Marines FTRS Officer  
(Regular and Non-Regular) Strengths by Branch,  
Specialisation and Arm**

Branch	Specialisation	GS	SM	FAA	Total
<b>Total</b>		<b>160</b>	<b>20</b>	<b>20</b>	<b>200</b>
<b>Warfare</b>		<b>60</b>	<b>10</b>	<b>20</b>	<b>90</b>
	Air Traffic Control	-	-	~	~
	Aviation	-	-	~	~
	Communications	~	-	-	~
	Intelligence Officer	-	-	-	-
	Fighter Controller	-	-	-	-
	General Service Warfare	10	-	-	10
	Hydrographic/Meteorological	~	-	-	~
	Mine Clearance Diver	~	-	-	~
	Mine Warfare	10	-	-	10
	Observer	-	-	10	10
	Pilot	-	-	10	10
	RM Pilot	-	-	-	-
	Principal Warfare Officer (PWO)	~	-	-	~
	PWO (Above Water)	10	-	-	10
	PWO (Communications)	~	-	-	~
	PWO (Navigation)	~	-	-	~
	PWO (Under Water)	10	-	-	10
	Royal Navy Police	-	-	-	-
	Submariner	-	10	-	10
	Unspecified	~	~	-	~
<b>Engineer</b>		<b>20</b>	<b>~</b>	<b>~</b>	<b>20</b>
	Air Engineer	-	-	~	~
	Engineer (Information Systems)	~	-	-	~
	Engineer (Info Systems Submarines)	-	-	-	-
	Engineer (Training Manager)	~	-	-	~
	Eng (Training Manager Submarines)	-	-	-	-
	Marine Engineer	~	-	-	~
	Marine Engineer (Submarines)	-	~	-	~
	Weapons Engineer	~	-	-	~
	Weapons Engineer (Submarines)	-	~	-	~
	Unspecified	-	-	-	-
<b>Logistics</b>		<b>10</b>	<b>-</b>	<b>-</b>	<b>10</b>
	Barrister	-	-	-	-
	Chartered Management Accountant	-	-	-	-
	Logistics	10	-	-	10
	Logistics Family Services	-	-	-	-
<b>Medical</b>		<b>~</b>	<b>-</b>	<b>-</b>	<b>~</b>
	Medical Officer	~	-	-	~
	Medical Services	-	-	-	-
	Dental Services	-	-	-	-
	QARNNS	~	-	-	~
<b>Chaplain</b>		<b>~</b>	<b>-</b>	<b>-</b>	<b>~</b>
<b>Careers</b>		<b>~</b>	<b>-</b>	<b>-</b>	<b>~</b>
<b>Royal Marines</b>		<b>20</b>	<b>-</b>	<b>-</b>	<b>20</b>
	Band Service	-	-	-	-
	General Service	20	-	-	20
<b>Royal Navy Reserves</b>		<b>50</b>	<b>-</b>	<b>-</b>	<b>50</b>
<b>Royal Marines Reserves</b>		<b>-</b>	<b>-</b>	<b>-</b>	<b>-</b>

**Royal Navy and Royal Marines FTRS Rating (Regular and Non-Regular) Strengths by Branch, Specialisation and Arm**

Branch	Specialisation	GS	SM	FAA	Total
Total		430	60	20	510
<b>Warfare (General Service)</b>		<b>90</b>	<b>-</b>	<b>10</b>	<b>100</b>
	Warfare Specialist (WS)	-	-	-	-
	WS (Above Water Tactical)	10	-	-	10
	WS (Above Water Warfare)	20	-	-	20
	WS (Under Water)	~	-	-	~
	WS (Electronic Warfare)	~	-	-	~
	Hydrographic/Meteorological (H/M)	~	-	-	~
	H/M (Hydrographic)	-	-	-	-
	H/M (Meteorological)	~	-	~	~
	Mine Warfare	-	-	-	-
	Diver	10	-	-	10
	Seaman Specialist	20	-	-	20
	Weapons Analyst	~	-	-	~
	Naval Airman (Photographer)	-	-	~	~
	Physical Training Instructor	10	-	-	10
	Royal Navy Police	10	-	-	10
	Communications Technician	~	-	-	~
	Unspecified	-	-	-	-
<b>Warfare (Submarine)</b>		<b>-</b>	<b>10</b>	<b>-</b>	<b>10</b>
	Coxswain (Submarines)	-	~	-	~
	Warfare Specialist (Sensors Sub)	-	~	-	~
	Warfare Specialist (Tactical Sub)	-	~	-	~
<b>Warfare (Air)</b>		<b>-</b>	<b>-</b>	<b>~</b>	<b>~</b>
	Aircrewman	-	-	~	~
	Naval Airman (Aircraft Control)	-	-	~	~
	Naval Airman (Aircraft Handler)	-	-	~	~
	RM Aircrewman	-	-	-	-
	Unspecified	-	-	-	-
<b>Engineer General Service</b>		<b>60</b>	<b>-</b>	<b>-</b>	<b>60</b>
	Marine Engineer Mechanic	10	-	-	10
	Weapon Engineer Mechanic	10	-	-	10
	Eng Technician (Marine Engineer)	20	-	-	20
	Eng Technician (Weapon Engineer)	20	-	-	20
	Unspecified	-	-	-	-
<b>Engineer Submariner</b>		<b>-</b>	<b>50</b>	<b>-</b>	<b>50</b>
	Eng Technician (Marine Eng Sub)	-	30	-	30
	Eng Technician (Weapon Eng Sub)	-	20	-	20
	Marine Engineer Mechanic	-	~	-	~
	Weapon Engineer Mechanic	-	~	-	~
<b>Air Engineer</b>		<b>-</b>	<b>-</b>	<b>10</b>	<b>10</b>
	Air Engineer Artificer	-	-	~	~
	Air Engineer Mechanic	-	-	~	~
	Air Engineer Technician	-	-	-	-
	Naval Airman (Survival Equipment)	-	-	~	~
<b>Logistics</b>		<b>30</b>	<b>~</b>	<b>-</b>	<b>30</b>
	Caterer	10	~	-	10
	Chef	~	-	-	~
	Family Service	-	-	-	-
	Steward	~	-	-	~
	Supply Chain	10	~	-	10
	Writer	10	-	-	10
	Unspecified	-	-	-	-
<b>Medical</b>		<b>~</b>	<b>-</b>	<b>-</b>	<b>~</b>
	Dental Hygienist	-	-	-	-
	Dental Surgery Assistant	-	-	-	-
	Medical Assistant	~	-	-	~
	Medical Technician	-	-	-	-
	RM Medical Assistant	-	-	-	-
	Naval Nurse	~	-	-	~
	Unspecified	-	-	-	-
<b>Royal Marines (excl Chefs, Med Asst &amp; Aircrewmen)</b>		<b>60</b>	<b>-</b>	<b>-</b>	<b>60</b>
	Band Service	-	-	-	-
	Bugler	-	-	-	-
	General Service	60	-	-	60
<b>Royal Navy Reserves</b>		<b>10</b>	<b>-</b>	<b>-</b>	<b>10</b>
<b>Royal Marines Reserves</b>		<b>-</b>	<b>-</b>	<b>-</b>	<b>-</b>
<b>Careers</b>		<b>180</b>	<b>-</b>	<b>-</b>	<b>180</b>

**Trained\* Regular Royal Navy and Royal Marine Officer Strengths and Liability\*\*  
by Branch and Paid Rank\*\*\***

Branch		OF7 and above	OF-6	OF-5	OF-4	OF-3	OF-2	OF-1	Total
Total	Strength	40	80	280	1,000	1,990	2,160	280	5,830
	Liability	30	80	260	1,000	1,990	2,570	-	5,940
	Surplus / Deficit	~	~	10	~	~	-410	280	-110
<b>Warfare</b>									
	Strength	20	30	110	370	900	1,010	100	2,540
	Liability	20	40	100	370	870	1,220	-	2,610
	Surplus / Deficit	10	~	~	~	30	-210	100	-70
	% Surplus / Deficit	30.6%	-13.0%	1.3%	0.4%	3.6%	-17.1%	-	-2.8%
<b>Engineer</b>									
	Strength	10	20	90	270	540	590	40	1,550
	Liability	10	30	80	250	540	690	-	1,590
	Surplus / Deficit	~	~	10	10	~	-100	40	-40
	% Surplus / Deficit	-40.2%	-0.3%	15.7%	5.7%	0.6%	-14.6%	-	-2.3%
<b>Logistics</b>									
	Strength	~	10	20	80	160	190	30	500
	Liability	-	10	20	90	160	200	-	470
	Surplus / Deficit	~	~	10	~	10	-10	30	30
	% Surplus / Deficit	-	79.5%	31.0%	-2.6%	4.1%	-5.7%	-	7.2%
<b>Medical</b>									
	Strength	~	~	30	120	160	130	10	450
	Liability	~	10	30	140	210	150	-	530
	Surplus / Deficit	~	~	-10	-20	-50	-20	10	-80
	% Surplus / Deficit	3.0%	-39.7%	-17.9%	-18.3%	-27.2%	38.3%	-	-13.0%
<b>Chaplain</b>									
	Strength	~	~	-	50	-	-	-	60
	Liability	~	-	~	50	-	-	-	60
	Surplus / Deficit	~	~	~	~	-	-	-	~
	% Surplus / Deficit	3.0%	-	-100.0%	1.1%	-	-	-	1.2%
<b>Royal Marines General Service</b>									
	Strength	~	10	30	120	210	240	100	710
	Liability	~	10	30	110	210	320	-	670
	Surplus / Deficit	see note 1	~	~	10	~	-80	100	40
	% Surplus / Deficit	see note 1	12.7%	-0.3%	8.4%	2.1%	-24.4%	-	5.3%
<b>Royal Marines Band Service</b>									
	Strength	-	-	-	~	~	10	~	10
	Liability	-	-	-	~	~	~	-	10
	Surplus / Deficit	-	-	-	~	~	~	~	10
	% Surplus / Deficit	-	-	-	14.8%	45.5%	39.3%	-	62.5%
<b>Careers/Other</b>									
	Strength	-	-	-	-	-	-	-	-
	Liability	-	-	-	-	-	-	-	-
	Surplus / Deficit	-	-	-	-	-	-	-	-
	% Surplus / Deficit	-	-	-	-	-	-	-	-
<b>Unspecified</b>									
	Strength	-	-	-	-	-	-	-	-
	Liability	-	-	-	-	-	-	-	-

Jun-16 Edition.

\* The Trained Strength shown in this table does not include the Transfer Trainee Strength, hence the slightly lower figures.

\*\* Smoothed Planning Liability 1-16 has been used and scaled to the interpolated monthly DP16 total figure.

\*\*\* Figures exclude FTRS personnel in regular posts.

<sup>1</sup> At OF7+ RM GS Officers are assigned under the same regime as their RN counterparts, occupying common appointments where liability is attributable across the RN/RM OF7+ population.

Current month liability figures are provisional pending an adjustment in scaling.

**Trained\* Regular Royal Navy and Royal Marines Rating Strengths and Liability\*\*  
by Branch and Paid Rank\*\*\***

Branch		OR-9	OR-8 <sup>3</sup>	OR-7	OR-6	OR-4	OR-3	OR-2	Total
<b>Total</b>	Strength	950	420	2,840	3,550	5,480	670	9,490	<b>23,390</b>
	Liability	890	220	2,920	4,440	6,130	see note 2	9,580	<b>24,180</b>
	Surplus / Deficit	60	200	-80	-890	-650	670	-90	<b>-790</b>
<b>Warfare (General Service)</b>	Strength	140	~	490	660	980	-	1,530	<b>3,800</b>
	Liability	130	-	480	780	1,180	-	1,440	<b>4,010</b>
	Surplus / Deficit	10	~	10	-130	-200	-	90	<b>-210</b>
	% Surplus / Deficit	8.7%	-	2.2%	-16.5%	-16.7%	-	6.2%	<b>-5.3%</b>
<b>Warfare (Submarine)</b>	Strength	30	-	80	70	120	-	270	<b>560</b>
	Liability	30	-	80	90	130	-	270	<b>590</b>
	Surplus / Deficit	~	-	-10	-10	-10	-	~	<b>-30</b>
	% Surplus / Deficit	15.9%	-	-6.9%	-16.2%	-9.7%	-	-0.4%	<b>-4.9%</b>
<b>Warfare (Air)</b>	Strength	20	-	80	130	160	-	260	<b>660</b>
	Liability	30	-	90	170	240	-	200	<b>710</b>
	Surplus / Deficit	~	-	-10	-30	-70	-	60	<b>-60</b>
	% Surplus / Deficit	-13.2%	-	-12.0%	-18.9%	-30.3%	-	29.8%	<b>-8.1%</b>
<b>Engineering (General Service)</b>	Strength	340	20	700	670	940	-	1,520	<b>4,190</b>
	Liability	310	-	760	1,020	1,120	-	1,520	<b>4,720</b>
	Surplus / Deficit	30	20	-60	-340	-180	-	~	<b>-530</b>
	% Surplus / Deficit	10.7%	-	-8.2%	-33.8%	-15.9%	-	0.2%	<b>-11.3%</b>
<b>Engineering (Submarine)</b>	Strength	120	160	280	280	460	-	770	<b>2,070</b>
	Liability	140	-	360	540	520	-	640	<b>2,200</b>
	Surplus / Deficit	-20	160	-70	-270	-60	-	130	<b>-130</b>
	% Surplus / Deficit	-15.9%	-	-21.0%	-49.1%	-10.8%	-	19.9%	<b>-6.0%</b>
<b>Engineering (Air)</b>	Strength	100	10	450	570	700	-	1,010	<b>2,840</b>
	Liability	90	-	440	610	740	-	950	<b>2,830</b>
	Surplus / Deficit	10	10	10	-30	-40	-	60	<b>20</b>
	% Surplus / Deficit	10.2%	-	2.7%	-5.7%	-5.0%	-	6.4%	<b>0.6%</b>
<b>Logistics</b>	Strength	60	~	240	400	730	10	1,050	<b>2,490</b>
	Liability	60	-	220	420	760	-	1,090	<b>2,560</b>
	Surplus / Deficit	~	~	20	-20	-30	10	-50	<b>-70</b>
	% Surplus / Deficit	7.9%	-	7.7%	-5.4%	-4.0%	-	-4.2%	<b>-2.7%</b>
<b>Medical</b>	Strength	30	-	120	160	260	~	300	<b>880</b>
	Liability	30	-	120	180	310	-	260	<b>910</b>
	Surplus / Deficit	~	-	~	-20	-50	~	40	<b>-40</b>
	% Surplus / Deficit	-13.7%	-	-3.3%	-13.3%	-16.4%	-	17.2%	<b>-4.0%</b>
<b>Royal Marines General Service Excludes RM Med Assistant, RM Aircrewman, RM Band, RM Careers Service and RM Chefs</b>									
	Strength	90	220	370	560	1,060	660	2,600	<b>5,560</b>
	Liability	70	210	350	590	1,080	see note 2	3,040	<b>5,330</b>
	Surplus / Deficit	20	10	30	-30	-20	660	-450	<b>220</b>
	% Surplus / Deficit	29.0%	5.8%	8.3%	-5.0%	-2.3%	-	-14.7%	<b>4.2%</b>
<b>Royal Marines Band Service</b>									
	Strength	10	10	30	50	60	-	180	<b>340</b>
	Liability	~	10	20	50	50	-	170	<b>300</b>
	Surplus / Deficit	~	~	10	10	~	-	20	<b>40</b>
	% Surplus / Deficit	62.6%	40.3%	46.4%	11.1%	8.8%	-	10.3%	<b>14.4%</b>
<b>Unspecified</b>	Strength	-	-	-	-	-	-	-	-
	Liability	-	-	-	-	-	-	-	-
<b>CAPPS</b>	Strength	-	-	-	-	-	-	-	-
	Liability	-	-	-	-	-	-	-	-

**Jun-16 Edition.**

Current month liability figures are provisional pending an adjustment in scaling.

\* The Trained Strength shown in this table does not include the Transfer Trainee Strength, hence the slightly lower figures.

\*\* Smoothed Planning Liability 1-16 has been used and scaled to the interpolated monthly DP16 total figure.

\*\*\* Figures exclude FTRS personnel in regular posts.

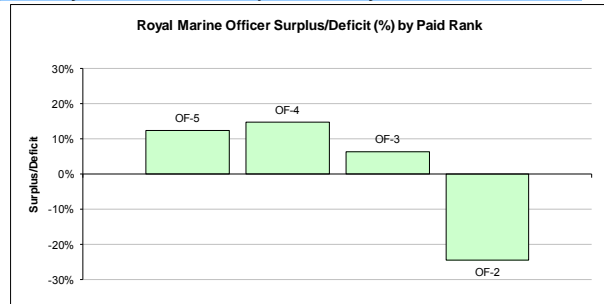
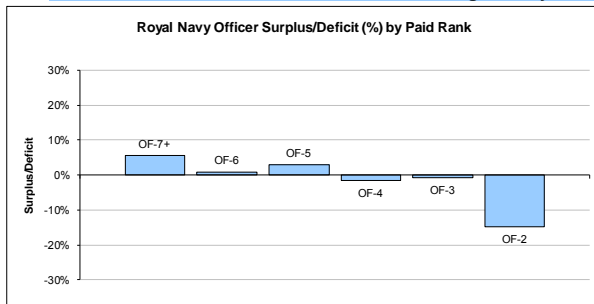
<sup>2</sup> Royal Marines are the only part of the RN/RM Service to currently contain OR3 strength.

As no separate liability for OR3 is produced for the RN/RM, the liability for OR2 also includes OR3.

<sup>3</sup> The latest liability (PL1-16) no longer includes RN OR8. This rank will still be reflected in RN strength.

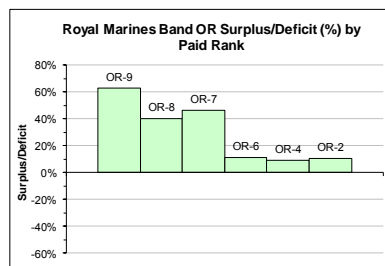
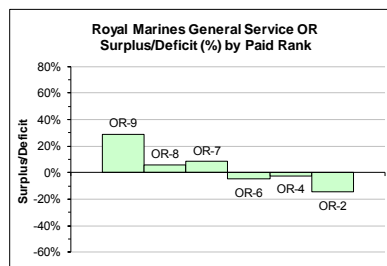
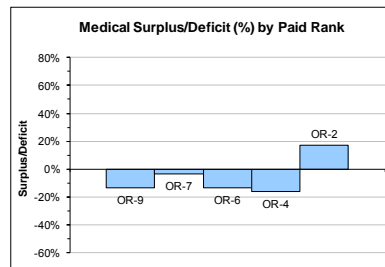
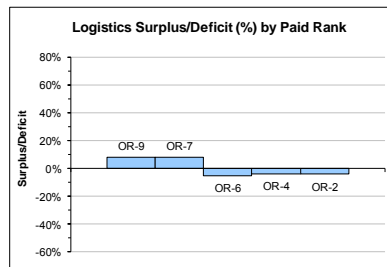
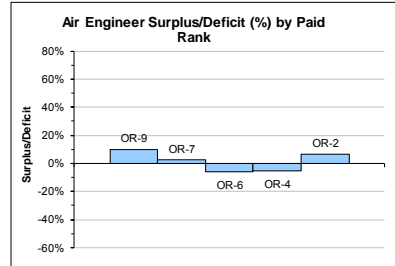
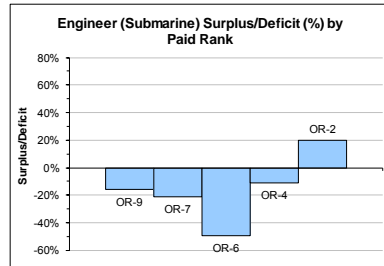
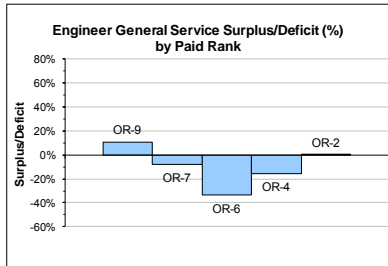
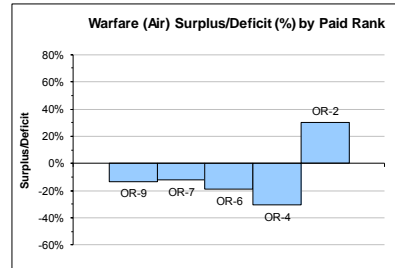
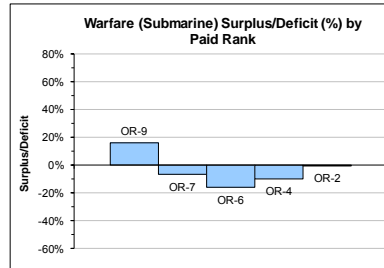
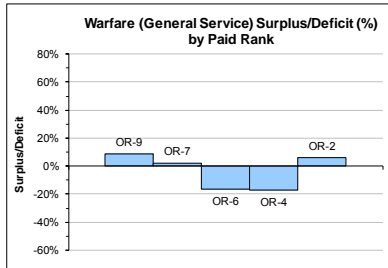
3c

## Trained Regular Royal Navy and Royal Marine Officer Surplus/Deficit by Paid Rank



3d

## Trained Regular Royal Navy and Royal Marine Rating Surplus/Deficit by Paid Rank



<b>3e Royal Navy and Royal Marine Officer FTRS (Regular and Non-Regular)</b> <b>Strength by Branch and Paid Rank</b>								
Branch	OF7+	OF6	OF5	OF4	OF3	OF2	OF1	Total
<b>Total</b>	-	~	10	50	100	40	~	200
Warfare	-	-	~	20	50	10	-	90
Engineer	-	-	~	~	10	10	-	20
Logistics	-	~	~	~	10	-	~	10
Medical	-	-	-	~	~	~	-	~
Chaplain	-	-	-	~	-	-	-	~
Royal Marines General Service	-	-	~	~	10	~	-	20
Royal Marines Band Service	-	-	-	-	-	-	-	-
Royal Navy Reserves	-	~	-	10	30	10	-	50
Royal Marines Reserves	-	-	-	-	-	-	-	-
Careers/Other	-	-	-	-	-	~	-	~

Jun-16 Edition.

<b>3f Royal Navy and Royal Marine Rating FTRS (Regular and Non-Regular)</b> <b>Strength by Branch and Paid Rank</b>								
Branch	OR9	OR8	OR7	OR6	OR4	OR3	OR2	Total
<b>Total</b>	70	10	200	180	30	~	20	510
Warfare (General Service)	10	-	40	30	10	-	~	100
Warfare (Submarine)	~	-	~	~	~	-	-	10
Warfare (Air)	-	-	~	-	-	-	-	~
Engineering (General Service)	10	~	30	10	~	-	~	60
Engineering (Submarine)	~	~	30	10	~	-	-	50
Engineering (Air)	~	-	~	~	-	-	-	10
Logistics	~	-	20	10	~	-	~	30
Medical	~	-	~	~	-	-	-	~
Royal Marines General Service	~	~	20	10	10	~	10	60
<i>Excludes RM Med Assistant, RM Aircrewman, RM Band and RM Careers Service</i>								
Royal Marines Band Service	-	-	-	-	-	-	-	-
Royal Navy Reserves	~	-	~	-	~	-	-	10
Royal Marines Reserves	-	-	-	-	-	-	-	-
Career	30	~	50	100	-	-	-	180
Unspecified	-	-	-	-	-	-	-	-

Jun-16 Edition.

**4a (GS) Trained\* Regular Royal Navy and Royal Marine Officer General Service Strengths by Branch and Specialisation and Paid Rank**

Branch	Specialisation	OF-7 and above	OF-6	OF-5	OF-4	OF-3	OF-2	OF-1	Total
<b>Total</b>		<b>20</b>	<b>60</b>	<b>180</b>	<b>670</b>	<b>1,300</b>	<b>1,340</b>	<b>240</b>	<b>3,820</b>
<b>Warfare</b>		<b>10</b>	<b>20</b>	<b>50</b>	<b>190</b>	<b>490</b>	<b>520</b>	<b>80</b>	<b>1,350</b>
	Communications	-	-	-	~	10	20	-	20
	Intelligence Officer	-	-	-	10	50	70	~	130
	Fighter Controller	-	-	-	-	~	30	-	30
	General Service Warfare	-	-	-	~	20	220	60	310
	Hydrographic/Meteorological	-	-	~	20	60	80	10	170
	Mine Clearance Diver	-	-	-	~	30	40	~	70
	Mine Warfare	-	-	-	-	~	20	-	20
	Principal Warfare Officer (PWO)	~	-	10	30	160	30	-	220
	PWO (Above Water)	~	10	20	60	60	-	-	150
	PWO (Communications)	~	~	~	20	30	~	-	60
	PWO (Navigation)	~	~	~	20	30	10	-	70
	PWO (Under Water)	~	~	10	30	30	-	-	80
	Royal Navy Police	-	-	-	~	10	10	~	20
	Unspecified	-	-	-	-	-	-	-	-
<b>Engineer</b>		<b>~</b>	<b>10</b>	<b>40</b>	<b>140</b>	<b>310</b>	<b>300</b>	<b>30</b>	<b>830</b>
	Engineer (Information Systems)	-	-	~	10	20	10	-	40
	Engineer (Training Manager)	-	~	10	30	70	80	10	200
	Marine Engineer	~	~	20	50	90	80	10	250
	Weapons Engineer	-	10	20	60	120	130	10	340
	Unspecified	-	-	-	-	-	-	-	-
<b>Logistics</b>		<b>-</b>	<b>10</b>	<b>20</b>	<b>60</b>	<b>130</b>	<b>160</b>	<b>30</b>	<b>400</b>
	Barrister	-	~	~	10	20	~	-	40
	Chartered Management Accountant	-	-	~	10	10	-	-	20
	Logistics	-	~	10	40	110	150	30	350
	Logistics Family Services	-	-	-	-	~	~	-	~
<b>Medical</b>		<b>~</b>	<b>~</b>	<b>30</b>	<b>120</b>	<b>160</b>	<b>130</b>	<b>10</b>	<b>450</b>
	Medical Officer	~	~	20	80	90	70	-	260
	Medical Services	-	-	~	10	20	20	10	60
	Dental Services	-	-	~	20	20	10	-	50
	QARNNS	-	~	~	10	30	30	10	80
<b>Chaplain</b>		<b>~</b>	<b>~</b>	<b>-</b>	<b>50</b>	<b>-</b>	<b>-</b>	<b>-</b>	<b>60</b>
<b>Other</b>		<b>-</b>	<b>-</b>	<b>-</b>	<b>-</b>	<b>-</b>	<b>-</b>	<b>-</b>	<b>-</b>
<b>Royal Marines</b>		<b>~</b>	<b>10</b>	<b>30</b>	<b>120</b>	<b>220</b>	<b>240</b>	<b>100</b>	<b>720</b>
	Band Service	-	-	-	~	~	10	~	10
	General Service	~	10	30	120	210	240	100	710

\* The Trained Strength shown in this table does not include the Transfer Trainee Strength, hence the slightly lower figures.

**Jun-16 Edition.**

**4a (SM) Trained\* Regular Royal Navy and Royal Marines Officer Submarine Strengths by Branch and Specialisation and Paid Rank**

Branch	Specialisation	OF-7 and above	OF-6	OF-5	OF-4	OF-3	OF-2	OF-1	Total
<b>Total</b>		<b>10</b>	<b>20</b>	<b>50</b>	<b>150</b>	<b>260</b>	<b>350</b>	<b>20</b>	<b>840</b>
<b>Warfare</b>		~	10	20	40	80	130	20	300
	Submariner	~	10	20	40	80	130	20	300
<b>Engineer</b>		10	10	30	80	140	180	~	450
	Engineer (Info Systems Submarines)	-	-	-	-	~	~	-	~
	Engineer (Training Mgr Submarines)	-	-	~	10	~	10	-	20
	Marine Engineer (Submarines)	~	~	10	40	70	100	-	230
	Weapons Engineer (Submarines)	~	~	20	30	60	70	~	190
	Unspecified	-	-	-	-	-	-	-	-
<b>Logistics</b>		~	~	~	30	30	30	-	100
	Barrister	-	-	-	~	~	-	-	~
	Chartered Management Accountant	-	-	-	~	~	-	-	~
	Logistics	~	~	~	20	30	30	-	90
	Logistics Family Services	-	-	-	-	-	-	-	-
<b>Other</b>		-	-	-	-	-	-	-	-

\* The Trained Strength shown in this table does not include the Transfer Trainee Strength, hence the slightly lower figures.

**4a (FAA) Trained\* Regular Royal Navy and Royal Marine Officer Fleet Air Arm Strengths by Branch and Specialisation and Paid Rank**

Branch	Specialisation	OF-7 and above	OF-6	OF-5	OF-4	OF-3	OF-2	OF-1	Total
<b>Total</b>		<b>10</b>	<b>10</b>	<b>50</b>	<b>180</b>	<b>430</b>	<b>470</b>	<b>20</b>	<b>1,170</b>
<b>Warfare</b>		10	10	40	140	330	360	10	890
	Air Traffic Control	-	-	~	~	20	40	~	70
	Aviation	-	-	-	~	10	20	10	40
	Observer	~	~	10	60	120	110	-	310
	Pilot	~	~	20	60	170	190	-	440
	RM Pilot	-	-	~	10	20	10	-	40
	Unspecified	-	-	-	-	-	-	-	-
<b>Engineer</b>		-	~	10	50	100	110	10	280
	Air Engineer	-	~	10	50	100	110	10	280
<b>Other</b>		-	-	-	-	-	-	-	-

\* The Trained Strength shown in this table does not include the Transfer Trainee Strength, hence the slightly lower figures.

**Jun-16 Edition.**

**4b (GS)**
**Trained\* Regular Rating General Service Strengths  
by Branch and Specialisation and Paid Rank**

Branch	Specialisation	OR-9	OR-8	OR-7	OR-6	OR-4	OR-3	OR-2	Total
<b>Total</b>		<b>670</b>	<b>250</b>	<b>1,890</b>	<b>2,390</b>	<b>3,880</b>	<b>670</b>	<b>6,970</b>	<b>16,720</b>
<b>Warfare</b>		<b>140</b>	<b>~</b>	<b>470</b>	<b>640</b>	<b>960</b>	<b>-</b>	<b>1,530</b>	<b>3,740</b>
	Warfare Specialist (WS)	-	-	-	-	-	-	20	20
	WS (Above Water Tactical)	20	-	70	100	120	-	220	530
	WS (Above Water Warfare)	20	-	70	70	110	-	150	430
	WS (Under Water)	10	-	30	40	60	-	110	250
	WS (Electronic Warfare)	10	-	40	60	80	-	160	360
	Hydrographic/Meteorological (H/M)	-	-	-	-	-	-	10	10
	H/M (Hydrographic)	~	-	10	10	20	-	60	100
	H/M (Meteorological)	-	-	~	10	30	-	40	80
	Mine Warfare	10	-	20	60	60	-	190	340
	Diver	10	-	30	50	100	-	170	360
	Seaman Specialist	20	-	40	60	120	-	390	630
	Physical Training Instructor	10	-	30	60	100	-	-	190
	Royal Navy Police	10	-	40	80	100	-	-	230
	Communications Technician	20	~	90	40	60	-	10	220
	Unspecified	-	-	-	-	-	-	-	-
<b>Engineer</b>		<b>340</b>	<b>20</b>	<b>700</b>	<b>670</b>	<b>940</b>	<b>-</b>	<b>1,520</b>	<b>4,190</b>
	Marine Engineer Mechanic	30	-	60	10	-	-	-	100
	Weapon Engineer Mechanic	10	-	20	10	-	-	-	30
	Eng Technician (Marine Engineer)	170	~	250	310	470	-	770	1,970
	Eng Technician (Weapon Engineer)	140	10	370	340	470	-	750	2,090
	Unspecified	-	-	-	-	-	-	-	-
<b>Logistics</b>		<b>60</b>	<b>~</b>	<b>210</b>	<b>330</b>	<b>630</b>	<b>10</b>	<b>860</b>	<b>2,100</b>
	Caterer	20	-	20	10	-	-	-	50
	Steward	-	-	10	30	90	-	170	300
	Chef	~	-	30	70	170	-	250	530
	Writer	20	-	70	110	190	-	240	620
	Supply Chain	20	-	50	80	150	-	190	480
	Family Services	~	-	10	20	-	-	-	30
	Royal Marine Chef	~	~	10	20	20	10	20	80
<b>Medical</b>		<b>30</b>	<b>-</b>	<b>110</b>	<b>140</b>	<b>230</b>	<b>~</b>	<b>280</b>	<b>780</b>
	Dental Hygienist	-	-	~	~	10	-	-	10
	Dental Surgery Assistant	~	-	~	10	20	-	30	70
	Medical Assistant	20	-	50	60	100	-	210	430
	Naval Nurse	~	-	30	40	80	-	~	150
	Royal Marines Medical Assistant	~	-	~	10	10	~	40	60
	Medical Technician	~	-	20	20	10	-	~	50
<b>Other</b>		<b>-</b>	<b>-</b>	<b>-</b>	<b>-</b>	<b>-</b>	<b>-</b>	<b>-</b>	<b>-</b>
<b>Royal Marines</b>		<b>100</b>	<b>230</b>	<b>410</b>	<b>610</b>	<b>1,110</b>	<b>660</b>	<b>2,780</b>	<b>5,900</b>
	Royal Marines Band Service	10	10	30	50	60	-	180	340
	Royal Marines General Service	90	220	370	560	1,060	660	2,600	5,560

\* The Trained Strength shown in this table does not include the Transfer Trainee Strength, hence the slightly lower figures.

**4b (SM)****Trained\* Regular Rating Submarine Strengths  
by Branch and Specialisation and Paid Rank**

Branch	Specialisation	OR-9	OR-8	OR-7	OR-6	OR-4	OR-3	OR-2	Total
<b>Total</b>		<b>150</b>	<b>160</b>	<b>410</b>	<b>440</b>	<b>710</b>	<b>-</b>	<b>1,250</b>	<b>3,110</b>
<b>Warfare</b>		<b>30</b>	<b>-</b>	<b>80</b>	<b>70</b>	<b>120</b>	<b>-</b>	<b>270</b>	<b>560</b>
	Coxswain (Submarines)	10	-	20	-	-	-	-	30
	Warfare Spec (Sensors Submarine)	10	-	30	50	70	-	150	310
	Warfare Spec (Tactical Submarine)	10	-	20	20	50	-	120	220
	Unspecified	-	-	-	-	-	-	-	-
<b>Engineer</b>		<b>120</b>	<b>160</b>	<b>280</b>	<b>280</b>	<b>460</b>	<b>-</b>	<b>770</b>	<b>2,070</b>
	Marine Engineer Mechanic	-	-	~	-	-	-	-	~
	Weapon Engineer Mechanic	-	-	~	-	-	-	-	~
	Eng Technician (Marine Engineer)	60	110	160	120	230	-	400	1,080
	Eng Technician (Weapon Engineer)	60	40	120	150	230	-	380	980
	Unspecified	-	-	-	-	-	-	-	-
<b>Logistics</b>		<b>~</b>	<b>-</b>	<b>30</b>	<b>70</b>	<b>100</b>	<b>-</b>	<b>190</b>	<b>390</b>
	Caterer	-	-	10	~	-	-	-	10
	Steward	-	-	~	10	20	-	40	70
	Chef	~	-	10	30	40	-	60	140
	Writer	~	-	10	20	20	-	30	80
	Supply Chain	-	-	10	10	20	-	50	100
	Family Services	-	-	-	-	-	-	-	-
<b>Medical</b>		<b>~</b>	<b>-</b>	<b>10</b>	<b>20</b>	<b>30</b>	<b>-</b>	<b>20</b>	<b>90</b>
	Medical Assistant	~	-	10	20	30	-	20	90
<b>Other</b>		<b>-</b>	<b>-</b>	<b>-</b>	<b>-</b>	<b>-</b>	<b>-</b>	<b>-</b>	<b>-</b>

\* The Trained Strength shown in this table does not include the Transfer Trainee Strength, hence the slightly lower figures.

**4b (FAA)****Trained\* Regular Rating Fleet Air Arm Strengths  
by Branch and Specialisation and Paid Rank**

Branch	Specialisation	OR-9	OR-8	OR-7	OR-6	OR-4	OR-3	OR-2	Total
<b>Total</b>		<b>130</b>	<b>10</b>	<b>540</b>	<b>720</b>	<b>890</b>	<b>-</b>	<b>1,270</b>	<b>3,560</b>
<b>Warfare (Air)</b>		<b>20</b>	<b>-</b>	<b>80</b>	<b>130</b>	<b>160</b>	<b>-</b>	<b>260</b>	<b>660</b>
	Aircrewmen	10	-	20	40	20	-	~	90
	Naval Airman (Aircraft Control)	~	-	20	30	40	-	20	110
	Naval Airman (Aircraft Handler)	10	-	30	50	100	-	230	420
	RM Aircrewmen	~	-	10	10	10	-	-	40
	Unspecified	-	-	-	-	-	-	-	-
<b>Warfare (General Service)</b>		<b>~</b>	<b>-</b>	<b>20</b>	<b>10</b>	<b>20</b>	<b>-</b>	<b>~</b>	<b>60</b>
	H/M (Meteorological)	~	-	10	-	-	-	~	20
	Naval Airman (Photographer)	~	-	10	10	20	-	-	40
<b>Engineer</b>		<b>100</b>	<b>10</b>	<b>450</b>	<b>570</b>	<b>700</b>	<b>-</b>	<b>1,010</b>	<b>2,840</b>
	Air Engineer Artificer	-	-	50	-	-	-	-	50
	Air Engineer Mechanic	10	-	30	30	-	-	-	70
	Air Engineer Technician	90	10	360	520	660	-	960	2,580
	Naval Airman (Survival Equipment)	~	-	20	20	50	-	50	140
<b>Other</b>		<b>-</b>	<b>-</b>	<b>-</b>	<b>-</b>	<b>-</b>	<b>-</b>	<b>-</b>	<b>-</b>

**Jun-16 Edition.**

\* The Trained Strength shown in this table does not include the Transfer Trainee Strength, hence the slightly lower figures.

5a

# Untrained Regular Royal Navy and Royal Marines Officer Strengths by Branch and Paid Rank

	OF4+	OF3	OF2	OF1	OFD	Total
--	------	-----	-----	-----	-----	-------

<b>Total</b>	<b>~</b>	<b>-</b>	<b>120</b>	<b>490</b>	<b>340</b>	<b>950</b>
--------------	----------	----------	------------	------------	------------	------------

<b>Warfare</b>	-	-	80	270	180	<b>540</b>
<b>Engineer</b>	-	-	10	140	90	<b>240</b>
<b>Logistics</b>	-	-	~	20	30	<b>50</b>
<b>Medical</b>	-	-	20	50	-	<b>70</b>
<b>Chaplain</b>	~	-	-	-	-	<b>~</b>
<b>No Specialisation</b>	-	-	-	-	-	<b>-</b>
<b>RM General Service</b>	-	-	-	10	40	<b>50</b>
<b>RM Band Service</b>	-	-	-	~	-	<b>~</b>
<b>Careers/Other</b>	-	-	-	-	-	<b>-</b>

Jun-16 Edition.

Note: Midshipmen are counted as OF-D

5b Untrained Regular Royal Navy and Royal Marine Rating Strengths by Branch and Paid Rank					
	OR6+	OR4	OR3	OR2	Total
<b>Total</b>	-	~	-	2,380	2,380
<b>Warfare (General Service)</b>	-	-	-	360	360
Warfare Specialist	-	-	-	10	10
Warfare Specialist (Above Water Tactical)	-	-	-	110	110
Hydrographic/Meteorological	-	-	-	10	10
H/M (Hydrographic)	-	-	-	-	-
H/M (Meteorological)	-	-	-	-	-
Mine Warfare	-	-	-	20	20
Diver	-	-	-	50	50
Seaman Specialist	-	-	-	110	110
Naval Airman (Photographer)	-	-	-	-	-
Communications Technician	-	-	-	50	50
Unspecified	-	-	-	-	-
<b>Warfare (Submarine)</b>	-	-	-	50	50
Warfare Specialist (Sensors Submarine)	-	-	-	20	20
Warfare Specialist (Tactical Submarine)	-	-	-	30	30
Unspecified	-	-	-	-	-
<b>Warfare (Air)</b>	-	~	-	60	70
Aircrewman	-	~	-	20	20
Naval Airman (Aircraft Control)	-	-	-	10	10
Naval Airman (Aircraft Handler)	-	-	-	40	40
Unspecified	-	-	-	-	-
<b>Engineer General Service</b>	-	-	-	530	530
Eng Technician (Marine Engineer)	-	-	-	280	280
Eng Technician (Weapon Engineer)	-	-	-	240	240
Unspecified	-	-	-	-	-
<b>Engineer Submariner</b>	-	-	-	250	250
Eng Technician (Marine Engineer Sub)	-	-	-	140	140
Eng Technician (Weapon Engineer Sub)	-	-	-	110	110
Unspecified	-	-	-	-	-
<b>Air Engineer</b>	-	-	-	330	330
Air Engineer Technician	-	-	-	320	320
Naval Airman (Survival Equipment)	-	-	-	10	10
Unspecified	-	-	-	-	-
<b>Logistics</b>	-	-	-	100	100
Chef	-	-	-	40	40
Steward	-	-	-	~	~
Supply Chain	-	-	-	30	30
Writer	-	-	-	30	30
Unspecified	-	-	-	-	-
<b>Medical</b>	-	-	-	90	90
Dental Surgery Assistant	-	-	-	~	~
Medical Assistant	-	-	-	60	60
Medical Technician	-	-	-	~	~
Naval Nurse	-	-	-	20	20
Unspecified	-	-	-	-	-
<b>Royal Marines General Service</b>	-	-	-	550	550
<b>Royal Marines Band Service</b>	-	-	-	60	60
Band	-	-	-	50	50
Bugler	-	-	-	~	~
Unspecified	-	-	-	-	-
<b>Unknown</b>	-	-	-	-	-

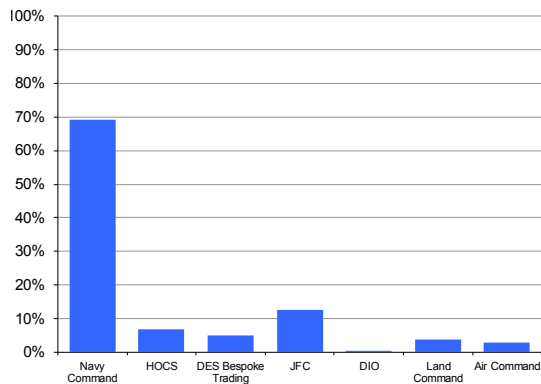
**Officers**

ILB	OF9	OF8	OF7	OF6	OF5	OF4	OF3	OF2	OF1	Total	% of Total Trained Strength
<b>Total</b>	~	10	30	80	280	1,000	1,990	2,160	280	5,830	100.0%
Navy Command	~	~	10	40	130	530	1,390	1,670	250	4,020	69.1%
HOCS	~	~	10	10	50	160	120	40	-	400	6.8%
DES Bespoke Trading	-	~	~	10	30	70	90	90	~	300	5.1%
JFC	-	~	~	20	60	200	250	190	20	730	12.5%
DIO	-	-	-	-	~	~	~	-	-	~	0.1%
Land Command	-	-	-	~	10	20	80	100	10	210	3.6%
Air Command	-	-	-	-	~	20	60	80	~	160	2.8%

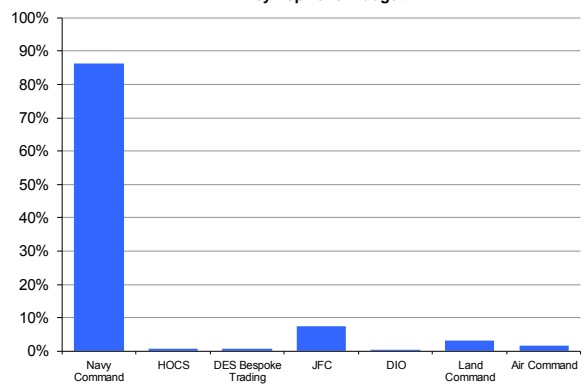
**Ratings**

ILB	OR9	OR8	OR7	OR6	OR4	OR3	OR2	Total	% of Total Trained Strength
<b>Total</b>	950	420	2,840	3,550	5,480	670	9,490	23,390	100.0%
Navy Command	760	350	2,160	2,890	4,730	530	8,770	20,170	86.2%
HOCS	20	~	60	50	40	-	10	180	0.8%
DES Bespoke Trading	70	10	60	10	~	-	~	150	0.7%
JFC	60	40	300	300	480	130	450	1,770	7.6%
DIO	-	-	-	-	~	-	-	~	0.0%
Land Command	20	~	120	190	160	20	230	740	3.2%
Air Command	20	10	130	110	70	-	20	370	1.6%

Trained\* Regular Royal Navy and Royal Marine Officer strength by Top Level Budget



Trained\* Regular Royal Navy and Royal Marine Ratings strength by Top Level Budget



\* The Trained Strength shown in this table does not include the Transfer Trainee Strength, hence the slightly lower figures.

## 7a Trained Regular Royal Navy and Royal Marines Length of Service by Rank

### Royal Navy Officers

Rank		Average LOS on Promotion	Current Average LOS	Average LOS on Exit			
				Overall	VO	TX	OW
OF7+	Admiral	33.4	33.7	35.9	N/A	35.9	N/A
OF6	Commodore	29.4	31.1	32.9	29.9	37.2	N/A
OF5	Captain	25.8	29.2	32.5	31.4	35.1	32.3
OF4	Commander	19.3	23.3	27.7	25.4	30.5	29.5
OF3	Lt Commander	13.3	16.9	18.3	17.9	20.2	15.3
OF2	Lieutenant	12.6	11.0	12.7	12.4	14.3	12.4
OF1	Sub-Lieutenant	N/A	5.8	4.2	N/A	N/A	4.2
OFD	Midshipman	N/A	N/A	N/A	N/A	N/A	N/A
<b>Overall</b>		<b>16.3</b>	<b>16.3</b>	<b>20.1</b>	<b>18.6</b>	<b>25.1</b>	<b>15.1</b>

### Royal Marine Officers

Rank		Average LOS on Promotion	Current Average LOS	Average LOS on Exit			
				Overall	VO	TX	OW
OF7+	Major General and Above	33.2	32.8	34.3	N/A	34.3	N/A
OF6	Brigadier	26.5	29.0	30.2	29.3	36.5	25.9
OF5	Colonel	20.1	26.1	32.2	32.2	N/A	N/A
OF4	Lt Colonel	17.7	21.4	25.8	23.8	36.1	N/A
OF3	Major	16.1	15.7	16.3	14.2	17.8	19.4
OF2	Captain	14.3	11.1	15.3	10.8	21.6	15.6
OF1	Lieutenant	3.9	6.8	2.0	N/A	N/A	2.0
<b>Overall</b>		<b>16.7</b>	<b>14.6</b>	<b>19.1</b>	<b>16.5</b>	<b>23.8</b>	<b>16.6</b>

### Royal Navy Ratings

Rank		Average LOS on Promotion	Current Average LOS	Average LOS on Exit				
				Overall	VO	TX	OW	PTO
OR-9	Warrant Officer 1st Class	25.1	28.6	29.9	29.2	32.4	22.3	N/A
OR-8	Warrant Officer 2nd Class	17.2	23.0	28.1	27.9	29.2	25.7	21.3
OR-7	Chief Petty Officer	18.7	21.1	23.2	22.6	26.0	19.5	15.5
OR-6	Petty Officer	12.5	15.9	18.8	18.9	23.6	14.7	12.9
OR-4	Leading Hand	7.2	10.3	12.0	10.7	19.0	12.8	9.0
OR-2	Able Rating	N/A	4.4	6.2	6.5	7.0	5.9	3.4
<b>Overall</b>		<b>12.9</b>	<b>11.5</b>	<b>12.2</b>	<b>11.3</b>	<b>23.4</b>	<b>8.5</b>	<b>11.6</b>

### Royal Marine Ratings

Rank		Average LOS on Promotion	Current Average LOS	Average LOS on Exit				
				Overall	VO	TX	OW	PTO
OR-9	Warrant Officer 1st Class	24.5	27.7	28.7	31.0	30.5	24.3	25.3
OR-8	Warrant Officer 2nd Class	19.7	24.1	25.4	24.4	25.2	31.8	22.6
OR-7	Colour Sergeant	17.1	20.3	21.0	24.8	21.4	22.2	15.8
OR-6	Sergeant	12.6	15.2	15.4	14.3	23.2	14.9	14.0
OR-4	Corporal	8.5	10.7	12.0	10.7	21.2	11.9	N/A
OR-3	Lance Corporal	N/A	6.4	N/A	N/A	N/A	N/A	N/A
OR-2	Marine	N/A	4.9	7.4	6.9	16.9	7.9	1.8
<b>Overall</b>		<b>12.5</b>	<b>9.5</b>	<b>10.2</b>	<b>8.4</b>	<b>22.5</b>	<b>9.7</b>	<b>15.2</b>

#### Notes

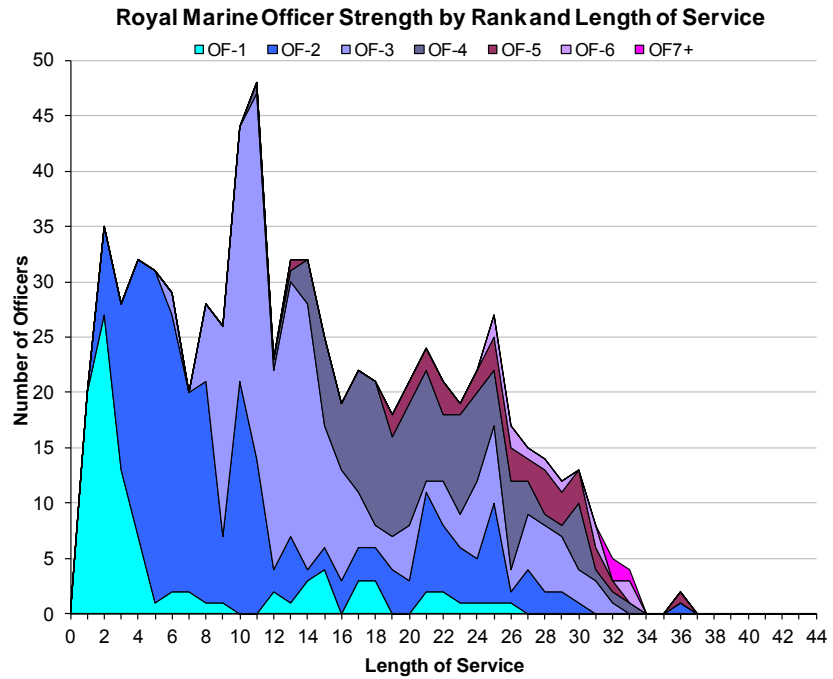
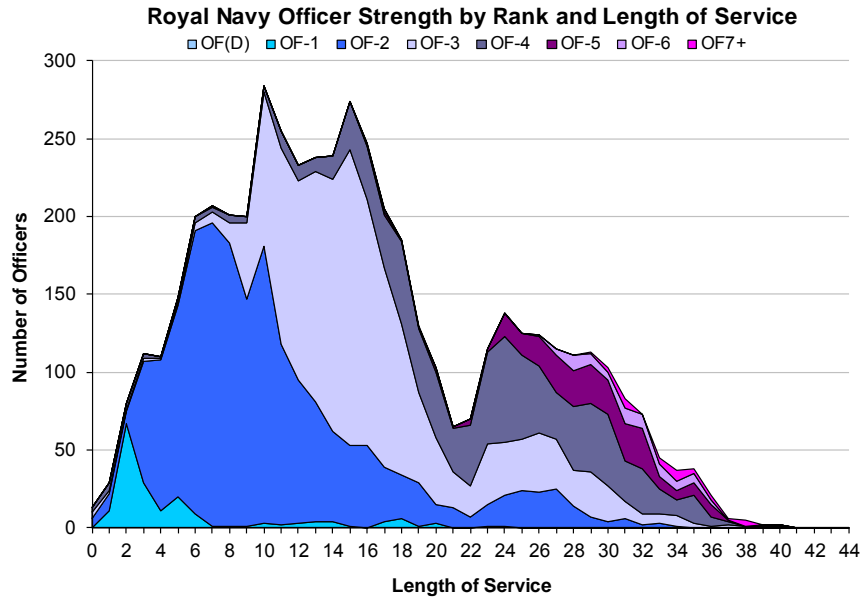
- 1 Flows data are for the last 12 months
- 2 LOS is taken from entry into the RN/RM
- 3 RN Rating and RM Other Rank exits include Promotion to Officer
- 4 Paid rank has been used for the current average LOS, but all other calculations feature substantive rank

#### Key

VO Voluntary Outflow  
TX Time Expiry  
OW Other Wastage  
PTO Promotion to Officer

7b

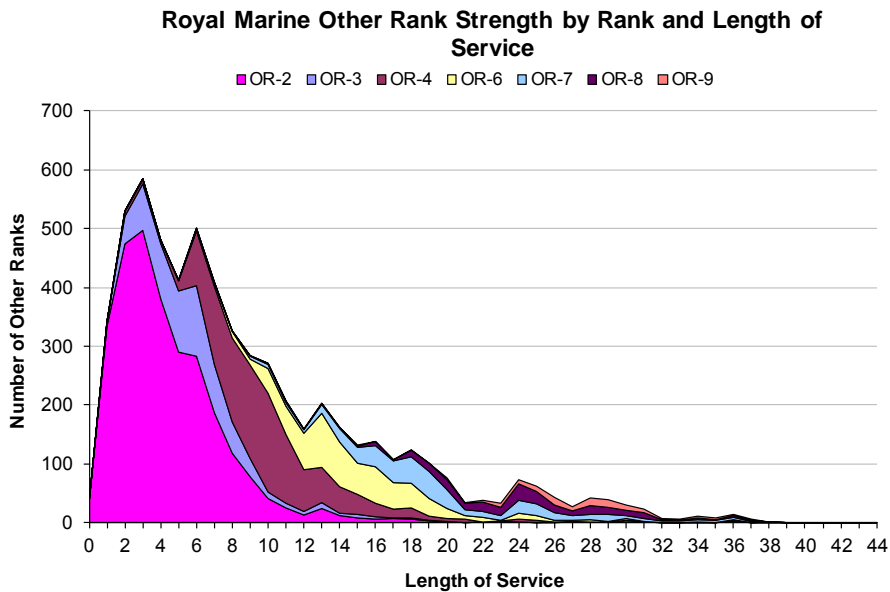
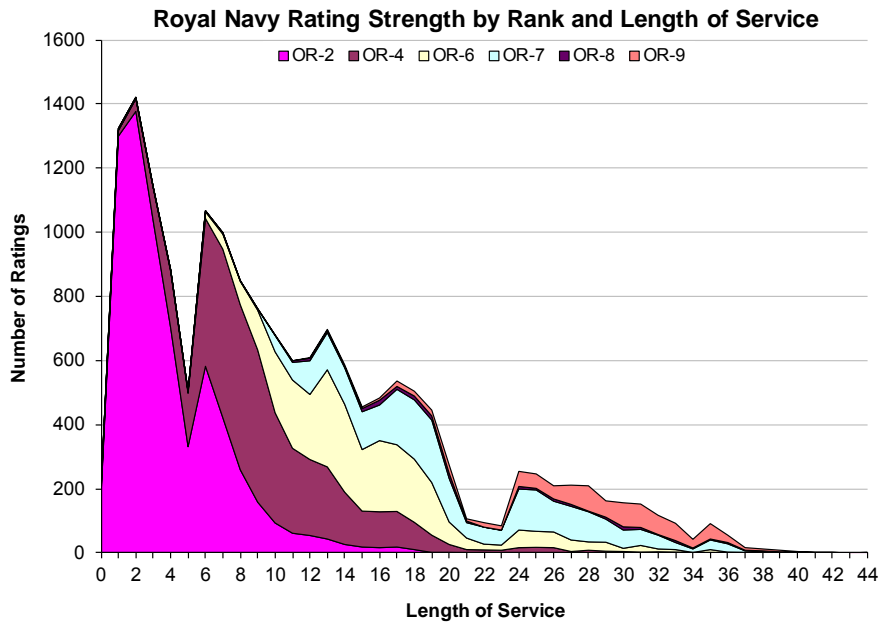
## Trained Regular Officer Length of Service by Paid Rank



Jun-16 Edition.

7c

Trained Regular RN Rating and RM Other Ranks Length of Service by Paid Rank



Jun-16 Edition.

	2012/2013		2013/2014		2014/2015		2015/2016		12 Mths to 1st Jun 16		Actual May 16
	Nos.	%	Nos.	%	Nos.	%	Nos.	%	Nos.	%	
<b>Total Officers</b>	<b>540</b>	<b>8.5%</b>	<b>460</b>	<b>7.6%</b>	<b>430</b>	<b>7.2%</b>	<b>420</b>	<b>7.1%</b>	<b>390</b>	<b>6.7%</b>	<b>30</b>
<b>Royal Navy Officers</b>											
<b>Total</b>	<b>460</b>	<b>8.3%</b>	<b>410</b>	<b>7.6%</b>	<b>380</b>	<b>7.3%</b>	<b>360</b>	<b>7.1%</b>	<b>330</b>	<b>6.6%</b>	<b>20</b>
Voluntary Outflow	200	3.7%	230	4.3%	230	4.4%	210	4.1%	200	4.0%	20
Other Wastage	40	0.7%	30	0.6%	30	0.7%	30	0.7%	30	0.6%	-
Time Expiry	150	2.7%	140	2.7%	120	2.2%	110	2.2%	100	1.9%	10
Redundancy	70	1.2%	~	0.1%	~	0.0%	10	0.1%	10	0.1%	-
<b>Royal Marine Officers</b>											
<b>Total</b>	<b>80</b>	<b>10.5%</b>	<b>60</b>	<b>7.4%</b>	<b>50</b>	<b>6.7%</b>	<b>60</b>	<b>7.4%</b>	<b>50</b>	<b>7.2%</b>	<b>~</b>
Voluntary Outflow	30	4.1%	40	5.0%	20	2.9%	30	4.0%	30	3.6%	~
Other Wastage	10	1.7%	10	1.1%	10	1.7%	10	1.1%	10	1.1%	~
Time Expiry	20	2.9%	10	1.3%	20	2.0%	20	2.3%	20	2.5%	~
Redundancy	10	1.8%	-	0.0%	-	0.0%	-	0.0%	-	0.0%	-
<b>Warfare</b>											
<b>Total</b>	<b>190</b>	<b>7.1%</b>	<b>200</b>	<b>7.4%</b>	<b>190</b>	<b>7.4%</b>	<b>160</b>	<b>6.4%</b>	<b>140</b>	<b>5.7%</b>	<b>10</b>
Voluntary Outflow	90	3.1%	100	3.8%	120	4.4%	90	3.6%	90	3.5%	10
Other Wastage	20	0.7%	20	0.8%	20	0.8%	10	0.6%	10	0.4%	-
Time Expiry	70	2.7%	70	2.8%	60	2.2%	60	2.3%	40	1.7%	~
Redundancy	20	0.5%	~	0.0%	-	0.0%	-	0.0%	-	0.0%	-
<b>Engineer</b>											
<b>Total</b>	<b>150</b>	<b>8.6%</b>	<b>140</b>	<b>8.7%</b>	<b>130</b>	<b>8.0%</b>	<b>130</b>	<b>8.3%</b>	<b>120</b>	<b>7.6%</b>	<b>10</b>
Voluntary Outflow	90	5.0%	100	5.7%	80	4.8%	90	5.5%	80	5.1%	10
Other Wastage	10	0.6%	~	0.3%	10	0.5%	10	0.6%	10	0.5%	-
Time Expiry	50	2.8%	40	2.6%	50	2.8%	30	2.1%	30	2.0%	~
Redundancy	~	0.2%	-	0.0%	-	0.0%	-	0.0%	-	0.0%	-
<b>Logistics</b>											
<b>Total</b>	<b>70</b>	<b>12.7%</b>	<b>20</b>	<b>4.8%</b>	<b>30</b>	<b>5.7%</b>	<b>20</b>	<b>4.8%</b>	<b>20</b>	<b>4.8%</b>	<b>~</b>
Voluntary Outflow	10	2.6%	10	2.6%	20	3.9%	20	3.2%	20	3.4%	~
Other Wastage	~	0.7%	~	0.4%	~	0.2%	-	0.0%	-	0.0%	-
Time Expiry	10	1.3%	10	1.6%	10	1.6%	10	1.6%	10	1.4%	~
Redundancy	40	8.0%	~	0.2%	-	0.0%	-	0.0%	-	0.0%	-
<b>Medical</b>											
<b>Total</b>	<b>40</b>	<b>9.6%</b>	<b>40</b>	<b>8.7%</b>	<b>30</b>	<b>7.0%</b>	<b>40</b>	<b>10.2%</b>	<b>50</b>	<b>10.7%</b>	<b>-</b>
Voluntary Outflow	20	4.1%	20	3.4%	20	4.5%	20	4.3%	20	4.5%	-
Other Wastage	10	1.3%	10	1.6%	~	1.1%	10	2.3%	10	2.0%	-
Time Expiry	10	3.0%	10	3.0%	~	0.9%	10	2.3%	10	2.7%	-
Redundancy	~	1.1%	~	0.7%	~	0.5%	10	1.4%	10	1.4%	-
<b>Chaplain</b>											
<b>Total</b>	<b>~</b>	<b>5.3%</b>	<b>~</b>	<b>7.0%</b>	<b>~</b>	<b>7.0%</b>	<b>~</b>	<b>7.1%</b>	<b>~</b>	<b>7.1%</b>	<b>-</b>
Voluntary Outflow	~	1.8%	~	3.5%	~	3.5%	~	1.8%	~	1.8%	-
Other Wastage	~	0.0%	-	0.0%	-	0.0%	-	0.0%	-	0.0%	-
Time Expiry	~	3.5%	~	3.5%	~	3.5%	~	5.3%	~	5.3%	-
Redundancy	-	0.0%	-	0.0%	-	0.0%	-	0.0%	-	0.0%	-
<b>Other / No Spec</b>											
<b>Total</b>	<b>-</b>	<b>N/A</b>	<b>-</b>	<b>N/A</b>	<b>-</b>	<b>N/A</b>	<b>-</b>	<b>N/A</b>	<b>-</b>	<b>N/A</b>	<b>-</b>
Voluntary Outflow	-	N/A	-	N/A	-	N/A	-	N/A	-	N/A	-
Other Wastage	-	N/A	-	N/A	-	N/A	-	N/A	-	N/A	-
Time Expiry	-	N/A	-	N/A	-	N/A	-	N/A	-	N/A	-
Redundancy	-	N/A	-	N/A	-	N/A	-	N/A	-	N/A	-
<b>Royal Marines General Service</b>											
<b>Total</b>	<b>80</b>	<b>10.0%</b>	<b>50</b>	<b>7.2%</b>	<b>50</b>	<b>6.2%</b>	<b>50</b>	<b>7.1%</b>	<b>50</b>	<b>7.1%</b>	<b>~</b>
Voluntary Outflow	30	3.7%	40	4.8%	20	2.8%	30	3.7%	20	3.4%	~
Other Wastage	10	1.6%	10	1.1%	10	1.6%	10	1.1%	10	1.1%	~
Time Expiry	20	2.9%	10	1.4%	20	2.0%	20	2.3%	20	2.6%	~
Redundancy	10	1.8%	-	0.0%	-	0.0%	-	0.0%	-	0.0%	-
<b>Royal Marines Band Service</b>											
<b>Total</b>	<b>~</b>	<b>16.9%</b>	<b>~</b>	<b>17.9%</b>	<b>-</b>	<b>0.0%</b>	<b>-</b>	<b>0.0%</b>	<b>-</b>	<b>0.0%</b>	<b>-</b>
Voluntary Outflow	~	8.5%	~	17.9%	-	0.0%	-	0.0%	-	0.0%	-
Other Wastage	~	8.5%	-	0.0%	-	0.0%	-	0.0%	-	0.0%	-
Time Expiry	-	0.0%	-	0.0%	-	0.0%	-	0.0%	-	0.0%	-
Redundancy	-	0.0%	-	0.0%	-	0.0%	-	0.0%	-	0.0%	-
<b>Career</b>											
<b>Total</b>	<b>-</b>	<b>N/A</b>	<b>-</b>	<b>N/A</b>	<b>-</b>	<b>N/A</b>	<b>-</b>	<b>N/A</b>	<b>-</b>	<b>N/A</b>	<b>-</b>
Voluntary Outflow	-	N/A	-	N/A	-	N/A	-	N/A	-	N/A	-
Other Wastage	-	N/A	-	N/A	-	N/A	-	N/A	-	N/A	-
Time Expiry	-	N/A	-	N/A	-	N/A	-	N/A	-	N/A	-
Redundancy	-	N/A	-	N/A	-	N/A	-	N/A	-	N/A	-

\* Total Figures in this table may deviate from those found in the UK Armed Forces Monthly Personnel Statistics. Please see the front pages for a comment on this.

9b

## Trained Regular Royal Navy and Royal Marine Rating Outflow\*

		2012/2013		2013/2014		2014/2015		2015/2016		12 Mths to 1st Jun 16		
		Nos.	%	Nos.	%	Nos.	%	Nos.	%	Nos.	%	Actual May 16
Total Ratings		3,290	12.7%	2,760	11.2%	2,560	10.7%	2,180	9.2%	2,120	9.0%	160
Royal Navy Ratings												
Total	2,390	12.1%	2,280	12.4%	2,000	11.2%	1,670	9.6%	1,620	9.3%	130	
Voluntary Outflow	1,060	5.3%	1,190	6.4%	1,160	6.5%	960	5.5%	950	5.4%	70	
Other Wastage	400	2.1%	380	2.1%	400	2.2%	410	2.3%	400	2.3%	30	
Time Expiry	530	2.7%	610	3.3%	380	2.1%	240	1.3%	210	1.2%	20	
Promotion to Officer	50	0.2%	70	0.4%	60	0.3%	70	0.4%	60	0.4%	10	
Redundancy	350	1.8%	40	0.2%	-	0.0%	-	0.0%	-	0.0%	-	
Royal Marine Ratings												
Total	900	14.6%	480	7.7%	570	9.0%	500	8.1%	500	8.2%	30	
Voluntary Outflow	560	9.0%	240	3.8%	340	5.3%	280	4.5%	280	4.6%	20	
Other Wastage	190	3.1%	130	2.1%	130	2.1%	160	2.6%	160	2.6%	10	
Time Expiry	140	2.3%	80	1.4%	80	1.3%	40	0.7%	40	0.7%	~	
Promotion to Officer	10	0.2%	20	0.4%	20	0.3%	20	0.2%	20	0.2%	-	
Redundancy	-	0.0%	-	0.0%	-	0.0%	-	0.0%	-	0.0%	-	
Warfare (General Service)												
Total	710	14.5%	550	12.1%	520	11.6%	370	9.2%	360	9.4%	30	
Voluntary Outflow	320	6.6%	300	6.6%	310	7.0%	230	5.7%	230	5.9%	20	
Other Wastage	110	2.2%	110	2.5%	110	2.4%	80	2.1%	80	2.1%	10	
Time Expiry	140	2.7%	130	2.8%	90	2.1%	50	1.2%	40	1.1%	10	
Promotion to Officer	10	0.2%	10	0.2%	10	0.2%	10	0.4%	10	0.2%	~	
Redundancy	140	2.7%	~	0.1%	-	0.0%	-	0.0%	-	0.0%	-	
Warfare (Submarine)												
Total	80	9.4%	80	9.8%	70	8.7%	50	8.4%	40	7.2%	~	
Voluntary Outflow	30	4.0%	30	4.0%	40	4.5%	20	3.3%	20	3.2%	~	
Other Wastage	20	2.2%	20	2.1%	20	2.3%	10	2.1%	10	1.7%	~	
Time Expiry	30	3.2%	20	3.2%	10	1.7%	20	2.7%	10	2.0%	~	
Promotion to Officer	-	0.0%	~	0.5%	~	0.1%	~	0.3%	~	0.3%	~	
Redundancy	-	0.0%	-	0.0%	-	0.0%	-	0.0%	-	0.0%	-	
Warfare (Air)												
Total	100	13.0%	80	11.5%	70	9.4%	50	8.2%	50	8.1%	~	
Voluntary Outflow	20	2.6%	40	5.0%	40	5.3%	30	5.0%	30	5.0%	-	
Other Wastage	10	1.8%	10	1.4%	10	2.0%	20	2.4%	20	2.3%	~	
Time Expiry	20	2.0%	20	2.7%	10	1.9%	~	0.2%	~	0.3%	-	
Promotion to Officer	~	0.5%	~	0.4%	~	0.3%	~	0.6%	~	0.5%	~	
Redundancy	50	6.0%	10	2.0%	-	0.0%	-	0.0%	-	0.0%	-	
Engineering (General Service)												
Total	600	14.1%	680	17.4%	550	15.1%	420	10.3%	420	10.0%	30	
Voluntary Outflow	310	7.3%	430	10.9%	330	9.0%	250	6.3%	260	6.2%	20	
Other Wastage	80	1.9%	90	2.2%	110	2.9%	100	2.4%	100	2.4%	10	
Time Expiry	120	2.7%	150	3.9%	100	2.7%	50	1.3%	40	1.1%	~	
Promotion to Officer	10	0.3%	20	0.4%	20	0.5%	20	0.4%	10	0.3%	~	
Redundancy	80	2.0%	-	0.0%	-	0.0%	-	0.0%	-	0.0%	-	
Engineering (Submarine)												
Total	200	9.5%	240	11.8%	240	12.6%	200	9.9%	190	9.2%	20	
Voluntary Outflow	110	5.2%	120	5.9%	140	7.1%	100	5.1%	90	4.6%	10	
Other Wastage	30	1.5%	50	2.3%	40	2.2%	60	2.7%	60	2.7%	~	
Time Expiry	60	2.7%	70	3.4%	60	3.0%	40	1.8%	30	1.7%	~	
Promotion to Officer	~	0.2%	~	0.2%	~	0.3%	~	0.2%	~	0.2%	~	
Redundancy	-	0.0%	-	0.0%	-	0.0%	-	0.0%	-	0.0%	-	
Engineering (Air)												
Total	240	7.7%	280	9.0%	260	8.7%	280	9.5%	280	9.5%	20	
Voluntary Outflow	110	3.3%	120	4.0%	170	5.7%	180	6.0%	190	6.5%	20	
Other Wastage	50	1.6%	50	1.5%	30	1.1%	40	1.5%	40	1.4%	~	
Time Expiry	70	2.2%	80	2.8%	40	1.3%	40	1.3%	30	1.0%	~	
Promotion to Officer	10	0.2%	20	0.7%	20	0.5%	20	0.7%	20	0.6%	~	
Redundancy	10	0.3%	-	0.0%	-	0.0%	-	0.0%	-	0.0%	-	

\* Total Figures in this table may deviate from those found in the UK Armed Forces Monthly Personnel Statistics. Please see the front pages for a comment on this.

Jun-16 Edition.

		2012/2013		2013/2014		2014/2015		2015/2016		12 Mths to 1st Jun 16		Actual May 16
		Nos.	%	Nos.	%	Nos.	%	Nos.	%	Nos.	%	
<b>Logistics</b>	<b>Total</b>	<b>340</b>	<b>12.2%</b>	<b>290</b>	<b>11.2%</b>	<b>240</b>	<b>9.0%</b>	<b>240</b>	<b>9.6%</b>	<b>220</b>	<b>8.9%</b>	<b>10</b>
	Voluntary Outflow	110	3.9%	110	4.3%	110	4.4%	110	4.5%	110	4.2%	~
	Other Wastage	80	2.9%	50	1.8%	60	2.5%	90	3.5%	70	2.9%	~
	Time Expiry	90	3.3%	110	4.2%	50	2.0%	40	1.4%	40	1.5%	~
	Promotion to Officer	~	0.1%	10	0.3%	~	0.2%	10	0.3%	10	0.2%	~
	Redundancy	60	2.1%	20	0.7%	-	0.0%	-	0.0%	-	0.0%	-
<b>Medical</b>	<b>Total</b>	<b>120</b>	<b>12.5%</b>	<b>90</b>	<b>10.2%</b>	<b>90</b>	<b>9.5%</b>	<b>90</b>	<b>9.9%</b>	<b>80</b>	<b>9.1%</b>	<b>10</b>
	Voluntary Outflow	50	5.1%	40	4.8%	40	4.4%	40	4.9%	40	4.3%	~
	Other Wastage	20	2.1%	20	2.3%	20	2.3%	30	3.3%	30	3.0%	~
	Time Expiry	20	2.5%	20	2.4%	20	2.2%	10	0.9%	10	1.1%	~
	Promotion to Officer	10	1.0%	~	0.5%	~	0.6%	10	0.8%	10	0.7%	~
	Redundancy	20	1.8%	~	0.2%	-	0.0%	-	0.0%	-	0.0%	-
<b>Other / No Spec</b>	<b>Total</b>	-	<b>N/A</b>	-	<b>N/A</b>	-	<b>N/A</b>	-	<b>N/A</b>	-	<b>N/A</b>	-
	Voluntary Outflow	-	<b>N/A</b>	-	<b>N/A</b>	-	<b>N/A</b>	-	<b>N/A</b>	-	<b>N/A</b>	-
	Other Wastage	-	<b>N/A</b>	-	<b>N/A</b>	-	<b>N/A</b>	-	<b>N/A</b>	-	<b>N/A</b>	-
	Time Expiry	-	<b>N/A</b>	-	<b>N/A</b>	-	<b>N/A</b>	-	<b>N/A</b>	-	<b>N/A</b>	-
	Promotion to Officer	-	<b>N/A</b>	-	<b>N/A</b>	-	<b>N/A</b>	-	<b>N/A</b>	-	<b>N/A</b>	-
	Redundancy	-	<b>N/A</b>	-	<b>N/A</b>	-	<b>N/A</b>	-	<b>N/A</b>	-	<b>N/A</b>	-
<b>Royal Marines General Service</b>	<b>Total</b>	<b>870</b>	<b>15.2%</b>	<b>440</b>	<b>7.7%</b>	<b>520</b>	<b>9.0%</b>	<b>460</b>	<b>8.0%</b>	<b>460</b>	<b>8.2%</b>	<b>30</b>
	Voluntary Outflow	540	9.5%	220	3.9%	310	5.4%	260	4.6%	260	4.7%	20
	Other Wastage	180	3.2%	120	2.2%	120	2.1%	140	2.5%	150	2.6%	10
	Time Expiry	140	2.4%	70	1.3%	70	1.2%	40	0.7%	40	0.7%	~
	Promotion to Officer	10	0.1%	20	0.4%	20	0.3%	10	0.2%	10	0.2%	-
	Redundancy	-	0.0%	-	0.0%	-	0.0%	-	0.0%	-	0.0%	-
<b>Royal Marines Band Service</b>	<b>Total</b>	<b>20</b>	<b>5.3%</b>	<b>30</b>	<b>7.6%</b>	<b>20</b>	<b>7.3%</b>	<b>20</b>	<b>5.8%</b>	<b>20</b>	<b>4.4%</b>	-
	Voluntary Outflow	10	1.8%	10	2.6%	10	4.1%	10	2.6%	10	2.0%	-
	Other Wastage	~	1.5%	~	1.2%	-	0.0%	~	0.9%	~	0.9%	-
	Time Expiry	~	1.5%	10	3.2%	10	2.9%	10	2.0%	~	1.2%	-
	Promotion to Officer	~	0.6%	~	0.6%	~	0.3%	~	0.3%	~	0.3%	-
	Redundancy	-	0.0%	-	0.0%	-	0.0%	-	0.0%	-	0.0%	-
<b>Career</b>	<b>Total</b>	-	<b>N/A</b>	-	<b>N/A</b>	-	<b>N/A</b>	-	<b>N/A</b>	-	<b>N/A</b>	-
	Voluntary Outflow	-	<b>N/A</b>	-	<b>N/A</b>	-	<b>N/A</b>	-	<b>N/A</b>	-	<b>N/A</b>	-
	Other Wastage	-	<b>N/A</b>	-	<b>N/A</b>	-	<b>N/A</b>	-	<b>N/A</b>	-	<b>N/A</b>	-
	Time Expiry	-	<b>N/A</b>	-	<b>N/A</b>	-	<b>N/A</b>	-	<b>N/A</b>	-	<b>N/A</b>	-
	Promotion to Officer	-	<b>N/A</b>	-	<b>N/A</b>	-	<b>N/A</b>	-	<b>N/A</b>	-	<b>N/A</b>	-
	Redundancy	-	<b>N/A</b>	-	<b>N/A</b>	-	<b>N/A</b>	-	<b>N/A</b>	-	<b>N/A</b>	-

\* Total Figures in this table may deviate from those found in the UK Armed Forces Monthly Personnel Statistics. Please see the front pages for a comment on this.

Jun-16 Edition.

	2012/2013		2013/2014		2014/2015		2015/2016		12 Months to 1st Jun 16		Actual May 16
	Nos.	%	Nos.	%	Nos.	%	Nos.	%			
<b>Total Officers</b>	<b>240</b>	<b>3.7%</b>	<b>260</b>	<b>4.3%</b>	<b>250</b>	<b>4.2%</b>	<b>240</b>	<b>4.1%</b>	<b>230</b>	<b>3.9%</b>	<b>20</b>
<b>Royal Navy Officers</b>											
<b>Total</b>	<b>200</b>	<b>3.7%</b>	<b>230</b>	<b>4.3%</b>	<b>230</b>	<b>4.4%</b>	<b>210</b>	<b>4.1%</b>	<b>200</b>	<b>4.0%</b>	<b>20</b>
OF9	-	-	-	-	-	-	-	-	-	-	-
OF8	-	-	-	-	-	-	-	-	-	-	-
OF7	-	-	-	-	-	-	~	3.7%	-	-	-
OF6	10	10.2%	10	13.9%	10	9.1%	~	2.9%	~	4.3%	~
OF5	10	5.3%	20	6.4%	20	8.1%	20	7.3%	20	8.2%	-
OF4	40	4.3%	40	4.8%	50	5.2%	30	3.8%	40	4.0%	~
OF3	70	3.9%	80	4.3%	80	4.4%	70	4.3%	70	3.9%	10
OF2	70	3.1%	80	3.7%	80	3.7%	80	4.1%	80	3.9%	~
OF1	-	-	-	-	~	1.0%	-	-	-	-	-
<b>Royal Marine Officers</b>											
<b>Total</b>	<b>30</b>	<b>4.1%</b>	<b>40</b>	<b>5.0%</b>	<b>20</b>	<b>2.9%</b>	<b>30</b>	<b>4.0%</b>	<b>30</b>	<b>3.6%</b>	<b>~</b>
OF9	-	-	-	-	-	-	-	-	-	-	-
OF8	-	-	-	-	-	-	-	-	-	-	-
OF7	-	-	-	-	-	-	-	-	-	-	-
OF6	~	27.3%	-	-	~	7.7%	~	15.2%	~	15.5%	-
OF5	-	-	~	5.8%	~	9.8%	~	9.2%	~	3.0%	-
OF4	10	5.1%	10	7.0%	-	-	~	4.0%	~	4.0%	~
OF3	10	3.9%	10	4.7%	~	1.7%	10	3.5%	10	3.9%	-
OF2	10	4.3%	20	5.2%	10	4.9%	10	4.6%	10	3.9%	~
OF1	-	-	-	-	-	-	-	-	-	-	-

\* Total Figures in this table may deviate from those found in the UK Armed Forces Monthly Personnel Statistics. Please see the front pages for a comment on this.

Jun-16 Edition.

**10b Trained Regular Royal Navy and Royal Marine Rating Voluntary Outflow Exits by Paid Rank\***

2012/2013			2013/2014		2014/2015		2015/2016	
	Nos.	%	Nos.	%	Nos.	%	Nos.	%
Total Ratings	1,610	6.2%	1,420	5.8%	1,490	6.2%	1,240	5.2%
Warfare (General Service)								
Total	320	6.6%	300	6.6%	310	7.0%	230	5.7%
OR9	10	8.8%	~	3.3%	10	6.2%	10	6.4%
OR8	~	13.4%	~	9.3%	~	16.1%	~	32.9%
OR7	40	6.4%	20	4.2%	20	4.1%	20	4.3%
OR6	40	4.4%	30	3.5%	20	3.3%	20	3.4%
OR4	60	4.4%	60	5.2%	70	5.7%	50	4.9%
OR2	180	8.7%	180	9.8%	180	10.3%	120	7.4%
Warfare (Submarine)								
Total	30	4.0%	30	4.0%	40	4.5%	20	3.3%
OR9	~	11.5%	~	3.1%	-	-	~	3.2%
OR8	-	-	-	-	-	-	-	-
OR7	~	2.9%	10	7.2%	~	4.2%	~	3.7%
OR6	~	1.6%	~	3.4%	~	0.9%	-	-
OR4	~	2.3%	~	0.6%	~	1.8%	-	-
OR2	20	5.2%	20	4.9%	30	7.4%	20	5.7%
Warfare (Air)								
Total	20	2.6%	40	5.0%	40	5.3%	30	5.0%
OR9	~	3.1%	~	13.7%	10	21.9%	~	8.6%
OR8	-	-	-	-	-	-	-	-
OR7	~	5.7%	~	6.2%	10	10.0%	~	6.5%
OR6	~	1.9%	10	5.3%	~	3.4%	~	2.1%
OR4	~	1.7%	10	3.7%	~	2.5%	10	5.9%
OR3	-	-	-	-	-	-	-	-
OR2	10	2.9%	10	4.5%	10	5.4%	10	5.1%
Engineering (General Service)								
Total	310	7.3%	430	10.9%	330	9.0%	250	6.3%
OR9	20	12.3%	10	6.7%	10	5.6%	10	2.6%
OR8	30	12.8%	40	15.4%	10	15.3%	10	19.3%
OR7	50	5.5%	70	9.0%	50	7.2%	30	4.6%
OR6	50	7.0%	70	11.0%	50	9.7%	20	3.7%
OR4	50	5.6%	80	9.3%	70	9.2%	70	7.6%
OR2	120	8.0%	170	12.7%	120	9.7%	110	7.6%
Engineering (Submarine)								
Total	110	5.2%	120	5.9%	140	7.1%	100	5.1%
OR9	~	4.8%	~	1.7%	~	1.4%	~	1.1%
OR8	10	4.0%	~	1.2%	10	6.1%	~	0.7%
OR7	30	6.0%	40	7.9%	30	8.7%	20	5.7%
OR6	30	9.0%	30	11.9%	30	11.0%	10	4.6%
OR4	20	5.3%	20	5.8%	40	10.7%	40	8.1%
OR2	20	2.9%	20	3.8%	30	3.7%	30	4.5%
Engineering (Air)								
Total	110	3.3%	120	4.0%	170	5.7%	180	6.0%
OR9	~	5.5%	~	7.2%	~	3.9%	~	3.2%
OR8	~	2.0%	~	5.4%	~	2.8%	~	7.7%
OR7	20	3.5%	20	3.9%	30	6.5%	20	3.9%
OR6	20	3.0%	30	4.0%	30	4.5%	30	4.6%
OR4	20	3.1%	10	1.7%	30	3.3%	30	4.2%
OR2	40	3.6%	60	5.6%	80	8.1%	100	9.5%

12 Months to 1st Jun 16		Actual May 16
Nos.	%	
<b>1,230</b>	<b>5.2%</b>	<b>80</b>
<b>230</b>	<b>5.9%</b>	<b>20</b>
10	9.3%	~
~	37.5%	-
20	5.0%	~
20	3.3%	-
40	4.4%	~
120	7.8%	10
<b>20</b>	<b>3.2%</b>	<b>~</b>
~	6.5%	~
-	-	-
~	1.3%	-
-	-	-
~	0.8%	-
20	5.3%	-
<b>30</b>	<b>5.0%</b>	<b>-</b>
~	8.5%	-
-	-	-
~	2.6%	-
10	4.4%	-
10	6.1%	-
-	-	-
10	5.1%	-
<b>260</b>	<b>6.2%</b>	<b>20</b>
10	3.8%	~
~	7.5%	-
20	3.4%	~
20	3.4%	~
80	8.2%	10
120	7.7%	10
<b>90</b>	<b>4.6%</b>	<b>10</b>
~	1.1%	-
-	-	-
10	4.3%	~
10	3.4%	-
30	7.1%	~
40	4.9%	~
<b>190</b>	<b>6.5%</b>	<b>20</b>
~	2.1%	-
~	8.8%	-
20	4.1%	~
30	5.0%	~
30	4.6%	~
100	10.2%	10

\* Total Figures in this table may deviate from those found in the UK Armed Forces Monthly Personnel Statistics. Please see the front pages for a comment on this.

**Jun-16 Edition.**

										12 Months to 1st Jun 16		Actual May 16
2012/2013		2013/2014		2014/2015		2015/2016						
Nos.	%	Nos.	%	Nos.	%	Nos.	%	Nos.	%	Nos.	%	
Logistics												
Total	110	3.9%	110	4.3%	110	4.4%	110	4.5%		110	4.2%	~
OR9	~	6.5%	~	8.7%	~	1.6%	~	8.1%		~	8.0%	-
OR8	-	-	-	-	-	-	-	-		-	-	-
OR7	10	4.1%	10	5.5%	~	2.2%	10	4.3%		~	2.1%	-
OR6	10	2.1%	10	3.5%	10	2.0%	10	2.0%		10	2.0%	-
OR4	30	3.4%	20	3.2%	30	4.5%	20	2.0%		20	2.0%	-
OR3	-	-	-	-	-	-	~	14.3%		~	14.1%	-
OR2	60	4.5%	60	4.9%	60	5.7%	70	6.8%		70	6.6%	~
Medical												
Total	50	5.1%	40	4.8%	40	4.4%	40	4.9%		40	4.3%	~
OR9	~	11.2%	~	11.1%	~	3.6%	~	6.8%		-	-	-
OR8	-	-	-	-	-	-	-	-		~	80.0%	-
OR7	~	3.3%	~	4.3%	10	5.1%	10	6.0%		~	4.3%	-
OR6	~	2.8%	~	1.7%	10	4.7%	10	4.9%		10	4.3%	-
OR4	20	5.6%	20	7.2%	10	4.3%	10	2.6%		10	2.2%	~
OR3	-	-	-	-	-	-	-	-		-	-	-
OR2	20	6.4%	10	4.1%	10	4.3%	20	6.6%		20	6.2%	-
Royal Marines General Service												
Total	540	9.5%	220	3.9%	310	5.4%	260	4.6%		260	4.7%	20
OR9	10	10.2%	~	1.2%	~	3.5%	~	2.3%		~	1.1%	-
OR8	10	4.0%	10	3.9%	~	1.3%	10	2.7%		10	3.1%	-
OR7	20	3.9%	10	1.9%	10	1.6%	~	1.1%		~	0.8%	-
OR6	30	5.3%	10	1.1%	~	0.7%	10	1.8%		10	2.0%	-
OR4	140	12.7%	30	2.5%	30	2.8%	30	3.0%		30	2.7%	~
OR3	20	3.0%	20	2.6%	20	3.5%	20	3.5%		30	3.8%	~
OR2	330	11.8%	160	5.6%	240	8.5%	180	6.7%		190	7.0%	10
Royal Marines Band Service												
Total	10	1.8%	10	2.6%	10	4.1%	10	2.6%		10	2.0%	-
OR9	-	-	-	-	-	-	-	-		-	-	-
OR8	-	-	-	-	~	8.2%	-	-		-	-	-
OR7	-	-	-	-	~	3.2%	-	-		-	-	-
OR6	-	-	~	3.9%	~	2.1%	~	2.0%		-	-	-
OR4	-	-	~	1.7%	-	-	~	1.6%		~	1.6%	-
OR3	-	-	-	-	-	-	-	-		-	-	-
OR2	10	3.3%	10	3.3%	10	5.9%	10	3.8%		10	3.3%	-

\* Total Figures in this table may deviate from those found in the UK Armed Forces Monthly Personnel Statistics. Please see the front pages for a comment on this.

11a Trained Regular Royal Navy and Royal Marine Officer Promotions to Substantive Rank					
	2012/2013	2013/2014	2014/2015	2015/2016	12 Months to 1st Jun 16
<b>Total Officers</b>	<b>490</b>	<b>510</b>	<b>560</b>	<b>600</b>	<b>600</b>
OF7 and Above	10	10	10	10	10
OF6	20	20	30	10	20
OF5	30	50	70	50	50
OF4	100	90	110	130	130
OF3	210	220	240	290	290
OF2	120	120	100	100	100

11b Trained Regular Royal Navy and Royal Marine Rating and Other Rank Promotions to Substantive Rank					
	2012/2013	2013/2014	2014/2015	2015/2016	12 Months to 1st Jun 16
<b>Total Ratings</b>	<b>1,530</b>	<b>2,660</b>	<b>1,990</b>	<b>2,500</b>	<b>2,220</b>
OR9	30	110	80	260	190
OR8	30	150	100	150	90
OR7	300	420	360	440	380
OR6	410	740	560	670	650
OR4	760	1,220	900	990	900
OR3	~	-	-	-	-

Jun-16 Edition.

12a

Gains to the Trained Regular Royal Navy and Royal Marines Officer Strength from Untrained by Branch

		2012/2013	2013/2014	2014/2015	2015/2016	12 Months to 1st Jun 16
Royal Navy	Officers					
	Total	290	240	280	250	290
Royal Marines	Officers					
	Total	50	50	60	60	60
	Warfare	140	110	140	100	130
	Engineer	100	80	100	80	90
	Logistics	20	20	30	20	30
	Medical	20	20	20	40	40
	Chaplain	~	~	-	10	10
	Other	-	-	-	-	-
	Royal Marines General Service	50	50	60	60	60
	Royal Marines Band Service	~	-	-	~	~

		Jun-15	Jul-15	Aug-15	Sep-15	Oct-15	Nov-15	Dec-15	Jan-16	Feb-16	Mar-16	Apr-16	May-16
Royal Navy	Officers												
	Total	30	~	30	20	40	~	30	20	20	20	40	40
Royal Marines	Officers												
	Total	-	-	-	-	-	-	40	-	10	-	-	-
	Warfare	10	~	10	~	30	~	20	~	10	10	20	20
	Engineer	~	~	10	10	~	~	10	20	10	10	~	10
	Logistics	10	-	-	10	-	-	-	-	-	-	10	~
	Medical	10	-	~	-	~	-	~	-	-	-	10	10
	Chaplain	-	-	~	-	-	-	-	-	~	-	-	-
	Other	-	-	-	-	-	-	-	-	-	-	-	-
	Royal Marines General Service	-	-	-	-	-	-	40	-	10	-	-	-
	Royal Marines Band Service	-	-	-	-	-	-	-	-	~	-	-	-

**12b Gains to the Trained Regular Royal Navy and Royal Marine Rating Strength from Untrained**

		2012/2013	2013/2014	2014/2015	2015/2016	12 Months to 1st Jun 16
<b>Royal Navy</b>	<b>Ratings</b>					
	<b>Total</b>	<b>980</b>	<b>1,230</b>	<b>1,580</b>	<b>1,440</b>	<b>1,410</b>
<b>Royal Marines</b>	<b>Other Ranks</b>					
	<b>Total</b>	<b>540</b>	<b>650</b>	<b>520</b>	<b>360</b>	<b>330</b>
<b>Warfare</b>	<b>Total</b>	<b>270</b>	<b>310</b>	<b>450</b>	<b>400</b>	<b>380</b>
<b>(General Service)</b>	Warfare Specialist (WS)	120	120	160	140	130
	WS (Above Water Tactical)	-	-	-	20	30
	WS (Above Water Warfare)	-	-	-	-	-
	WS (Electronic Warfare)	-	-	-	-	-
	WS (Under Water)	-	-	-	-	-
	Comms Info Systems Specialist	40	40	80	10	-
	Hydrographic/Meteorological (H/M)	20	20	20	20	20
	H/M (Hydrographic)	-	-	-	-	-
	H/M (Meteorological)	-	-	-	-	-
	Mine Warfare	40	50	50	40	40
	Diver	20	30	30	30	30
	Seaman Specialist	20	40	100	110	100
	Naval Airman (Photographer)	-	-	-	-	-
	Physical Training Instructor	-	-	-	-	-
	Royal Navy Police	-	-	-	-	-
	Communications Technician	10	10	10	20	20
	Unspecified	-	-	-	-	-
<b>Warfare</b>	<b>Total</b>	<b>40</b>	<b>50</b>	<b>80</b>	<b>60</b>	<b>50</b>
<b>(Submarine)</b>	Coxswain (Submarines)	-	-	-	-	-
	Warfare Specialist (Sensors Submarines)	20	30	40	20	20
	Warfare Specialist (Tactical Submarines)	10	10	20	30	30
	Comms Info Systems Spec (Submarines)	10	10	20	10	-
	Unspecified	-	-	-	-	-
<b>Warfare (Air)</b>	<b>Total</b>	<b>20</b>	<b>30</b>	<b>70</b>	<b>60</b>	<b>60</b>
	Aircrewman	-	-	-	-	-
	Naval Airman (Aircraft Control)	10	-	10	10	10
	Naval Airman (Aircraft Handler)	10	30	60	50	50
	Royal Marines Aircrewman	-	-	-	-	-
	Unspecified	-	-	-	-	-
<b>Engineering</b>	<b>Total</b>	<b>210</b>	<b>310</b>	<b>350</b>	<b>370</b>	<b>340</b>
<b>(General Service)</b>	Marine Engineer Mechanic	-	-	-	-	-
	Weapon Engineer Mechanic	-	-	-	-	-
	Engineer Technician (Marine Engineer)	150	200	190	200	180
	Engineer Technician (Weapon Engineer)	60	120	160	170	170
	Unspecified	-	-	-	-	-
<b>Engineering</b>	<b>Total</b>	<b>130</b>	<b>150</b>	<b>190</b>	<b>130</b>	<b>140</b>
<b>(Submarine)</b>	Marine Engineer Mechanic	-	-	-	-	-
	Weapon Engineer Mechanic	-	-	-	-	-
	Engineer Technician (Marine Engineer Sub)	90	90	110	60	80
	Engineer Tech (Weapon Engineer Sub)	40	70	80	70	60
<b>Engineering (Air)</b>	<b>Total</b>	<b>100</b>	<b>190</b>	<b>200</b>	<b>210</b>	<b>220</b>
	Air Engineer Artificer	-	-	-	-	-
	Air Engineer Mechanic	-	-	-	-	-
	Air Engineer Technician	100	180	190	200	200
	Naval Airman (Survival Equipment)	-	10	10	10	10
	Unspecified	-	-	-	-	-
<b>Logistics</b>	<b>Total</b>	<b>140</b>	<b>120</b>	<b>180</b>	<b>160</b>	<b>170</b>
	Caterer	-	-	-	-	-
	Chef	40	50	90	50	50
	Steward	20	30	10	20	20
	Supply Chain	30	30	40	50	40
	Writer	50	20	30	50	50
	Family Service	-	-	-	-	-
	Unspecified	-	-	-	-	-
<b>Medical</b>	<b>Total</b>	<b>60</b>	<b>60</b>	<b>60</b>	<b>50</b>	<b>50</b>
	Dental Hygienist	-	-	-	-	-
	Dental Surgery Assistant	-	-	-	-	-
	Medical Assistant	40	50	40	40	40
	Naval Nurse	10	-	20	10	10
	Medical Technician	-	-	-	-	-
	Royal Marines Medical Assistant	-	-	-	-	-
	Unspecified	-	-	-	-	-
<b>RM General Service Total</b>		<b>520</b>	<b>630</b>	<b>490</b>	<b>350</b>	<b>320</b>
<b>RM Band Service</b>	<b>Total</b>	<b>20</b>	<b>20</b>	<b>30</b>	<b>20</b>	<b>20</b>
	Band	20	20	30	10	10
	Bugler	-	10	-	-	-

**12b Gains to the Trained Regular Royal Navy and Royal Marines Rating Strength from Untrained by Branch and Specialisation (Cont)**

		Jun-15	Jul-15	Aug-15	Sep-15	Oct-15	Nov-15	Dec-15	Jan-16	Feb-16	Mar-16	Apr-16	May-16
<b>Royal Navy</b>	Ratings												
	<b>Total</b>	<b>160</b>	<b>200</b>	<b>10</b>	<b>140</b>	<b>200</b>	<b>130</b>	<b>120</b>	<b>100</b>	<b>110</b>	<b>120</b>	<b>80</b>	<b>50</b>
<b>Royal Marines</b>	Other Ranks												
	<b>Total</b>	<b>50</b>	<b>40</b>	<b>40</b>	<b>30</b>	<b>40</b>	<b>20</b>	<b>20</b>	<b>20</b>	<b>40</b>	-	<b>40</b>	-
<b>Warfare (General Service)</b>	<b>Total</b>	<b>50</b>	<b>50</b>	<b>10</b>	<b>30</b>	<b>30</b>	<b>50</b>	<b>30</b>	<b>20</b>	<b>50</b>	<b>40</b>	-	<b>20</b>
	Warfare Specialist (WS)	20	30	-	10	10	10	10	10	10	10	-	10
	WS (Above Water Tactical)	-	-	-	-	-	-	-	~	10	10	-	10
	WS (Above Water Warfare)	-	-	-	-	-	-	-	-	-	-	-	-
	WS (Under Water)	-	-	-	-	-	-	-	-	-	-	-	-
	WS (Electronic Warfare)	-	-	-	-	~	-	-	-	-	-	-	-
	Comms Info Systems Specialist	~	-	-	-	-	-	-	-	-	-	-	-
	Hydrographic/Meteorological (H/M)	10	10	-	-	-	-	-	~	10	-	-	-
	H/M (Hydrographic)	-	-	-	-	-	-	-	-	~	-	-	-
	H/M (Meteorological)	-	-	-	-	-	-	-	-	-	-	-	-
	Mine Warfare	10	-	-	-	~	10	10	-	10	10	-	-
	Diver	10	-	10	-	-	10	-	-	10	-	-	-
	Seaman Specialist	-	10	-	10	10	10	10	-	10	20	-	10
	Naval Airman (Photographer)	-	-	-	-	-	-	-	-	-	-	-	-
	Physical Training Instructor	-	-	-	-	-	-	-	-	-	-	-	-
	Royal Navy Police	-	-	-	-	-	-	-	-	-	-	-	-
	Communications Technician	10	-	-	-	-	10	-	-	-	-	-	-
	Unspecified	-	-	-	-	-	-	-	-	-	-	-	-
<b>Warfare (Submarine)</b>	<b>Total</b>	<b>10</b>	<b>10</b>	-	~	<b>10</b>	-	~	-	-	~	<b>10</b>	-
	Coxswain (Submarines)	-	-	-	-	-	-	-	-	-	-	-	-
	Warfare Specialist (Sensors Submarines)	~	~	-	~	~	-	~	~	-	~	~	-
	Warfare Specialist (Tactical Submarines)	10	10	-	-	10	-	~	-	-	~	~	-
	Comms Info Sys Specialist (Submarines)	-	-	-	-	-	-	-	-	-	-	-	-
	Unspecified	-	-	-	-	-	-	-	-	-	-	-	-
<b>Warfare (Air)</b>	<b>Total</b>	-	<b>10</b>	-	-	-	<b>20</b>	-	<b>10</b>	-	<b>20</b>	-	-
	Aircrewman	-	-	-	-	-	-	-	-	-	-	-	-
	Naval Airman (Aircraft Control)	-	-	-	-	-	-	-	10	-	-	-	-
	Naval Airman (Aircraft Handler)	-	10	-	-	-	20	-	-	-	20	-	-
	Royal Marines Aircrewman	-	-	-	-	-	-	-	-	-	-	-	-
	Unspecified	-	-	-	-	-	-	-	-	-	-	-	-
<b>Engineering (General Service)</b>	<b>Total</b>	<b>30</b>	<b>60</b>	-	<b>40</b>	<b>70</b>	<b>40</b>	<b>40</b>	<b>10</b>	<b>20</b>	<b>20</b>	<b>10</b>	<b>10</b>
	Marine Engineer Mechanic	-	-	-	-	-	-	-	-	-	-	-	-
	Weapon Engineer Mechanic	-	-	-	-	-	-	-	-	-	-	-	-
	Engineer Technician (Marine Engineer)	~	40	-	-	40	20	20	-	20	20	10	-
	Engineer Technician (Weapon Engineer)	20	20	-	40	30	20	10	10	~	-	-	10
	Unspecified	-	-	-	-	-	-	-	-	-	-	-	-
<b>Engineering (Submarine)</b>	<b>Total</b>	<b>10</b>	<b>30</b>	-	<b>10</b>	<b>30</b>	-	<b>10</b>	<b>30</b>	-	~	<b>20</b>	-
	Marine Engineer Mechanic	-	-	-	-	-	-	-	-	-	-	-	-
	Weapon Engineer Mechanic	-	-	-	-	-	-	-	-	-	-	-	-
	Engineer Technician (Marine Engineer Sub)	-	20	-	~	20	-	-	20	-	~	20	-
	Engineer Tech (Weapon Engineer Sub)	10	10	-	10	10	-	10	10	-	~	10	-
<b>Engineering (Air)</b>	<b>Total</b>	<b>30</b>	<b>20</b>	-	<b>30</b>	<b>30</b>	<b>20</b>	<b>20</b>	<b>20</b>	<b>20</b>	<b>10</b>	<b>20</b>	<b>10</b>
	Air Engineer Artificer	-	-	-	-	-	-	-	-	-	-	-	-
	Air Engineer Mechanic	-	-	-	-	-	-	-	-	-	-	-	-
	Air Engineer Technician	30	20	-	30	30	20	20	10	20	10	20	10
	Naval Airman (Survival Equipment)	-	-	-	-	-	-	-	10	~	-	-	-
	Unspecified	-	-	-	-	-	-	-	-	-	-	-	-
<b>Logistics</b>	<b>Total</b>	<b>20</b>	<b>20</b>	~	<b>10</b>	<b>20</b>	~	<b>20</b>	<b>10</b>	<b>10</b>	<b>10</b>	<b>20</b>	<b>10</b>
	Caterer	-	-	-	-	-	-	-	-	-	-	-	-
	Chef	~	10	-	~	~	-	10	10	~	-	~	~
	Steward	10	-	-	~	~	-	~	-	-	10	~	~
	Supply Chain	~	~	~	10	10	-	~	-	10	~	10	-
	Writer	10	10	-	-	10	~	10	~	-	~	10	-
	Family Service	-	-	-	-	-	-	-	-	-	-	-	-
	Unspecified	-	-	-	-	-	-	-	-	-	-	-	-
<b>Medical</b>	<b>Total</b>	<b>10</b>	<b>10</b>	-	<b>10</b>	<b>10</b>	~	<b>10</b>	~	~	~	~	~
	Dental Hygienist	-	-	-	-	-	-	-	-	-	-	-	-
	Dental Surgery Assistant	-	~	-	-	-	-	~	-	-	-	~	-
	Medical Assistant	10	~	-	10	10	-	~	-	-	~	~	-
	Naval Nurse	-	-	-	10	~	-	~	~	~	-	-	~
	Medical Technician	-	-	-	-	-	~	-	~	-	-	-	-
	Royal Marines Medical Assistant	-	-	-	-	-	-	-	-	-	-	-	-
	Unspecified	-	-	-	-	-	-	-	-	-	-	-	-
<b>RM General Service Total</b>		<b>50</b>	<b>40</b>	<b>40</b>	<b>20</b>	<b>40</b>	<b>20</b>	<b>20</b>	<b>20</b>	<b>40</b>	-	<b>40</b>	-
<b>RM Band Service</b>	<b>Total</b>	-	-	-	<b>10</b>	-	-	-	~	-	-	~	-
	Band	-	-	-	10	-	-	-	~	-	-	~	-
	Bugler	-	-	-	~	-	-	-	~	-	-	~	-

# 13

## Trained Intake to the Regular Royal Navy and Royal Marine Service

					12 Months to 1st Jun 16	Actual May 16
	2012/2013	2013/2014	2014/2015	2015/2016		
<b>Total Officers</b>	<b>10</b>	<b>~</b>	<b>10</b>	<b>20</b>	<b>10</b>	<b>-</b>
Warfare	~	~	~	~	~	-
Engineer	~	~	~	~	~	-
Logistics	~	-	-	-	-	-
Medical	-	~	~	10	10	-
Chaplain	-	~	~	-	-	-
Royal Marines General Service	~	~	~	~	~	-
Royal Marines Band Service	-	-	-	-	-	-
No Value	-	-	-	-	-	-
<b>Total Ratings</b>	<b>60</b>	<b>70</b>	<b>60</b>	<b>80</b>	<b>80</b>	<b>10</b>
Warfare (General Service)	20	10	10	20	20	-
Warfare (Submarine)	-	-	~	~	~	-
Warfare (Air)	~	~	~	~	~	-
Engineering (General Service)	~	10	~	20	20	~
Engineering (Submarine)	-	~	~	~	~	-
Engineering (Air)	~	10	~	~	~	~
Logistics	~	~	10	10	20	~
Medical	~	~	10	10	10	-
Royal Marines General Service	20	30	10	~	~	-
Royal Marines Band Service	~	~	-	-	-	-
No Value	-	-	-	~	~	-

The figures above show trained intake to the regular strength from Civil Life, from Another Service, from LTA, To Other Ranks from Officer and To Officer from Other Ranks

**Jun-16 Edition.**