



















Route strategies

The division of routes for the programme of route strategies on the Strategic Road Network

-  London to Scotland East
-  London Orbital and M23 to Gatwick
-  London to Scotland West
-  London to Wales
-  Felixstowe to Midlands
-  Solent to Midlands
-  M25 to Solent (A3 and M3)
-  Kent Corridor to M25 (M2 and M20)
-  South Coast Central
-  Birmingham to Exeter
-  South West Peninsula
-  London to Leeds (East)
-  East of England
-  South Pennines
-  North Pennines
-  Midlands to Wales and Gloucestershire
-  North and East Midlands
-  South Midlands

Information correct at 13 March 2015

