



How will work on the High Speed railway affect people living along the route between London and Birmingham?

West Midlands Corridor

Tell us before 11.45pm on 22 January 2016



Equality Assessment (Equality Check) Update
December 2015

Contents

Section 1	What is an equality check?	3
Section 2	What does the equality check tell us?	11
Section 3	What did HS2 find out in the West Midlands Corridor?	30
Section 4	What do I need to do now?	34

For legal purposes, the Equality Assessment Update (December 2015), available at www.gov.uk/hs2, remains the true record.

Section 1 – What is an equality check?



High Speed Two (HS2) is a new high speed railway that will run from Euston station in London to a new station (Curzon Street) in Birmingham city centre. HS2 Limited is designing and building the railway.

What HS2 Limited needs to do:

- ask the Government if it can build the new railway
- carry out an **equality check** of the new railway. **Equality checks** are explained on Page 4.



2 years ago, HS2 Limited gave the Government a design for the new railway.



Since 2013, HS2 Limited has changed the design of the railway and has carried out a new **equality check**.





You can tell us what you think of this **equality check** until **11.45pm** on **22 January 2016**.

The Equality Assessment Update (equality check)

This report is an equality check update.

It replaces the old equality check that HS2 Limited did on the 2013 design for the railway.



This new **equality check** looks at the route from:

- Camden Town in London
- to Birmingham city centre (Curzon Street Station).

It was carried out to find out if work on the railway would have a bigger impact on people from **equality groups** than the rest of the population.

The 9 **equality groups** are different groups of people protected against discrimination in the Equality Act 2010.

The groups are:

- age
- disability
- gender (male or female)
- transgender
- marriage and civil partnership
- pregnant women and mothers of young children
- race (black, asian and minority ethnic people)
- religion or belief
- sexual orientation (gay, lesbian and bisexual).



Equality checks



HS2 Limited did the first **equality check** in November 2013. It looked at the impact of the design between London and Birmingham on **equality groups**.



The second **equality check** in September 2015 looked at the impact of the new design at Euston Station on **equality groups** in that area.




This third **equality check** looks at the impact of the new design on the rest of the route between London and Birmingham on **equality groups**.

How did HS2 Limited do this equality check?

As there is a new design, this **equality check** helps HS2 Limited to tell the Government how **equality groups** could be affected when it:

- builds the new railway
- starts running the new high speed trains.



This **equality check** shows where HS2 Limited thinks there could be:

- a **bigger impact** or
- a **different impact**

on **equality groups** compared to other people who live or work along the route or who use the railway.



There could be a **bigger impact** on an **equality group** because:

- there is a large number of people from that **equality group**
- they use services affected by the changes more than other local people – for example community centres, schools, or places of worship.



There could be a **different impact** on an **equality group** because they are more sensitive to the changes.



This **equality check** tells you what HS2 Limited may do to reduce the impact these changes could have on **equality groups**.

How has the design changed?



Between September 2014 and December 2015, HS2 Limited told the Government about changes to the design of the railway.

They include:

- a new stretch of railway that would have linked HS2 to HS1 (Channel Tunnel Rail Link) will not be built.



This removes some of the impacts from the 2013 **equality check**.



- HS2 Limited has worked with local councils and local people to find land for new playgrounds and sports grounds which will close down because of building works.



- Some of the roads used by big construction vehicles, like tipper trucks, will change.

This will reduce traffic problems.



- In some places HS2 Limited will need to build on different land.



- Building work will take longer in some areas, so it may be noisier for longer in those areas.




The new design means that some of the impacts found in the **equality check** carried out in 2013 will not happen.

What's in Section 2 and Section 3?

Section 2 of this report tells you the impact that the new design will have on **equality groups**.

Section 3 takes a closer look at some of the equality issues in your area.

It also explains where the impacts reported in the 2013 equality check have changed or been removed.



Section 2 – What does the equality check tell us?



The equality check tells us how building and running the railway will affect **equality groups** between Camden Town, London and Curzon Street Station, Birmingham.

The new design will affect some people and some places more than others.



While the building work is going on

Jobs

As a result of building the railway some jobs will be created and some will be lost.

At first about 1,350 jobs could be lost. However, work on the railway will create thousands of new jobs:

- 14,600 full-time building jobs
- 5,480 full-time jobs in other areas of work
- 1,000 apprenticeships – training for young people.





The new jobs will help **equality groups** who have problems getting work:

- women
- children
- black and minority ethnic groups
- religious minority groups
- disabled people.

Travel and noise at schools



It may take longer and be more difficult to travel to some schools because of:


- construction vehicles like tipper trucks on local roads
- the need to take longer journeys to avoid building work
- traffic jams because of roadworks.



This will have a **different impact** on children and young people at these schools:

- Water Orton Primary School and Tree House Nursery, Water Orton
- Millennium Point, Birmingham.






It will be noisier outside some schools and colleges that are near the building work:

- St Mary's Catholic Primary School, Kilburn
- Chiltern Way Federation School, Wendover Campus
- Chipping Warden Primary School and Kindergarten, Chipping Warden
- Tame Valley Academy, Bromford
- Leigh Junior, Infant and Nursery School, Washwood Heath
- Adderley Primary School, Washwood Heath
- Adderley Children's Centre, Washwood Heath
- Al-Huda School, Washwood Heath.




This could have a **different impact** and a **bigger impact** on children, especially younger children at these schools.



HS2 Limited will work to reduce the impact of noise from building near schools and places of education.

Noise at places of worship

Noise from building work will affect some churches and mosques along the route:



- The Church of Jesus Christ of Latter Day Saints, West Ruislip
- St Mary's Church, Wendover, Aylesbury Vale District
- Church of the Assumption of the Blessed Virgin Mary, Twyford
- St Lawrence's Church, Radstone
- St John the Baptist Church, Thorpe Mandeville
- Carrs Lane Church, Washwood Heath
- Madina Masjid Mosque, Washwood Heath
- St Michael's Church, Washwood Heath.

This could have a **bigger impact** on Christians and Muslims.



The Arya Samaj Vedic Mission, a Hindu temple in Birmingham, will be knocked down to make way for the railway.

This will have a **bigger impact** on Hindus who go to the temple.

HS2 Limited is helping the Arya Samaj Vedic Mission to move to a new place.

Noise at community centres



Noise from the building work will affect these community centres along the route:

- Thorpe Mandeville Village Hall, South Northamptonshire
- British Legion club, Balsall Common
- Nechells Green Community Centre, Birmingham
- The Polish Centre, near Curzon Street, Birmingham
- Madrasa Anjuman-I-Naqeeb-al-Islam community centre, Washwood Heath.



This could have a **bigger impact** on:

- older people
- younger people
- women
- people of some religions.

Noise at health centres

Noise from the building work will affect 2 health centres:

- James Town Mental Health Centre, Adelaide Road, London
- Adelaide Medical Centre, Adelaide Road, London.

This could have a **bigger impact** on:

- disabled people
- older people
- children

because they visit health centres regularly.



Noise at care homes

Noise from building work will affect 3 care homes for older or disabled people:

- Wells House Road Care Home, London
- Freemantle Court Care Home, Stoke Mandeville
- Berwood Court Care Home on Cadbury Drive, Castle Vale, Birmingham.



This could have a **bigger and different impact** on older and disabled people.

Gypsy and Traveller sites



2 Gypsy and Traveller sites may be affected by the building work.

At Thameside Drive, Castle Bromwich, a Gypsy and Traveller site will be more difficult to access for 5 years because of building traffic (such as tipper trucks).

Some of the caravan pitches at this site may be lost and others may have to move.

This will have a **bigger impact** on Gypsies and Travellers



Mansion Lane Caravan Site is a Gypsy and Traveller site owned by Buckinghamshire County Council close to the planned Heathrow Express depot site, at Langley.

It will be noisier at this site during the building works

The sites or parts of the sites may need to close.

This could have a **bigger impact** on Gypsies and Travellers.



Student flats

Privately owned student flats at Curzon Gateway will be knocked down when the railway is built.

This could have a **bigger impact** on young people and disabled people.

Noise where people live

It may be noisier for many people whose homes are close to the building work.



There may be a **different impact** on **equality groups** depending on who lives in these areas.

Equestrian centres (Horse riding)



An **equestrian centre** is a place where horses are looked after and people learn how to ride horses.

Land from these **equestrian centres** will be needed to build the railway:

- Chalfont Valley Equestrian Centre, Chalfont St Giles
- Washbrook Farm Equestrian, Aston le Walls
- Culworth Grounds Farm Equestrian Centre, South Northamptonshire
- Ballabeg Stables, Turweston stables will close permanently

Dunton Stables, Curdworth, North Warwickshire District will be more difficult to travel to for up to 3 years.

This could have a **bigger impact** on women, children and young people, particularly girls and young women.

If an **equestrian centre** has disabled riders this could have a **different impact** on disabled people.





HS2 Limited will work closely with owners of **equestrian centres** to help them:

- change the layout of their site
- find new land where they could move to.

Public open spaces and playgrounds



Parks, open spaces and playgrounds will be smaller during building work at:

- Victoria Gardens and playground, Old Oak Common, London Borough of Ealing
- Cerebos Gardens, Old Oak Common, London Borough of Ealing
- Northolt Village open space, London Borough of Hillingdon
- Wendover Cricket Club, Wendover
- Heath Park, Solihull
- Turweston Playing Fields, Turweston
- Eastside City Park, Birmingham City.



During building work it will be difficult to access:

- Offchurch Greenway, Warwick
- Farnborough Road Park, Castle Vale, Birmingham.



Park Street Gardens, Birmingham City will close down.



All these changes could have a **bigger impact** and a **different impact** on:

- children, young people and black and minority ethnic people who live in city areas
- older people and disabled people.



The Olympia Motorcycle Track on Middle Bickenhill Lane will close for good.

This could have a **different impact** on children and young men.


HS2 Limited will work with the owners of Olympia Motorcycle Track to find a new site for the track.

Traffic, transport and getting around



HS2 Limited will try to keep walkers and cyclists safe, particularly near to schools and other places used by **equality groups**.

HS2 has rules that the companies building the railway will have to follow about how to keep walkers and cyclists safe.



You can find out more about this in HS2 Limited's **Draft Code of Construction Practice**.

The Code lists the rules that building contractors have to follow as they build the railway.

A Local Environmental Management Plan will be written for each area on the route.

The plan will say how local building work should be managed to reduce the impact of building work along the route.

Buses

Bus stops will be moved 500 metres at Fleet Marston, Aylesbury Vale, Bucks.

This could have a **bigger impact** on:

- young people
- older people
- disabled people
- women.

It could have a **different impact** on:

- disabled people
- older people
- parents and carers of young children.



Footpaths



These footpaths will be closed or moved for different lengths of time:

- Saltley Viaduct, Washwood Heath for 3 years
- Curzon Street, Birmingham at various times during the building works.



This could have a **different impact** or **bigger impact** on:

- children and young people
- older people
- disabled people.



Disabled parking spaces

2 disabled car parking spaces will be lost at F Sidings car park, London Borough of Ealing.

This will have a **bigger impact** on disabled people.

HS2 Limited will find a site for 2 new disabled parking spaces.



Building site traffic

With more construction vehicles (like tipper trucks) in some places, road journeys and road crossings may take longer and be more difficult.



This could have a **different impact** on:

- children
- older people
- disabled people.



Crime and staying safe

Changes to the land around building sites may make it easier to commit crime and anti-social behaviour.



Anti-social behaviour includes hate crimes, which could affect **equality groups**.



Equality groups may be more worried about crimes and anti-social behavior.



HS2 Limited's draft **Code of Construction Practice** includes actions that will help to reduce crime and anti-social behaviour around building sites.

People living in the countryside



People living in the country may feel alone when building work takes place close to them, because of:

- longer journeys
- more difficult journeys
- high fencing in the local area
- feeling separated from other local areas around them.



This may have an impact on people living in their homes at:

- Gilson and Water Orton, North Warwickshire District
- Curdworth, North Warwickshire District.



It could have a **different impact** on:

- children
- older people
- disabled people
- women.

When the trains start running

New jobs

About 1,700 new jobs working for the railway will be created.

Over 600 other jobs may be created as a result of the railway.

Many of the jobs will be at 4 railway stations:

- Old Oak Common
- Birmingham Interchange
- Birmingham Curzon Street
- London Euston.

Also at:

- the train depot at Washwood Heath in Birmingham
- the train depot at Calvert, north-east of Bicester.

New jobs may also be created on the existing railway network north of Birmingham.

The new jobs could help people who live in the Old Oak Common and Birmingham Curzon Street areas, which include large numbers of:

- people who are out of work
- people from black and minority ethnic groups
- people from different religions
- young people.



Areas where people live



It could be noisier for people living near the railway when the trains start running.



There may be a **different impact** on **equality groups** depending on who lives these areas.



Places of worship

When the trains start running it could be noisier at these churches along the route:

- Church of the Assumption of the Blessed Virgin Mary, Twyford
- St Lawrence's Church, Radstone.

This could have a **bigger impact** on Christians.

Safety and getting around railway stations



All the HS2 stations will be:

- easy for all passengers to get around
- safe for passengers
- designed to be used by everyone.



All the HS2 stations will be 'step-free'.

This means passengers will not need to go up or down any steps when travelling to the stations.



All the trains will be accessible for all users.

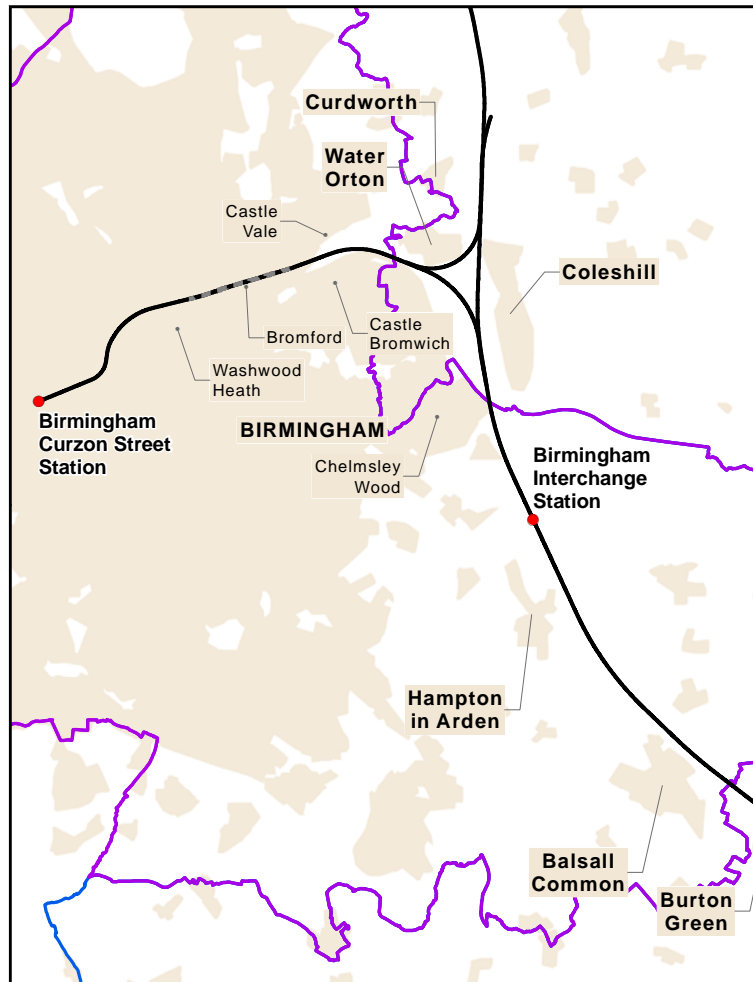
This will **help** disabled people, older people, children, and parents and carers with babies.



New railway stations will be designed to reduce crime and anti-social behaviour

This should **help** members of **equality groups** worried about crime and anti-social behaviour, or anyone at risk of being a victim of crime.

Section 3 – What did HS2 Limited find out in the West Midlands Corridor?



This section takes a closer look at some of the things that will affect **equality groups** in the 'West Midlands Corridor' area.

This is the area from Balsall Common to Bromford and includes the following areas:

- Balsall Common and Hampton-in-Arden
- Birmingham Interchange and Chelmsley Wood
- Castle Bromwich and Bromford.

A new site for Island Project School, Diddington Hall




The new design allows for the school to move to a new site at Jerrings Hall Farm, Solihull.

The new site will not be affected by noise from building work.

This removes the impact on children aged 5 to 19 years old with severe autism reported in the 2013 **equality check**.

A new open space at Heath Park, Solihull



Part of Heath Park, Solihull will be used for 3 years and 6 months during the building work.

A smaller area of the park will be needed for the railway.

The new design includes a new open space. This will replace the land taken from Heath Park for the railway.

This removes the impact in the 2013 **equality check** for:

- children
- young people
- local black and minority ethnic residents
- older people
- disabled people.



Land at the Gypsy and Traveller site, Castle Bromwich



The Traveller transit site on Tameside Drive, Castle Bromwich Business Park has 15 pitches. The land may be needed for up to 6 years during building work.

The sites or parts of the sites may need to close.



This could have a **bigger impact** on ethnic Gypsy and Traveller families.

The new design allows for changes to the Castle Bromwich Business Park, which may reduce the impact of the building work.



HS2 Limited is not sure if the transit site can stay open.

Section 4 - How to tell HS2 Limited what you think



HS2 Limited wants to know how building a new railway in your local area will affect you.

Please send your comments and anything you think that has been missed out from this report.



Find out more

You can find out more about the likely impact on **equality groups** in the full report of this **equality check** at www.gov.uk/hs2



Tell us what you think

To comment on this **equality check**, please use HS2 Limited's form.



Download the form at:
www.gov.uk/hs2

and email your comments to:
HS2PhaseOneEqualitiesUpdate@dialoguebydesign.co.uk

Download the form at
www.gov.uk/hs2

print it out and post your written
comments to:

**FREEPOST HS2
PHASE ONE
EQUALITIES UPDATE**



If you send us your comments by
post just write the address on the
envelope.

You don't need to use a stamp.
Please use **UPPER CASE** letters
when writing the address.



You can call our Helpdesk on
020 7944 4908 to ask for this
document in another format
such as large print or audio.



Please tell us what you think by
11.45pm on 22 January 2016.

Do you need to know more?

If you want to know more about this equality check you can read the whole Equality Impact Assessment Update (December 2015) at www.gov.uk/hs2



HS2 Limited has published policies on equality issues like:



1 HS2 Limited's **Equality, Diversity & Inclusion Policy Information Paper** tells you how it make sure that:

- its building work is done in a fair and equal way
- its workforce is employed in a fair and equal way.



2 HS2 Limited's **Approach to Training and Employment Information Paper** tells you:

- how it will train and employ people during the building work
- its commitment to employing local people especially those from equality groups.



3 The **HS2 Property Compensation Package** explains how the needs of disabled people are carefully assessed for any compensation claims.



- 4 HS2 Limited's **Draft Code of Construction Practice** tells you:
- how buildings works will be managed to lower impacts on communities
 - how communities will be told about the type of building works that will take place near to them, and when it will happen.



If you would like copies of these 4 policies please search for 'HS2 Information' online.

made with
**photo
symbols**[®]