

DWP Statistical Summary – Great Britain statistics to October 2015

Early Estimates of Working Age Inactive Benefit Client Groups

This monthly release aims to provide users with an early estimate of the number of people in working age inactive benefit client groups. These [official statistics](#) are designed to give indicative, timely information; they are not a substitute for the National Statistics. They will be replaced by the quarterly National Statistics covering the same period when these are published. The National Statistics are the finalised figures.

Main findings (At the end of October 2015):

Working Age Income Support Lone Parents - EARLY ESTIMATE
430 thousand claimants



down 12 thousand
Since May 2015¹

ESA / Incapacity Benefits - EARLY ESTIMATE
2.500 million claimants



down 21 thousand
Since May 2015¹

ESA / Incapacity Benefits - EARLY ESTIMATE
92.6% of these claimants are in receipt of Benefit payments

ESA / Incapacity Benefits - EARLY ESTIMATE
7.4% of these claimants are in receipt of National Insurance Credits only

Note:

1. May 2015 is the latest National Statistic. Early estimates are rounded to the nearest 5,000.
2. ESA – Employment and Support Allowance



Department
for Work &
Pensions



Contact

Lead Statistician: [Keith Boote](#)
Data and Analytics

Department for Work and Pensions
Second Floor, Caxton House
6 - 12 Tothill Street
London
SW1H 9NA

Telephone: 0207 2453742
Email: keith.Boote@dpw.gsi.gov.uk

Press Office: 0203 267 5129



[@DWPgovuk](#) [@dwppressoffice](#)

ISBN: 978-1-78425-377-6
Published: 16th December 15
Next Publication: January 16

Contents

Introduction	2
ESA/IB Early Estimates	3
ISLP Early Estimates	5
Notes	7

Introduction

This release contains the latest early estimates on the number of people in working age inactive benefit client groups up to 31st October 2015.

In this document

The monthly early estimates for working age inactive benefit client groups are primarily sourced from data originally collected via administrative systems and are designed to give indicative, timely information; they are not a substitute for the National Statistics. They will be replaced by the quarterly National Statistics covering the same period when they are published. The National Statistics are the finalised figures.

The Office for National Statistics publishes the Jobseeker's Allowance claimant count every month, one month in arrears. Consequently, the Early Estimates focus on the economically inactive groups of "incapacity benefits and Employment and Support Allowance" and "Income Support lone parents". The main reason for the lag in the National Statistics release is because we have to wait three months for a small but significant number of late claims to be processed. Waiting for these late claims makes the National Statistics figures more accurate than the early estimates where we simply predict the number of late claims based on historical levels.

To give an indication of their accuracy, over the period July 2014 to June 2015 the early estimates for ESA/IB have been revised by an average of 0.2%, with the biggest revision being 0.68% and the smallest being 0.04%. The early estimates for ISLP have been revised by an average of 0.2%, with the biggest revision being 0.54% and the smallest being 0.04%.

During the re-assessment of Incapacity Benefit claimants for Employment and Support Allowance, users should be aware that there may also be increased uncertainty around these early estimates. As level of late claims is estimated using historical data, any change in the structure of the flows on and off benefit can affect the accuracy of the methodology. DWP plan to review the methodology each month to ensure that the estimates are as good as possible.

More detailed information can be accessed via our [technical](#) and [question & answer](#) documents.

These statistics were released on 16th December 2015 according to the arrangements approved by the UK Statistics Authority.

These statistics were produced in accordance with the Statistics and Registration Service Act 2007 and comply with the Code of Practice for Official Statistics.

This means that the statistics:

- meet identified user needs;
- are well explained and readily accessible;
- are produced according to sound methods; and
- are managed impartially and objectively in the public interest.

Supplementary statistics

National benefit data (from 100% sources) underlying the charts and figures featured in this summary is available via our internet-based [100% tabulation tool](#).

The 100% tabulation tool includes further breakdowns by age, gender, duration of benefit, ethnicity and lower level geography e.g. region, local authority, parliamentary constituency.

Statistics are also released via the NOMIS website and lower geographical statistics are available via the Neighbourhood Statistics [website](#).

Early Estimates of Employment and Support Allowance/Incapacity Benefits Client Group

An estimate of the number of people claiming Employment and Support Allowance/Incapacity Benefits (in advance of the National Statistics publication)

Early estimates suggest a fall in the number of working age people claiming ESA/Incapacity Benefits

National Statistics to May 2015 and early estimates: June 2015 to October 2015

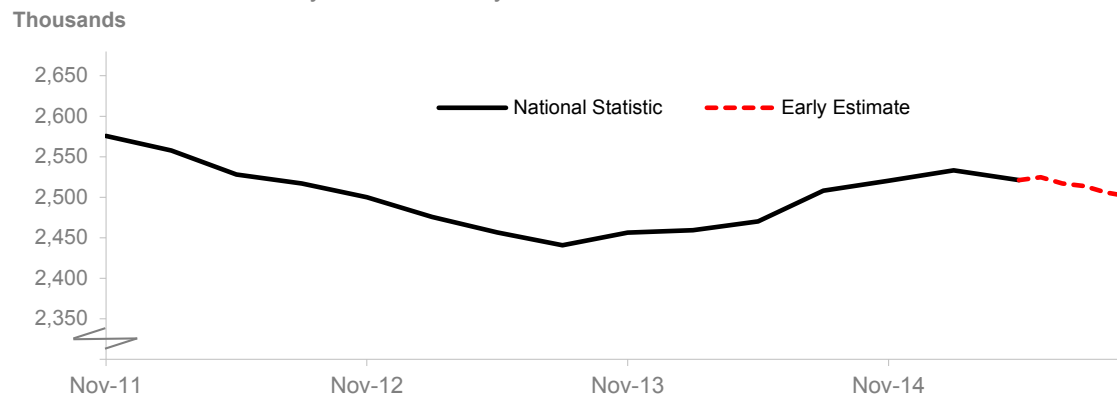


Table 1.1: Working-age ESA/IB client group May 2014 to October 2015

Time Series	National Statistic	Early Estimate
	Number of Claimants (Thousands)	Number of Claimants (Thousands)
May-14	2,470.21	
Aug-14	2,508.08	
Nov-14	2,520.27	
Feb-15	2,533.22	
May-15	2,521.17	
Jun-15		2,525.00
Jul-15		2,515.00
Aug-15		2,515.00
Sep-15		2,505.00
Oct-15		2,500.00

Main Messages

The working-age ESA/IB early estimate for October 2015 is 2.500 million to the nearest 5,000. This represents a decrease of around 21,000 (0.8 per cent) since May 2015 (the latest National Statistic). As Incapacity Benefit reassessment continues, users should be aware that there may be increased uncertainty around these early estimates. From November 2008 ESA replaced Incapacity Benefit (IB) and Income Support paid on the grounds of incapacity for new claims from 27 October 2008. Prior to this the "incapacity benefits group" referred to claimants of IB or Severe Disablement Allowance including working age people claiming Income Support on the grounds of incapacity.

When the next quarterly National Statistics are published they will be included as a National Statistic in Table 1.1, and the monthly early estimates for this quarter will be removed from Table 1.1.

These figures are estimates of the final National Statistic, to give an indication of their accuracy, over the past year the early estimates in Table 1.1 have been revised by an average of 0.2 per cent. See [here](#) for more information.

These figures are likely to be effected by changes to State Pensions age. Please see the Welfare Reform section of the notes for further information.

The red dotted line in the charts emphasises that the figures are estimates and official statistics.

Early Estimates of Employment and Support Allowance/Incapacity Benefits Client Group

Early estimates suggest a fall in the proportion of working age people claiming National Insurance (NI) credits only

National Statistics to May 2015 and early estimates: June 2015 to October 2015

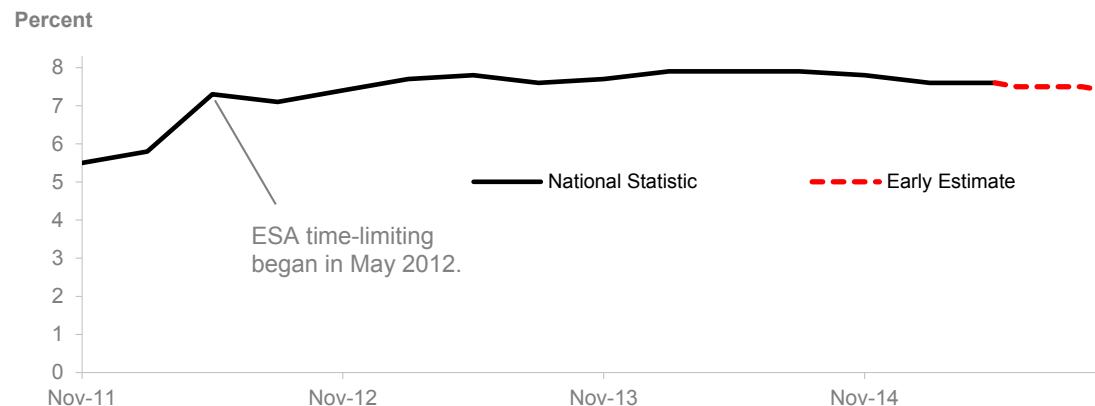


Table 1.2: Working-age ESA/IB client group claiming NI credits only May 2014 to October 2015

Time Series	National Statistics Source Data	Early Estimate
	National Insurance Credits Only (Percentage)	National Insurance Credits Only (Percentage)
May-14	7.9%	
Aug-14	7.9%	
Nov-14	7.8%	
Feb-15	7.6%	
May-15	7.6%	7.5%
Jun-15		7.5%
Jul-15		7.5%
Aug-15		7.5%
Sep-15		7.5%
Oct-15		7.4%

Main Messages

The working-age ESA/IB early estimate for October 2015 has decreased by around 21 thousand since May 2015 (the latest National Statistic).

In October 2015 approximately 92.6% of claimants were in receipt of benefit payments from Incapacity Benefit, Severe Disablement Allowance, Employment and Support Allowance or Income Support.

The remaining **7.4% received National Insurance credits only** (i.e. no payment of IB, SDA, ESA, IS). A noticeable rise in the proportion of claimants receiving National Insurance credits was seen in May 2012. This is due to the introduction of a 365 day limit on receipt of contribution based ESA for those in the Work Related Activity Group on 1 May 2012

When the next quarterly National Statistics figure is available they will be included in Table 1.2, and the monthly early estimates for this quarter will be removed from Table 1.2.

The red dotted line in the charts emphasises that the figures are estimates and official statistics.

Early Estimates of Income Support Lone Parent (ISLP) Client Group

An estimate of the number of working age people claiming Income Support (with a child under 16 and no partner) in advance of the National Statistics publication.

Early estimates suggest a continued fall in the number of people in the Income Support Lone Parent client group

National Statistics to May 2015 and early estimates: June 2015 to October 2015

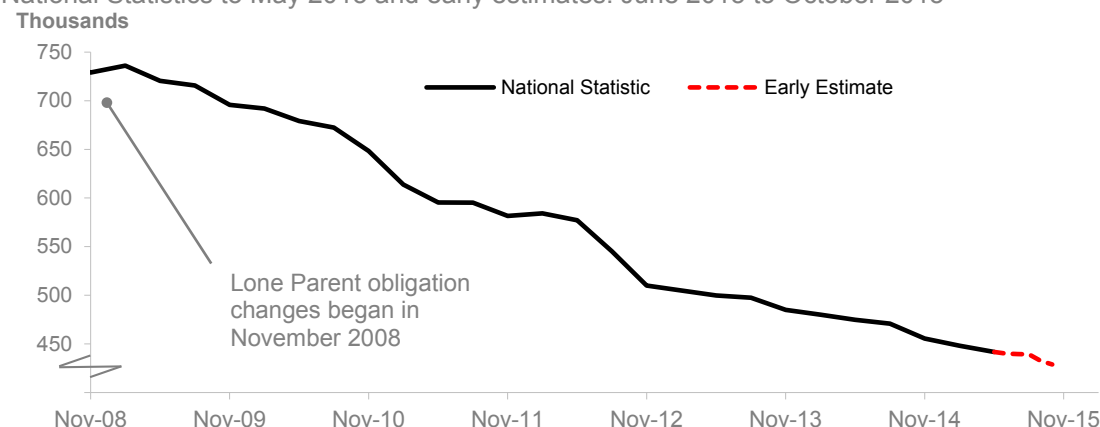


Table 2.1: ISLP client group May 2014 to October 2015

Time Series	National Statistic Number of Claimants (Thousands)	Early Estimate Number of Claimants (Thousands)
May-14	474.73	
Aug-14	470.82	
Nov-14	455.53	
Feb-15	448.11	
May-15	441.62	
Jun-15		440.00
Jul-15		440.00
Aug-15		440.00
Sep-15		435.00
Oct-15		430.00

Main Messages

The working-age ISLP early estimate for October 2015 is 430 thousand to the nearest 5,000. This represents a fall of around 12,000 (2.9 per cent) since May 2015 (the latest National Statistic).

The figures are estimates of the final National Statistic, to give an indication of their accuracy, over the past year the early estimates have been revised by an average of 0.2 per cent. See [here](#) for more information.

The number of lone parents claiming Income Support has been affected by the Lone Parent Obligations policy changes which came into effect from 24 November 2008. As a result, new and repeat claimants with the following conditions were no longer entitled to Income Support:

- A youngest child aged 12 or over from November 2008;
- A youngest child aged 10 or over from October 2009;
- A youngest child aged 7 or over from October 2010.

The Welfare Reform Act 2012 introduced further changes and from May 2012 lone parents are only eligible to claim Income Support until their youngest child is five years old.

The age at which men and women reach State Pension age is gradually increasing. This will introduce a small increase to the number of working age benefit recipients and a small reduction to the number of pension age recipients.

When the next quarterly National Statistics are published they will be included as a National Statistic in Table 2.1, and the monthly early estimates for this quarter will be removed from Table 2.1.

The red dotted line in the chart emphasises that the figures are estimates and official statistics.

Notes

1. Known Issues, Changes and Revisions

No changes.

2. DWP Benefits Statistics

Our **Uses and users**, **Methodology**, **Quality** and **Background information** notes provide further information on DWP National and official **benefit statistics**, including some of the processes involved in developing and releasing these statistics: <https://www.gov.uk/government/statistics/dwp-statistical-summary-policies-and-statements>

3. Other National and Official Statistics

Details of other National and Official Statistics produced by the Department for Work and Pensions can be found on Gov.uk via the following link:

- A schedule of statistical releases and a list of the most recent releases:
<https://www.gov.uk/government/organisations/department-for-work-pensions/about/statistics>

4. Feedback

DWP would like to hear your views on our statistical publications. If you use any of our statistics publications, we would be interested in hearing what you use them for and how well they meet your requirements. Please email DWP at stats-consultation@dwp.gsi.gov.uk.

An on-going questionnaire, enabling DWP to target future consultations at interested users; shaping the future direction of statistics development to address user needs; and helping ensure value for money, whilst giving users a structured way of expressing their views is available at:

https://www.gov.uk/government/uploads/system/uploads/attachment_data/file/205190/statistical_summary_questionnaire.doc

Completed questionnaires can be returned by e-mail to stats-consultation@dwp.gsi.gov.uk or by post to the following address:

Dissemination Team
Data and Analytics
Department for Work and Pensions
Room BP5201
Benton Park Road
Longbenton
NEWCASTLE UPON TYNE
NE98 1YX

Users can also join the “Welfare and Benefit Statistics” community at: <http://www.statsusernet.org.uk> DWP announces items of interest to users via this forum, as well as replying to users’ questions.