



Ministry of Defence



Military Search and Rescue Annual Statistics

2015

Statistical release

Published: 4th February 2016

Issued by:

Defence Economics (Price Indices),
Ministry of Defence,
Oak 0 West,
Abbey Wood,
Bristol,
BS34 8QW.

The Responsible Statistician for this publication is the Price Indices Head of Branch.

Tel: 030 679 32100

Email: DefStrat-Econ-ESES-PI-Hd@mod.uk

Other Statistical Enquiries:
Defence Economics (Price Indices)
Output Manager
Tel: 030 679 34553
Email: DefStrat-Econ-ESES-PI-OutputMgr@mod.uk

The Background Quality Report for this publication can be found [here](#).

A National Statistics publication

National Statistics are produced to high professional standards. They undergo quality assurance reviews to ensure that they meet customer needs. They are produced free from any political interference. For general enquiries about National Statistics, contact the National Statistics Customer Contact Centre:

Tel: 0845 601 3034

Fax: 01633 652 747

Minicom: 01633 815 044

Email: info@ons.gsi.gov.uk

Web: www.statistics.gov.uk

This report covers military Search and Rescue (SAR) activities for 2015. The report includes the number of incidents (the number of emergencies that military SAR units have responded to), the number of callouts (the number of units attending an incident) and the number of persons moved.

This report covers the last UK military helicopter SAR activity, as SAR has now transferred to a single civilian contract managed by the Department for Transport. This is therefore the final publication of Military Search and Rescue Annual Statistics.

Coverage

United Kingdom, Cyprus, Falkland Islands

Key Points and Trends

- In 2015, SAR helicopter activities by UK bases ceased as part of the phased transition to a single civilian contract managed by the Department for Transport (DfT). The first bases stopped activity at the end of March 2015 with the final bases halting SAR activity at the end of December 2015.
- During 2015 there were 1,298 incidents resulting in 1,341 callouts and 1,056 persons moved.
- There were 55 overseas callouts during 2015, with 14 in Cyprus and 41 in the Falkland Islands.
- Mountain Rescue Teams responded to 78 callouts during 2015, with a total man hours of 8,903.

Further Information

Defence Economics welcomes feedback on statistical products. If you have any comments or questions about this Statistical Bulletin or about our statistics in general, you can contact us at:

- Phone Defence Economics (Price Indices) 030 679 32100.
- Email defstrat-stat-enquiries-mailbox@mod.uk

If you require information which is not available within this or other available publications, you can submit a Request for Information under the Freedom of Information Act 2000 to the Ministry of Defence via the following link:

<http://www.mod.uk/DefenceInternet/ContactUs/FreedomOfInformationInformationRequest.htm>

The United Kingdom Statistics Authority has designated these statistics as National Statistics, in accordance with the Statistics and Registration Service Act 2007 and signifying compliance with the Code of Practice for Official Statistics.

Designation can be broadly interpreted to mean that the statistics:

- meet identified user needs;
- are well explained and readily accessible;
- are produced according to sound methods; and
- are managed impartially and objectively in the public interest.

Once statistics have been designated as National Statistics it is a statutory requirement that the Code of Practice continue to be observed.

Other contact points within Defence Economics and Defence Statistics are:

Defence Expenditure Analysis	030 679 34531	DefStrat-Econ-ESES-DEA-Hd@mod.uk
Price Indices	030 679 32100	DefStrat-Econ-ESES-PI-Hd@mod.uk
Naval Service Manpower	02392 547426	DefStrat-Stat-Navy-Hd@mod.uk
Army Manpower	01264 886175	DefStrat-Stat-Army-Hd@mod.uk
RAF Manpower	01494 496822	DefStrat-Stat-Air-Hd@mod.uk
Tri-Service Manpower	020 7807 8896	DefStrat-Stat-Tri-Hd@mod.uk
Civilian Manpower	020 7218 1359	DefStrat-Stat-Civ-Hd@mod.uk
Health Information	030 679 84423	DefStrat-Stat-Health-Hd@mod.uk

Symbols and Conventions

Symbols

}	categories merged for some years
	discontinuity in time series
~	fewer than five
*	not applicable
..	not available
p	Provisional
r	Revised
rp	revised but still provisional
e	Estimate
–	Rounded to zero

Italic figures are used for percentages and other rates, except where otherwise indicated.

Rounding

Where rounding has been used, totals and sub-totals have been rounded separately and so may not equal the sums of their rounded parts.

What is included in this report?

This report covers military Search and Rescue (SAR) activities for 2015. It includes details of the activities of UK military SAR helicopters, RAF SAR helicopters operating in Cyprus and the Falkland Islands and military Mountain Rescue Teams. It also provides a summary of Maritime and Coastguard Agency (MCA) helicopter callouts. Additionally, military SAR reports have been previously published on a monthly and quarterly basis, available at:

<https://www.gov.uk/government/collections/military-search-and-rescue-monthly-statistics-index>

<https://www.gov.uk/government/collections/military-search-and-rescue-quarterly-statistics-index>

The report includes counts of the number of incidents, callouts and persons moved in the previous year. It also includes time series representations of incidents, callouts and persons moved since 2005.

Incidents are emergencies attended by Royal Navy (RN) or Royal Air Force (RAF) units whose primary task is SAR, plus other military aircraft and ships that are available to the Aeronautical Rescue Coordination Centre (ARCC).

Each SAR unit attending an incident is described as a callout. An incident may result in one or more callouts.

Persons moved figures include people who are moved from a hostile environment to a safe environment, or to a medical facility to receive urgent medical attention. They also include individuals moved between medical facilities at the request of the NHS.

The data source for this report is a weekly download from the ARCC database. Every incident recorded by the ARCC is included in these tables. Incident data for Cyprus and the Falklands is provided by ARCC Kinloss but checked directly with the overseas units to ensure that there are no missing records. All data is validated and checked by Defence Economics on receipt. Further details are available in the SAR Background Quality Report. This also includes details of internal and external users of the reports, including a summary of their requirements and how well Defence Economics' reports meet these requirements.

<https://www.gov.uk/government/publications/military-search-and-rescue-annual-background-quality-report>

Introduction

Military Search and Rescue

The military SAR service exists primarily to assist military personnel in difficulty, but the majority of its work involves assisting civilians in distress, both on land and at sea (data on the split between civilian and military callouts is presented on page 5). SAR coverage for the United Kingdom and a large area of the surrounding sea is provided 24 hours a day and 365 days a year by the RAF and the Royal Navy.

UK Helicopters

The UK military SAR aeronautical coverage consisted of RAF and Royal Navy SAR Sea King helicopters operating from around the UK, and was coordinated by the Aeronautical Rescue Coordination Centre (ARCC) based at Kinloss Barracks. All Eight SAR units operating at the beginning of 2015 have now closed; RAF Lossiemouth and RAF Leconfield at the end of March 2015, RAF Valley at the end of June 2015, RAF Wattisham during August 2015, RAF Boulmer at the end of September 2015, RAF Chivenor during October 2015 and RNAS Culdrose and HMS Gannet at the end of December 2015.

The military SAR force operated 24 hours a day. It provided coverage throughout the UK, and also covered an area extending from the Faroe Islands in the north, the English Channel in the south, about half way across the North Sea to the east and halfway across the Atlantic Ocean to the west.

Mountain Rescue Teams

The RAF currently has three Mountain Rescue Teams (MRT) based at RAF Lossiemouth, RAF Leeming and RAF Valley. The MRT units provide land rescues, primarily over the mountain regions of the UK. Military MRT units are coordinated by the ARCC, and often work in conjunction with helicopter units.

Overseas Helicopters

A SAR service is also provided by two overseas bases, at RAF Akrotiri in Cyprus and RAF Mount Pleasant in the Falkland Islands.

Further information on the UK's military SAR coverage is available at:

<http://www.raf.mod.uk/rafsearchandrescue/>

<http://www.royalnavy.mod.uk/Operations/Enduring-Operations/UK/Search-and-Rescue>

Other Search and Rescue

In addition to the RAF and Royal Navy, a number of non-military organisations provide SAR coverage throughout the UK. The activities of most of these non-military organisations are outside the scope of this report; however background information on some of the organisations involved is provided below.

Civilian Search and Rescue

From April 2015 the current mix of military and civilian search and rescue capacity will transition to a single civilian contract, managed by the Maritime and Coastguard Agency (MCA). By summer 2017 there will be 10 coastguard helicopter bases in operation around the UK. Statistics on the civilian search and rescue units are not included in this report.

The Department for Transport is responsible for producing official statistics on civilian search and rescue and has recently released experimental statistics and a user feedback survey here:

<https://www.gov.uk/government/statistics/search-and-rescue-helicopter-statistics-april-to-september-2015>

In addition to its aeronautical coverage, the MCA provides maritime SAR coverage throughout the UK. Details of maritime SAR callouts are not included in this report. Further information is available at:

<http://www.dft.gov.uk/mca/mcga07-home/emergencyresponse/mcga-searchandrescue.htm>

RNLI

The RNLI is a charitable organisation providing 24 hour lifeboat SAR coverage around the coast of the UK and Republic of Ireland, along with a seasonal lifeguard service.

<http://www.rnli.org.uk/>

Mountain Rescue Teams

A number of voluntary Mountain Rescue services operate throughout the UK. These often work in conjunction with the military SAR service. Details of non-military Mountain Rescue callouts are not included in this report. Further information can be found at:

<http://www.mountain.rescue.org.uk/>

<http://www.mrcofs.org/>

Air Ambulance

Air Ambulance services operate throughout the UK, providing emergency medical assistance. Further information is available at:

<http://www.associationofairambulances.co.uk/>

Search and Rescue Summary

This report provides a summary of SAR activity for 2015, and covers helicopter and mountain rescue units for the UK, and helicopter units in Cyprus and the Falklands.

As part of the phased transition to a single civilian contract managed by the Department for Transport (DfT), all UK military search and rescue helicopter units ceased operation during 2015 as follows: RAF Lossiemouth and RAF Leconfield at the end of March 2015, RAF Valley at the end of June 2015, RAF Wattisham during August 2015, RAF Boulmer at the end of September 2015, RAF Chivenor during October 2015, and RNAS Culdrose and HMS Gannet at the end of December 2015. For this reason, the 2015 figures in this report are much lower than the figures for previous years.

Section 1 provides summary figures for all military search and rescue activity.

Table 1 shows the incidents, callouts and persons moved during 2015 by month. During the summer months there are generally more people participating in outdoor activities at the coast or in the mountains, resulting in an increased requirement for assistance from the military SAR service.

Table 2 and Figure 1 show the number of incidents, callouts and persons moved each year between 2006 and 2015. Military SAR activity increased from 2006 to its peak in 2009, then fell each year until 2012. Since then, the number of incidents and callouts has remained at a similar level each year. However, in 2015 all of these figures are generally lower than usual due to the closure of UK bases throughout the year.

Map 1 shows the location of all UK callouts during 2015. The peak areas of activity are usually the Scottish Highlands, north Wales and the south west coast of England. There is also regular activity throughout much of the coastline of the UK, and also into the North Sea and the Atlantic Ocean. The reason for the lack of callouts attended by military units along the south coast of England is that coverage in this area is typically provided by the Maritime and Coastguard Agency.

Tables 3 and 4 show the number of UK callouts and persons moved by Government Office Region between 2006 and 2015.

Section 2 provides figures for UK and overseas helicopter callouts. The tables in this section do not include Mountain Rescue Team callouts.

Tables 5 to 10 show the number of callouts and persons moved, broken down by unit and assistance type. The figures for individual SAR units are not directly comparable with each other, as the units closed at different points during the year.

As with previous years, the most common type of callout during 2015 was Medrescue, with 546 helicopter Medrescue callouts during the year.

Section 3 provides figures for Mountain Rescue Team callouts.

The RAF has Mountain Rescue Teams (MRT) in three locations throughout the UK: RAF Lossiemouth, RAF Leeming (located in North Yorkshire) and RAF Valley. The unit at RAF Lossiemouth was previously based at RAF Kinloss but relocated during July 2012.

Map 2 shows all MRT callouts for 2015.

Table 11 shows the number of callouts, persons moved and total man hours for each MRT unit during 2015. The number of persons moved by each unit tends to be relatively low, because MRT units often work in conjunction with helicopter units to help locate casualties in difficult terrain. If the casualty is then transferred out by the helicopter unit, it is the helicopter unit who will be associated with the person moved in the report, rather than the MRT unit. The total man hours across all MRT units during 2015 was 8,903, compared to 5,132 in 2014.

1. Search and Rescue Summary

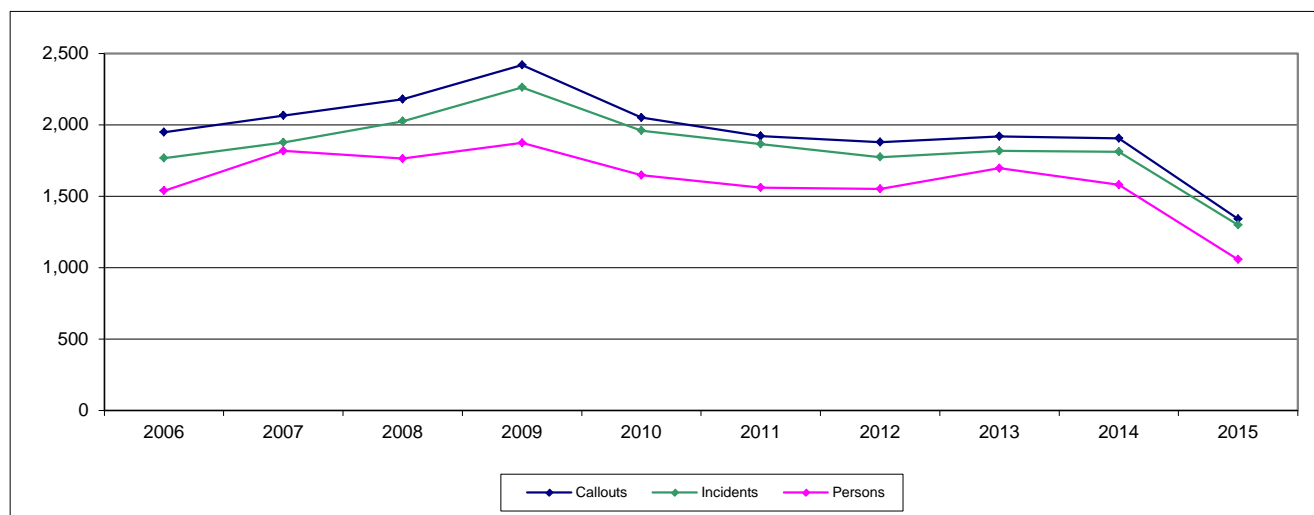
Table 1 UK & Overseas Callouts, Incidents and Persons Moved, 2015

		Total Callouts	UK Helicopters	Overseas Helicopters	Mountain Rescue	Incidents	Persons Moved
2015	January	136	127	3	6	128	96
	February	123	115	4	4	120	89
	March	138	123	8	7	130	118
	April	101	96	1	4	99	90
	May	133	127	1	5	130	86
	June	133	119	8	6	127	98
	July	135	127	5	3	134	101
	August	148	131	6	11	147	117
	September	129	111	7	11	124	96
	October	60	46	3	11	57	60
	November	45	36	5	4	44	57
	December	60	50	4	6	58	48
2015	TOTAL	1,341	1,208	55	78	1,298	1,056

Table 2 UK & Overseas Callouts, Incidents and Persons Moved, 2006 to 2015

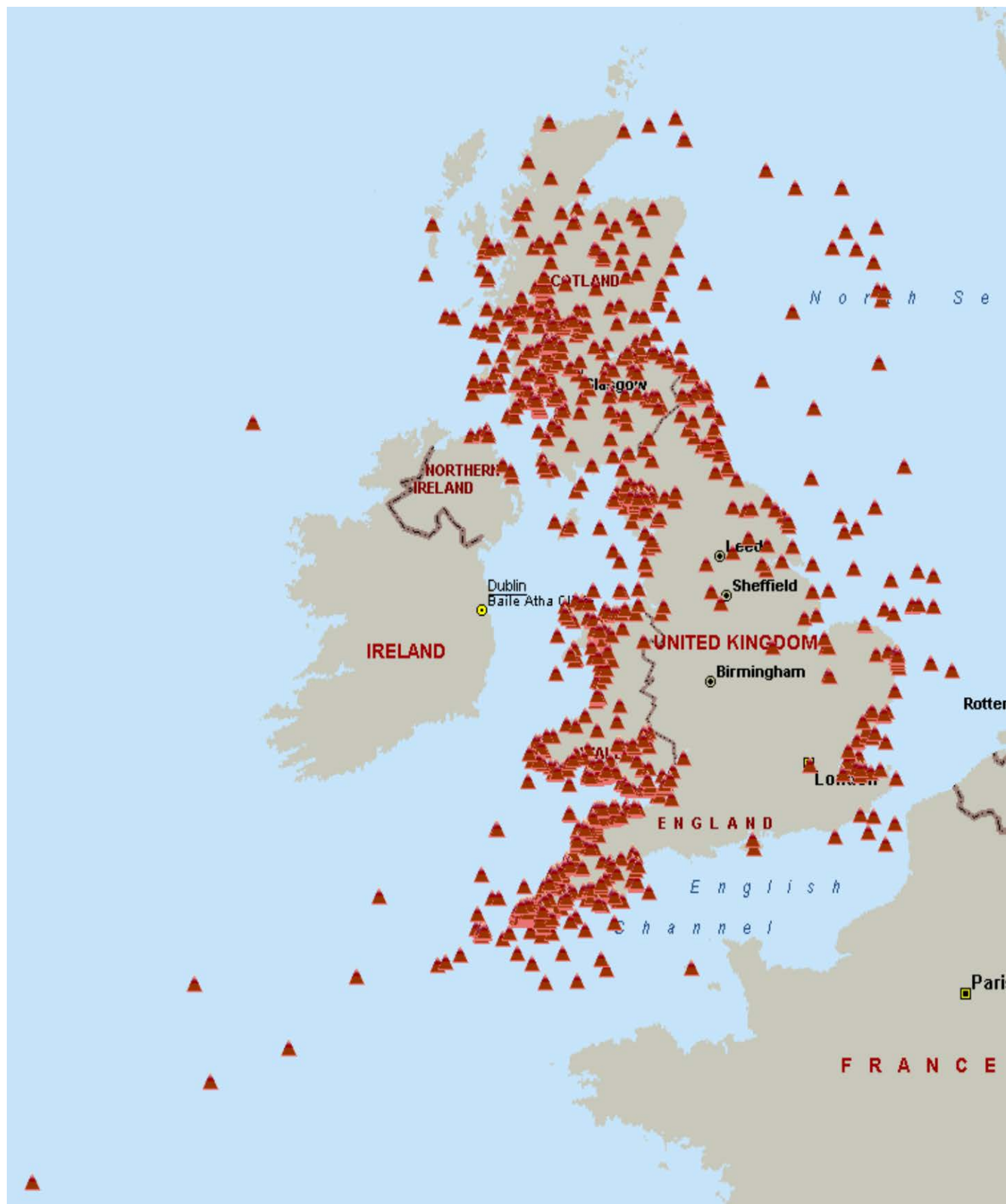
	Incidents			Callouts			Persons Moved		
	All	UK	Overseas	All	UK	Overseas	All	UK	Overseas
2006	1,767	1,703	64	1,948	1,875	73	1,538	1,463	75
2007	1,877	1,803	74	2,065	1,973	92	1,817	1,767	50
2008	2,025	1,941	84	2,179	2,083	96	1,763	1,607	156
2009	2,262	2,191	71	2,418	2,337	81	1,873	1,810	63
2010	1,960	1,901	59	2,050	1,983	67	1,647	1,605	42
2011	1,864	1,801	63	1,921	1,856	65	1,560	1,501	59
2012	1,774	1,733	41	1,879	1,837	42	1,550	1,522	28
2013	1,817	1,777	40	1,918	1,874	44	1,696	1,660	36
2014	1,811	1,767	44	1,906	1,862	44	1,580	1,530	50
2015	1,298	1,245	53	1,341	1,286	55	1,056	974	82

Figure 1 UK & Overseas Callouts, Incidents and Persons Moved, 2006 to 2015



1. Search and Rescue Summary

Map 1 UK Callouts, 2015



1. Search and Rescue Summary

Table 3 UK Callouts by Region, 2006 to 2015

	UK total	North East	North West	Yorkshire & Humber	East Midlands	West Midlands	East of England	London	South East	South West	Wales	Scotland	Northern Ireland	At Sea
2006	1,875	50	109	48	34	6	78	15	19	259	253	433	8	563
2007	1,973	49	84	103	46	21	57	11	25	227	239	475	9	627
2008	2,083	67	108	116	43	6	64	7	27	242	237	571	6	589
2009	2,337	67	134	103	37	14	58	5	30	360	357	593	13	566
2010	1,983	55	130	80	30	2	57	11	18	312	299	484	18	487
2011	1,856	57	77	81	18	4	73	5	31	244	304	439	7	516
2012	1,837	31	77	49	27	8	58	3	19	281	339	430	8	507
2013	1,874	57	77	81	18	4	73	5	31	244	304	439	7	534
2014	1,862	43	82	45	29	3	43	8	18	284	376	411	15	505
2015	1,286	21	88	14	6	0	30	1	8	253	190	303	9	363

Table 4 UK Persons Moved by Region, 2006 to 2015

	UK total	North East	North West	Yorkshire & Humber	East Midlands	West Midlands	East of England	London	South East	South West	Wales	Scotland	Northern Ireland	At Sea
2006	1,463	46	63	33	25	3	47	11	14	204	204	404	3	406
2007	1,767	41	81	155	15	97	24	11	9	283	205	348	6	492
2008	1,607	67	102	81	14	3	28	7	5	214	192	457	4	433
2009	1,810	48	142	54	13	7	22	2	21	351	305	452	11	382
2010	1,605	44	111	60	10	2	28	7	20	244	287	415	13	364
2011	1,501	40	48	75	6	2	38	3	19	190	279	368	2	431
2012	1,522	22	53	38	12	4	23	3	8	223	325	344	12	455
2013	1,660	37	66	36	14	2	20	8	4	217	351	458	15	432
2014	1,530	25	54	23	12	1	20	5	17	238	334	357	12	432
2015	974	14	63	3	3	0	19	1	6	215	137	245	6	262

2. Search and Rescue Helicopters

Table 5 UK & Overseas Callouts by Unit, 2006 to 2015

	RAF Boulmer	RAF Lossiemouth	RAF Leconfield	RAF Valley	RAF Chivenor	RAF Wattisham	RAF UK Total	RNAS Culdrose	HMS Gannet	RN Total	UK Other	UK Total	Cyprus	Falklands	Overseas Total
2006	206	217	147	225	293	163	1,251	228	269	497	8	1,756	35	38	73
2007	170	188	222	234	256	183	1,253	231	359	590	7	1,850	53	39	92
2008	211	275	232	222	262	174	1,376	204	382	586	1	1,963	30	66	96
2009	214	236	204	322	340	162	1,478	311	447	758	1	2,237	36	45	81
2010	193	175	174	268	339	133	1,282	260	379	639	0	1,921	29	38	67
2011	181	207	168	276	267	157	1,256	244	298	542	1	1,799	24	41	65
2012	141	216	129	300	266	160	1,212	251	298	549	0	1,761	20	22	42
2013	157	231	134	335	238	121	1,216	257	329	586	0	1,802	12	32	44
2014	160	212	135	329	285	127	1,248	252	299	551	0	1,799	6	38	44
2015	115	53	25	126	221	69	609	282	317	599	0	1,208	14	41	55

Table 6 UK & Overseas Persons Moved by Unit, 2006 to 2015

	RAF Boulmer	RAF Lossiemouth	RAF Leconfield	RAF Valley	RAF Chivenor	RAF Wattisham	RAF UK Total	RNAS Culdrose	HMS Gannet	RN Total	UK Other	UK Total	Cyprus	Falklands	Overseas Total
2006	132	180	125	202	213	110	962	176	303	479	6	1,447	5	70	75
2007	136	160	315	236	224	122	1,193	220	286	506	27	1,726	11	39	50
2008	185	199	163	217	211	87	1,062	169	347	516	0	1,578	5	151	156
2009	149	171	132	296	304	82	1,134	278	378	656	1	1,791	9	54	63
2010	169	156	120	263	256	83	1,047	215	324	539	0	1,586	5	37	42
2011	121	239	125	246	203	96	1,030	219	240	459	0	1,489	15	44	59
2012	129	205	97	284	187	80	982	235	285	520	0	1,502	3	25	28
2013	145	219	94	352	191	83	1,084	212	327	539	0	1,623	2	34	36
2014	115	213	86	299	225	84	1,022	221	255	476	0	1,498	2	48	50
2015	86	39	17	100	148	43	433	250	260	510	0	943	10	72	82

2. Search and Rescue Helicopters

Table 7 UK & Overseas Callouts by Assistance Type, 2006 to 2015

	2006	2007	2008	2009	2010	2011	2012	2013	2014	2015
Rescue	100	106	99	97	105	87	81	77	88	57
Search-Rescue	0	30	33	75	40	30	39	56	50	12
Medrescue	751	703	744	914	839	843	808	873	823	546
Search-Medrescue	0	38	55	59	61	53	46	54	57	36
Medtransfer	191	209	229	224	210	182	169	201	193	175
Recovery	33	15	29	19	13	14	21	13	16	12
Search-Recovery	0	2	8	16	7	7	8	15	8	9
Transfer	24	18	16	15	12	10	9	11	5	2
Civil Aid	23	41	26	17	20	10	5	2	0	3
Search	289	284	291	297	189	202	178	137	185	132
Top Cover	28	35	15	28	22	24	19	19	8	5
Assist	33	25	27	34	31	20	35	21	36	16
Search-Assist	0	37	53	49	19	27	36	28	28	29
Recall	222	212	277	280	243	224	221	209	209	142
Not Required	83	113	80	104	88	94	97	85	82	44
False Alarm	9	25	31	36	29	10	9	12	21	18
Hoax	10	12	14	11	15	7	3	5	5	5
Precaution	8	5	1	2	9	6	5	2	4	0
Aborted	25	27	23	34	33	9	9	22	19	7
Search-Aborted	0	5	8	7	3	5	5	4	6	13
Total Callouts	1,829	1,942	2,059	2,318	1,988	1,864	1,803	1,846	1,843	1,263

Table 8 UK & Overseas Persons Moved by Assistance Type, 2006 to 2015

	2006	2007	2008	2009	2010	2011	2012	2013	2014	2015
Rescue	407	575	383	289	290	301	287	238	272	171
Search-Rescue	0	56	70	155	82	55	100	112	90	15
Medrescue	852	839	821	1,026	917	910	860	949	869	579
Search-Medrescue	0	56	65	70	68	59	48	62	68	40
Medtransfer	192	212	243	238	227	190	185	220	215	188
Recovery	39	16	28	22	15	14	27	24	20	15
Search-Recovery	0	2	9	20	8	7	10	16	9	9
Transfer	32	20	115	34	21	12	13	38	5	8
Total Persons Moved	1,522	1,776	1,734	1,854	1,628	1,548	1,530	1,659	1,548	1,025

2. Search and Rescue Helicopters

Table 9 UK & Overseas Callouts by Unit and Assistance Type, 2015

2015	RAF Boulmer	RAF Lossiemouth	RAF Leconfield	RAF Valley	RAF Chivenor	RAF Wattisham	RAF UK Total	RNAS Culdrose	HMS Gannet	RN Total	UK Other	UK Total	Cyprus	Falklands	Overseas Total
Rescue	2	1	1	6	13	4	27	13	12	25	0	52	2	3	5
Search-Rescue	1	1	0	0	0	1	3	2	7	9	0	12	0	0	0
Medrescue	61	23	16	64	95	19	278	135	112	247	0	525	7	14	21
Search-Medrescue	3	6	0	5	4	1	19	3	14	17	0	36	0	0	0
Medtransfer	2	1	0	3	9	10	25	64	66	130	0	155	0	20	20
Recovery	2	0	0	1	3	0	6	4	2	6	0	12	0	0	0
Search-Recovery	2	0	0	1	1	1	5	2	2	4	0	9	0	0	0
Transfer	0	0	0	0	0	0	0	1	0	1	0	1	0	1	1
Civil Aid	0	0	0	0	0	0	0	0	0	0	0	0	3	0	3
Search	12	7	4	17	29	13	82	11	35	46	0	128	1	3	4
Top Cover	0	1	0	0	1	1	3	1	0	1	0	4	1	0	1
Assist	3	1	0	0	3	1	8	4	4	8	0	16	0	0	0
Search-Assist	2	4	1	4	3	1	15	4	10	14	0	29	0	0	0
Recalled	14	6	1	15	44	12	92	20	30	50	0	142	0	0	0
Not Required	6	0	2	2	10	2	22	13	9	22	0	44	0	0	0
False Alarm	2	0	0	2	3	1	8	4	6	10	0	18	0	0	0
Hoax	1	0	0	0	2	1	4	0	1	1	0	5	0	0	0
Precaution	0	0	0	0	0	0	0	0	0	0	0	0	0	0	0
Aborted	0	1	0	2	1	1	5	0	2	2	0	7	0	0	0
Search-Aborted	2	1	0	4	0	0	7	1	5	6	0	13	0	0	0
Total Callouts	115	53	25	126	221	69	609	282	317	599	0	1,208	14	41	55

Table 10 UK & Overseas Persons Moved by Unit and Assistance Type, 2015

2015	RAF Boulmer	RAF Lossiemouth	RAF Leconfield	RAF Valley	RAF Chivenor	RAF Wattisham	RAF UK Total	RNAS Culdrose	HMS Gannet	RN Total	UK Other	UK Total	Cyprus	Falklands	Overseas Total
Rescue	13	1	1	18	30	10	73	30	38	68	0	141	3	27	30
Search-Rescue	1	1	0	0	0	1	3	1	11	12	0	15	0	0	0
Medrescue	63	29	16	71	97	20	296	140	119	259	0	555	7	17	24
Search-Medrescue	3	7	0	6	5	1	22	3	15	18	0	40	0	0	0
Medtransfer	2	1	0	3	10	10	26	68	73	141	0	167	0	21	21
Recovery	2	0	0	1	5	0	8	5	2	7	0	15	0	0	0
Search-Recovery	2	0	0	1	1	1	5	2	2	4	0	9	0	0	0
Transfer	0	0	0	0	0	0	0	1	0	1	0	1	0	7	7
Total Persons Moved	86	39	17	100	148	43	433	250	260	510	0	943	10	72	82

3. Mountain Rescue Teams

Map 2 Mountain Rescue Team Callouts, 2015

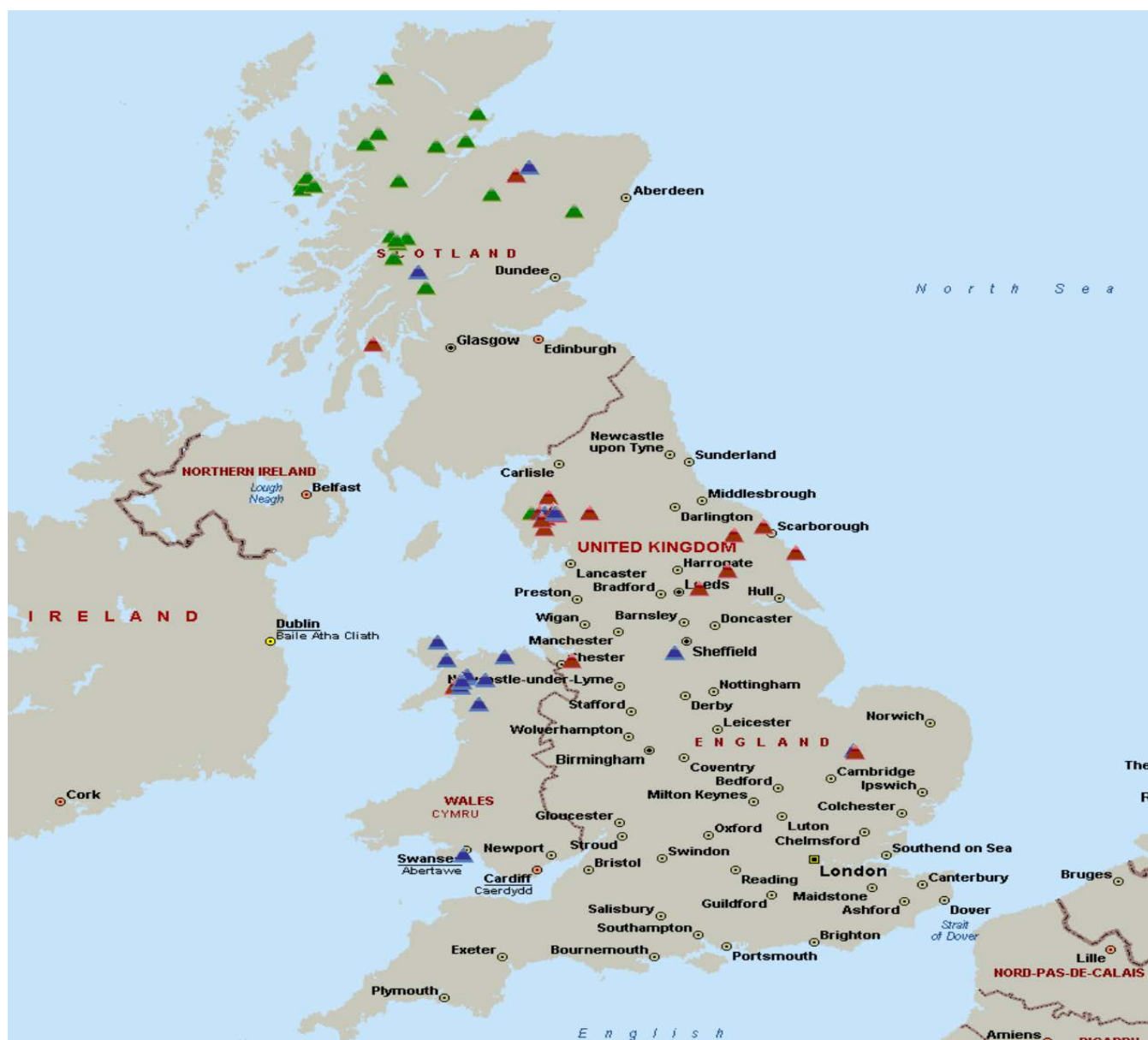
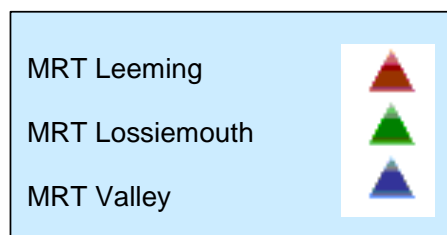


Table 11 Callouts, Persons Moved and Man Hours, 2015

	Callouts	Persons	Man Hours
Lossiemouth	23	2	5,174
Leeming	26	10	2,087
Valley	29	19	1,642
Total	78	31	8,903

4. Search and Rescue definitions

		GROUPING
RESCUE	Transfer of distressed uninjured person(s) from a hostile to a benign environment.	Rescue-Type
MEDRESCUE	Transfer of sick or injured persons(s) from a hostile environment to a recognised medical facility (eg, hospital or chamber).	Rescue-Type
TRANSFER	Transfer of military personnel, or their families, on compassionate grounds.	Rescue-Type
MEDTRANSFER	Transfer of patients or organs between medical establishments at the request of a recognised Medical Authority, i.e. NHS Trust, Hospital or Ambulance Authority.	Rescue-Type
RECOVERY	Recovery of person(s) apparently dead.	Rescue-Type
SEARCH	Search for craft, person(s), etc which does not result in moving a person.	Search-Type
SEARCH – RESCUE	Search for craft, person(s), etc resulting in the rescue of an uninjured person.	Search-Type
SEARCH – MEDRESCUE	Search for craft, person(s), etc resulting in the rescue of a sick/injured casualty.	Search-Type
SEARCH – ASSIST	Search for craft, person(s), etc involving assistance to other SAR assets.	Search-Type
SEARCH – RECOVERY	Search for craft, person(s), etc resulting in the recovery of person(s) apparently dead.	Search-Type
SEARCH – ABORT	Search for craft, person(s), etc during which callout terminated due to eg malfunction or adverse weather.	Search-Type
TOP-COVER	On-scene assistance, e.g. communications relay, target identification, vectoring to target etc. for another rescue asset, or as cover for person(s) or vessel(s) in distress that does not result in further intervention.	Assistance-Type
PRECAUTION	Pre-positioning of a SAR helicopter to provide faster response to an anticipated or potential incident, eg, in response to an aircraft declaring a "MAYDAY" or a potential incident on a offshore installation.	Assistance-Type
ASSIST	Assistance to other SAR assets etc, such as moving SAR personnel or equipment (eg, mountain rescue teams, divers, pumps), shepherding of aircraft etc.	Assistance-Type
CIVIL AID	Military Aid to the Civil Community (eg fire control).	Assistance-Type
RECALLED	Asset recalled from incident whilst en route.	Other
NOT REQUIRED	Asset arrived on scene but no action required.	Other
ABORT	Callout terminated due to eg malfunction or adverse weather.	Other
FALSE ALARM	Unnecessary callout with good intent.	Other
HOAX	Unnecessary callout with malicious intent	Other