



UK Armed Forces Monthly Service Personnel Statistics 1 July 2016

Published 11 August 2016

This publication provides information on the number of **Military Personnel** in (defined as the **strength**), joining (**intake**) and leaving (**outflow**) the UK Armed Forces. Detail is provided for both the **Full-time Armed Forces** and **Reserves**. Further statistics can be found in the [Excel tables](#).

MOD are currently seeking your views on proposed changes to MOD Armed Forces personnel statistics. Further details on the proposed changes and the consultation process can be found [here](#).

The recent trends in personnel numbers in this report relate to the targets outlined in the **Strategic Defence and Security Review (SDSR) 2015** and the **Future Reserves 2020 (FR20) programme**. Prior to SDSR 2015, publications reported against SDSR 2010, the Three Month Exercise (3ME), Army 2020 and the Future Reserves 2020 (FR20) programme.

Some of the statistics previously published in the following publications can now be found in this release: [Monthly](#), [Quarterly](#) and [Annual](#) Personnel Reports, [UK Reserve Forces and Cadets](#), [Service Personnel Bulletin 2.01](#) and [Service and Civilian Bulletin 2.03](#).

Key Points and Trends

| | |
|-----------|---|
| ▲ 196 690 | Strength of UK Forces Service Personnel at 1 July 2016 <i>an increase of 1 090 (0.6 per cent) since 1 July 2015</i> |
| ▼ 139 910 | Full-time Trained Strength at 1 July 2016 <i>a decrease of 2 820 (2.0 per cent) since 1 July 2015</i> |
| ▲ - 4.1% | Deficit against the planned number of personnel needed (Liability) at 1 July 2016 <i>This is an increase in the deficit from -3.3 per cent as at 1 July 2015</i> |
| ▲ 27 670 | Strength of the Trained FR20 Volunteer Reserve at 1 July 2016 <i>an increase of 2 380 (9.4 per cent) since 1 July 2015</i> |
| ▲ 13 900 | People joined the UK Regular Armed Forces in the past 12 months (1 July 2015 – 30 June 2016) <i>an increase of 720 (5.4 per cent) compared with the previous 12 month period</i> |
| ▼ 16 080 | Regular personnel left the Armed Forces in the past 12 months (1 July 2015 – 30 June 2016) <i>a decrease of 2 240 (12.2 per cent) compared with the previous 12 month period</i> |
| ▼ 7 630 | People joined the FR20 Volunteer Reserve in the past 12 months (1 July 2015 – 30 June 2016) <i>a decrease of 240 (3.1 per cent) compared with the previous 12 month period</i> |
| ▲ 4 720 | FR20 Volunteer Reserve personnel left the Armed Forces in the past 12 months (1 July 2015 – 30 June 2016) <i>an increase of 910 (23.9 per cent) compared with the previous 12 month period</i> |

Responsible statistician: Tri-Service Head of Branch 0207 807 8896 DefStrat-Stat-Tri-Hd@mod.gov.uk
 Further information/mailling list: DefStrat-Stat-Tri-Enquiries@mod.gov.uk
 Background quality report: www.gov.uk/government/statistics/tri-service-personnel-bulletin-background-quality-reports

Would you like to be added to our **contact list**, so that we can inform you about updates to these statistics and consult you if we are thinking of making changes? You can subscribe to updates by emailing DefStrat-Stat-Tri-Enquiries@mod.gov.uk

Contents

| | | |
|---|---------|----------------------|
| Introduction | page 2 | |
| Policy background | page 3 | |
| UK Service Personnel | page 4 | (National Statistic) |
| Full-time Trained Strength and Liability | page 5 | (National Statistic) |
| UK Regular Personnel | page 6 | (National Statistic) |
| Future Reserves 2020 Programme Monitoring | page 8 | (National Statistic) |
| Applications | page 10 | |
| Further Information | page 12 | |

Supplementary tables containing further statistics can be found at:
<https://www.gov.uk/government/statistics/uk-armed-forces-monthly-service-personnel-statistics-2016>

Supplementary tables containing further statistics can be found at:
<https://www.gov.uk/government/statistics/uk-armed-forces-monthly-service-personnel-statistics-2016>

Introduction

This publication contains information on the **strength**, **intake** and **outflow** for the UK Armed Forces overall and each of the Services; **Royal Navy/Royal Marines (RN/RM)**, **Army** and **Royal Air Force (RAF)** and quarterly statistics on the number of **Applications** to each of the Services has also been included.

We are seeking your views on proposed changes to MOD Armed Forces personnel statistics. Further details on the proposed changes and the consultation process can be found here:

<https://www.gov.uk/government/consultations/mod-personnel-statistics-change-to-army-trained-strength-definition>

Whilst the total RAF liability has been agreed, the composition is undergoing review. The Officer and Other Rank breakdown is currently marked as provisional for RAF, for 1 April - 1 July 2016, along with the Tri-Service Officer and Other Rank breakdown. As a result, the associated surplus / deficit figures are also provisional. These figures will be finalised in due course.

Statistics on Exit Reason for the Army (specifically Voluntary Outflow, Time Expiry and Other), for UK Regular personnel, have been marked as provisional from 1 February edition onwards (see page 7 and Excel tables 4 and 5d). The corresponding Tri-Service totals are also marked as provisional. This is due to the implementation of improvements to the quality assurance process. These statistics will be finalised in due course. The associated historic statistics will also be affected and therefore revised.

Detailed statistics and historic time series can be found in the **Excel tables**. These include statistics on **Military Salaries** and **Separated Service** (the proportion of personnel breaching harmony guidelines).

Further historic statistics will be added in due course; in the meantime, historic statistics can be found in the following archived publications: **Monthly**, **Quarterly** and **Annual** Personnel Reports, **UK Reserve Forces and Cadets**, **Service Personnel Bulletin 2.01**, **Service and Civilian Bulletin 2.03**, **UK Armed Forces Maternity Report**, **Diversity Dashboard** and **Quarterly Location Statistics**. The **glossary** contains definitions of terminology used in this publication.

The next edition of this publication will be published on GOV.UK at 9:30am on 15 September 2016. A calendar of upcoming MOD statistical releases can be found on **GOV.UK**.

A National Statistics publication

The United Kingdom Statistics Authority has designated these statistics as National Statistics, in accordance with the Statistics and Registration Service Act 2007 and signifying compliance with the Code of Practice for Official Statistics. Designation can be broadly interpreted to mean that the statistics:

- meet identified user needs;
- are well explained and readily accessible;
- are produced according to sound methods; and
- are managed impartially and objectively in the public interest.

Once statistics have been designated as National Statistics it is a statutory requirement that the Code of Practice shall continue to be observed.

Policy background

The main factors affecting decisions about the size of the Armed Forces required by the MOD to achieve success in its military tasks include:

- An assessment of current and future threats to UK national security;
- The need for contingent / reactive capability – the requirement to be able to respond immediately to domestic or international crisis;
- Current operational and international obligations (e.g. NATO, UN);
- Changes in technology, the introduction of new equipment and restructuring that leads to equipment becoming obsolete or surplus to requirements;
- The need to deliver against the military tasks as efficiently as possible, maintaining a balanced, affordable defence budget.

The Service personnel statistics in this publication are reported against the [2015 Strategic Defence and Security Review](#) (SDSR), released in November 2015. Prior to SDSR 2015, publications reported against the planned Future Force 2020, as set out in the SDSR 2010 which planned to reduce the size of the Armed Forces.

Army Trained Strength

On 29th June 2016, the MOD [announced](#) that the Army will in future plan to use Regular and Reserve Phase 1 trained personnel in response to crises within the UK. Following this, the term ‘Trained Strength’ will include all Army personnel trained in the core function of their Service (i.e. those who have completed Phase 1 training). The Trained Strength definition for the Royal Navy, RAF, Maritime Reserve and RAF Reserves will remain unaffected, reflecting the requirement for their personnel to complete Phase 2 to be able to fulfil the core function of their respective Services.

The MOD is currently consulting on these changes and the resultant impact it will have on this publication. The consultation (‘SDSR UK Resilience: Trained Strength definition for the Army and resultant changes to the Ministry of Defence Armed Forces Personnel Statistics’) is available on GOV.UK:

<https://www.gov.uk/government/consultations/mod-personnel-statistics-change-to-army-trained-strength-definition>

To note, any changes will be implemented later in 2016 and do not affect the figures in this release.

Full-time Armed Forces personnel

In order to meet the manpower reduction targets set out in SDSR 2010, the [Three Month Exercise](#) (3ME) and [Army 2020](#) (A2020), a redundancy programme coupled with adjusted recruiting (intake) and contract extensions were set. The redundancy programme is now complete.

On 23rd November 2015, the Ministry of Defence published the National Security Strategy and Strategic Defence and Security Review 2015. SDSR 2015 outlines plans to uplift the size of the Regular Armed Forces, setting targets for a strength of 82,000 for the Army, and increasing the Royal Navy/Royal Marines and Royal Air Force by a total of 700 personnel. The [SDSR 2015 Defence Key Facts](#) booklet announced new targets for 2020 for each of the Services.

Future Reserves 2020 (FR20) Programme

The Future Reserves 2020 (FR20) programme aims to increase the size of the Reserve Forces and targets the Volunteer Reserve. Further information on the growth of the Reserves can be found in the Policy Background section of previous [Monthly Service Personnel Statistics](#) publications.

The written ministerial statement released on the 19th December 2013 detailed the planned growth of the FR20 population and can be viewed in full [here](#). This statement outlined trained strength targets for FY18/19 as follows:

| | |
|-------------------------|--------|
| Maritime Reserve | 3 100 |
| Army Reserve | 30 100 |
| RAF Reserves | 1 860 |

As a result of the changes to Army Trained Strength (referred to above) and their impact on the Army Reserve, the MOD has committed to releasing revised Future Reserves 2020 strength growth profiles that reflect these changes. These will be published following the consultation on the revised Trained Strength figures and changes to Reserve Intake targets.

UK Service Personnel

UK Service Personnel comprise the total **strength** of the military personnel employed by the Ministry of Defence (**Excel tables**, Table1). The current strength of the UK Service Personnel is 196,690, which includes:

- All **UK Regular** personnel and all **Gurkha** personnel (which at 1 July 2016 comprised 77.8 per cent of UK Service Personnel);
- **Volunteer Reserve** personnel (which at 1 July 2016 comprised 18.0 per cent of UK Service Personnel);
- **Other Personnel** including the Serving Regular Reserve, Sponsored Reserve, Military Provost Guard Service, Locally Engaged Personnel and elements of the Full Time Reserve Service (FTRS) (which at 1 July 2016 comprised 4.2 per cent of UK Service Personnel).

Strength is the number of personnel.

Volunteer Reserves voluntarily accept an annual training commitment and are liable to be mobilised to deploy on operations. They can be utilised on a part-time or full-time basis to provide support to the Regular Forces at home and overseas.

The strength of the UK Forces¹ has increased between 1 July 2015 and 1 July 2016, by 0.6 per cent (1,090 personnel). Over the same period, there has been a decrease in the strength of UK Regular personnel and there have been increases in the Reserves populations. The total strength of the Regular Forces has decreased by 2,160 (1.4%) between 1 July 2015 and 1 July 2016. The total strength of the Volunteer Reserve has increased by 2,830 (8.7%) between 1 July 2015 and 1 July 2016.

Table 1: Recent Trends in the Strength of the UK Forces

| | 1 Apr 13 | 1 Apr 14 | 1 Apr 15 | 1 Apr 16 | 1 May 16 | 1 Jun 16 | 1 Jul 16 |
|----------------------------|----------------|----------------|----------------|----------------|----------------|----------------|----------------|
| UK Forces Personnel | 211 340 | 198 810 | 195 690 | 197 090 | 196 850 | 196 970 | 196 690 |
| UK Regulars | 170 710 | 159 630 | 153 720 | 151 000 | 150 620 | 150 680 | 150 220 |
| Gurkhas | 3 510 | 3 050 | 2 870 | 2 860 | 2 850 | 2 840 | 2 830 |
| Volunteer Reserve | 30 360 | 28 860 | 31 260 | 35 070 | 35 200 | 35 240 | 35 390 |
| Other Personnel | 6 760 | 7 280 | 7 840 | 8 170 | 8 180 | 8 210 | 8 250 |

Source: Defence Statistics (Tri-Service)

Table 2: UK Forces Strength by Service

| | 1 Jul 14 | 1 Jul 15 | 1 Jul 16 | Increase/Decrease 1 Jul 15 - 1 Jul 16 | % Increase/Decrease 1 Jul 15 - 1 Jul 16 |
|-----------------|----------|----------|----------|--|--|
| Strength | | | | | |
| Naval Service | 38 140 | 38 230 | 38 340 | +110 | 0.3% |
| Army | 120 900 | 120 390 | 121 360 | +970 | 0.8% |
| Royal Air Force | 37 450 | 36 980 | 36 990 | +20 | 0.0% |

Source: Defence Statistics (Tri-Service)

1. UK Forces comprises all UK Regular, Gurkha, Volunteer Reserve and Other personnel. The constituents of "Other personnel" are reported towards the top of this page.

Full-time Trained Strength and Liability

The **Full-time Trained Strength (FTTS)** (which comprises military personnel who have completed 'Phase 1' and 'Phase 2' training) is counted against the **Liability**. The difference between the two is measured as either a surplus or deficit. This is one indicator of the Service's ability to execute military tasks. Other indicators include the surplus / deficit within key trades or in specific Ranks.

- The Strength of the Full-time Trained UK Armed Forces is 139,910, a decrease of 2.0 per cent (2,820 personnel) since 1 July 2015.
- The FTTS for the RN/RM is 29,650, 79,390 for the Army and 30,870 for the RAF.
- The FTTS comprises: 136,920 Regular personnel (97.9 per cent); 2,500 Gurkhas (1.8 per cent); and 490 Full Time Reserve Service personnel (0.4 per cent) who can fill Regular posts and are deployable.

Full-time Trained Strength

includes all trained UK Regular personnel, Gurkhas and a number of Reserve Forces personnel filling Regular posts whilst serving on Full Time Reserve Service (FTRS).

Liability is the number of Service personnel needed, based on the Defence Planning Round, set for each of the three Services.

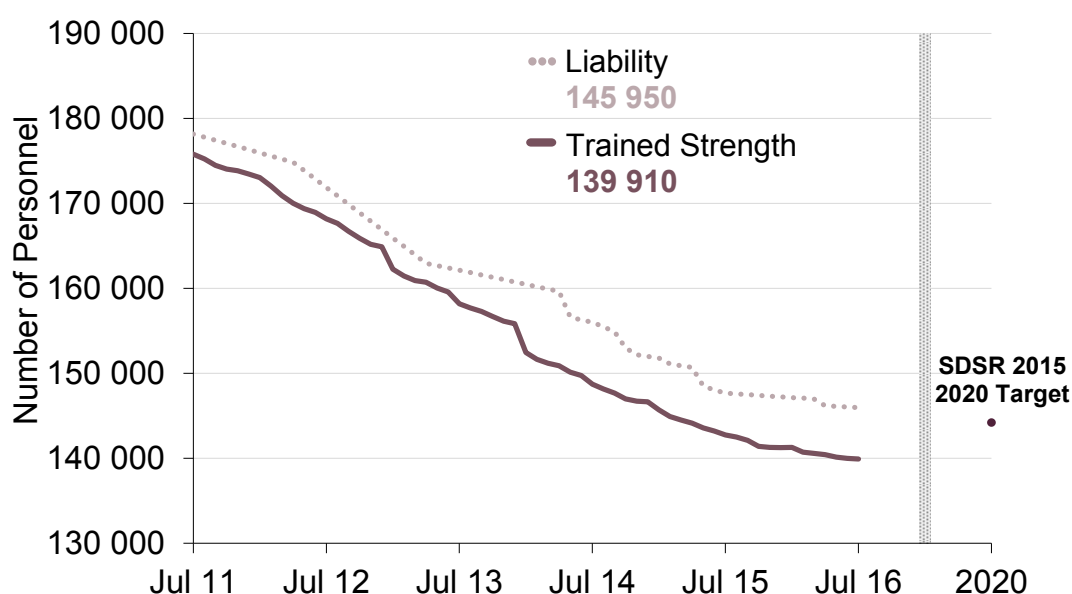
Table 3: Full-Time Trained Strength against the Liability

| | 1 Apr 13 | 1 Apr 14 | 1 Apr 15 | 1 Apr 16 | 1 May 16 | 1 Jun 16 | 1 Jul 16 |
|-------------------|----------|----------|----------|----------|----------|----------|----------|
| Trained Strength | 160 710 | 150 890 | 144 120 | 140 430 | 140 130 | 139 990 | 139 910 |
| Liability | 162 940 | 159 640 | 150 700 | 146 190 | 146 110 | 146 030 | 145 950 |
| Surplus/Deficit | -2 230 | -8 750 | -6 580 | -5 750 | -5 970 | -6 040 | -6 040 |
| % Surplus/Deficit | -1.4 | -5.5 | -4.4 | -3.9 | -4.1 | -4.1 | -4.1 |

Source: Defence Statistics (Tri-Service)

- The current deficit against the Liability is 4.1 per cent for the UK Armed Forces. There is a deficit of 1.6 per cent in the Royal Navy/Royal Marines (RN/RM), 3.9 per cent in the Army and 7.0 per cent in the Royal Air Force (RAF).
- The SDSR 2015 envisaged that by 2020 the UK Armed Forces would have 144,200 personnel, comprising 30,450 for the RN/RM, 82,000 for the Army and 31,750 for the RAF.

Figure 1: Full-Time Trained Strength against Liability and 2020 target derived from SDSR 2015



UK Regular Personnel

As at 1 July 2016, the trained and untrained strength of the UK Regular Forces (which excludes Gurkhas) was 150,220, of which 136,920 were trained personnel.

- The majority of trained UK Regular Forces personnel are in the Army followed by the RAF and the RN/RM.
- There are 13,300 untrained personnel in the UK Regular Forces, of which 7,610 are in the Army. The untrained strength reflects the number of personnel who can potentially join the trained strength.

| | |
|------------------------|-----------------------|
| RN/RM 32 530 | ARMY 84 330 |
| RAF 33 360 | |

Figure 2: Trained and untrained Strength of the UK Regular Forces, by Service, as at 1 July 2016

UK Regulars are full time Service personnel, including Nursing Services, excluding FTRS personnel, Gurkhas, mobilised Reservists, Military Provost Guarding Service (MPGS), Locally Engaged Personnel (LEP), and Non Regular Permanent Service (NRPS).

Intake is defined as the number joining the Strength, whereas **Outflow** is the number leaving.

Table 4: UK Regular Forces Strength by Service

| Strength | 1 Jul 15 | | 1 Jul 16 | |
|------------------|---------------|-------|---------------|-------|
| RN/RM | 32 590 | | 32 530 | |
| Of which trained | 29 620 | 90.9% | 29 340 | 90.2% |
| Army | 86 060 | | 84 330 | |
| Of which trained | 78 730 | 91.5% | 76 720 | 91.0% |
| RAF | 33 720 | | 33 360 | |
| Of which trained | 31 570 | 93.6% | 30 860 | 92.5% |

Intake and Outflow since 2010

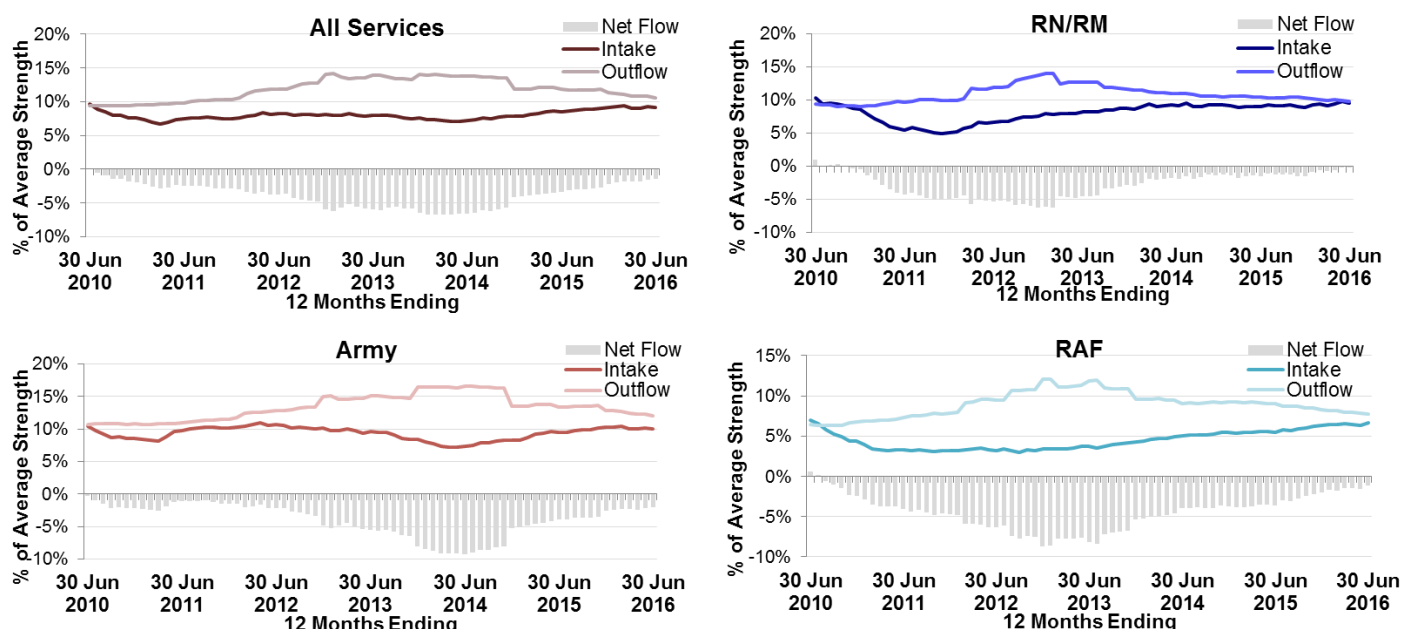
Intake and Outflow over the past six years are presented in Figure 3. Since 2010 outflow has exceeded intake for each 12 month period, following the announcement of the reduction in the size of the Armed Forces.

- Excluding personnel who left on redundancy, in the 12 months to 30 June 2016, there was a net outflow of 2,170 personnel from the UK Regular Forces. This difference has reduced compared with the 12 months to 30 June 2015, when 4,250 more personnel left the UK Regular Forces than joined.

Intake

- Intake into the trained and untrained UK Regular Forces was 13,900 in the 12 months to 30 June 2016. This has increased from 13,190 in the 12 months to 30 June 2015.
- Of the current intake, 9.2 per cent was into Officers and 90.8 per cent was into Other Ranks.
- Compared to the 12 months to 30 June 2015, intake to the RN/RM has increased by 5.0 per cent, intake to the Army has increased by 2.4 per cent and the RAF has increased by 19.5 per cent.

Figure 3: Net Flow, Intake to and Outflow from the UK Regular Forces over a 12-month period



UK Regular Personnel

Outflow

- Outflow from the trained and untrained UK Regular Forces was 16,080 in the 12 months to 30 June 2016; down from 18,320 in the 12 months to 30 June 2015.
- In the 12 months to 30 June 2016, less than 5 trained and untrained personnel left the UK Regular Forces as part of the UK Armed Forces Redundancy Programme. This compares to 880 in the 12 months to 30 June 2015.

Armed Forces Redundancy Programme Tranche 1-4 statistics are available at:

<https://www.gov.uk/government/collections/uk-armed-forces-redundancy-program-statistics-index>

Voluntary Outflow encompasses all trained personnel who voluntarily exit before the end of their agreed engagement or commission period.

Time Expiry is a term used to describe those in the Armed Services who reach the end of their engagement or commission and then leave.

Other includes outflow from the trained strength due to, amongst others, medical reasons, misconduct, compassionate, dismissals and death.

The following statistics on exit reason are **provisional** (see introduction for further information). At a Tri-Service level, more personnel left the trained UK Regular Forces by Voluntary Outflow (VO) than for any other reason (Figure 4).

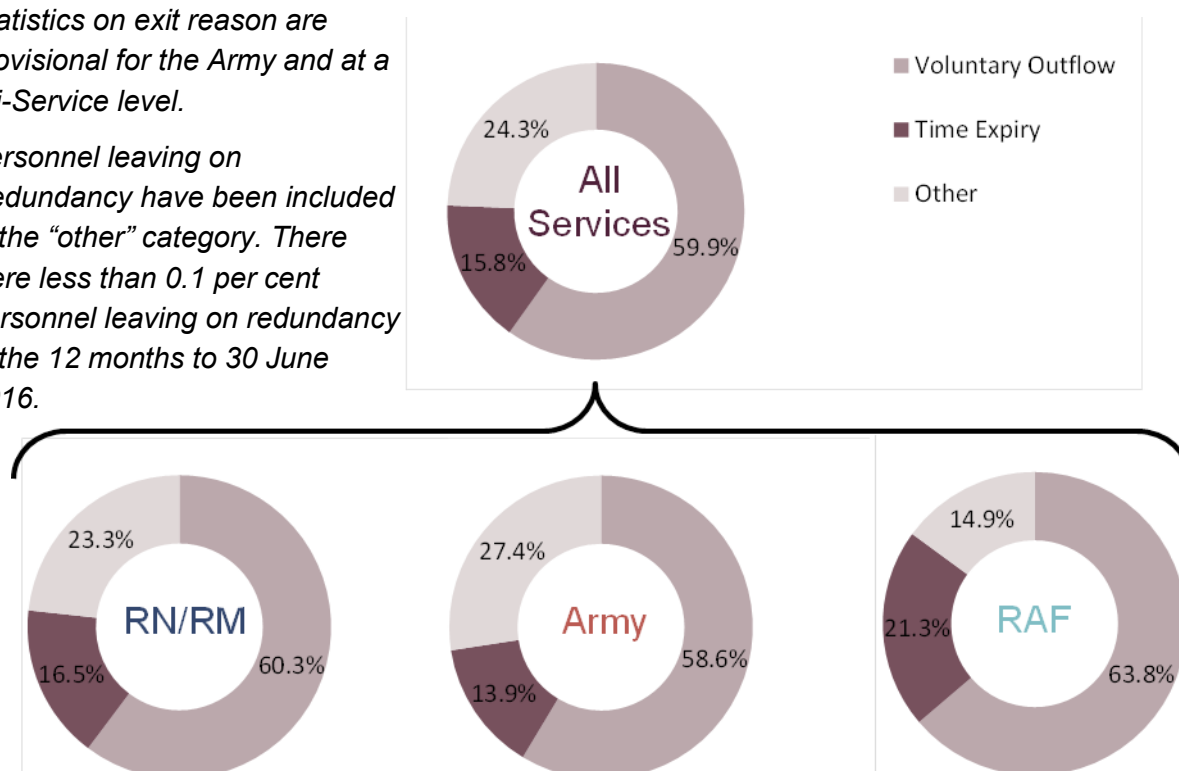
- In the 12 months to 30 June 2016, 7,780 trained personnel left through VO; provisionally the VO rate was 5.6 per cent. This is an increase from 7,590 in the 12 months to 30 June 2015 and a VO rate of 5.3 per cent
- In the 12 months to 30 June 2016, the provisional VO rate is slightly higher amongst Other Ranks (5.8 per cent), compared to Officers (4.6 per cent).

There is no single reason why personnel leave on Voluntary Outflow, but the personnel who completed the [Armed Forces Continuous Attitude Survey](#) indicated reasons for leaving the Armed Forces included the impact of Service life on family and personal life and opportunities outside the Armed Forces.

Figure 4: Outflow of trained UK Regulars by exit reason (12 months to 30 June 2016)

Statistics on exit reason are provisional for the Army and at a Tri-Service level.

Personnel leaving on Redundancy have been included in the "other" category. There were less than 0.1 per cent personnel leaving on redundancy in the 12 months to 30 June 2016.



Future Reserves 2020 (FR20) programme monitoring

The [public consultation](#) outlines the proposed changes to the Army Reserve trained strength definition and the FR20 intake targets.

FR20 Volunteer Reserve Strength

Progress against FR20 population trained strength targets is reported in table 6a of the [Excel tables](#).

The total **trained and untrained strength** of the FR20 Tri-Service Volunteer Reserve was 35,090; an increase of 2,910 or 9.1 per cent since 1 July 2015. The **trained strength** of the FR20 Tri-Service Volunteer Reserve was 27,670; an increase of 2,380 or 9.4 per cent since 1 July 2015.

FR20 Volunteer Reserve

Includes mobilised volunteer reserves, High Readiness Reserves (HRR) and those volunteer reserves serving on Full Time Reserve Service (FTRS) and Additional Duties Commitments (ADC). Non Regular Permanent Staff (NRPS) and Expeditionary Forces Institute (EFI) are excluded.

Table 5: FR20 Volunteer Reserve strength by Service

| | | 1 Jul 15 | 1 Jul 16 | Increase/ Decrease | % Increase/ Decrease |
|------------------|-----------|----------|----------|-----------------------|-------------------------|
| Maritime Reserve | Trained | 2 140 | 2 350 | +210 | +9.8% |
| | Untrained | 1 210 | 1 120 | -80 | -7.0% |
| Army Reserve | Trained | 21 530 | 23 400 | +1870 | +8.7% |
| | Untrained | 4 920 | 5 600 | +680 | +13.8% |
| RAF Reserves | Trained | 1 620 | 1 920 | +300 | +18.3% |
| | Untrained | 760 | 700 | -60 | -8.2% |

Source: Defence Statistics (Tri-Service)

FR20 Intake

Intake statistics report how many people have joined the trained or untrained strengths. As well as new recruits, this can include personnel transferring from the Regular Forces, other Reserve populations, or Reserve re-joiners.

In the 12 months between 1 July 2015 and 30 June 2016, **intake** to the Tri-Service FR20 Volunteer Reserve was **7,630 people** (2,750 trained and 4,880 untrained); a **3.1 per cent decrease** on the same 12 month period in the previous year.

Table 6: Intake to FR20 Volunteer Reserve, trained and untrained

| | 1 Jul 14 30 Jun 15 | 1 Jul 15 30 Jun 16 | Increase/ Decrease | % Increase/ Decrease |
|------------------|-----------------------|-----------------------|-----------------------|-------------------------|
| Intake | | | | |
| Maritime Reserve | 990 | 960 | -30 | -2.9% |
| Army Reserve | 5 970 | 5 910 | -60 | -1.1% |
| RAF Reserves | 910 | 760 | -150 | -16.6% |

Source: Defence Statistics (Tri-Service)

FR20 Outflow

Outflow statistics report how many personnel have left the trained or untrained strengths. The majority of outflow is personnel leaving the Armed Forces, though a substantial proportion do transfer to another part of the Armed Forces, such as the Regulars or another Reserve Force.

In the 12 months between 1 July 2015 and 30 June 2016 **outflow** from the Tri-Service FR20 Volunteer Reserve was **4,720 people** (2,780 trained and 1,930 untrained); a **23.9 per cent increase** compared with the same 12 month period in the previous year. Such increases in outflow are to be expected following growth in both the trained and untrained strengths.

Table 7: Outflow from FR20 Volunteer Reserve, trained and untrained

| | 1 Jul 14 30 Jun 15 | 1 Jul 15 30 Jun 16 | Increase/ Decrease | % Increase/ Decrease |
|------------------|-----------------------|-----------------------|-----------------------|-------------------------|
| Outflow | | | | |
| Maritime Reserve | 570 | 830 | +260 | +45.5% |
| Army Reserve | 2 940 | 3 360 | +410 | +14.0% |
| RAF Reserves | 290 | 530 | +240 | +80.8% |

Source: Defence Statistics (Tri-Service)

Future Reserves 2020 (FR20) programme monitoring

The three Services have different trends in intake and outflow since the 12 months ending 31st October 2013. While intake remains greater than outflow, it will result in the growth in strength of the FR20 Volunteer Reserve: the overarching aim of the programme.

Net flow is the difference between intake (number of personnel joining) and outflow (number of personnel leaving).

Figure 5: Intake to and Outflow from Trained and Untrained Strength of the Maritime Reserve

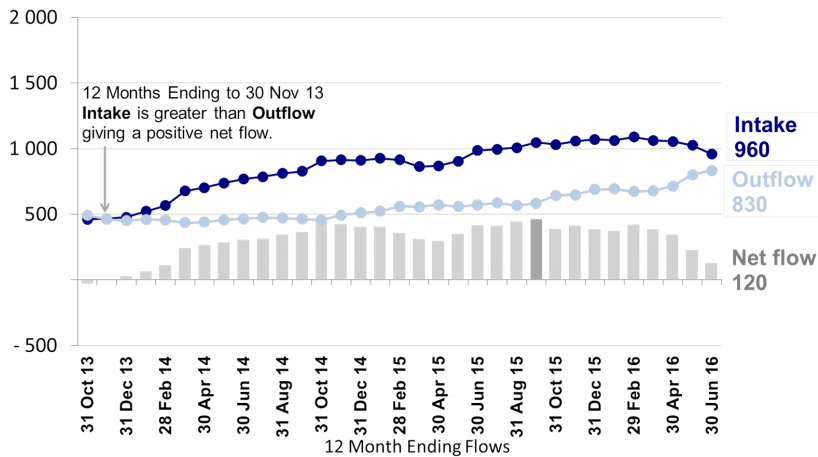


Figure 5 shows that the Maritime Reserve intake has remained greater than outflow resulting in a positive net flow since 12 months ending 30th November 2013. As a result of this there has been a growth in total strength of the Maritime Reserve over this period.

The greatest net flow was in the 12 months ending 30 September 2015 at **460** personnel. In the 12 months ending 30th June 2016, net flow was **120** personnel.

Figure 6: Intake to and Outflow from Trained and Untrained Strength of the Army Reserve

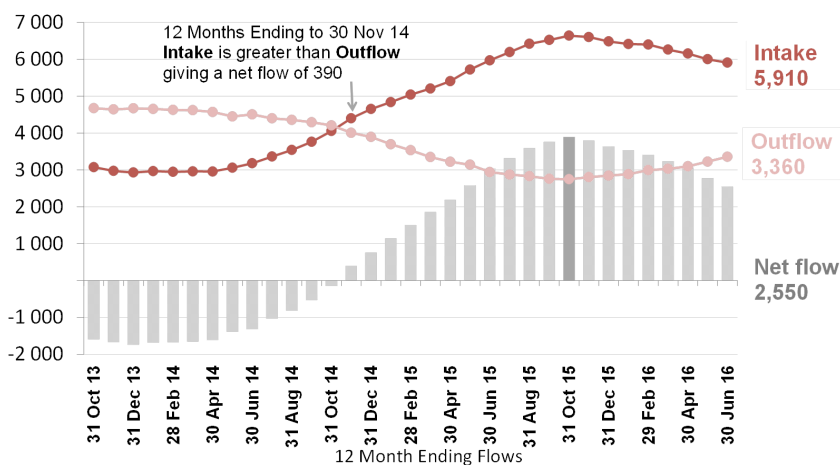


Figure 6 shows that the Army Reserve intake was initially lower than outflow, resulting in a negative net flow. A crossover occurred in the 12 months ending 30th November 2014 whereby intake became greater than outflow.

The greatest net flow was in the 12 months ending 31 October 2015 at **3,900** personnel. It has since decreased to **2,550** personnel in the 12 months to 30th June 2016.

Figure 7: Intake to and Outflow from Trained and Untrained Strength of the RAF Reserves

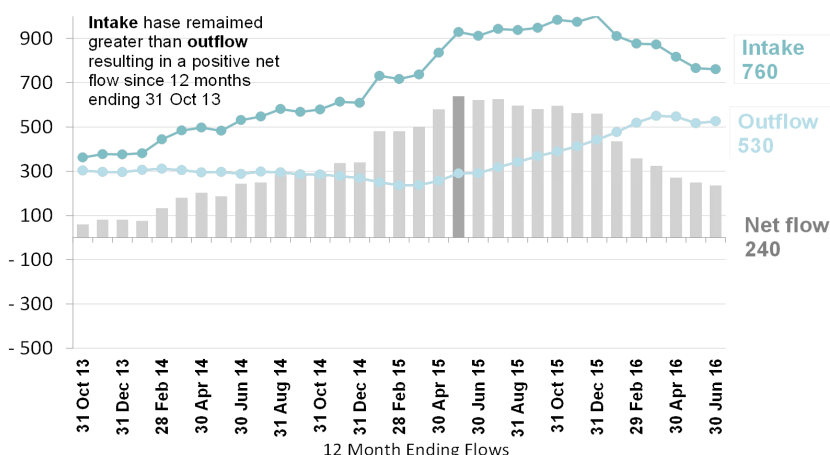


Figure 7 shows that the RAF Reserves net flow has remained positive throughout the period.

Net flow was greatest in the 12 months ending 31st May 2015 at **640** personnel. It has since decreased to **240** personnel in the 12 months to 30th June 2016.

Applications to the Armed Forces

The figures in this publication include applications to the UK Regular and Volunteer Reserve Forces. They are broken down by Service, and by Officers and Other Ranks.

Due to differences in the application process for each Service, the three Services do not currently adopt the same definition of an 'application'. Therefore, **application numbers cannot be added together across the Services to show total Armed Forces applications** (hence separate tables and graphs are provided).

The number of applications received does not directly relate to intake figures, since:

Figures relate to the number of **applications** received and not the number of **applicants**, as one applicant may submit several applications;

For successful applicants who accept an offer to join the Services, there is a substantial processing time between their application being received and the applicant joining the Services. Therefore, the intake figures for Dec 15 are not comparable with the number of applications received in Dec 15, as the numbers apply to different cohorts of people;

Applications will not result in intake if, for example, they are withdrawn by the applicant during the recruitment process, rejected by the Services, or if an offer to join the Services is declined by the applicant. **See below** for further information.

Applications that do not result in intake

The main causes of **applicant** failure (i.e. no offer to join the Services given) include:

- Failing security clearance;
- Not having the required residency;
- Not achieving the required recruiting test score for the desired branch/trade;
- Failing the medical scrutiny;
- Not achieving fitness entry standards;
- Applicants withdraw for their own reasons (e.g. change of mind) during the process

The main causes of **application** failure (i.e. the applicant declines an offer to join):

- Applicants may have submitted other applications for employment (including multiple applications to join the Armed Forces) and accept another offer;
- Applications may be submitted with no intention to join (e.g. to satisfy the requirements of job seeking).

NOTE: Application numbers cannot be added together across the Services to show total Armed Forces applications due to differences in definitions.

Applications to the Armed Forces

Figure 8: Applications to the RN/RM split by UK Regular Forces and Volunteer Reserves

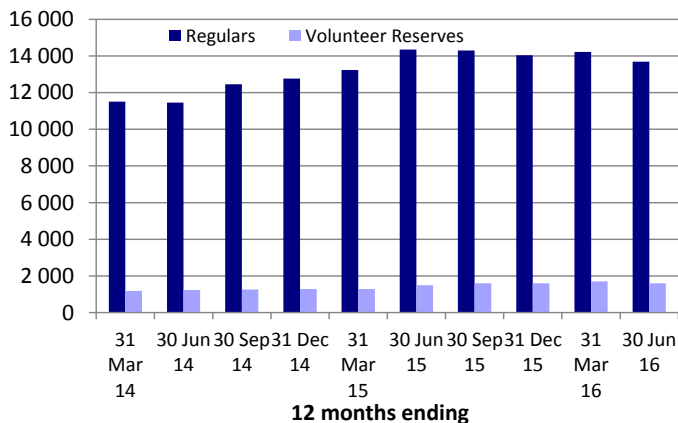


Table 8: RN/RM Applications to the UK Regular Forces and Volunteer Reserves

| | 1 Jul 14 | 1 Jul 15 | | |
|--------------------|-----------|-----------|--------|-------|
| Applications | 30 Jun 15 | 30 Jun 16 | Change | % |
| Regulars | 14 350 | 13 690 | - 660 | -4.6% |
| Volunteer Reserves | 1 490 | 1 590 | + 100 | +6.7% |

Source: Defence Statistics (Tri-Service)

The number of applications to join the RN/RM Regular Forces has decreased slightly since last quarter. There was an overall **decrease of 560** applications in the **12 months to 30 Jun 16** compared with the same period last year.

Figure 9: Applications to the Army split by UK Regular Forces and Volunteer Reserves

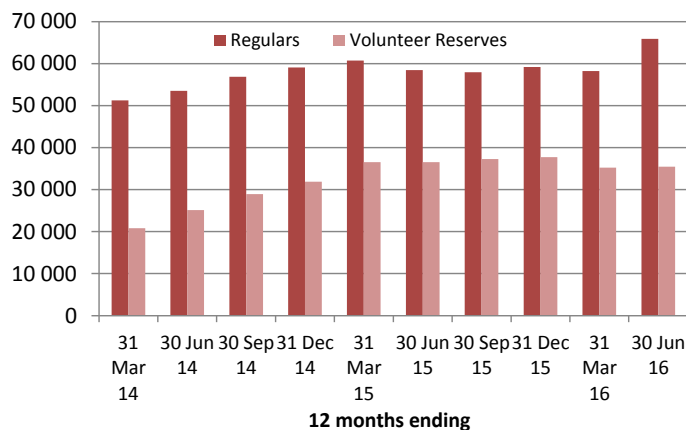


Table 9: Army Applications to the UK Regular Forces and Volunteer Reserves

| | 1 Jul 14 | 1 Jul 15 | | |
|--------------------|-----------|-----------|---------|--------|
| Applications | 30 Jun 15 | 30 Jun 16 | Change | % |
| Regulars | 58 480 | 65 890 | + 7 410 | +12.7% |
| Volunteer Reserves | 36 550 | 35 480 | - 1 070 | -2.9% |

Source: Defence Statistics (Tri-Service)

There has been a large increase in the number of applications to join the Army Regular Forces since last quarter. The increase is due, in the main, to a rise in Commonwealth (CW) Applicants as a result of the announcement of the residency waiver. Since the same period last year, there has been an overall increase of 6,340 applications.

Figure 10: Applications to the RAF split by UK Regular Forces and Volunteer Reserves

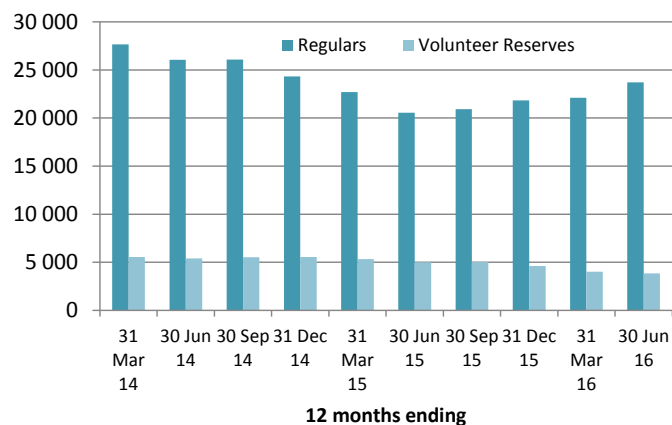


Table 10: RAF Applications to the UK Regular Forces and Volunteer Reserves

| | 1 Jul 14 | 1 Jul 15 | | |
|--------------------|-----------|-----------|---------|--------|
| Applications | 30 Jun 15 | 30 Jun 16 | Change | % |
| Regulars | 20 550 | 23 720 | + 3 170 | +15.4% |
| Volunteer Reserves | 5 010 | 3 850 | - 1 160 | -23.2% |

Source: Defence Statistics (Tri-Service)

The number of applications to join the RAF Regular Forces began to rise during financial year 15/16 and has continued to in the latest quarter. The Volunteer Reserves continue to see slight decreases. The total **27,570** applications in the **12 months to 30 Jun 16** is a **2,010 decrease** compared with the same period last year.

Further Information

Rounding

Figures in this publication have been rounded to the nearest 10, though numbers ending in a “5” have been rounded to the nearest multiple of 20 to prevent the systematic bias caused by always rounding numbers upwards. For example; a value of “25” would be rounded down to “20” and a value of “15” would be rounded up to “20”.

Additionally, totals and sub-totals are rounded separately and so may not equal the sums of their rounded parts.

Percentages are calculated from unrounded data and presented to one decimal place.

Revisions

In the supporting excel tables the Army Regular Reserve Additional Duties Commitment statistics have been revised from zero to less than five for 1 May and 1 June 2016. The Army FTRS unknown statistics for 1 October 2015 has been revised by approx. 10 personnel, the updated figures have been marked ‘r’ for ‘revised’.

Whilst the total RAF liability has been agreed, the composition is undergoing review. The Officer and Other Rank breakdown is currently marked as provisional for RAF, from 1 April to 1 July 2016, along with the Tri-Service Officer and Other Rank breakdown. As a result, the associated surplus / deficit figures are also provisional. These figures will be finalised in due course.

Statistics on Exit Reason for the Army (specifically Voluntary Outflow, Time Expiry and Other), for UK Regular personnel, are marked as provisional from 1 February edition onwards (see page 7 and Excel tables 4 and 5d). The corresponding Tri-Service totals are also marked as provisional. This is due to the implementation of improvements to the quality assurance process. These statistics will be finalised in due course. The associated historic statistics will also be affected and therefore revised.

There are no regular planned revisions of this Bulletin.

Symbols

| | |
|----|------------------------------|
| | Discontinuity in time series |
| * | not applicable |
| .. | not available |
| – | Zero |
| ~ | 5 or fewer |
| p | Provisional |
| e | Estimate |
| r | Revised |

Italic figures are used for percentages and other rates, except where otherwise indicated.

Further Information (cont.)

Contact Us

Defence Statistics welcome feedback on our statistical products. If you have any comments or questions about this publication or about our statistics in general, you can contact us as follows:

Defence Statistics (Tri-Service) Telephone: 0207 807 8896
Email: DefStrat-Stat-Tri-Enquiries@mod.gov.uk

If you require information which is not available within this or other available publications, you may wish to submit a Request for Information under the Freedom of Information Act 2000 to the Ministry of Defence. For more information, see:

<https://www.gov.uk/make-a-freedom-of-information-request/the-freedom-of-information-act>

Other contact points within Defence Statistics are:

| | | |
|------------------------------|---------------|--|
| Defence Expenditure Analysis | 030 6793 4531 | DefStrat-Econ-ESES-DEA-Hd@mod.gov.uk |
| Price Indices | 030 6793 2100 | DefStrat-Econ-ESES-PI-Hd@mod.gov.uk |
| Naval Service Manpower | 023 9262 5956 | DefStrat-Stat-Navy-Hd@mod.gov.uk |
| Army Manpower | 01264 886175 | DefStrat-Stat-Army-Hd@mod.gov.uk |
| RAF Manpower | 01494 496822 | DefStrat-Stat-Air-Hd@mod.gov.uk |
| Tri-Service Manpower | 020 7807 8896 | DefStrat-Stat-Tri-Hd@mod.gov.uk |
| Civilian Manpower | 020 7218 1359 | DefStrat-Stat-Civ-Hd@mod.gov.uk |
| Health Information | 030 6798 4423 | DefStrat-Stat-Health-Hd@mod.gov.uk |

Please note that these email addresses may change later in the year.

If you wish to correspond by mail, our postal address is:

Defence Statistics (Tri-Service)
Ministry of Defence, Main Building
Floor 3 Zone K
Whitehall
London
SW1A 2HB

For general MOD enquiries, please call: 020 7218 9000