



Local Summary of Legionnaires' disease in Residents of England and Wales, 2015

South West

This report provides a short summary of Legionella activity in residents of South West, in individuals with onset of symptoms during 2015. This report should be read in conjunction with either the 2015 official statistics which provides data on Legionella activity across the whole of England and Wales during 2015.

It can be found at the following location on the Public Health England (PHE) website:

www.gov.uk/government/statistics/legionnaires-disease-in-england-and-wales-2015.

Or the 2015 annual report for Legionnaires' disease in residents of England and Wales:

www.gov.uk/government/publications/legionnaires-disease-in-england-and-wales-report-2015.

The annual report provides wider analysis of Legionella activity across England and Wales along with case definitions, detailed methodology and discussion on key aspects of Legionella activity.

The data in this report primarily focuses on cases with onset of symptoms during 2015 but data for years 2013 and 2014, and in some tables and figures for years 2006 to 2014, are presented for comparative purposes.

All data presented in this report are based on cases of legionellosis reported to the National Surveillance Scheme for Legionnaires' disease in Residents of England and Wales which is managed by the Respiratory Diseases Department, National Infection Service, Public Health England.

Figure 1: Number of cases of legionellosis (confirmed and presumptive) in residents of South West by year of onset of symptoms 2006 to 2015

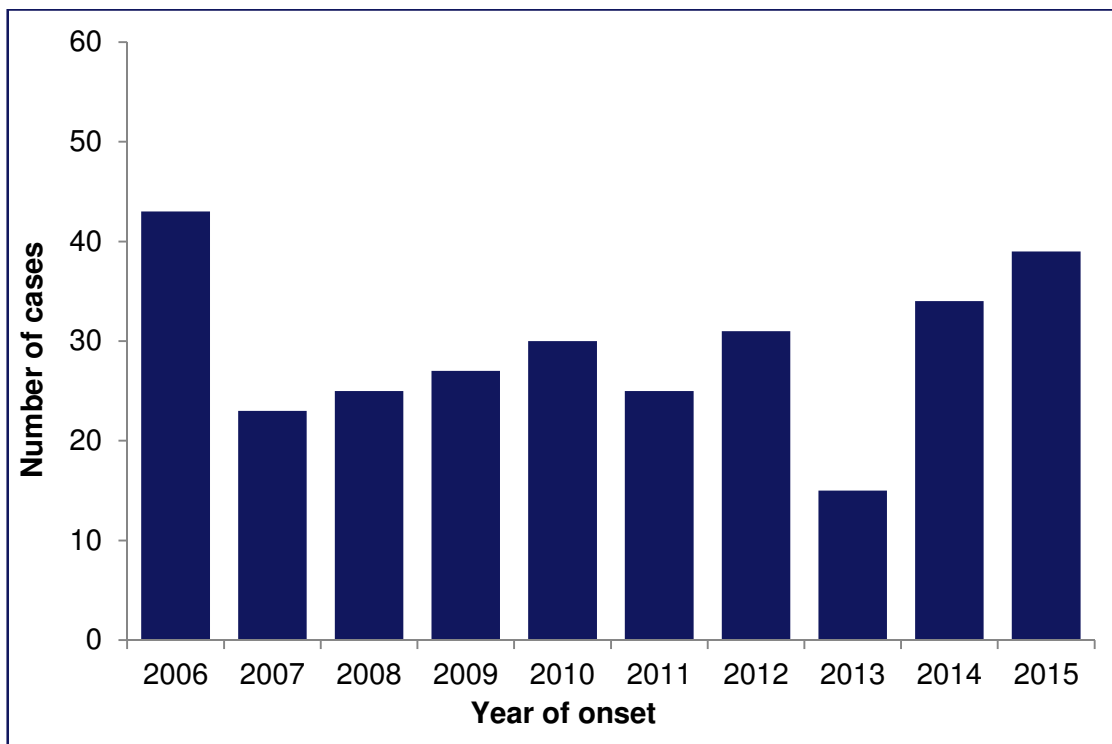


Table 1: Number of cases of legionellosis (confirmed and presumptive) in residents of South West by disease type and year of onset 2013 to 2015

	Number of confirmed (presumptive*) cases			Total (2013 - 2015)
	2013	2014	2015	
Legionnaires' disease	15	34	38	87
Non-pneumonic Legionellosis	-	-	1	1
Pontiac fever	-	-	-	0
Total	15	34	39	88

* presumptive cases with only a single high titre or PCR result

Table 2: Number and population rate[¥] per million of confirmed cases of Legionnaires' disease in residents of South West by year of onset 2013 to 2015

Region	2013		2014		2015		Total (2013 - 2015)	
	n	Rate	n	Rate	n	Rate	n	Rate
South West	15	2.77	34	6.27	38	7.01	87	5.35
National	285	4.96	331	5.77	382	6.65	998	5.79

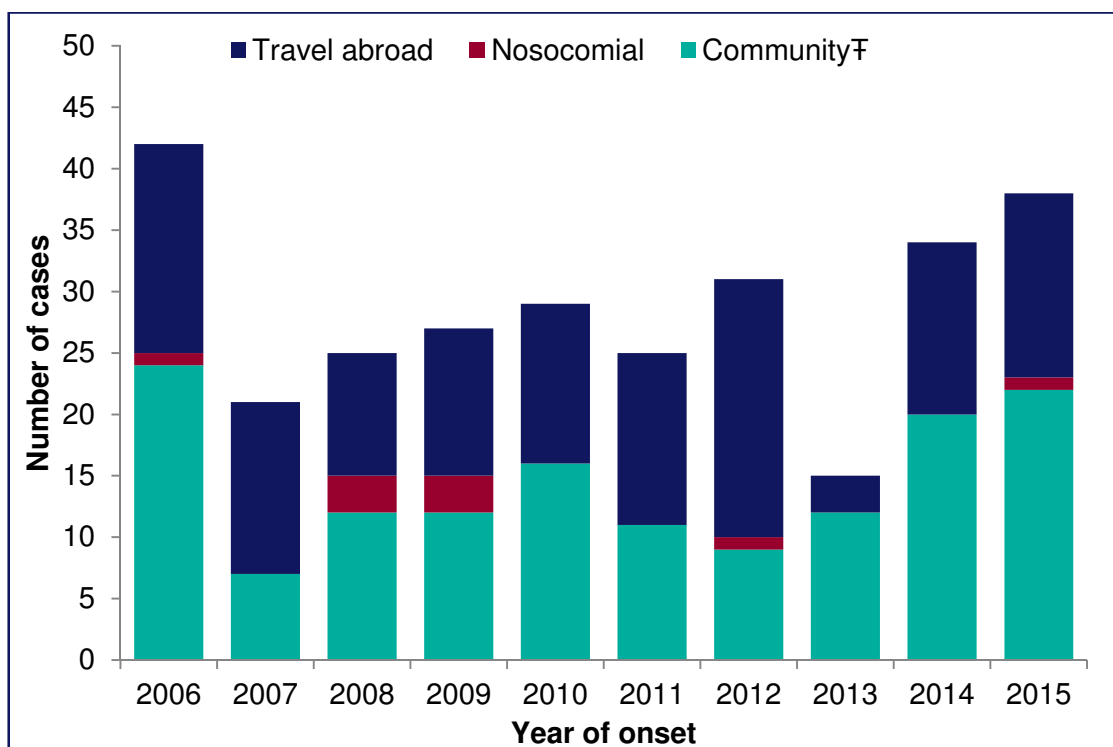
[¥] Rate calculated using mid-2014 population estimates for England and Wales from office of national statistics

Table 3: Number and proportion of confirmed Legionnaires' disease cases in residents of South West by likely exposure category 2013 to 2015

Category	2013 (%)	2014 (%)	2015 (%)	Total (%)	National Total (%) (2013 - 2015)
Community [‡]	12 (80.0)	20 (58.8)	22 (57.9)	54 (62.1)	569 (57.0)
Nosocomial	-	-	1 (2.6)	1 (1.1)	25 (2.5)
Travel abroad	3 (20.0)	14 (41.2)	15 (39.5)	32 (36.8)	404 (40.5)
Total	15	34	38	87	998 (100.0)

[‡] includes travel UK cases

Figure 2: Number of confirmed Legionnaires' disease cases^o in residents of South West by year of onset and category 2006 to 2015



‡ includes travel UK cases

^o confirmed LD case: diagnosis by culture, urinary antigen or serology with a four-fold rise (FFR) and evidence of pneumonia

Table 4: Number and proportion of confirmed Legionnaires' disease cases in residents of South West by age group and gender, with age specific case-fatality rates 2013 to 2015

Age Groups	Number (%) of cases			No. Deaths	Age Specific CFR (95%CI)
	Female	Male	Total (2013 -2015)		
Under 50 years	2 (20.0)	8 (80.0)	10 (11.5)	1	0.0 (0.3 - 44.5 [‡])
50-59 years	9 (45.0)	11 (55.0)	20 (23.0)	-	0.0 (0.0 - 16.8 [‡])
60-69 years	5 (17.9)	23 (82.1)	28 (32.2)	2	7.1 (0.9 - 23.5)
70 years & over	7 (24.1)	22 (75.9)	29 (33.3)	4	13.8 (3.9 - 31.7)
Total	23 (26.4)	64 (73.6)	87 (100.0)	7	8 (3.3 - 15.9)

[‡] one-sided, 97.5% confidence interval

Figure 3: Number of confirmed Legionnaires' disease cases in residents of South West by month and year of onset 2013 to 2015

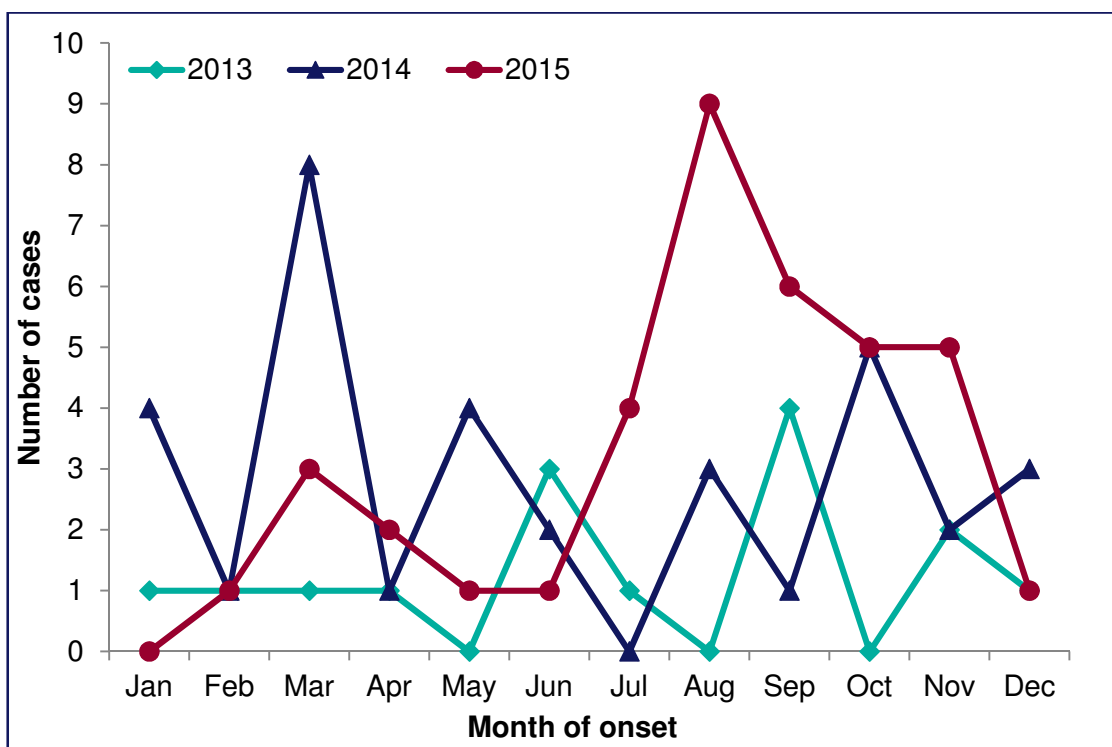


Table 5: Legionnaires' disease cases in residents of South West by diagnostic test and year of onset 2012 to 2014~

	2013 (%)	2014 (%)	2015 (%)	Total (%) (2013 - 2015)	National Total (%) (2013 - 2015)
Case Numbers[†]	15	34	38	87	998
Culture	2 (13.3)	6 (17.7)	3 (7.9)	11 (12.6)	248 (24.9)
Urine	14 (93.3)	34 (100.0)	36 (94.7)	84 (96.6)	975 (97.7)
Serology (SHT)	-	-	-	-	0
Serology (FFR)	-	-	-	-	0
PCR	3 (20.0)	2 (5.9)	4 (10.5)	9 (10.3)	305 (30.6)

~ this table shows the investigations carried out on each confirmed case

[†] please note that some cases have more than one diagnostic test carried out, therefore the sum of diagnostic tests does not equal the annual 'case number'

Table 6: Number of confirmed Legionnaires' disease cases in residents of South West by Local Authority (Upper-Tier) and year of onset 2013 to 2015

Local Authority	2013	2014	2015	Total (2013 - 2015)
Bath and North East Somerset	-	-	4	4
Bournemouth	1	1	-	2
Bristol	-	5	4	9
Cheltenham	-	1	1	2
Cornwall UA	1	-	2	3
Cotswold	-	2	-	2
East Dorset	1	-	-	1
Forest of Dean	-	1	-	1
Gloucester	-	1	1	2
Mid Devon	-	-	1	1
North Devon	-	1	-	1
North Somerset	-	1	3	4
Plymouth	1	1	-	2
Poole	-	-	2	2
South Gloucestershire	3	1	1	5
South Hams	1	-	1	2
South Somerset	-	1	-	1
Stroud	-	-	2	2
Swindon	1	6	4	11
Taunton Deane	-	-	1	1
Teignbridge	-	2	2	4
Tewkesbury	1	-	-	1
Torbay	-	3	1	4
Torridge	-	1	-	1
West Devon	-	-	1	1
West Dorset	2	-	-	2
West Somerset	1	-	-	1
Weymouth and Portland	-	-	1	1
Wiltshire UA	2	6	6	14
Total	15	34	38	87

Table 7: Number and type of outbreaks/clusters with associated number of South West cases of Legionnaires' disease 2013 to 2015

	2013		2014		2015		Total (2014 - 2015)	
	OB	Cases	OB	Cases	OB	Cases	OB	Cases
Community	-	-	1	3 (1)	2	6	3	9 (1)
Nosocomial	-	-	-	-	-	-	0	0
Travel UK	1	2 (1)	-	-	2	5 (1)	3	7 (2)
Total	1	2 (1)	1	3 (1)	4	11 (1)	6	16 (3)

() cases with onset of symptoms in other years that are included in the cluster/outbreak

First published: December 2016.

© Crown copyright 2016.

Re-use of Crown copyright material (excluding logos) is allowed under the terms of the Open Government Licence.

Visit: www.nationalarchives.gov.uk/doc/open-government-licence/version/3/ for terms and conditions.