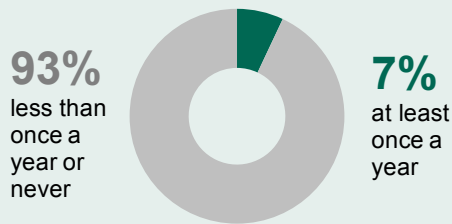




## Frequency of domestic flights

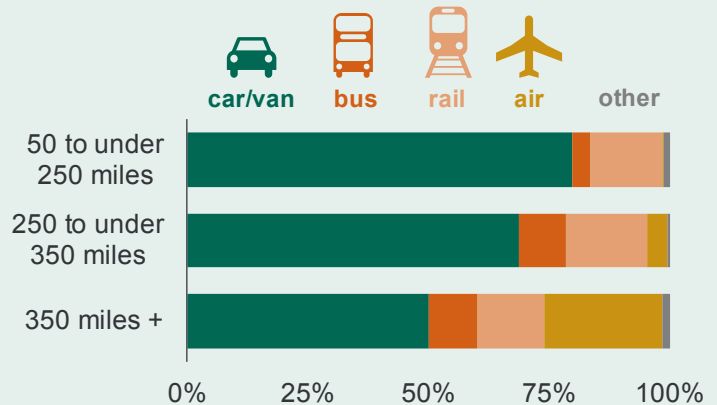
Frequency of use of domestic air, 2014



The proportion of people who travel less than once a year or never by domestic air has been stable for the last 10 years.

## Domestic air as share of long trips

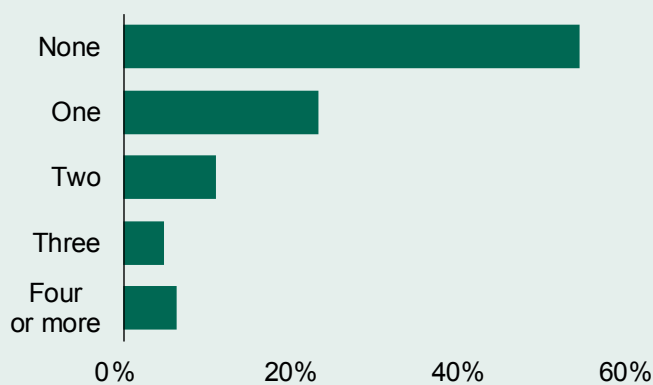
Mode share of long distance trips by trip length, 2014



Domestic air accounts for 24% of long distance trips of 350 miles and over.

## Frequency of international flights

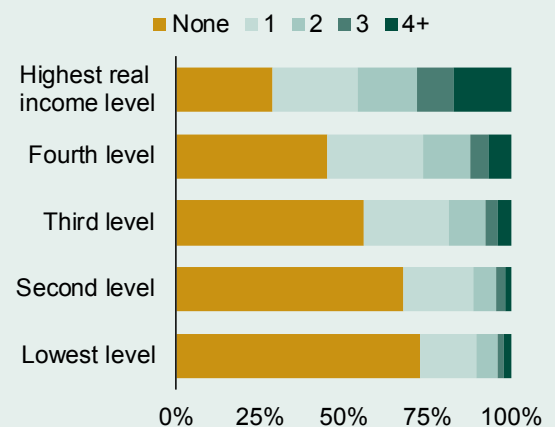
Number of flights abroad in the last 12 months, 2014



54% of people made no international flights in the last 12 months.

## International flights by income

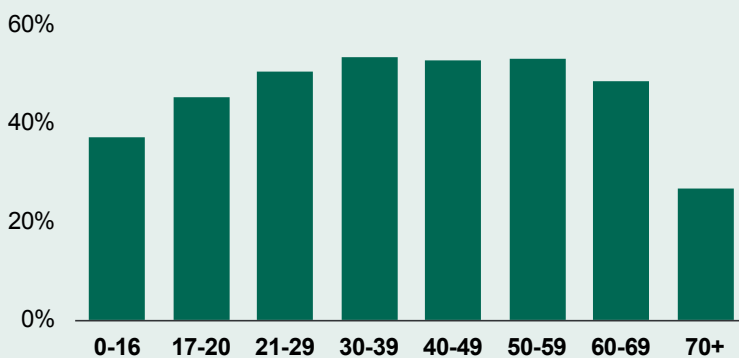
Number of flights abroad in the last 12 months by household income quintile, 2014



Individuals in higher income households make more international flights than average. These patterns are similar for socio-economic position.

## International flights by age

Percentage of people who made at least one flight abroad in the last 12 months by age, 2014



Younger and older age groups travel abroad less than average. This does not vary for gender.

## What is a flight in NTS?

**Domestic air** relates to single way flights within Great Britain. **International air** refers to single way flights overseas.

## Related data sources

Aviation statistics are published by DfT, available at <http://www.gov.uk/government/collections/aviation-statistics>