



Ministry  
of Justice

# **Proven Re-offending Statistics: Definitions and Measurement**

Published October 2015

# Contents

<b>Proven re-offending statistics quarterly bulletin</b>	<b>3</b>
<b>Early estimates of proven re-offending statistics</b>	<b>11</b>
<b>Local adult re-offending statistics quarterly bulletin</b>	<b>12</b>
<b>Data quality</b>	<b>13</b>
<b>Statistical modelling and coefficients</b>	<b>21</b>
<b>Appendix A: List of serious offences</b>	<b>22</b>
<b>Appendix B: Glossary of terms</b>	<b>27</b>
<b>Appendix C: Comparison of the three measures of re-offending</b>	<b>34</b>
<b>Explanatory notes</b>	<b>35</b>
<b>Contact details and further information</b>	<b>36</b>

# Proven re-offending statistics quarterly bulletin

## Background

The Ministry of Justice launched a statistical consultation on improvements to the transparency and accessibility of our information in 2010 and [a response to the consultation](#) was published in March 2011. One aspect of the consultation was the measurement of proven re-offending. Responses supported the proposals to move to a single framework for measuring re-offending where adult and youth data can be provided at national and local levels on a consistent basis.

Prior to this consultation there were six different measures of proven re-offending:

- national adult proven re-offending;
- local adult proven re-offending;
- national youth proven re-offending;
- local youth proven re-offending;
- prolific and other priority offending (PPO); and
- drug-misusing proven offending.

The framework that was developed for measuring proven re-offending integrated these approaches into a single framework. This allowed users to:

- form a clear picture of proven re-offending at national and local levels;
- compare adult and youth results, and enable other work on transition between the youth and adult system;
- understand how results for different offender groups (such as those managed by the prison and probation services, those under the PPO schemes, drug-misusing offenders, first time entrants, etc.) fit into the overall picture on proven re-offending; and
- continue to analyse proven re-offending behaviour for particular types of offender.

Since its inception, the framework for measuring proven re-offending has undergone a number of changes as a result of changes to two key data streams.

- Due to changes to the way drug testing data are collected centrally, from the quarterly report published 30 October 2014 (covering proven re-offending

over the calendar year 2012) and for all later publications in the series, adults who test positive for Class A drugs alone (without receiving a conviction or caution) are no longer included.

- Due to an inconsistency of the recording of the available data for PPOs, from the report published 29 January 2015 (covering proven re-offending over the period 1 April 2012 to 31 March 2013) and for all later publications in the series, results on this group are also no longer included.
- Because of the aforementioned changes, all the offender characteristics needed to produce the predicted re-offending models used in publications prior to the April 2012 to March 2013 bulletin are no longer available. Therefore, from the report published 29 January 2015 (covering proven re-offending over the period 1 April 2012 to 31 March 2013) and for all later publications in the series, there is no longer any reference to a predicted rate. We are consulting on a replacement method for this, one option being version 4 of the Offender Group Reconviction Scale (OGRS4) score as used by the Transforming Rehabilitation (TR) programme as a predictor of re-offending based on age, gender and criminal history. Further information on OGRS4 is available in Annex A.

This bulletin is published alongside three inter-related bulletins:

**[Offender Management Statistics Quarterly](#)**: provides key statistics relating to offenders who are in prison or under Probation Service supervision.

**[Safety in Custody Statistics Quarterly, England and Wales](#)**: provides statistics on death, self harm and assault incidents whilst in prison custody.

**[MAPPA \(Multi Agency Public Protection Arrangements\) Annual Report](#)**: this annual publication presents the number of MAPPA eligible offenders in England and Wales.

## Measurement

The underlying principle of measuring re-offending (or recidivism, which is the most commonly used term internationally) is that someone who has received some form of criminal justice sanction (such as a conviction or a caution) goes on to commit another offence within a set time period.

Measuring true re-offending is difficult. Official records are taken from either the police or courts, but they will underestimate the true level of re-offending because only a proportion of crime is detected and sanctioned and not all crimes and sanctions are recorded on one central system. Other methods of measuring re-offending, such as self report studies, are likely to also underestimate the rate.

Following the Ministry of Justice *Consultation on Improvements to Ministry of Justice Statistics*, a **proven re-offence** is defined as any offence committed in a one year follow-up period that resulted in a court conviction, caution, reprimand or warning in the one year follow-up or a further six month waiting period (to allow time for cases to progress through the courts). The data source is the extract of the Police National Computer (PNC) held by the Ministry of Justice.

## Definitions for the measurement of proven re-offending

### Cohort

This is the group of offenders for whom re-offending is measured. For the *Proven Re-offending Statistics Quarterly Bulletin*, this is defined as all offenders in any one year who received a caution, a final warning or reprimand (for juveniles), a non-custodial conviction or who were released from custody.

Offenders who were released from custody or secure accommodation (juveniles only) or commenced a court order are matched to the PNC database. A proportion of cases are lost in this process because they cannot be matched (see the section below titled “Matching offender records” for further details). Additionally, offenders who appear multiple times in the cohort are only included once (see the section below titled “Multiple offender entries” for further details).

The group of offenders whose offending behaviour is proven is likely to be a sub-group of all active offenders. The *Offending, Crime and Justice Survey (2003)*<sup>1</sup> estimated that around one in ten people in England and Wales aged between ten and 65 had committed an offence in the previous 12 months, which translates into approximately 3.8 million people. This compares to around 632,000 offenders in the 2002 cohort used to measure proven re-offending, underlining that the offenders whose proven re-offending behaviour is presented in the *Proven Re-offending Statistics Quarterly Bulletin* are a small and probably unrepresentative sample of the population of all active offenders.

### Index disposal (sentence type)

The index disposal of the offender is the type of sentence the offender received for their index offence. For the *Proven Re-offending Statistics Quarterly Bulletin*, this is defined as custody, court order, other disposal resulting from a conviction at court, such as a fine or discharge, caution, reprimand or final warning (young offenders).

### Index offence

The index offence is the proven offence that leads to an offender being included in the cohort. An offence is only counted as an index offence if it is:

- recordable (see below);
- committed in England and Wales;
- prosecuted by the police; and
- not a breach offence.

---

<sup>1</sup> The Offending, Crime and Justice Survey (2003) was a random probability survey of 10,079 people aged from ten to 65 and asked people about their offending history. Like any such survey, its accuracy is dependent upon the level of honesty with which respondents completed the survey.

### Start point (index date)

This is the set point in time from when proven re-offences are measured. For the *Proven Re-offending Statistics Quarterly Bulletin*, this is defined as the date of prison discharge, the date of court conviction for non-custodial sentences, or the date of receipt for a caution, reprimand or final warning.

### Follow-up period

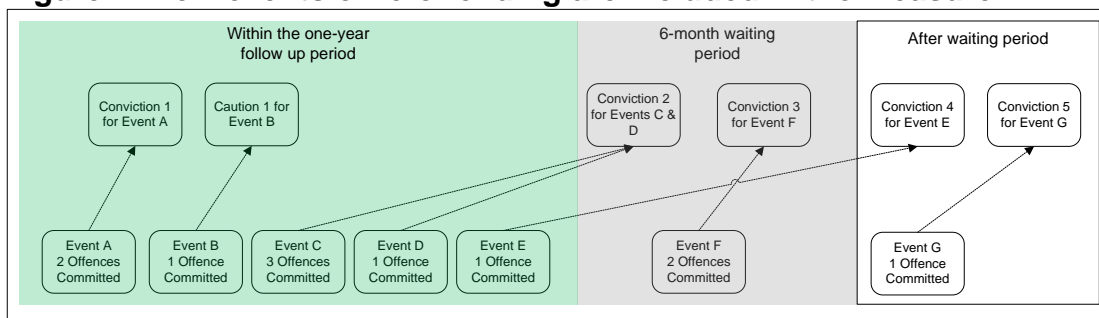
This is the length of time over which proven re-offending is measured. For the *Proven Re-offending Statistics Quarterly Bulletin*, this is defined as 12 months from the start point.

### Waiting period

This is the additional time beyond the follow-up period to allow for offences which are committed towards the end of the follow-up period to be proven by a court, resulting in a conviction, caution, reprimand or final warning. For the *Proven Re-offending Statistics Quarterly Bulletin*, this is six months.

Figure 1 below illustrates why different offences for an example offender are included or excluded in the proven re-offending measure.

**Figure 1: How events of re-offending are included in the measure?**



Events A to E all occur in the one year follow-up period, but events F and G are outside this period, so would not be counted. Events A to D are all counted because they were all proven within the one year follow-up period or the further six month waiting period, but event E, even though the offence took place in the one year follow-up period, would not be counted, as the conviction did not occur within either the one year follow-up period, or the further six month waiting period. The offender has, therefore, committed seven proven offences during the one year follow-up period (two for event A, one for event B, three for event C, and one for event D).

### Proven re-offence

Offences are counted as proven re-offences if they meet all of the following criteria:

- They are recordable. Not all offences are on the PNC and more recordable offences are entered than non-recordable offences. Analysis comparing offences proven at court with offences recorded on the PNC suggests the most cost common offences that are not recorded relates to motor vehicles, e.g. using a motor vehicle whilst uninsured against third party risks, speeding offences, keeping a vehicle on the highway without a driving licence or television licence evasion.

- They were committed in England or Wales.
- They are offences that were prosecuted by the police. PNC data are collected and input by the police and offences prosecuted by the police are likely to be recorded more comprehensively on the PNC than offences that are prosecuted by other organisations. For example, benefit fraud is prosecuted by the Department for Work and Pensions. Therefore, benefit fraud offences may be poorly represented on the PNC.
- Offences are only counted if they are proven through caution, reprimands or final warnings (for juveniles) and court convictions. Offences that are not proven, or which meet with other responses from the Criminal Justice System, are not counted. The *Offending, Crime and Justice Survey (2003)* estimated that 6% of all offences resulted in any contact with the Criminal Justice System.
- The offence is not a breach offence, i.e. breach of a court order, since we are only interested in new offences.

### **Measures of proven re-offending**

Proven re-offending data are presented in the following ways:

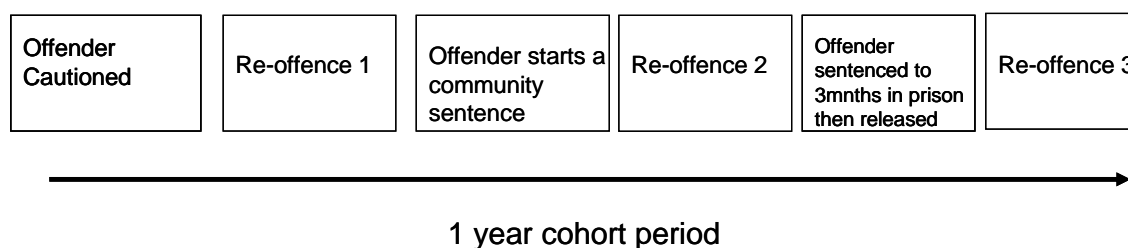
- The number of offenders.
- The proportion of offenders who are proven re-offenders.
- The average number of proven re-offences among **re-offenders**.
- The average number of proven re-offences among **all offenders** including those who committed no proven re-offences (previously the frequency rate).
- The proportion of proven offenders who committed a proven serious violent or sexual re-offence against the person. Refer to Annex A for details on what counts as a serious violent or sexual offence.
- The proportion of proven offenders who committed a proven serious acquisitive re-offence. Refer to Annex A for details on what counts as a serious acquisitive offence.

### **Multiple offender entries**

Each offender is tracked over a fixed period of time and any proven offence committed in this period is counted as a proven re-offence. A multiple offender entry refers to an offender who, after entering the cohort in a given year, commits a re-offence and is either cautioned, discharged from prison or gets a non-custodial conviction in the same cohort year. This re-offence could also be included as a second entry for this offender into the cohort.



**Figure 2: Example of an offender with multiple offender entries**



To date, publications have avoided the double counting of these multiple offender entries (MOE) by only counting an individual once based on their first proven offence in the relevant time period. In the illustration above, the caution would be counted as the index disposal and the further two proven offences would be counted as re-offences. This avoids double counting of proven re-offences.

In this publication the main tables (tables A1 to A6 and B1 to B4) in the report have been produced on the basis of the 'first proven offence in the relevant time period' which led to an offender being included. This provides a picture of proven re-offending which is consistent with previous publications and tracks an offender, irrespective of the disposal they receive, to when they commit a proven re-offence.

The measure of proven re-offending now covers all offenders in any one year instead of the first quarter of a calendar year as in previous proven re-offending publications. The result is many more offenders with multiple entries.

In addition, including cautions to identify a proven offence means many offenders' first offence will be associated with a caution since cautions account for around a third of adult offenders in one year. Table 1 shows the number of offenders in each cohort period by their number of entries.

**Table 1: Number of offenders and their respective number of entries for 2000, 2002 to 2012 cohorts<sup>1</sup>**

Multiple Offender Entries	2000	2002	2003	2004	2005	2006	2007	2008	2009	2010	2011	2012
1	512,551	522,376	544,031	549,545	580,709	615,775	630,748	602,251	572,068	528,466	498,364	459,250
2x	75,311	77,813	81,651	78,827	80,968	86,866	90,870	87,427	83,235	78,430	74,314	66,028
3x	19,565	21,208	22,073	20,840	20,908	21,823	23,590	23,499	22,005	21,332	20,479	17,892
4x	6,195	6,689	7,074	6,833	6,720	6,768	7,605	7,882	7,319	7,396	7,115	6,289
5x	1,998	2,314	2,392	2,355	2,355	2,411	2,774	2,894	2,927	2,902	2,963	2,592
6 to 10x	1,240	1,510	1,689	1,641	1,505	1,509	1,964	2,332	2,303	2,361	2,500	2,292
Greater than 10x	164	155	129	131	119	115	114	160	202	193	190	178
<b>Total MOEs</b>	<b>104,473</b>	<b>109,689</b>	<b>115,008</b>	<b>110,627</b>	<b>112,575</b>	<b>119,492</b>	<b>126,917</b>	<b>124,194</b>	<b>117,991</b>	<b>112,614</b>	<b>107,561</b>	<b>95,271</b>
<b>% of total cohort</b>	<b>16.9%</b>	<b>17.4%</b>	<b>17.5%</b>	<b>16.8%</b>	<b>16.2%</b>	<b>16.3%</b>	<b>16.8%</b>	<b>17.1%</b>	<b>17.1%</b>	<b>17.6%</b>	<b>17.8%</b>	<b>17.2%</b>
<b>Cohort</b>	<b>617,024</b>	<b>632,065</b>	<b>659,039</b>	<b>660,172</b>	<b>693,284</b>	<b>735,267</b>	<b>757,665</b>	<b>726,445</b>	<b>690,059</b>	<b>641,080</b>	<b>605,925</b>	<b>554,521</b>

1. Data are not available for 2001 due to a problem with archived data on Court Orders.

The number of offenders with multiple entries has remained fairly constant over time - the proportion of the total that had multiple offender entries has remained at about 16 to 18% between 2000 and 2012.

## **Proven re-offending by index disposal, probation trust and prison**

In order to measure proven re-offending on a consistent and representative basis by offender management groups, it is necessary to distinguish between the disposal (sentence) types that led to an offender being included. Doing this allows the cohort to be defined according to the relative start point of an offender's interaction with the prison (released from custody) or probation services (court order commencement).

Tables C1-C3 provide re-offending data by disposal (sentence) types. These are produced on the basis of an individual's first disposal (sentence) in that category. In the illustration above, the individual would appear once in the caution category, once in the community order category and once in the custody category. These tables will include an overall prison and probation proven re-offending rate which will be the figures we quote publicly. However, these figures should not be used when comparing proven re-offending rates across different disposals to compare effectiveness. Instead the [\*Compendium of Re-offending Statistics and Analysis 2013\*](#) publication should be referred to as this analysis controls for offender characteristics in order to give a more reliable estimate of the relative effectiveness of different disposals.

The prison/youth secure accommodation/probation trust data tool provide re-offending rates by individual prison and former probation trust, and National Probation Service Division (NPS). These are produced on the basis of an individual's first disposal from each specified prison or probation trust. If the individual offender is discharged from two different prisons in the year they will appear in both of the prison's re-offending rates. The same applies for offenders commencing court orders in more than one probation trust within the year. This is to allow prisons and probation services to track their caseload of offenders.

# Early estimates of proven re-offending statistics

## Background

Responses from the consultation and from earlier engagement with representatives of front-line offender management services supported the proposal to produce early estimates of proven re-offending using shorter follow-up and waiting periods. This is intended to provide offender managers feedback on the proven re-offending trends of offenders they are working with in time for them to adjust or build on offender management operational policy. This section of the bulletin addresses these issues.

Early estimates of proven re-offending were previously presented for four particular offender groups; those managed by the probation service, prolific and other priority offenders (PPOs), drug-misusing offenders and young offenders managed by youth offending teams. Owing to changes described earlier data are now only presented for young offenders who are managed by youth offending teams (YOTs).

Proven re-offending for the early estimates is measured in exactly the same way as for the headline proven re-offending measure except that the follow-up period and waiting period are both three months each. (For the headline measure of proven re-offending they are 12 months and six months, respectively.)

The headline figures and early estimates differ in the following ways:

- Early estimates of proven re-offending rates are considerably lower than in the headline publication. This is because they cover a shorter time period.
- The shorter follow-up period and waiting period allow rates to be calculated for more recent groups of proven offenders.
- Early estimates of proven re-offending rates provide local offender management services with information on proven re-offending trends for the offenders they are working with. The headline re-offending publication presents the public with information on a wide range of proven re-offending trends and provides proven re-offending rates by a variety of breakdowns, such as age, gender, disposal (sentence type), etc.
- The shorter follow-up period and waiting period provides insufficient time for many serious re-offences to be committed and convicted. For this reason, early estimates of proven re-offending rates do not include information on serious re-offending.

# Local adult re-offending statistics quarterly bulletin

## Background

The [Local Adult Re-offending Statistics Quarterly Bulletin](#) series was published by the Ministry of Justice from February 2009 to May 2014 at Government Office Region, probation trust and local authority level. This data was used to measure probation performance.

The local proven re-offending data measured the re-offending of all offenders on the probation caseload. This included offenders that were on licence and those that were serving court orders.

Local proven re-offending rates used the same follow-up period and waiting period to those for the early estimates. However, there were several key differences between the local measure and the early estimates. These included:

- The sample of offenders - local rates were estimated using all offenders on the probation caseload, which included those on licence and those that were serving court orders. Offenders on the caseload were identified through four 'snapshots' of the caseload, which were taken each quarter. Offenders were included if they were on the caseload even if they had been on licence or had been serving the court order for longer than 12 months. The early estimates are based on offenders who commence a court order within a 12 month period.
- Local rates defined the period reported on by the period of re-offending. The early estimates refer to the year of the index disposal.

## Data quality

The data required for measuring proven re-offending are based on a range of data sources (prison data, probation data, young offenders in secure accommodation, and criminal records from the Police National Computer) from a range of agencies (the National Offender Management Service, the Youth Justice Board, local authorities and the National Police Improvement Agency). These figures have been derived from administrative IT systems which, as with any large scale recording system, are subject to possible errors with data entry and processing.

### Police National Computer data

Information regarding the proven re-offending behaviour of offenders has been compiled using the Ministry of Justice's extract from the Police National Computer (PNC). The process involves matching offender details from the prison and probation data to the personal details recorded on the PNC. A proportion of cases cannot be matched and the figures presented in Table 2 below are expressed as a percentage of the offenders that are matched. Like any large scale recording system, the PNC is subject to errors with data entry and recording. The PNC is regularly updated so that further analysis at a later date will generate revised figures.

The quality of the information recorded on the PNC is generally assumed to be relatively high as it is an operational system on which the police depend, but analysis can reveal errors that are typical when handling administrative datasets of this scale. The extent of error or omitted records on the PNC is difficult to estimate because it is a unique data source. As a result, there is not always an obvious source of data to provide a baseline from which to assess data quality. For some types of results, however, comparisons can be made. For example, the trend in receptions into prison in each month is very similar using the PNC and prisons data (see below for details). Although the number of receptions recorded on the PNC is consistently slightly lower because prisons data include cases on remand whereas the PNC does not. Another example is the number of cases that are given a custodial sentence, broken down by offence type, which is similar using the PNC and the Court Proceedings Database with a match rate of 97%.

A number of improvements are routinely carried out:

- Updates to the coding and classification of offences and court disposals, including the reduction of uncoded offences, the reduction in the use of miscellaneous offence codes and the clarification of the coding of breach offences;
- Updates to the methods used to identify the primary offence, where several offences are dealt with on the same occasion, and the methods used to identify the primary disposal, where an offence attracts more than one court disposal; and

- Removal of some duplication of records within the database resulting in improvements to the efficiency and reliability of the matching process.

## **Prison data**

Prison establishments record details for individual inmates on the prison IT system (Prison-NOMIS or LIDS). The information recorded includes details such as date of birth, gender, religion, nationality, ethnic origin, custody type, offence, reception and discharge dates and, for sentenced prisoners, sentence length. The data from individual prison establishments then feeds through to a central computer database, called the Inmate Information System (IIS).

In May 2009, the National Offender Management Service (NOMS) began the roll-out of a new case management system for prisons (Prison-NOMIS). During the phased roll-out, data collection issues emerged that affected the supply of data for statistical purposes from July 2009 to February 2010. Specifically, statistical information on sentence length and offence group is not available on any of our prison datasets for this period.

In order to ensure the fullest possible set of data from July 2009 to February 2010, sentence lengths were estimated for those prisoners received or discharged before the problems were resolved. At the point when the problems were resolved, a small number of prison establishments were still using the old LIDS case management system; data for prisoners received or discharged from these prisons was assumed to be unaffected.

For those prisoners received or discharged from prisons operating Prison-NOMIS, efforts were made to populate their record with the correct sentence length using other data extracts. For example, many prisoners discharged in January 2010 were originally received into prison prior to July 2009, so their sentence length was taken from unaffected datasets before the problems began. Similarly, the majority of those received in early 2010 were still in prison in March 2010 when the problems were resolved, so the sentence length from the corrected prison population data was used.

Where it was not possible to populate a sentence length using other datasets, prisoners were allocated a sentence length band based on the number of days they spent in custody (taking account of early release schemes where relevant).

As a check on the methodology, an alternative estimation process was designed and the number of discharges in each sentence length band for the second half of 2009 was compared using the two methods.

A number of estimation methods were considered and tested on the 2008 data (prior to the data problems) to see which yielded estimates closest to the actual 2008 data. This identified the following method:

1. Calculate data for the first half of the year as a proportion of the full calendar year, for each year from 2001 to 2008; separately for each sentence length band or offence group (the two key breakdowns to be estimated).
2. Apply the average of these proportions to the January to June 2009 data to estimate the 2009 annual totals; separately for each sentence length band or offence group.
3. Scale the estimated numbers in each sentence length band or offence group to sum to the annual total recorded in the raw data (where the totals are known to be correct).

The maximum difference between the two approaches was 2.6% in the band '12 months to less than 4 years'; for all other bands the difference was less than 1%.

### **Indeterminate sentence prisoners**

In addition to the above, data on the discharge of prisoners on indeterminate sentences, i.e. prisoners given a life sentence or an Indeterminate sentence for Public Protection (IPP), is provided from the Public Protection Unit Database (PPUD). This holds data jointly owned by the Offender Management and Public Protection Group (OMPPG) in NOMS and the Parole Board.

PPUD records details of all indeterminate sentence prisoners at the point of conviction, those engaged in the Generic Parole Process and prisoners (determinate and indeterminate) who have been recalled from licence. It also covers those who have received a restricted hospital order/direction from a Crown Court, and those remand and convicted prisoners who have been transferred from prison/detention centres to psychiatric hospital under the relevant sections of mental health legislation.

All decisions taken by the NOMS casework sections and the Parole Board are recorded on the system.

Personal information recorded includes (but is not limited to) name, date of birth, gender, identifying numbers, ethnicity, last known address, probation area and sentencing information.

OMPPG and the Parole Board run monthly and ad hoc reports to cleanse data that are not otherwise identified by data validation routines built into the system.

## **Probation data**

Since 2005, detailed information on the supervision of offenders (at the individual offender level) had been submitted by probation trusts on a monthly basis. These monthly 'probation listings' included information on offenders starting probation supervision. Between 2002 and 2005, this information was submitted quarterly, and prior to 2002 a different data collection system was in place, which meant that information on caseload had to be calculated based on the number of people starting supervision and the number of terminations. From June 2014, the Transforming Rehabilitation programme was launched, which changed the way offenders are managed in the community. Management of offenders serving their sentence in the community has been split into two groups, one consisting of high risk offenders who are managed by the National Probation Service (NPS) and another group consisting of low to medium risk offenders who are now managed by Community Rehabilitation Companies (CRCs).

The quality of the information recorded on the probation data is generally assumed to be relatively high as it is a direct extract from an operational system upon which the probation service depends for managing offenders locally. The extract consists of a small number of key fields for which completion is mandatory. Data is received centrally via the nDelius case management system and is subject to another set of data validation processes. Trends from the data are consistent with comparable time series from the Courts Proceeding Database. Any large scale recording systems are subject to possible errors with data entry and processing, but there are no known issues regarding the probation commencements data.

## **Young offenders in secure accommodation**

Information about secure training centres (STCs) and secure children's homes (SCHs) comes from the Youth Justice Board's (YJB) eAsset database. Information about young people aged 17 and under and held in YOIs is supplied by the Prison Service and private YOIs.

The YJB monthly custody report has traditionally used data from the Secure Accommodation Clearing House System (SACHS), this was the system used by the YJB to book young people into custody. To meet information management challenges of a growing department and whilst improving our processes, the YJB has migrated to the use of the new eAsset system since March 2012.

As part of the work to implement the new system both SACHS and eAsset were run in parallel from 5th March to 1st July 2012. The YJB now has the ability to produce some reports from eAsset and has done work to quality assure the outputs against SACHS. While this work is ongoing and further reports are being developed we now believe the quality of data from this system is of a suitable level to publish as management information.

The quality of the information recorded on the eAsset database is generally assumed to be relatively high as it is a direct extract from an operational system which is used



to place young people in custody. The extract uses a number of key fields for which completion is mandatory when booking a young person into custody.

## Data processing and analysis

The data underpinning the results are considered by Ministry of Justice to be broadly robust. Considerable work has been carried out ensuring data quality, and the data have been used for research publications. Scrutiny of the data source continues in order to ensure the data remains reliable.

The National Audit Office (NAO) identified risk factors in its review of the reporting of PSA targets (NAO, 2005). The remainder of this section addresses these.

## Matching offender records

This process involves matching data on prison discharges and court order commencements to the PNC database. The process uses automated matching routines that look at offenders' surnames, initials, and dates of birth, using direct name matching along with a variety of 'sounds like' algorithms. The matching algorithm also searches through PNC held information on alias names and dates of birth for offenders. However, not all offenders are matched and a thorough analysis of bias in the matching system has yet to be undertaken. Table 2 below shows that the overall matching rates between 2000 and 2012 have remained high.

**Table 2: Matching rates for the different data sources for 2000, 2002 to 2012 cohorts<sup>1</sup>**

	2000	2002	2003	2004	2005	2006	2007	2008	2009	2010	2011	2012
<b>Prison</b>												
Prison discharges	87,083	87,338	85,920	86,970	84,897	83,725	87,340	95,824	94,114	93,137	89,773	91,009
Automatically matched to the PNC	80,572	81,211	80,121	81,125	79,398	78,285	81,874	90,021	88,745	87,845	84,950	86,333
Matched to an index date	73,810	75,121	73,327	73,390	71,246	68,185	69,741	76,668	74,189	65,278	67,512	71,059
Percentage matched to the PNC	92.5%	93.0%	93.3%	93.3%	93.5%	93.5%	93.7%	93.9%	94.3%	94.3%	94.6%	94.9%
Percentage matched to the PNC and index offences (not breach etc.)	84.8%	86.0%	85.3%	84.4%	83.9%	81.4%	79.9%	80.0%	78.8%	70.1%	75.2%	78.1%
<b>Court Orders</b>												
Court order starts	136,023	154,621	158,750	164,831	163,681	176,346	187,386	189,643	191,784	186,417	179,206	165,959
Automatically matched to the PNC	123,540	142,838	148,257	154,075	158,416	172,906	184,740	187,253	190,128	185,112	178,026	164,937
Matched to an index date	105,685	115,108	119,446	122,927	130,307	148,072	159,279	163,519	167,378	164,579	159,533	147,681
Percentage matched to the PNC	90.8%	92.4%	93.4%	93.5%	96.8%	98.0%	98.6%	98.7%	99.1%	99.3%	99.3%	99.4%
Percentage matched to the PNC and index offences (not breach etc.)	77.7%	74.4%	75.2%	74.6%	79.6%	84.0%	85.0%	86.2%	87.3%	88.3%	89.0%	89.0%
<b>YJB<sup>2</sup></b>												
YJB discharges	-	1,337	1,612	1,521	1,551	1,564	1,553	1,647	1,626	1,770	891	836
Automatically matched to the PNC	-	1,226	1,502	1,425	1,448	1,464	1,463	1,537	1,564	1,682	852	801
Matched to an index date	-	680	818	785	800	769	780	845	817	916	647	607
Percentage matched to the PNC	-	91.7%	93.2%	93.7%	93.4%	93.6%	94.2%	93.3%	96.2%	95.0%	95.6%	95.8%
Percentage matched to the PNC and index offences (not breach etc.)	-	50.9%	50.7%	51.6%	51.6%	49.2%	50.2%	51.3%	50.2%	51.8%	72.6%	72.6%

1. Data are not available for 2001 due to a problem with archived data on Court Orders.
2. A new data collection method began in March 2012.

The total number of offenders matched to the PNC is substantially higher than the final figure for the cohorts – for example, in 2012 there were 252,071 matched

offenders, but a final cohort size of 219,347. The main reasons for these discrepancies are:

- Conviction dates for the beginning of the community, suspended or custodial sentence do not match the conviction date within seven days of the criminal records from the PNC database;
- The index offence was not dealt with by a Home Office police force – this ensures that only offences in England and Wales are counted;
- Exclusion of all offenders where the index offence is a breach, since we are only interested in new offences; and
- Exclusion of multiple offender entries (see section above titled “Multiple offender entries” for further details).

## **Counting rules**

The counting rules for choosing which prison discharges to include offer a variety of choices. For instance, it makes little sense to include offenders deported on release or who have died. These counting rules were enumerated and discussed to ensure a more accurate and consistent count and are reviewed on an annual basis to ensure a consistent approach.

## **Complexity of data processing and analysis**

The data processing involved for measuring re-offending is complex. To analyse re-offending behaviour by previous offending or disposal history requires the extraction of criminal histories that can span a number of decades, and the subsequent matching of these histories against the probation caseload files and prison discharges in order to generate a dataset.

## **The extraction of the criminal histories**

To quality assure the extraction of criminal histories, a small set of random samples of offenders was taken after the analysis to check, via a basic validation, that outputs of the SQL (Structured Query Language) program were accurate. The Ministry of Justice is confident that this process has been successful.

## **Level of subjectivity**

There is relatively little subjectivity in the system. Occasional judgements are required (e.g. where to classify an offence), but these will not significantly influence the results.

## **Maturity and stability of the data system**

The system is well established having been used a number of times to produce re-offending statistics for publication. Nonetheless, vigilance continues to be exercised to ensure the validity of the results.

## **Expertise of those who operate the system**

Prison and court order data-feeds are continually monitored and improvement work is regularly undertaken to improve the reliability and the accuracy of datasets. The internal processing of the results within the Ministry of Justice has been subject to dip sampling of criminal histories and the statistical model has been extensively tested.

## **Interpreting trends in the proportion of offenders who commit a serious re-offence against the person**

Care should be taken when interpreting the severity rate for the following reasons:

- **Time through the Criminal Justice System** – more serious offences are likely to take a longer time to progress through the Criminal Justice System than less serious offences. The proven re-offending statistics track proven re-offending behaviour for a year upon offenders entering the cohort, plus an additional six months for convictions to be updated on the system. There is a risk that this time scale is not long enough to capture the most serious offences. However, analysis suggests that the number of serious proven re-offences picked up by the measure remains comparatively stable year on year, ensuring performance is comparable over time.
- **Reporting variation** – variation in reporting time between police force areas and courts may also have an impact on how many serious offences are captured during the one year follow-up period.

## **Data on historical trends**

The data used to measure proven re-offending is from the PNC. Police forces started to enter criminal records locally in 1995. In order to allow time for good practice among police forces in entering data onto the PNC to become embedded, PNC data was used to measure proven re-offending for the first time in 2000. Prior to the 2012, headline bulletin results were compared to 2000 to highlight long-term trends. From 2012, results are compared to 2002, and in the future the year of comparison will move forward by one year for each calendar year publication. Results prior to 2000 cannot be compared to results from 2000 onwards for two main reasons:

- Change in data source – re-offences are measured using data from the PNC (which covers recordable offences), whereas data from years before 2000 were measured using the offenders index (which covered a narrower range of offences).
- Change in measurement – the concept being measured from 2000 onwards in these reports is that of using the offence date to measure re-offences (a period of time is allowed for offences to be committed, and a further period allowed for these offences to be proved by caution, reprimand, final warning or court conviction), whereas the concept being measured prior to 2000 was that of using the conviction date to measure re-convictions (any conviction occurring in a set period of time, whether or not the offence occurred in that time period).

However, the [Compendium of Re-offending Statistics and Analysis 2010](#), published in November 2010, provides the most consistent statistical series possible between 1971 and 2006, adjusting for known methodological changes. For more information, please refer to Chapter 4.4.

Results for 2001 cannot be calculated for offenders on court orders because of a problem with archived data on court orders.

Local breakdowns of the headline proven re-offending rates are available from 2005 onwards. Proven re-offending data are broken down by locality using the address and post-code information of the offender. Where this information is missing, the location of the processing police force is used instead. This is not a completely reliable indicator of the offender's home address as offenders may offend in a different locality than where they reside. The completeness of this information has improved over time. In 2000, this information was omitted for 29% of cases, which was considered too high to produce reliable results. By 2005, this was reduced to 16.5%, and there has been a continuing downward trend since then.

## **Statistical modelling and coefficients**

Owing to the removal of variables which relate to drug misusing offenders and Prolific and other Priority Offenders (PPOs), there are no longer the offender characteristics needed to produce the statistical model which previously calculated the predicted rate. Therefore, there is no predicted rate available for all cohorts after the one published 30 October 2014 (covering re-offending for the calendar year 2012). We are consulting on a replacement method for this, one option being version 4 of the Offender Group Reconviction Scale (OGRS4) score as used by the Transforming Rehabilitation (TR) programme as a predictor of re-offending based on age, gender and criminal history.

# Appendix A: List of serious offences

## Serious violence against the person

1. Murder:
  1. Of persons aged 1 year or over.
  2. Of infants under 1 year of age.
2. Attempted murder.
4. Manslaughter, etc:
  1. Manslaughter.
  2. Infanticide.
  3. Child destruction.
5. Wounding or other act endangering life:
  1. Wounding, etc. with intent to do grievous bodily harm, etc. or to resist apprehension.
  2. Shooting at naval or revenue vessels.
  4. Attempting to choke, suffocate, etc. with intent to commit an indictable offence (garrotting).
  5. Using chloroform, etc. to commit or assist in committing an indictable offence.
  6. Burning, maiming, etc. by explosion.
  7. Causing explosions or casting corrosive fluids with intent to do grievous bodily harm.
  8. Impeding the saving of life from shipwreck.
  9. Placing, etc. explosives in or near ships or buildings with intent to do bodily harm, etc.
  10. Endangering life or causing harm by administering poison.
  11. Causing danger by causing anything to be on road, interfering with a vehicle or traffic equipment.
  13. Possession, etc. of explosives with intent to endanger life.
  14. Possession of firearms, etc. with intent to endanger life or injure property, etc. (Group I).
  15. Possession of firearms, etc. with intent to endanger life or injure property, etc. (Group II).
  16. Possession of firearms, etc. with intent to endanger life or injure property, etc. (Group III).
  17. Using, etc. firearms or imitation firearms with intent to resist arrest, etc. (Group I).
  18. Using, etc. firearms or imitation firearms with intent to resist arrest, etc. (Group II).
  19. Using, etc. firearms or imitation firearms with intent to resist arrest, etc. (Group III).  
[Group I - Firearms, etc. other than as described in Group II or III.  
Group II - Shotguns as defined in s.1 (3)(a) of the Firearms Act 1968.  
Group III - Air weapons as defined in s.1 (3)(b) of the Firearms Act 1968]
  20. Use etc. of chemical weapons.
  21. Use of premises or equipment for producing chemical weapons.
  22. Use, threat to use, production or possession of a nuclear weapon.
  23. Weapons related acts overseas.
  24. Use of noxious substances or things to cause harm or intimidate.
  25. Performing an aviation function or ancillary function when ability to carry out function is impaired because of drink or drugs.
  26. Endangering safety at sea/aerodromes.
  27. Torture.
8. Other wounding, etc.:
  1. Wounding or inflicting grievous bodily harm (inflicting bodily injury with or without weapon).
  33. Racially aggravated wounding or inflicting grievous bodily harm (inflicting bodily injury with or without weapon).
  40. Religiously aggravated malicious wounding or GBH.
  46. Racially or religiously aggravated malicious wounding or grievous bodily harm.

## Sexual offences

17. Sexual assault on a male (previously indecent assault on a male):

11. Indecent assault on male person under 16 years.
  12. Indecent assault on male person 16 years or over.
  13. Assault on a male by penetration.
  14. Assault of a male child under 13 by penetration.
  15. Sexual assault on a male.
  16. Sexual assault of a male child under 13.
19. Rape:
2. Man having unlawful sexual intercourse with a woman who is a defective.
  3. Male member of staff of hospital or mental nursing home having unlawful sexual intercourse with female patient.
  4. Man having unlawful sexual intercourse with mentally disordered female patient who is subject to his care.
  7. Rape of a female aged under 16.
  8. Rape of a female aged 16 or over.
  9. Rape of a male aged under 16.
  10. Rape of a male aged 16 or over.
  11. Attempted rape of a female aged under 16.
  12. Attempted rape of a female aged 16 or over.
  13. Attempted rape of a male aged under 16.
  14. Attempted rape of a male aged 16 or over.
  16. Rape of female child under 13 by a male.
  17. Rape of a male child under 13 by a male.
  18. Attempted rape of a female child under 13 by a male.
  19. Attempted rape of a male child under 13 by a male
20. Sexual assault on female (previously indecent assault on a female):
1. On females under 16 years of age.
  2. On females aged 16 years and over.
  3. Assault on a female by penetration.
  4. Assault on a female child under 13 by penetration.
  5. Sexual assault on a female.
  6. Sexual assault on a female child under 13.
21. Sexual activity (male and female) (including with a child under 13) (previously unlawful intercourse with a girl under 13):
2. Causing or inciting a female child under 13 to engage in sexual activity - penetration.
  3. Causing or inciting a female child under 13 to engage in sexual activity - no penetration.
  4. Causing or inciting a male child under 13 to engage in sexual activity - penetration
  5. Causing or inciting a male child under 13 to engage in sexual activity - no penetration.
  6. Sexual activity with a female child under 13 - offender aged 18 or over - penetration.
  7. Sexual activity with a male child under 13 - offender aged 18 or over - penetration.
  8. Causing or inciting a female child under 13 to engage in sexual activity - offender aged 18 or over – penetration.
  9. Causing or inciting a male child under 13 to engage in sexual activity - offender aged 18 or over - penetration.
  10. Engaging in sexual activity in the presence of a child under 13 (offender aged 18 or over).
  11. Causing a child under 13 to watch a sexual act (offender aged 18 or over).
  12. Sexual activity with a female child under 13 - offender aged under 18.
  13. Sexual activity with a male child under 13 - offender aged under 18.
  14. Causing or inciting a female child under 13 to engage in sexual activity - offender under 18.
  15. Causing or inciting a male child under 13 to engage in sexual activity - offender under 18.
  16. Engaging in sexual activity in the presence of a child under 13 - offender under 18.
  17. Causing a child under 13 to watch a sexual act - offender under 18.
  18. Sexual activity with a female under 13 - offender aged 18 or over - no penetration.
  19. Sexual activity with a male child under 13 - offender aged 18 or over - no penetration.
  20. Causing or inciting a female child under 13 to engage in sexual activity - offender aged 18 or over - no penetration.

21. Causing or inciting a male child under 13 to engage in sexual activity - offender aged 18 or over - no penetration.
  22. Sexual activity with a female child under 13 - offender aged under 18 - no penetration.
  23. Sexual activity with a male child under 13 - offender aged under 18 - no penetration.
  24. Causing or inciting a female child under 13 to engage in sexual activity - offender aged under 18 - no penetration.
  25. Causing or inciting a male child under 13 to engage in sexual activity - offender aged under 18 - no penetration.
22. Sexual activity (male and female) (including with a child under 16) (previously unlawful sexual intercourse with a girl under 16):
0. Unlawful sexual intercourse with girl under 16 (offences committed prior to 1 May 2004).
  2. Causing a female person to engage in sexual activity without consent – penetration.
  3. Causing a male person to engage in sexual activity without consent – penetration.
  4. Causing a female person to engage in sexual activity without consent - no penetration.
  5. Causing a male person to engage in sexual activity without consent - no penetration.
  6. Sexual activity with a female child under 16 (offender aged 18 or over) – penetration.
  7. Sexual activity with a male child under 16 (offender aged 18 or over) – penetration.
  8. Causing or inciting a female child under 16 to engage in sexual activity (offender aged 18 or over) - penetration
  9. Causing of inciting a male child under 16 to engage in sexual activity (offender aged 18 or over) – penetration.
  10. Engaging in sexual activity in the presence of a child under 16 (offender aged 18 or over).
  11. Causing a child under 16 to watch a sexual act (offender aged 18 or over).
  18. Sexual activity with a female child under 16 - offender aged 18 or over - no penetration.
  19. Sexual activity with a male child under 16 - offender aged 18 or over - no penetration.
  20. Causing or inciting a female child under 16 to engage in sexual activity (offender aged 18 or over) - no penetration.
  21. Causing or inciting a male child under 16 to engage in sexual activity (offender aged 18 or over) - no penetration.
70. Sexual activity etc. with a person with a mental disorder:
1. Sexual activity with a male person with a mental disorder impeding choice – penetration.
  2. Sexual activity with a female person with a mental disorder impeding choice – penetration.
  3. Sexual activity with a male person with a mental disorder impeding choice - no penetration.
  4. Sexual activity with a female person with a mental disorder impeding choice - no penetration.
  5. Causing or inciting a male person with a mental disorder impeding choice to engage in sexual activity – penetration.
  6. Causing or inciting a female person with a mental disorder impeding choice to engage in sexual activity – penetration.
  7. Causing or inciting a male person with a mental disorder impeding choice to engage in sexual activity – penetration.
  8. Causing or inciting a female person with a mental disorder impeding choice to engage in sexual activity - no penetration.
  9. Engaging in sexual activity in the presence of a person with a mental disorder impeding choice.
  10. Causing a person with a mental disorder impeding choice to watch a sexual act.
  11. Inducement, threat or deception to procure sexual activity with a person with a mental disorder – penetration.
  12. Inducement, threat or deception to procure sexual activity with a person with a mental disorder - no penetration.
  13. Causing a person with a mental disorder to engage in sexual activity by inducement, threat or deception - penetration.
  14. Causing a person with a mental disorder to engage in sexual activity by inducement, threat or deception - no penetration.
  15. Engaging in sexual activity in the presence, procured by inducement, threat or deception, of a person with a mental disorder.



16. Causing a person with a mental disorder to watch a sexual act by inducement, threat or deception.
  17. Care workers: Sexual activity with a male person with a mental disorder - penetration.
  18. Care workers: Sexual activity with a female person with a mental disorder - penetration.
  19. Care workers: Sexual activity with a male person with a mental disorder - no penetration.
  20. Care workers: Sexual activity with a female person with a mental disorder - no penetration.
  21. Care workers: Causing or inciting sexual activity (person with a mental disorder) - penetration.
  22. Care workers: Causing or inciting sexual activity (person with a mental disorder) - no penetration.
  23. Care workers: Sexual activity in the presence of a person with a mental disorder.
  24. Care workers: Causing a person with a mental disorder impeding choice to watch a sexual act.
71. Abuse of children through prostitution and pornography (previously child prostitution and pornography):
1. Arranging or facilitating the commission of a child sex offence.
  2. Paying for sex with a female child under 13 - penetration
  3. Paying for sex with a male child under 13 - penetration
  4. Paying for sex with a female child under 16 - no penetration.
  5. Paying for sex with a male child under 16 - no penetration.
  6. Paying for sex with a female child aged 16 or 17.
  7. Paying for sex with a male child aged 16 or 17.
  8. Causing or inciting child prostitution or pornography - child aged 13-17.
  9. Controlling a child prostitute or a child involved in pornography - child aged 13-17.
  10. Arranging or facilitating child prostitution or pornography - child aged 13-17.
  11. Causing or inciting child prostitution or pornography - child under 13.
  12. Controlling a child prostitute or child involved in pornography - child under 13.
  13. Arranging or facilitating child prostitution or pornography - child under 13.
  14. Paying for sex with a female child aged under 16 – penetration.
  15. Paying for sex with a male child aged under 16 – penetration.
72. Trafficking for sexual exploitation:
1. Arranging or facilitating arrival of a person into the UK for sexual exploitation (trafficking).
  2. Arranging or facilitating travel of a person within the UK for sexual exploitation (trafficking).
  3. Arranging or facilitating departure of a person from the UK for sexual exploitation (trafficking).

## **Taking and driving away and related offences**

37. Aggravated vehicle taking:
1. Where, owing to the driving of the vehicle, an accident occurs causing the death of any person.

## **Other motoring offences**

4. Manslaughter, etc:
4. Causing death by dangerous driving.
  8. (Offences) Causing death by careless or inconsiderate driving (Offences due to commence in Autumn 2007).

## **Drink driving offences**

4. Manslaughter, etc.:
6. Causing death by careless driving when under the influence of drink or drugs.

## **Serious acquisitive offences**

### **Burglary**

1. Burglary in a dwelling with intent to commit or the commission of an offence triable only on indictment.
2. Burglary in a dwelling with violence or the threat of violence.
3. Other burglary in a dwelling.
4. Aggravated burglary in a dwelling (including attempts).

**Robbery**

1. Robbery.
2. Assault with intent to rob.

**Taking and driving away**

1. Aggravated taking where the vehicle was driven dangerously on a road or other public place.
2. Aggravated taking where owing to the driving of the vehicle an accident occurred causing injury to any person or damage to any property other than the vehicle.

**Theft from or of vehicles**

1. Stealing from motor vehicles.
2. Stealing from other vehicles.
3. Theft of motor vehicle.
4. Unauthorised taking of a motor vehicle.

## Appendix B: Glossary of terms

### Re-offending terms

**Cohort** – this is the group of individuals whose re-offending is measured.

**Index offence** – the index offence is the proven offence that leads to an offender being included in the cohort.

**Index disposal** – the index disposal of the offender is the type of sentence the offender received for their index offence.

**Start point (index date)** – this is the set point in time from when re-offences are measured.

**Follow-up period** – this is the length of time proven re-offending is measured over.

**Waiting period** – this is the additional time beyond the follow-up period to allow for offences committed towards the end of the follow-up period to be proved by a court conviction, caution, reprimand or final warning.

**Re-conviction** – where an offender is convicted at court for an offence committed within a set follow-up period and convicted within either the follow-up period or waiting period.

**Proven re-offence** – where an offender is convicted at court or receives some other form of criminal justice sanction for an offence committed within a set follow-up period and disposed of within either the follow-up period or waiting period.

**Cohort definition used in the Proven Re-offending Statistics Quarterly Bulletin** – the proven re-offending cohort consists of all offenders discharged from custody, otherwise sanctioned at court, receiving a caution, reprimand or warning or tested positive for opiates or cocaine in each year. This cohort's criminal history is collated and criminal behaviour is tracked over the following one year. Any offence committed in this one year period which is proven by a court conviction or out-of-court disposal (either in the one year period, or in a further six months waiting period) counts as a proven re-offence.

**Cohort definition used in the Local Adult Re-offending Quarterly Bulletin** – the local adult re-offending measure takes a snapshot of all offenders, aged 18 or over, who are under probation supervision at the end of a quarter, and combines four such snapshots together. This cohort's criminal history is collated and criminal behaviour is tracked over the following three months. Any offence committed in this three month period which is proven by a court conviction or out-of-court disposal (either in the three month period, or in a further three months waiting period) counts as a proven re-offence. The latest available publication is available at this [link](#).

## **Disposal (sentence type)**

**Fine** – a financial penalty imposed following conviction.

**Court orders** – court orders include community sentences, community orders and suspended sentence orders supervised by the Probation Service. They do not include any pre or post release supervision.

**Criminal Justice Act 2003 (CJA03)** – for offences committed on or after 4 April 2005, the new community order replaced all existing community sentences for adults. The Act also introduced a new suspended sentence order for offences which pass the custody threshold. It also changed the release arrangements for prisoners. See Appendix A of Offender Management Caseload Statistics 2009 for more information.

**Community order** – for offences committed on or after 4 April 2005, the new community order introduced under the CJA 2003 replaced all existing community sentences for those aged 18 years and over. This term refers to all court orders except suspended sentence orders and deferred sentences which may have a custodial component to the sentence. The court must add at least one, but could potentially add all 12 requirements depending on the offences and the offender. The requirements are:

- unpaid work (formerly community service/community punishment) – a requirement to complete between 40 and 300 hours' unpaid work;
- activity – for example, to attend basic skills classes;
- programme – there are several designed to reduce the prospects of re-offending;
- prohibited activity – a requirement not do so something that is likely to lead to further offence or nuisance;
- curfew – which is electronically monitored;
- exclusion – this is not used frequently as there is no reliable electronic monitoring yet available;
- residence – requirement to reside only where approved by probation officer;
- mental health treatment (requires offender's consent);
- drug rehabilitation (requires offender's consent);
- alcohol treatment (requires offender's consent);
- supervision – meetings with probation officer to address needs/offending behaviour; and

- attendance centre – between a minimum of 12 hours and a maximum of 36 in total which includes three hours of activity.

Typically, the more serious the offence and the more extensive the offender's needs, the more requirements there will be. Most orders will comprise of one or two requirements, but there are packages of several requirements available where required. The court tailors the order as appropriate and is guided by the Probation Service through a pre-sentence report.

**Suspended sentence order (SSO)** – the CJA 2003 introduced a new suspended sentence order which is made up of the same requirements as a community order and, in the absence of breach is served wholly in the community supervised by the Probation Service. It consists of an 'operational period' (the time for which the custodial sentence is suspended) and a 'supervision period' (the time during which any requirements take effect). Both may be between six months and two years and the 'supervision period' cannot be longer than the 'operational period', although it may be shorter. Failure to comply with the requirements of the order or commission of another offence will almost certainly result in a custodial sentence.

## **Pre CJA03 Court Orders – Community sentences**

**Community punishment order (CPO)** – the offender is required to undertake unpaid community work.

**Community rehabilitation order (CRO)** - a community sentence which may have additional requirements such as residence, probation centre attendance or treatment for drug, alcohol or mental health problems.

**Community punishment and rehabilitation order (CPRO)** – a community sentence consisting of probation supervision alongside community punishment, with additional conditions like those of a community rehabilitation order.

**Custody** – the offender is awarded a sentence to be served in prison or a Young Offenders Institute (YOI). If the offender is given a sentence of 12 months or over, or is aged under 22 on release, the offender is supervised by the Probation Service on release. It is important to note that the sentence lengths and youth disposals awarded will be longer than the time served in custody. For more information please refer to Appendix A of Offender Management Caseload Statistics 2009.

**Short sentences (under 12 months)** – those sentenced to under 12 months (made under the Criminal Justice Act 1991) spend the first half of their sentence in prison and are then released and considered 'at risk' for the remaining period. This means they are under no positive obligations and do not report to the Probation Service, but if they commit a further imprisonable offence during the 'at risk' period, they can be made to serve the remainder of the sentence in addition to the punishment for the new offence. The exception to this is those aged 18 to 20 who have a minimum of three month's supervision on release.

**Sentences of 12 months or over** – the CJA03 created a distinction between standard determinate sentences and public protection sentences. Offenders sentenced to a standard determinate sentence serve the first half in prison and the second half in the community on licence.

## **Youth disposal (sentence type)**

**Reprimand or warning** – a reprimand is a formal verbal warning given by a police officer to a juvenile offender who admits they are guilty for a minor first offence. A final warning is similar to a reprimand, but can be used for either the first or second offence, and includes an assessment of the juvenile to determine the causes of their offending behaviour and a programme of activities is designed to address them. Reprimands and warnings for youths were abolished under Legal Aid Sentencing and Punishment of Offenders Act 2012 with effect from 8 April 2013 and replaced with youth cautions.

**Youth cautions** – are a formal out-of-court disposal that can be used as an alternative to prosecution for young offenders (aged 10 to 17) in certain circumstances. A Youth Cautions may be given for any offence where the young offender admits an offence, there is sufficient evidence for a realistic prospect of conviction but it is not in the public interest to prosecute.

## **First-tier penalties**

**Discharge** – a juvenile offender is given an absolute discharge when they admit guilt, or are found guilty, with no further action taken. An offender given a conditional discharge also receives no immediate punishment, but is given a set period during which, if they commit a further offence, they can be brought back to court and re-sentenced.

- **Fine** – the size of the fine depends on the offence committed and the offender's financial circumstances. In the case of juveniles under 16, the fine is the responsibility of the offender's parent or carer.
- **Referral order** – this is given to juveniles pleading guilty and for whom it is their first time at court (unless the offence is so serious it merits a custodial sentence or it is of a relatively minor nature). The offender is required to attend a Youth Offender Panel to agree a contract, aimed to repair the harm caused by the offence and address the causes of the offending behaviour.
- **Reparation order** – the offender is required to repair the harm caused by their offence either directly to the victim or indirectly to the community.

**Youth Rehabilitation Order** – a community sentence for juvenile offenders, which came into effect on 30 November 2009 as part of the Criminal Justice and Immigration Act 2008. It combines a number of sentences into one generic sentence and is the standard community sentence used for the majority of children and young people who offend. The following requirements can be attached to a Youth Rehabilitation Order (YRO):

- activity requirement
- curfew requirement
- exclusion requirement
- local authority residence requirement
- education requirement
- mental health treatment requirement
- unpaid work requirement
- drug testing requirement
- intoxicating substance misuse requirement
- supervision requirement
- electronic monitoring requirement
- prohibited activity requirement
- drug treatment requirement
- residence requirement
- programme requirement
- attendance centre requirement
- intensive supervision and surveillance
- intensive fostering

The following community sentences are replaced by the YRO, but will continue to exist for those that committed an offence before 30 November 2009. The YRO is only available for those that committed an offence on or after the 30 November 2009.

- action plan order
- curfew order
- supervision order
- supervision order and conditions

- community punishment order
- community punishment and rehabilitation order
- attendance centre order
- drug treatment and testing order
- exclusion order
- community rehabilitation order

## **Prison categories**

**Category B and category C prisons** hold sentenced prisoners of their respective categories, including life sentenced prisoners. The regime focuses on programmes that address offending behaviour and provide education, vocational training and purposeful work for prisoners who will normally spend several years in one prison.

**High security prisons** hold category A and B prisoners. Category A prisoners are managed by a process of dispersal, and these prisons also hold a proportion of category B prisoners for whom they provide a similar regime to a category B prison. The category B prisoners held in a High Security Prison are not necessarily any more dangerous or difficult to manage than those in category B prisons.

**Female prisons**, as the name implies, hold female prisoners. Because of the smaller numbers, they are not divided into the same number of categories although there are variations in security levels.

**Local prisons** serve the courts in the area. Historically their main function was to hold un-convicted and un-sentenced prisoners and, once a prisoner had been sentenced, to allocate them on to a category B, C or D prison as appropriate to serve their sentence. However, pressure on places means that many shorter term prisoners serve their entire sentence in a local prison, while longer term prisoners also complete some offending behaviour and training programmes there before moving on to lower security conditions. All local prisons operate to category B security standards.

**Open prisons** have much lower levels of physical security and only hold category D prisoners. Many prisoners in open prisons will be allowed to go out of the prison on a daily basis to take part in voluntary or paid work in the community in preparation for their approaching release.

## **Miscellaneous terms**

**National Probation Service** – the National Probation Service generally deals with those aged 18 years and over. (Those under 18 are mostly dealt with by Youth Offending Teams, answering to the Youth Justice Board.) They are responsible for supervising offenders who are given community sentences and suspended sentence



orders by the courts, as well as offenders given custodial sentences, both pre and post their release.

**Police National Computer** – the Police National Computer (PNC) is the police's administrative IT system used by all police forces in England and Wales and managed by the National Policing Improvement Agency. As with any large scale recording system the PNC is subject to possible errors with data entry and processing. The Ministry of Justice maintains a database based on weekly extracts of selected data from the PNC in order to compile statistics and conduct research on re-offending and criminal histories. The PNC largely covers recordable offences – these are all indictable and triable-either-way offences plus many of the more serious summary offences. All figures derived from the Ministry of Justice's PNC database, and in particular those for the most recent months, are likely to be revised as more information is recorded by the police.

**Recordable offences** – recordable offences are those that the police are required to record on the PNC. They include all offences for which a custodial sentence can be given plus a range of other offences defined as recordable in legislation. They exclude a range of less serious summary offences, for example television licence evasion, driving without insurance, speeding and vehicle tax offences.

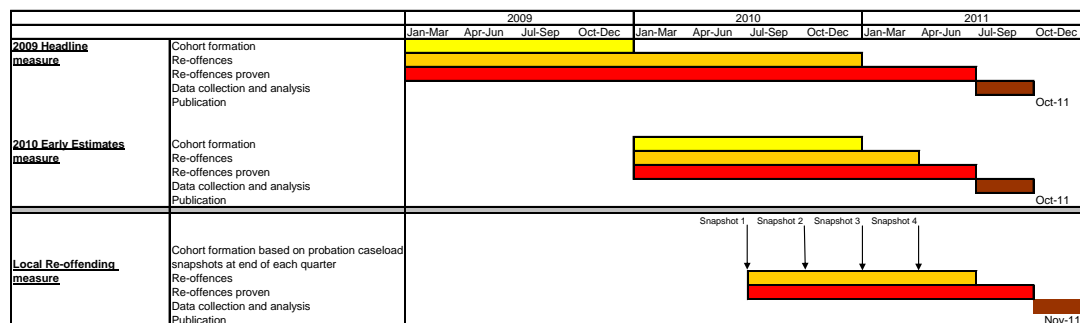
**Indictable and summary offences** – summary offences are triable only by a magistrates' court. This group includes motoring offences, common assault and criminal damage up to £5,000. More serious offences are classed either as triable-either-way (these can be tried either at the Crown Court or at a magistrates' court and include criminal damage where the value is £5,000 or greater, theft and burglary) or indictable-only (the most serious offences that must be tried at the Crown Court; these 'indictable-only' offences include murder, manslaughter, rape and robbery). The term indictable offences is used to refer to all triable-either-way and 'indictable-only' offences.

**Offence group (based on new ONS crime classifications)** – offences classified into 13 separate offence categories using the new [Office for National Statistics \(ONS\) crime classifications](#).

# Appendix C: Comparison of the three measures of re-offending

Figure A1 below compares how the three measures of re-offending (the headline proven re-offending measure, the early estimates of re-offending and local adult re-offending) are constructed. It shows the period over which the re-offending cohort is formed, the time over which re-offending is measured, the additional time allowed for re-offending to be proven, and the time taken to collect and analyse the data, and then to publish.

**Figure A1: how the three re-offending measures are constructed**



## Cohort formation

Headline measure and early estimates: offenders enter the cohort when they receive a caution, a final warning or reprimand (juveniles), are given a non-custodial conviction, are released from custody or test positive for cocaine or opiates in the cohort formation period shown.

Local adult re-offending: this uses a snapshot of all offenders aged 18 or over, who are under probation supervision at the end of a quarter, and combines four such snapshots together.

## Re-offences

Headline measure: A re-offence is counted if the offence occurs within the "Re-offences" period shown. This is within 12 months of entering the cohort.

Early estimates and local adult re-offending: A re-offence is counted if the offence occurs within three months of entering the cohort for the early estimates measure and within three months following each of the four caseload snapshots for the local re-offending measure.

## Re-offences proven

Headline measure: For a re-offence to be counted it must also be proven within the "Re-offences proven" period shown. This is within six months of the re-offence.

Early estimates and local adult re-offending: For a re-offence to be counted it must also be proven within the "Re-offences proven" period shown. This is within three months of the re-offence.

## Explanatory notes

The United Kingdom Statistics Authority has designated these statistics as National Statistics, in accordance with the Statistics and Registration Service Act 2007 and signifying compliance with the Code of Practice for Official Statistics.

Designation can be broadly interpreted to mean that the statistics:

- meet identified user needs;
- are well explained and readily accessible;
- are produced according to sound methods; and
- are managed impartially and objectively in the public interest.

Once statistics have been designated as National Statistics it is a statutory requirement that the Code of Practice shall continue to be observed.

### Symbols used

..	Not available
0	Nil or less than half the final digit shown
-	Not applicable
*	One or both of the comparison figures are less than 30
(p)	Provisional data

## Contact details

For queries, comments or further information, please contact:

**Nick Mavron**

Ministry of Justice  
Justice Statistics Analytical Services  
7th floor  
102 Petty France  
London  
SW1H 9AJ

Email: [statistics.enquiries@justice.gsi.gov.uk](mailto:statistics.enquiries@justice.gsi.gov.uk)

Alternative formats are available on request from  
[statistics.enquiries@justice.gsi.gov.uk](mailto:statistics.enquiries@justice.gsi.gov.uk).



© Crown copyright 2015

This publication is licensed under the terms of the Open Government Licence v3.0 except where otherwise stated. To view this licence, visit [nationalarchives.gov.uk/doc/open-government-licence/version/3](http://nationalarchives.gov.uk/doc/open-government-licence/version/3) or write to the Information Policy Team, The National Archives, Kew, London TW9 4DU, or email: [psi@nationalarchives.gsi.gov.uk](mailto:psi@nationalarchives.gsi.gov.uk).