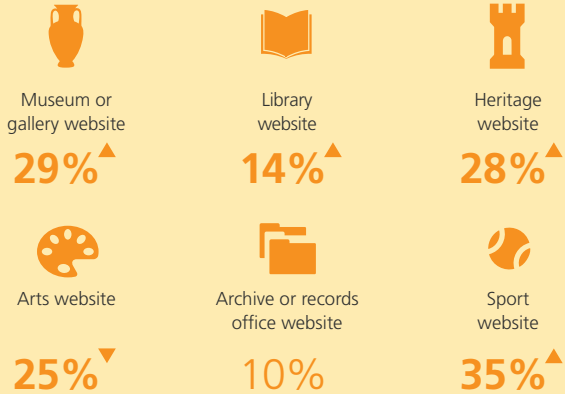


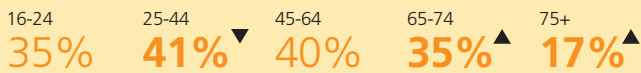
# Digital Participation

Has visited in the last 12 months a...




▲ Yellow arrows indicate significant increase/decrease from 05/06

## Age



Has digitally participated in culture in the last 12 months

**37%**▼



Male

**39%**

2015/16

Female

**35%**▼

2015/16



TNS BMRB

April 2015 – March 2016

▲ indicates significant increase to 11/12  
 ▼ indicates significant decrease to 11/12